



## 8. SETUP PHOTOS

### RADIATED RF MEASUREMENT SETUP FOR MOBILE CONFIGURATION

#### WORST POSITION





**RADIATED RF MEASUREMENT SETUP FOR PORTABLE CONFIGURATION**




X-AXIS BACK PHOTO



Y-AXIS FRONT PHOTO



Y-AXIS BACK PHOTO



Z-AXIS FRONT PHOTO





Z-AXIS BACK PHOTO





**POWERLINE CONDUCTED EMISSIONS MEASUREMENT SETUP**





**END OF REPORT**