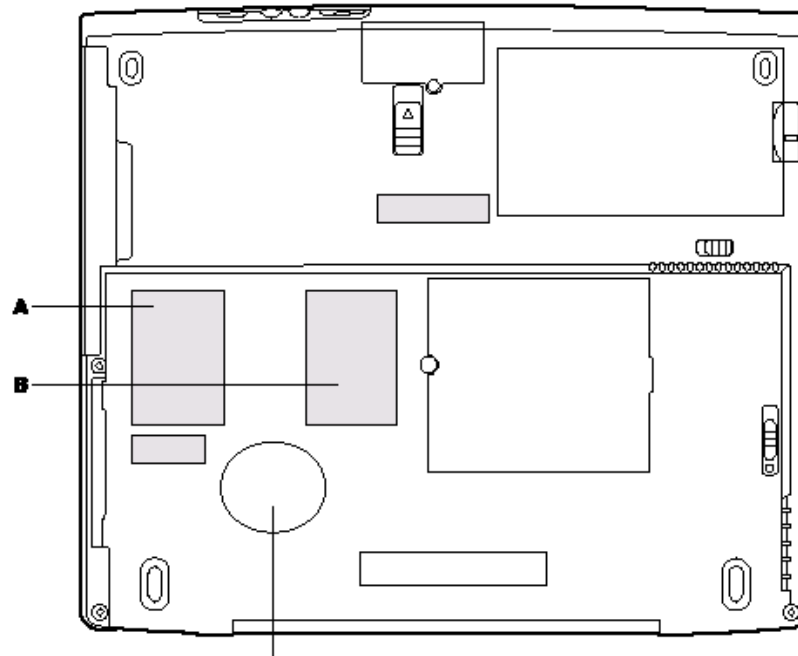


Label positions



The both label of Wireless LAN and Bluetooth should be put on A or B.

If the label of Wireless LAN is put on at the position A, the label of Bluetooth should be put on at the position B.

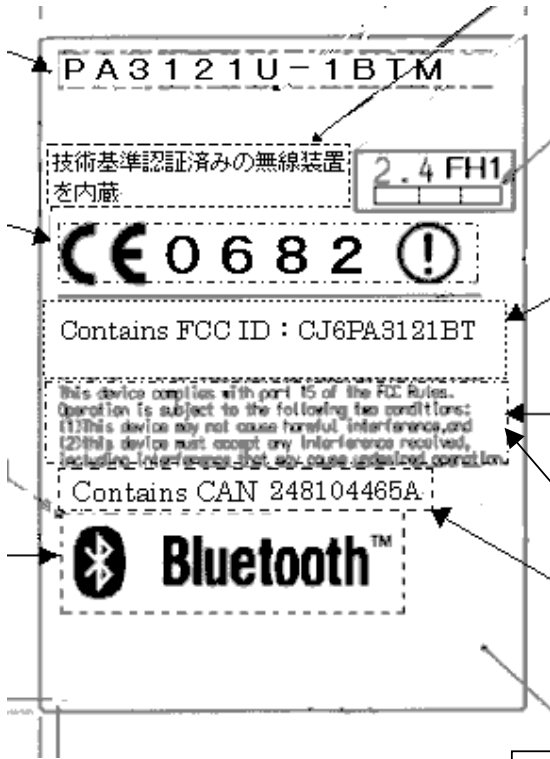
(If the label of Bluetooth is put on at the position A, the label of Wireless LAN should be put on at the position B.)

Regulatory Label of Wireless LAN



This device complies with Part 15 of the FCC Rules.
Operation of this device is subject to the following two conditions:
(1) This device may not cause harmful interference, and (2) this device must accept any interference received, including interference that may cause undesired operation.

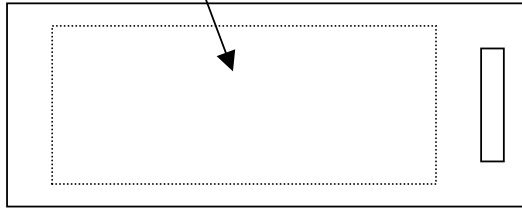
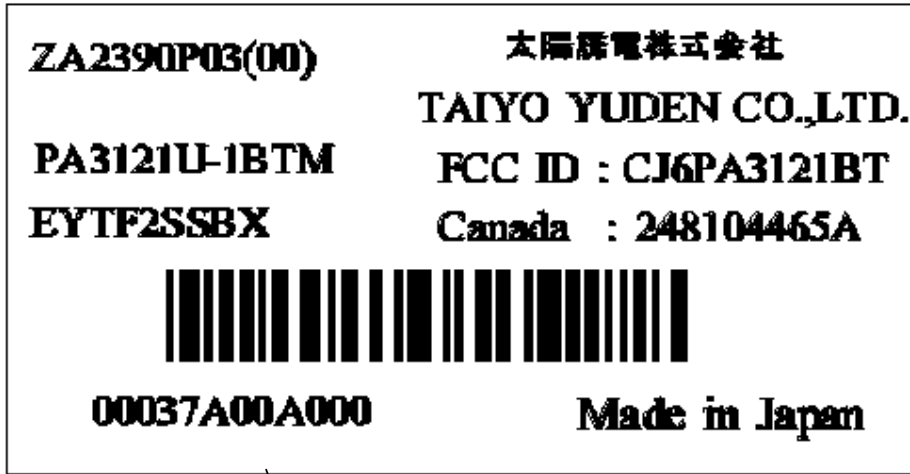
Regulatory Label of Bluetooth



This device complies with Part 15 of the FCC Rules.
Operation of this device is subject to the following two conditions:
(1) This device may not cause harmful interference, and (2) this device must accept any interference received, including interference that may cause undesired operation.

Regulatory Label of Bluetooth module

[Note] This label is put on the Bluetooth module. (Not put on the bottom side of PC.)

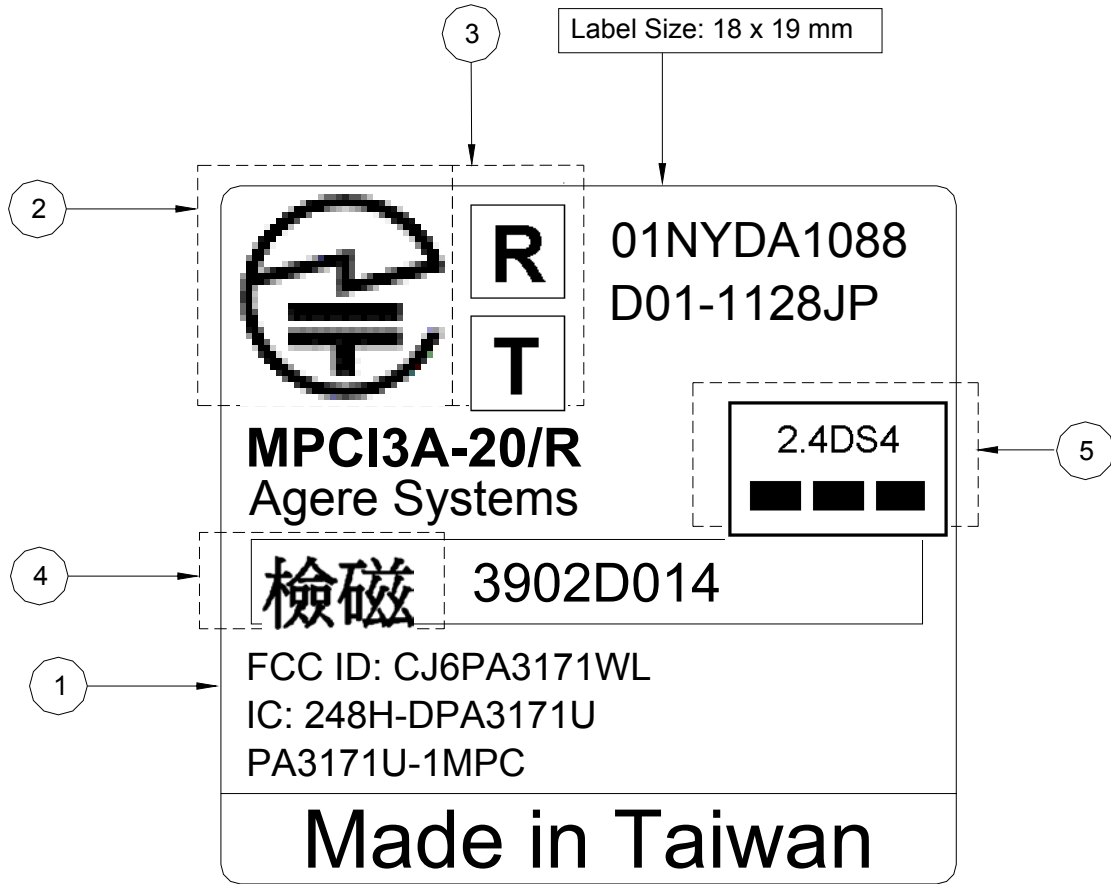


Bluetooth Module Label Placement (Back side)

Regulatory Label on Mini PCI Wireless LAN Card

[Note] This label is put on the Wireless LAN module. (Not put on the bottom side of PC.)

Regulatory Label



SSSSSSSSSSSS xxxxxx/y
ZAxxxxPxx TOS
MAC: 1234567890AB



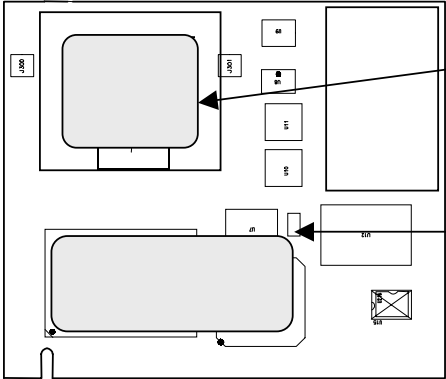
ZAxxx Label with S/N, P/N and MAC address:

MAC: 1: SSSSSSSSSSSS = Agere S/N; human readable and barcode.

T/N: 019045/X= P/N with related rev. level (y). P/N represents H/W and F/W configuration.

ZAxxxxPxx and PAxxxxx-1MPC are Toshiba product numbers.

Mini PCI Label Placement
(front side)



Regulatory Label

Label with S/N, P/N and
MAC address