

Report No.: EMC98819

FCC ID: CJ6AT98-034

7 RADIATED MEASUREMENT PHOTOS

Figure 7.3 Configuration Photo of Radiated Measurement
(1 GHz - 4 GHz)

APPLICANT: Toshiba Corporation


EUT NAME : DVD Video Player

MODEL No : DVD850AT


SERIAL No: 2S-8

DATE : 08/25/1998

<RADIATED FRONT>



<RADIATED REAR>



This cable routing was attempted to maximize the voltage emission.

Report No.: EMC98819

FCC ID: CJ6AT98-034

7 RADIATED MEASUREMENT PHOTOS

Figure 7.1 Configuration Photo of Radiated Measurement

(9 kHz - 30 MHz)

APPLICANT: Toshiba Corporation

EUT NAME : DVD Video Player

MODEL No : DVD850AT


SERIAL No: 2S-8

DATE : 08/25/1998

<RADIATED FRONT>



<RADIATED REAR>



This cable routing was attempted to maximize the voltage emission.

Report No.: EMC98819

FCC ID: CJ6AT98-034

7 RADIATED MEASUREMENT PHOTOS

Figure 7.2 Configuration Photo of Radiated Measurement
(30 MHz - 1000MHz)

APPLICANT: Toshiba Corporation


EUT NAME : DVD Video Player

MODEL No : DVD850AT


SERIAL No: 2S-8

DATE : 08/21/1998

<RADIATED FRONT>



<RADIATED REAR>



This cable routing was attempted to maximize the voltage emission.

Report No.: EMC98819

FCC ID: CJ6AT98-034

6.4 CONDUCTED MEASUREMENT PHOTOS

Figure 6.1 Configuration Photo of Conducted Measurement

APPLICANT: Toshiba Corporation

EUT NAME : DVD Video Player

MODEL No : DVD850AT


SERIAL No: 2S-8

DATE : 08/25/1998

<CONDUCTED FRONT>



<CONDUCTED REAR>



This cable routing was attempted to maximize the voltage emission.