




Test Setup and EUT Pictures

TEST REPORT #: EMC_CET10_139_12001_WR_R10_PIC

Radiated Emissions Test Set-up


<30MHz



30MHz - 1000MHz




1GHz – 18GHz



18-40GHz



Band Edge Test Set-up



Conducted RF Test Set-up



EUT with AE (Development Board)

