

VP1001-B



Safety Instructions

5287766 / Version 01.000 / April 2020 / EN

Original instructions



Copyright

Copyright © Nedap N.V. All rights reserved. The information in this document is subject to change without notice, it is not to be reproduced in any way, in whole or in part, without the written consent of Nedap N.V. All trademarks referenced belong to their respective owners.

Disclaimer

Nedap N.V. has made every effort to ensure the accuracy of the information contained in this document. However, Nedap N.V. makes no representations or warranties whatsoever whether express or implied as to the accuracy, correctness, completeness or fit-for-purpose or suitability for the purpose of this product. You use the products at your own risk. Nedap N.V. excludes any liability to the maximum extent permitted by applicable law for the damages caused by errors or failures made during the installation or improper use of this product or by not applying the instructions stated in this document. Nedap N.V. reserves the right to make improvements or amendments to this document and/or the products described therein at any time without any notification. The latest version of this document can be found on the Nedap Livestock Management business portal (www.nedap.com/livestockmanagement-portal). Please download the latest version of this document (by yourself or reseller) and keep a copy for your own records. This document can be published in various languages but only the English language version will prevail. Nedap N.V. assumes no responsibility for any errors caused for the translations into another language.

Warranty and spare parts

Please consult the Nedap products dealer from whom you purchased this product, in regards to the applicable warranty conditions. This product cannot be used for any other purpose as described in this document. If the product is not installed according to this document; the warranty provided is not applicable. At the sole discretion of Nedap N.V., Nedap N.V. may decide to change the conditions of the warranty policy. You agree that Nedap N.V. is able to compensate you the pro-rata value of the warranty involved rather than replacing or repairing the product depending on the technical or economical value of the product. Prior to applying the warranty, please verify if you comply with the warranty conditions of the warranty policy, whether you can successfully apply for the replacement or repair of a defective part. Parts can only be replaced with original Nedap parts, otherwise the warranty policy will not be applicable on the product. If the warranty is applicable, please contact the dealer or send the defective parts to the dealer.

Additional information

For any information or questions regarding the product, please contact your own dealer.

VP1001-B



Content






- 1 Safety 3
- 2 Compliance 5








1 Safety

Read this manual before using this product. Failure to follow the instructions and safety precautions in this manual may result in serious injury or death. Keep this manual in a safe location for future reference.

Symbols used in the manual

 Danger	Indicates a hazardous situation that, if not avoided, will result in death or serious injury.
 Warning	Indicates a hazardous situation that, if not avoided, could result in death or serious injury.
 Caution	Indicates a hazardous situation that, if not avoided, could result in minor or moderate injury.
	Indicates important information but not hazard related.
	Suggestions and advice to perform certain tasks more easily.

General safety instructions

-  **Warning**
Always turn off the mains power supply when working on the electrical installation.
-  **Warning**
Always wear proper protection when installing and maintaining the VP1001-B.
-  **Caution**
Use the VP1001-B only with a suitable power supply. The power supply or power adapter must comply with local regulations for a SELV, limited power (NEC class2, ps2) output (e.g. Nedap VP2001-B or Nedap power adapter (P/N 9223126)).
-  **Caution**
Installation and service should only be done by locally qualified personnel.
-  **Caution**
Install the system according to the local rules and regulations.

Working environment

-  **Caution**
The installation area must be free from any obstacles, including animals.





Caution

Make sure all components are installed out of reach of animals.



Caution

Make sure all cables are properly concealed, and form no danger for stumbling.



Caution

Take into account the high concentrations of ammonia when installing and maintaining the VP1001-B in pig barns.

Animal welfare and safety

The automated actions of the Nedap Livestock Management systems do never discharge the installer and the user of the system from his/her responsibility to assure **and** to take care of the well-being of the animals.



2 Compliance

FCC and ISED Compliance statement

This device complies with part 15 of the FCC Rules and with RSS-210 of Innovation, Science and Economic Development Canada. Operation is subject to the following two conditions: (1) this device may not cause harmful interference, and (2) this device must accept any interference received, including interference that may cause undesired operation.

Changes or modifications not expressly approved by the party responsible for compliance could void the user's authority to operate the equipment.

Cet appareil se conforme aux normes CNR-210 exemptés de licence d'Innovation, Sciences et Développement économique Canada. L'opération est soumise aux deux conditions suivantes: (1) cet appareil ne doit causer aucune interférence, et (2) cet appareil doit accepter n'importe quelle interférence, y compris l'interférence qui peut causer une opération non souhaitée de cet appareil.

Les changements ou modifications n'ayant pas été expressément approuvés par la partie responsable de la conformité peuvent faire perdre à l'utilisateur l'autorisation de faire fonctionner le matériel.

FCC and ISED Radiation Exposure Statement

This equipment complies with FCC and Canadian radiation exposure limits set forth for an uncontrolled environment. This equipment should be installed and operated with a minimum distance of 3 cm between the radiator and your body. This transmitter must not be co-located or operating in conjunction with any other antenna or transmitter.

Cet équipement est conforme aux limites énoncées pour un environnement non contrôlé. Cet équipement doit être installé et utilisé avec une distance minimale de 3 cm entre le radiateur et votre corps.

FCC and ISED Information to the user

Note: This equipment has been tested and found to comply with the limits for a class B digital device, pursuant to part 15 of the FCC Rules. These limits are designed to provide reasonable protection against harmful interference in a residential installation. This equipment generates, uses and can radiate radio frequency energy and, if not installed and used in accordance with the instructions, may cause harmful interference to radio communications.

However, there is no guarantee that interference will not occur in a particular installation. If this equipment does cause harmful interference to radio or television reception, which can be determined by turning the equipment off and on, the user is encouraged to try to correct the interference by one or more of the following measures:

- Reorient or relocate the receiving antenna.
- Increase the separation between the equipment and receiver.
- Connect the equipment into an outlet on a circuit different from that to which the receiver is connected.
- Consult the dealer or an experienced radio/TV technician for help.

Any changes or modifications not expressly approved by the party responsible for compliance could void the user's authority to operate the equipment. To ensure compliance with FCC regulations, use only the shielded interface cables provided with the product, or additional specified components or accessories that can be used with the installation of the product.


This Class B digital apparatus complies with the Canadian standard ICES-003. Cet appareil numérique de Classe B est conforme à la norme Canadienne ICES-003.



Antennas

This device may be used with the following Nedap antennas: Single Loop Walk Through, Single Loop Walk Over, VP6011, VP6012, VP6030, VP6040, VP6041, VP6042 and VP6050. Antennas VP6041 and VP6042 are identical. However, model VP6041 is adjusted for environments with lots of steel for short distances. The VP6042 is adjusted for longer distances (1 m) recognition.

Disposal

The WEEE  symbol in Europe indicates that the relevant electrical product or battery should not be disposed of as general household waste in Europe. To ensure the correct waste treatment of the product and battery, please dispose them in accordance to any applicable local laws of requirement for disposal of electrical equipment or batteries. In so doing, you will help to conserve natural resources and improve standards of environmental protection in treatment and disposal of electrical waste (Waste Electrical and Electronic Equipment Directive WEEE 2012/19/EU).

CE

Hereby NEDAP N.V. declares that the subject equipment is in compliance with the directives 2014/53/EU (Radio Equipment Directive) and 2011/65/EU (Restriction of the use of certain hazardous substances). The full text of the EU declaration of conformity is available at our Business Portal: <http://www.nedap.com/livestockmanagement-portal>.



nedap.com/livestockmanagement

Nedap N.V.
Livestock Management
P.O. Box 104
7140 AC Groenlo
The Netherlands

Nedap USA
25 Corporate Drive, Suite 101
Burlington MA 01803
United States of America

Nedap China
Raffles City Changning Office Tower 2
Room 2306
Changning Road 1189
200051 Changning District
Shanghai, China

T +31 (0)544 471 444
E livestockmanagement@nedap.com
W nedap.com/livestockmanagement