

**PHOTOGRAPHS OF THE TESTSETUP OF AN
ARTICLE SURVEILLANCE (EAS) SYSTEM
BRAND Nedap, MODEL ASSY FLR RF+RFID.**

**14060504.p03
August 25, 2014**

FCC listed : 90828
Industry Canada : 2932G-2
R&TTE, LVD, EMC Notified Body : 1856

TÜV Rheinland Nederland B.V.
Eiberkamp 10
9351VT Leek
The Netherlands

Telephone: +31 594 505005
Telefax: +31 594 504804
Internet: www.tuv.com/nl
E-mail: info@nl.tuv.com



Description of test item

Test item : Spread Spectrum Transmitter (DSS)
Manufacturer : N.V. Nederlandsche Apparatenfabriek "Nedap"
Brand : Nedap
Model : ASSY FLR RF+RFID
Serial number(s) : E701 A001 (Antenna 1) and E702 A001 (Antenna 2)
Revision : --
FCC ID : CGDFLRRRFID
IC : 1444A-FLRRRFID
Receipt date : July 08, 2014

Applicant information

Applicant's representative : Mr. J. Hulshof
Company : N.V. Nederlandsche Apparatenfabriek "Nedap"
Address : Parallelweg 2
Postal code : 7141 DC
City : Groenlo
Country : The Netherlands
Telephone number : +31 544 471 162
Telefax number : +31 544 463 475
e-mail address : jacques.hulshof@nedap.com

Report written by : R. van der Meer

Report date : August 25, 2014


Table of contents

1	PHOTOGRAPHS OF THE TESTSETUP	4
1.1	RADIATED EMISSIONS.....	4
1.1.1	<i>Radiated emissions setup H-field.....</i>	<i>4</i>
1.1.2	<i>Radiated emissions setup E-field, restricted bands.</i>	<i>5</i>
1.1.3	<i>Radiated emissions setup detail, front and back view</i>	<i>6</i>
1.2	CONDUCTED TESTS.....	7
1.2.1	<i>Conducted tests testsetup overview.....</i>	<i>7</i>
2	AC POWER-LINE CONDUCTED EMISSIONS SETUP.....	8
3	PART 15B / ICES-003 VERIFICATION (INFO).....	9
3.1	RADIATED EMISSIONS SETUP, 15B VERIFICATION.....	9
3.2	AC POWER-LINE CONDUCTED EMISSIONS SETUP, 15B VERIFICATION.	10

1 Photographs of the testsetup.


1.1 Radiated emissions.

1.1.1 Radiated emissions setup H-field.





1.1.2 Radiated emissions setup E-field, restricted bands.





1.1.3 Radiated emissions setup detail, front and back view




1.2 Conducted tests

1.2.1 Conducted tests testsetup overview




2 AC Power-line Conducted Emissions Setup



3 Part 15B / ICES-003 Verification (info)

3.1 Radiated emissions setup, 15B verification.



3.2 AC Power-line conducted emissions setup, 15B verification.

