



**PHOTOGRAPHS OF THE TESTSETUP OF AN
INDUCTIVE RFID CARD READER,
OPERATING ON 13.56 MHz
BRAND Nedap, MODEL DVD31356**

**10082307.p01
April 27, 2011**

FCC listed : 90828
Industry Canada : 2932G-1
VCCI Registered : R-1518, C-1598
R&TTE, LVD, EMC Notified Body : 1856

**TÜV Rheinland EPS B.V.
P.O. Box 15
9822 ZG Niekerk (NL)
Smidshornerweg 18
9822 TL Niekerk (NL)**

Telephone: +31 594 505005
Telefax: +31 594 504804

Internet: www.tuv-eps.com
E-mail: info@tuv-eps.com



Description of EUT: Inductive RFID Card Reader
Manufacturer: N.V. Nederlandse Apparatenfabriek
"Nedap"
Brand mark: Nedap
Model: DVD31356
FCC ID: CGD DVD31356
IC: 1444A- DVD31356

Description of test item

Test item (EUT) : Inductive RFID Card Reader
Manufacturer : N.V. Nederlandsche Apparatenfabriek "Nedap"
Brand : Nedap
Model(s) : DVD31356
Serial number(s) : X312 B 018 and V412 B005
FCC ID : CGDDVD31356
IC : 1444A-DVD31356

Applicant information

Applicant's representative : Mr. J.A.M. Hulshof
Company : N.V. Nederlandsche Apparatenfabriek "Nedap"
Address : Parallelweg 2
Postal code : 7141 DC
City : Groenlo
Country : The Netherlands
Telephone number : +31 544 471 162
Telefax number : +31 544 463 475
E-mail : Jacques.Hulshof@Nedap.com

Table of contents

1	PHOTOGRAPHS OF THE TESTSETUP	4
1.1	RADIATED EMISSIONS	4
1.1.1	<i>Radiated emissions H-field @ 3m, in combination with AUX3</i>	4
1.1.2	<i>Radiated emissions H-field @ 3m, in combination with AUX4</i>	5
1.1.3	<i>Radiated emissions H-field @ 3m, in combination with AUX5</i>	6
1.1.5	<i>Radiated emissions E-field @3m, in combination with AUX3</i>	7
1.1.6	<i>Radiated emissions E-field @3m, in combination with AUX4</i>	8
1.1.7	<i>Radiated emissions E-field @3m, in combination with AUX5</i>	8
1.1.8	<i>Radiated emissions setup detail</i>	9
1.2	CONDUCTED EMISSIONS	10
1.2.1	<i>Conducted emissions testsetup overview</i>	10
1.2.2	<i>Conducted emissions EUT detail-1</i>	11
1.2.3	<i>Conducted emissions EUT detail-2</i>	12
1.3	CARRIER STABILITY UNDER SPECIAL CONDITIONS	13

1 Photographs of the testsetup.

1.1 Radiated emissions.

1.1.1 Radiated emissions H-field @ 3m, in combination with AUX3



1.1.2 Radiated emissions H-field @ 3m, in combination with AUX4



1.1.3 Radiated emissions H-field @ 3m, in combination with AUX5




1.1.5 Radiated emissions E-field @3m, in combination with AUX3



1.1.6 Radiated emissions E-field @3m, in combination with AUX4




1.1.7 Radiated emissions E-field @3m, in combination with AUX5



1.1.8 Radiated emissions setup detail



Photograph showing RS-232 connection



Photograph showing LAN connection

1.2 Conducted emissions


1.2.1 Conducted emissions testsetup overview



1.2.2 Conducted emissions EUT detail-1




1.2.3 Conducted emissions EUT detail-2



As per KDB 174176 the antenna is replaced by a 50 Ohm termination.

1.3 Carrier stability under special conditions



EUT is placed inside the climat chamber and an external antenna in this case AUX5 is used.