

SETUP PHOTOS EXHIBIT

Report Number. : R14662781-EP1

Applicant : Ademco Inc.
2 Corporate Center Dr.
Melville, NY 11747, U.S.A.

Model : SIXPIRA

FCC ID : CFS8DLLMD500A

IC : 573F-LMD500A

EUT Description : 2.4 GHz Infrared Motion Sensor

Test Standard(s) : FCC 47 CFR PART 15 SUBPART C: 2023
ISED RSS-247 ISSUE 2: 2017
ISED RSS-GEN ISSUE 5 + A2:2021

Date Of Issue:
2023-02-24

Prepared by:
UL LLC
12 Laboratory Dr.
Research Triangle Park, NC 27709 U.S.A.
TEL: (919) 549-1400

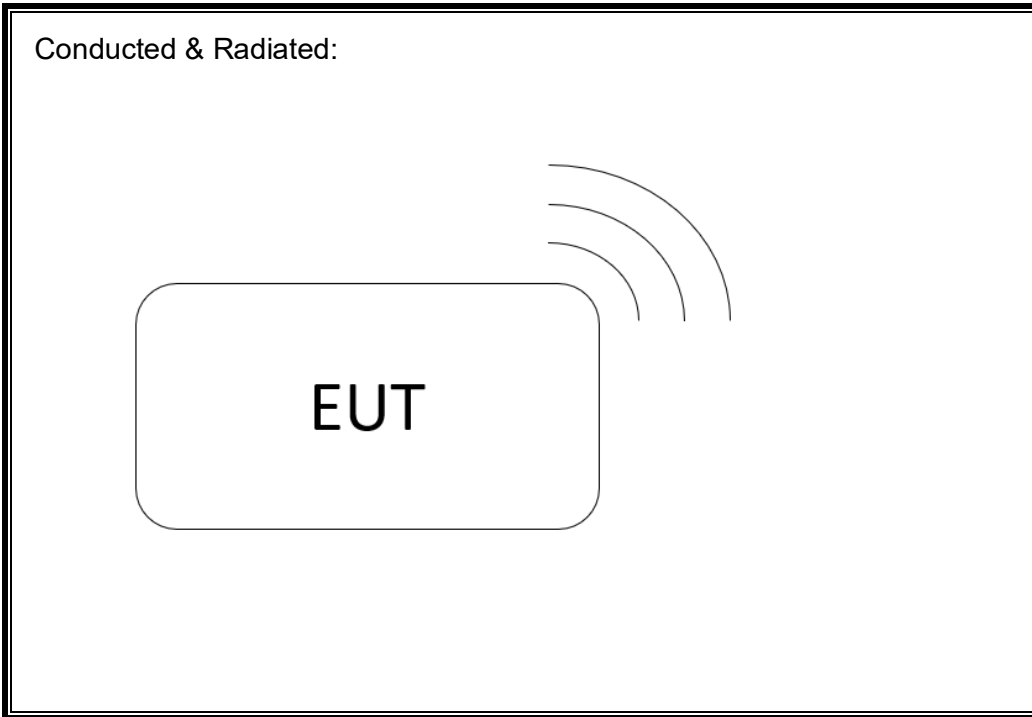
REPORT REVISION HISTORY

Rev.	Issue Date	Revisions	Revised By
V1	2023-02-24	Initial Issue	Charles Moody

TABLE OF CONTENTS


REPORT REVISION HISTORY	2
TABLE OF CONTENTS	3
1. SETUP DIAGRAMS	4
2. SETUP PHOTOS.....	5
END OF TEST REPORT	11

1. SETUP DIAGRAMS



2. SETUP PHOTOS


CONDUCTED MEASUREMENT SETUP – ZigBee



RADIATED MEASUREMENT SETUP – ZigBee




RADIATED BELOW 30MHz 0 DEG




RADIATED BELOW 30MHz 90 DEG




RADIATED BELOW 30MHz FLAT



RADIATED BELOW 30MHz FRONT




RADIATED BELOW 1GHz FRONT



RADIATED BELOW 1GHz BACK




RADIATED ABOVE 1GHz FRONT




RADIATED ABOVE 1GHz BACK



X ORIENTATION



Y ORIENTATION



Z ORIENTATION

END OF TEST REPORT