

EXHIBIT 2-3

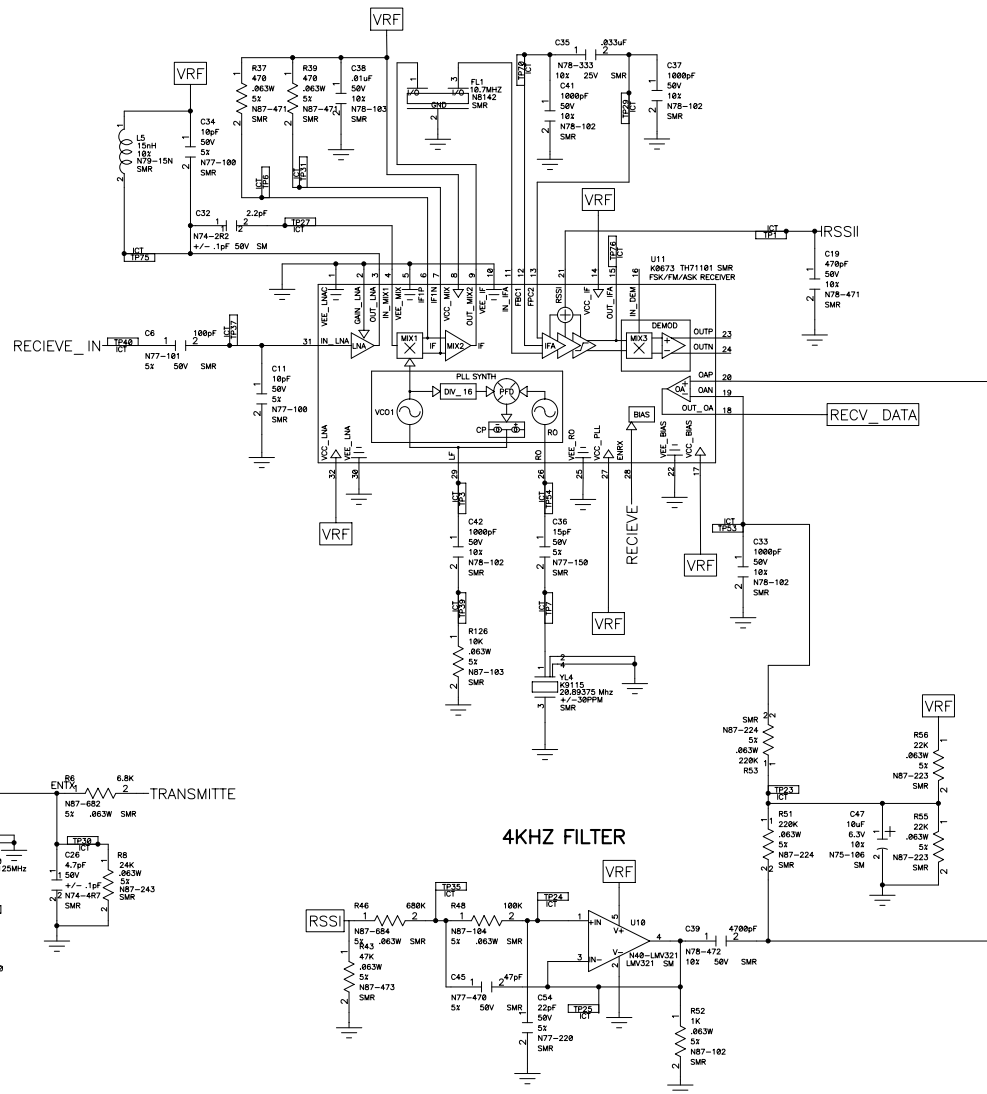
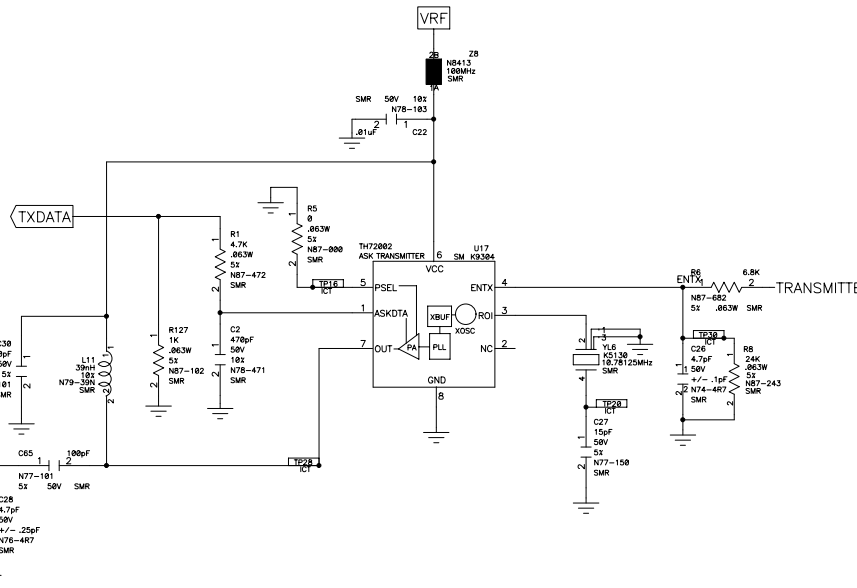
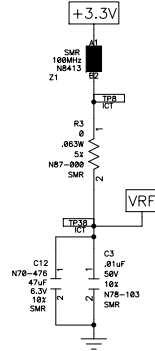
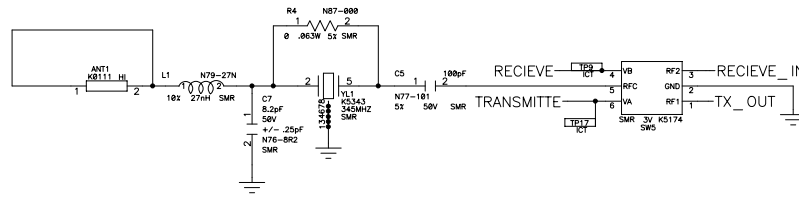
SCHEMATIC
SECTION 2.1033(b)

CFS8DL5805BDV-1

SECTION 2.1033(b) (4) Schematic Diagram.

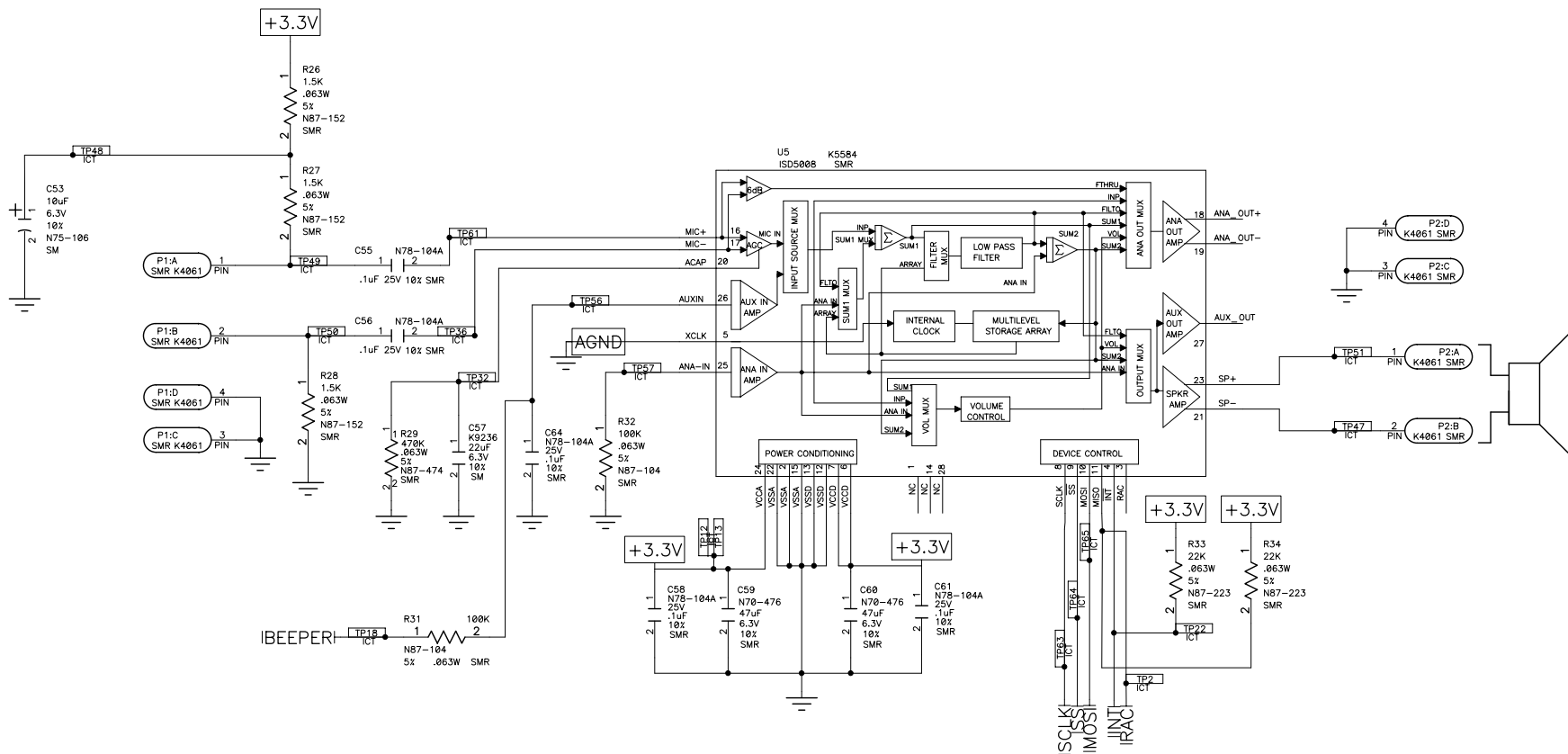
Please see the next three (3) sheets...

REV	DESCRIPTION	DATE	APPROVED
	SEE SHEET 1 OF 3		



APPROVALS	DATE	165 EILEEN WAY SYOSSET, NEW YORK 11791	
PROJECT ENG. J. REYES	11/14/02	PCB (REF)	K4269V2 REV.2
ELECTRICAL ENG.		TITLE	5800 RECEIVER
MFG. ENG.		DRAWING NUMBER	CP5805BDV
IN CIRCUIT TEST ENGR.		COMPUTER FILE NAME	CP5805BDV.SCH
FUNCTIONAL TEST ENGR.		DATE:	12/07/04
CREATED BY:		SHEET 2 OF 3	

ASSY REV	DESCRIPTION	APPROVED	DATE
	SEE SHEET 1 OF 3		



APPROVALS	DATE	Honeywell 165 EILEEN WAY SYOSSET, NEW YORK 11791	
PROJECT ENG. J. REYES	11/14/02		
ELECTRICAL ENG.		PCB (REF)	K4269V2 REV.2
MFG. ENG.		TITLE	5800 RECEIVER
IN CIRCUIT TEST ENGR.		DRAWING NUMBER	CP5805BDV
FUNCTIONAL TEST ENGR.		COMPUTER FILE NAME	CP5805BDV.SCH
CREATED BY:		DATE:	12/07/04
			SHEET 3 OF 3