



CAUTION:

SEE INSTALLATION
MANUAL BEFORE
INSTALLING.

USE COPPER CONDUCTORS ONLY.


**TO BE INSTALLED ONLY IN RESTRICTED
ACCESS LOCATIONS IN ACCORDANCE WITH
THE NEC, AND ANSI/NFPA NO. 70.**

CONDITIONS OF ACCEPTABILITY:


This device complies with part 15 of the FCC Rules,
Operation is subject to the following two conditions:

- (1) This device may not cause harmful interference, and
- (2) This device must accept any interference received,
including interference that may cause undesired
operation.


FCC ID: CFD1663




FUJITSU

 E200921
I.T.E

LISTED

-48V  MAX: 5A

TYPE 4 ENCLOSURE



Model: FujiCell SC-B48-4X4-5W

Part Number: SC-B48-4X4-5W

Serial Number: xxxxxxxxxx

Date: mm/dd/yyyy

FUJITSU