

FCC PART 15C TEST REPORT FOR CERTIFICATION  
On Behalf of

Sam Ash Music Corporation

ACTIVE STUDIO MONITERS WITH BLUETOOTH

Model Number: Media one BT3

FCC ID: CCRM1BT3

Prepared for : Sam Ash Music Corporation  
262 Duffy Avenue, Hicksville, New York, United States, 11801

Prepared By : EST Technology Co., Ltd.  
Santun(guantai Road), Houjie Town, DongGuan City,  
GuangDong, China.

Tel: 86-769-83081888-808




Report Number: ESTE-R1303016  
Date of Test : Mar 10, 2013 ~ Mar 26, 2013  
Date of Report : Mar 27, 2013

## TABLE OF CONTENTS

Description	Page
TEST REPORT VERIFICATION.....	3
1. GENERAL INFORMATION.....	5
1.1. Description of Device (EUT).....	5
2. SUMMARY OF TEST.....	6
2.1. Summary of test result.....	6
2.2. Test Facilities.....	7
2.3. Assistant equipment used for test.....	8
2.4. Block Diagram.....	8
2.5. Test mode.....	8
2.6. Test Equipment.....	9
3. MAXIMUM PEAK OUTPUT POWER.....	10
3.1. Limit.....	10
3.2. Test Procedure.....	10
3.3. Test Result.....	10
3.4. Test Data.....	11
4. 20 DB BANDWIDTH.....	15
4.1. Limit.....	15
4.2. Test Procedure.....	15
4.3. Test Result.....	15
4.4. Test Data.....	16
5. CARRIER FREQUENCY SEPARATION.....	20
5.1. Limit.....	20
5.2. Test Procedure.....	20
5.3. Test Result.....	20
5.4. Test Data.....	21
6. NUMBER OF HOPPING CHANNEL.....	25
6.1. Limit.....	25
6.2. Test Procedure.....	25
6.3. Test Result.....	25
6.4. Test Data.....	26
7. DWELL TIME.....	28
7.1. Limit.....	28
7.2. Test Result.....	28
7.3. Test Data.....	29
8. RADIATED EMISSIONS.....	35
8.1. Limit.....	35
8.2. Block Diagram of Test setup.....	36
8.3. Test Procedure.....	36
8.4. Test Result.....	36
8.5. Test Data.....	37
9. BAND EDGE COMPLIANCE.....	73

9.1. Limit.....	73
9.2. Block Diagram of Test setup.....	73
9.3. Test Procedure.....	73
9.4. Test Result.....	73
9.5. Test Data .....	74
10. ANTENNA REQUIREMENTS.....	82
10.1. Limit.....	85
10.2. Result.....	85
11. TEST SETUP PHOTO.....	86
12. PHOTOS OF EUT .....	88

### Test Report Verification

<b>Applicant:</b>	Sam Ash Music Corporation		
<b>Address:</b>	262 Duffy Avenue, Hicksville, New York, United States, 11801		
<b>Manufacturer Address:</b>	Integrity Electronic Co.,Ltd No.68 Huang He Road, Feng Huang Gang, Tang Xia Town, Dong Guan City, Guang Dong Province, China		
<b>E.U.T:</b>	ACTIVE STUDIO MONITERS WITH BLUETOOTH		
<b>Model Number:</b>	Media one BT3		
<b>Power Supply:</b>	AC 100-127V/220-240V ~ 50/60Hz		
<b>Test Voltage:</b>	AC 120V/60Hz		
<b>Trade Name:</b>	Samson	<b>Serial No.:</b>	-----
<b>Date of Receipt:</b>	Mar 10,2013	<b>Date of Test:</b>	Mar 10 ~ Mar 26,2013
<b>Test Specification:</b>	FCC Rules and Regulations Part 15 Subpart C:2011 ANSI C63.4:2003		
<b>Test Result:</b>	<p>The device described above is tested by EST Technology Co., Ltd.. The measurement results were contained in this test report and EST Technology Co., Ltd. was assumed full responsibility for the accuracy and completeness of these measurements. Also, this report shows that the EUT to be technically compliance with the ETSI EN FCC Rules and Regulations Part 15 Subpart C requirements.</p> <p style="text-align: right;">This report applies to above tested sample only and shall not be reproduced in part without written approval of EST Technology Co., Ltd. Date: Mar 27,2013</p>		
<b>Prepared by:</b>	<b>Tested by:</b>	<b>Approved by:</b>	
			
_____ Ada / Assistant	_____ Tony.Tang/ Engineer	_____ IcemanHu / Manager	
<b>Other Aspects:</b>	None.		
<i>Abbreviations: OK/P=passed    fail/F=failed    n.a/N=not applicable    E.U.T=equipment under tested</i>			
<i>This test report is based on a single evaluation of one sample of above mentioned products ,It is not permitted to be duplicated in extracts without written approval of EST Technology Co., Ltd.</i>			

## 1. GENERAL INFORMATION

### 1.1. Description of Device (EUT)

<b>Product Name</b>	: ACTIVE STUDIO MONITERS WITH BLUETOOTH
<b>Model Number</b>	: Media one BT3
<b>FCC ID</b>	: CCRM1BT3
<b>Operation frequency</b>	: 2402MHz~2480MHz
<b>Number of channel</b>	: 79
<b>Antenna</b>	: Internal antenna, 1 dBi gain
<b>Modulation</b>	: FHSS (GFSK, $\pi/4$ -DQPSK, 8-DPSK)
<b>Power Supply</b>	: AC 120V/60Hz
<b>Sample Type</b>	: Prototype production

## 2. SUMMARY OF TEST

### 2.1. Summary of test result

Description of Test Item	Standard	Results
Maximum Peak Output Power	FCC Part 15: 15.247(b)(1) DA 00-705	PASS
20dB Bandwidth	FCC Part 15: 15.215 DA 00-705	PASS
Carrier Frequency Separation	FCC Part 15: 15.247(a)(1) DA 00-705	PASS
Number Of Hopping Channel	FCC Part 15: 15.247(a)(1)(iii) DA 00-705	PASS
Dwell Time	FCC Part 15: 15.247(a)(1)(iii) DA 00-705	PASS
Radiated Emission	FCC Part 15: 15.209 FCC Part 15: 15.247(d) ANSI C63.4: 2003 DA 00-705	PASS
Band Edge Compliance	FCC Part 15: 15.247(d) DA 00-705	PASS
Power Line Conducted Emissions	FCC Part 15: 15.207 ANSI C63.4: 2003 DA 00-705	PASS
Antenna requirement	FCC Part 15: 15.203	PASS

## 2.2. Test Facilities

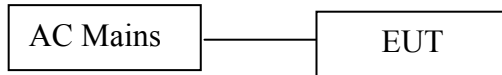
EMC Lab	:	Certificated by CNAL, CHINA Registration No.: L5288 Date of registration: October 28, 2011
		Certificated by FCC, USA Registration No.: 989591 Date of registration: December 07, 2010
		Certificated by Industry Canada Registration No.: 46405-9405 Date of registration: December 16, 2010
		Certificated by VCCI, Japan Registration No.: R-3663 & C-4103 Date of registration: July 25, 2011
		Certificated by TUV Rheinland, Germany Registration No.: UA 50195514 0001 Date of registration: January 07, 2011
		Certificated by TUV/PS, Shenzhen Registration No.: SCN1017 Date of registration: January 27, 2011
		Certificated by Intertek ETL SEMKO Registration No.: 2011-RTL-L1-18 Date of registration: April 28, 2011
		Certificated by Siemic, Inc. Registration No.: SLCN021 Date of registration: November 8, 2011
		Certificated by Nemko, Hong Kong Registration No.: 175193 Date of registration: May 4, 2011
Name of Firm	:	EST Technology Co., Ltd.
Site Location	:	San Tun Management Zone, Houjie Town, Dongguan, Guangdong, China

### 2.3. Assistant equipment used for test

N/A

### 2.4. Block Diagram

For radiated emissions test: EUT was placed on a turn table, which is 0.8 meter high above ground. EUT was set into BT test mode by software before test.



(EUT: ACTIVE STUDIO MONITERS WITH BLUETOOTH)

### 2.5. Test mode

The test software was used to control EUT work in Continuous TX mode, and select test channel, wireless mode

Mode	Channel	Frequency
GFSK	Low	2402MHz
	Middle	2441MHz
	High	2480MHz
8-DPSK	Low	2402MHz
	Middle	2441MHz
	High	2480MHz



## 2.6. Test Equipment

### 2.6.1. For conducted emission test

Equipment	Manufacturer	Model No.	Serial No.	Last Cal.	Next Cal.
EMI Test Receiver	Rohde & Schwarz	ESHS30	832354	Mar,7,13	1 Year
Artificial Mains Networ	Rohde & Schwarz	ENV216	101260	Mar,7,13	1 Year
Pulse Limiter	Rohde & Schwarz	ESH3-Z2	101100	Aug.24,12	1 Year

### 2.6.2. For radiated emission test(30-1000MHz)

Equipment	Manufacturer	Model No.	Serial No.	Last Cal.	Next Cal.
EMI Test Receiver	Rohde & Schwarz	ESVS10	100004	Mar,7,13	1 Year
Spectrum Analyzer	Agilent	E4411B	MY50140697	Mar,7,13	1 Year
Bilog Antenna	Teseq	CBL 6111D	25872	Mar,7,13	1 .5Year
Signal Amplifier	Agilent	310N	187037	Aug,24,12	1 Year

### 2.6.3. For radiated emission test(above 1GHz)

Equipment	Manufacturer	Model No.	Serial No.	Last Cal.	Next Cal.
Temperature controller	Terchy	MHQ	120	May.08,12	1 Year
Spectrum Analyzer	Agilent	E4408B	MY44211139	May.08,12	1 Year
Vector Signal Generator	R&S	SMBV100A	1407.6004K02	May.08,12	1 Year
Double Ridged Horn Antenna	R&S	HF907	100276	Jan.16.13	2 Year
Double Ridged Horn Antenna	R&S	HF907	100268	Jan.16.13	2 Year
Log-periodic Dipole Antenna	R&S	HL223	100435	Jan.16.13	2 Year
Biconical Antenna	R&S	HK116	100431	Jan.16.13	2 Year
Trilog Broadband Antenna	Schwarzbeck	VULB 9163	9163-462	Jan.16.13	2 Year
Pre-amplifer	AH	PAM-0118	10008	May.08,12	1 Year
Pre-amplifer	R&S	SCU-01	10049	May.08,12	1 Year
High Pass filter	Micro	HPM50111	324455	May.08,12	1 Year
RF Cable	Hubersuhner	W10.02	534096	May.08,12	1 Year
RF Cable	Hubersuhner	W10.02	534123	May.08,12	1 Year
RF Cable	Hubersuhner	RG 214/U	513423	May.08,12	1 Year
RF Cable	Hubersuhner	RG 214/U	523455	May.08,12	1 Year

### 3. MAXIMUM PEAK OUTPUT POWER

#### 3.1. Limit

For frequency hopping systems operating in the 2400-2483.5 MHz band employing at least 75 non-overlapping hopping channels, and all frequency hopping systems in the 5725-5850 MHz band: 1 watt. For all other frequency hopping systems in the 2400-2483.5 MHz band: 0.125 watts, the e.i.r.p shall not exceed 4W

#### 3.2. Test Procedure

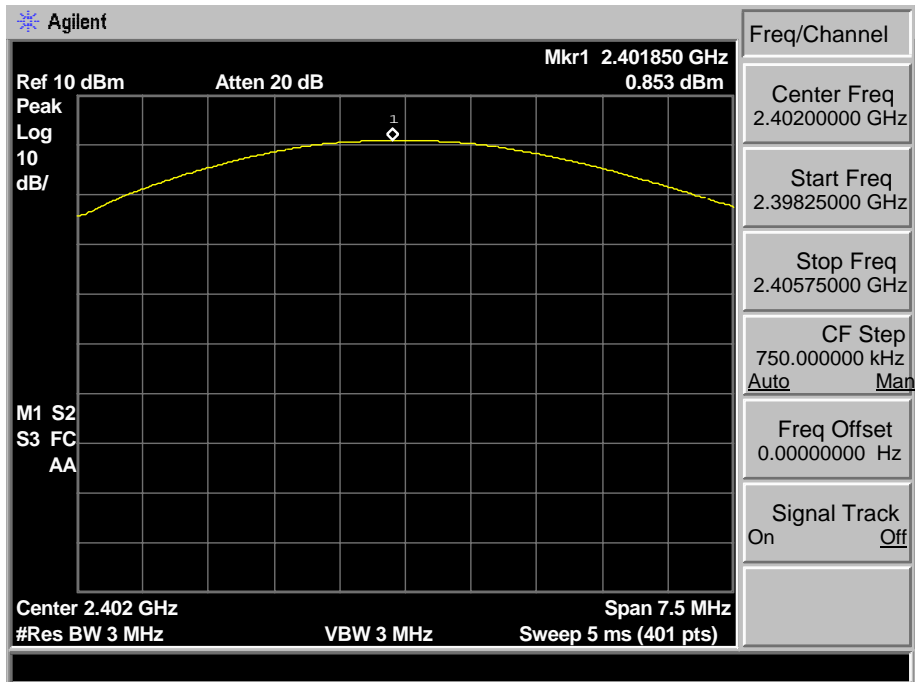
The transmitter output (antenna port) was connected to the spectrum analyzer

#### 3.3. Test Result

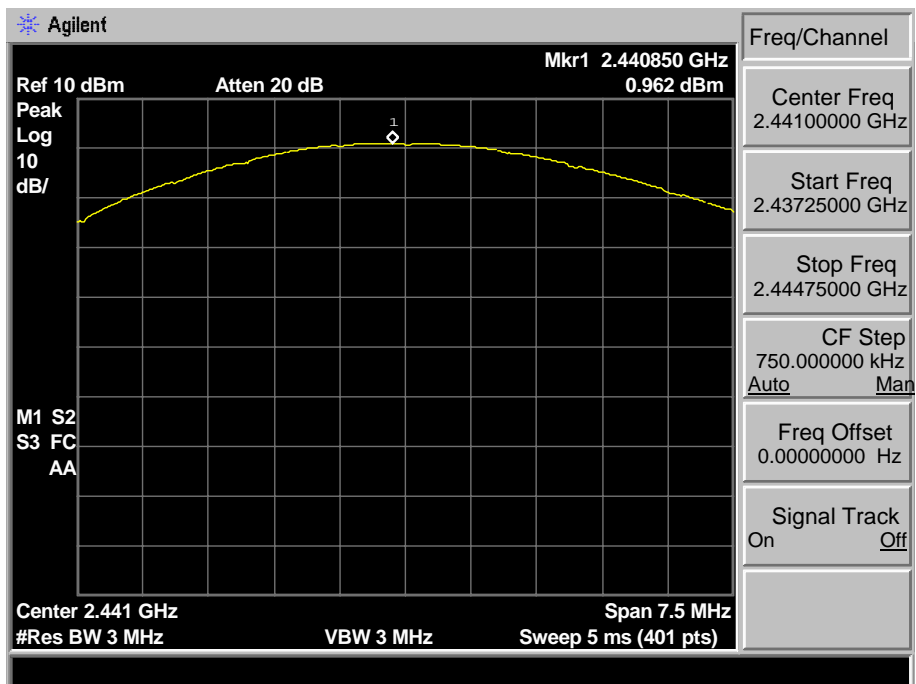
EUT: ACTIVE STUDIO MONITERS WITH BLUETOOTH					
M/N: Media one BT3					
Test date: 2013-03-18		Test site: RF site		Tested by: Tony Tang	
Mode	Freq (MHz)	Result (dBm)	Limit		Margin (dB)
			dBm	W	
GFSK	2402	0.853	30.00	1	30.767
	2441	0.962	30.00	1	30.799
	2480	-0.240	30.00	1	30.544
8-DPSK	2402	0.795	21.00	0.125	21.869
	2441	-0.245	21.00	0.125	21.425
	2480	-0.835	21.00	0.125	21.299
Conclusion: PASS					

### 3.4. Test Data

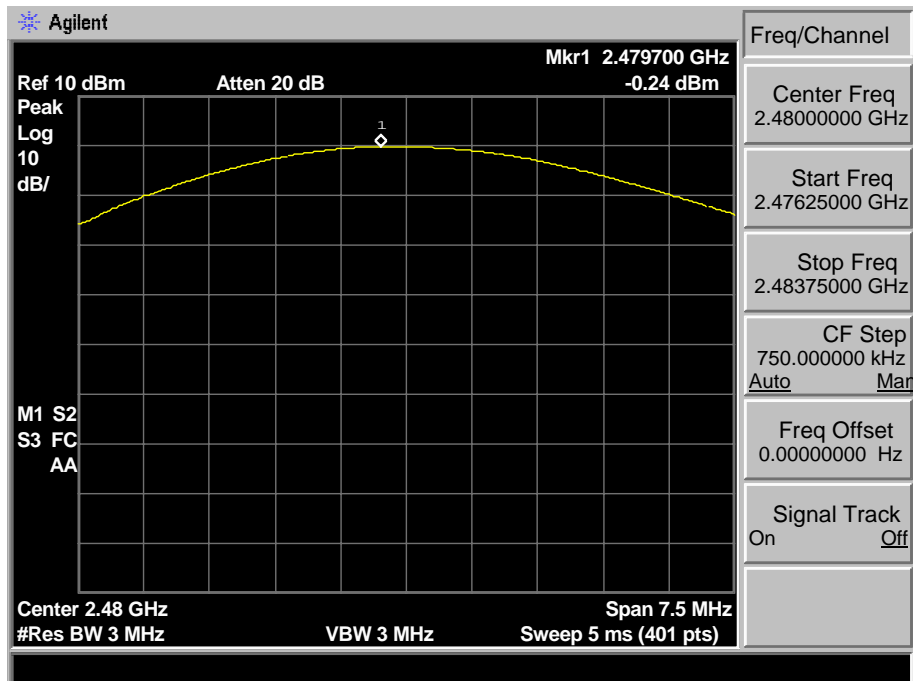
#### GFSK 2402 MHz



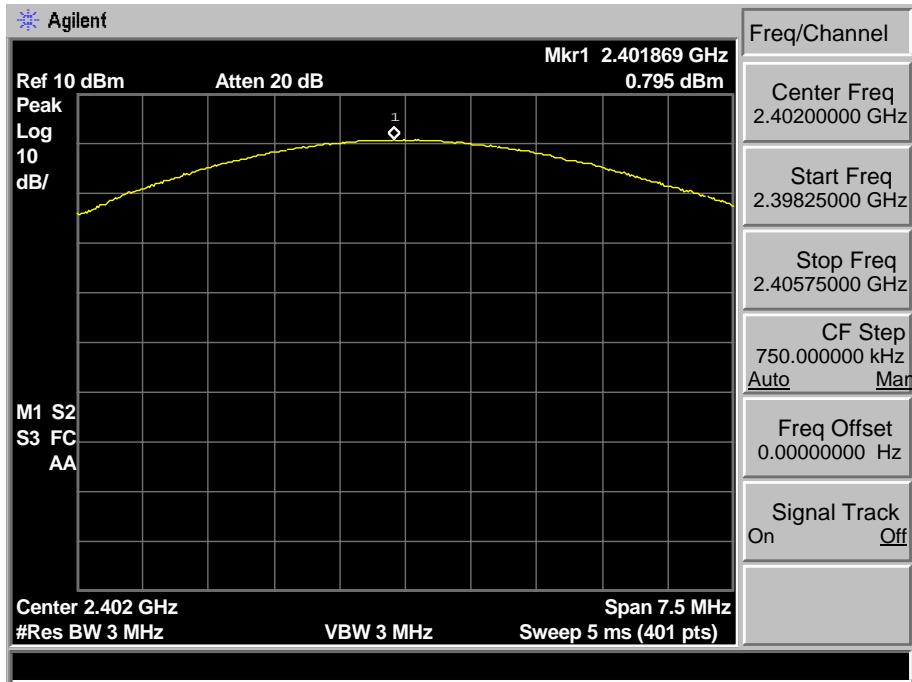
#### GFSK 2441 MHz



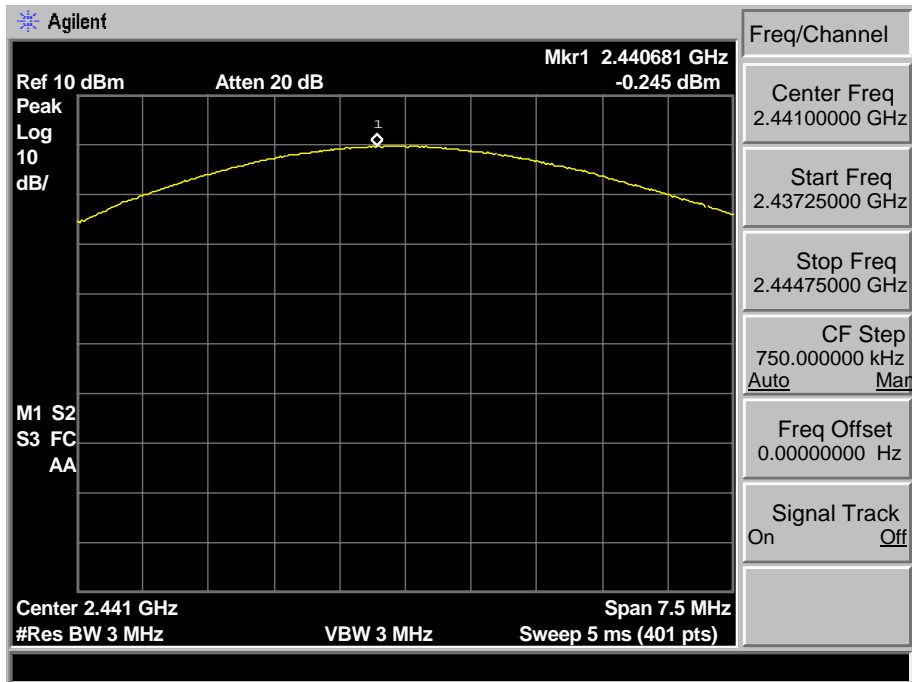
### GFSK 2480 MHz



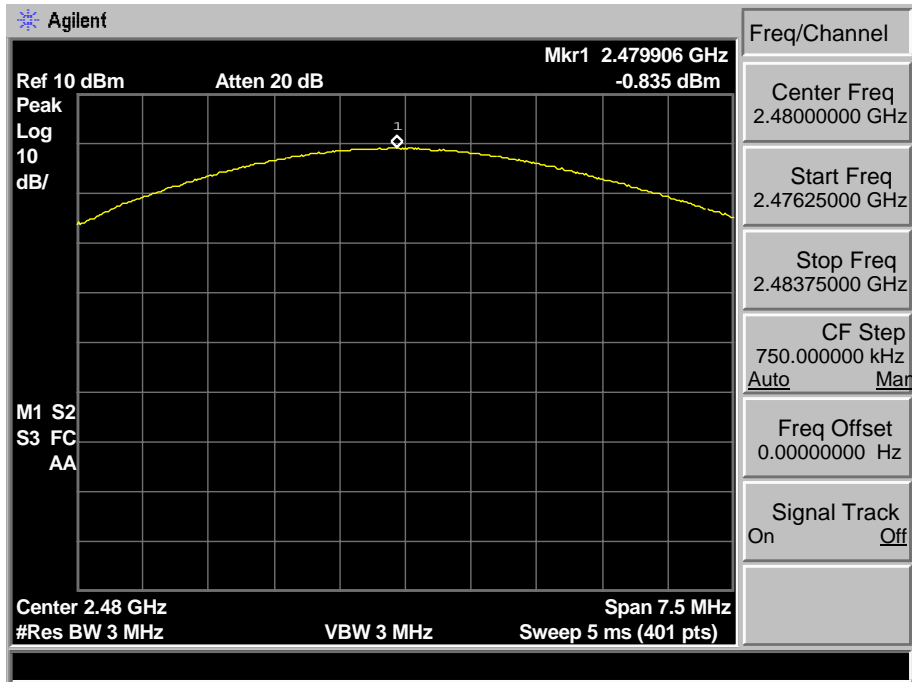
### 8-DPSK 2402MHz



### 8-DPSK 2441MHz



### 8-DPSK 2480MHz



## 4. 20 DB BANDWIDTH

### 4.1. Limit

Intentional radiators operating under the alternative provisions to the general emission limits, as contained in §§ 15.217 through 15.257 and in Subpart E of this part, must be designed to ensure that the 20 dB bandwidth of the emission, or whatever bandwidth may otherwise be specified in the specific rule section under which the equipment operates, is contained within the frequency band designated in the rule section under which the equipment is operated.

### 4.2. Test Procedure

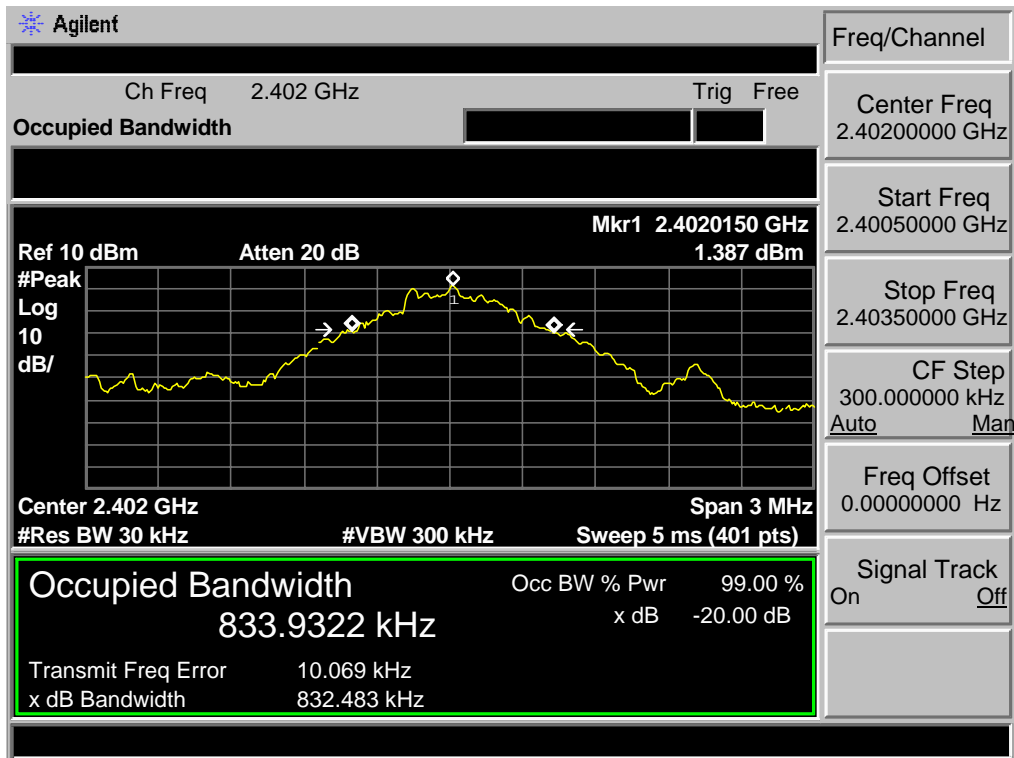
The transmitter output was coupled to a spectrum analyzer via a antenna. The bandwidth of the fundamental frequency was measured by spectrum analyzer with 30kHz RBW and 300kHz VBW. The 20dB bandwidth is defined as the total spectrum the power of which is higher than peak power minus 20dB.

### 4.3. Test Result

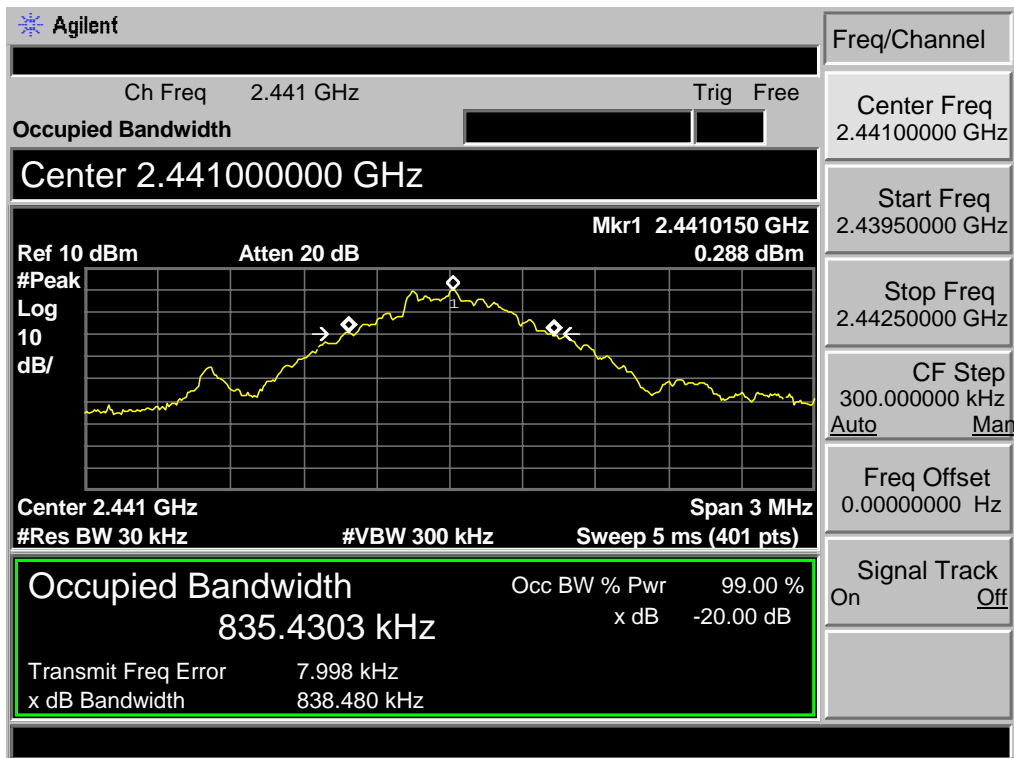
EUT: ACTIVE STUDIO MONITERS WITH BLUETOOTH				
M/N: Media one BT3				
Test date: 2013-03-18		Test site: RF site		Tested by: Tony Tang
Mode	Freq (MHz)	20dB Bandwidth (MHz)	Limit (kHz)	Conclusion
GFSK	2402	0.834	/	PASS
	2441	0.835	/	PASS
	2480	0.820	/	PASS
8-DPSK	2402	1.178	/	PASS
	2441	1.157	/	PASS
	2480	1.149	/	PASS

### 4.4. Test Data

#### GFSK 2402MHz

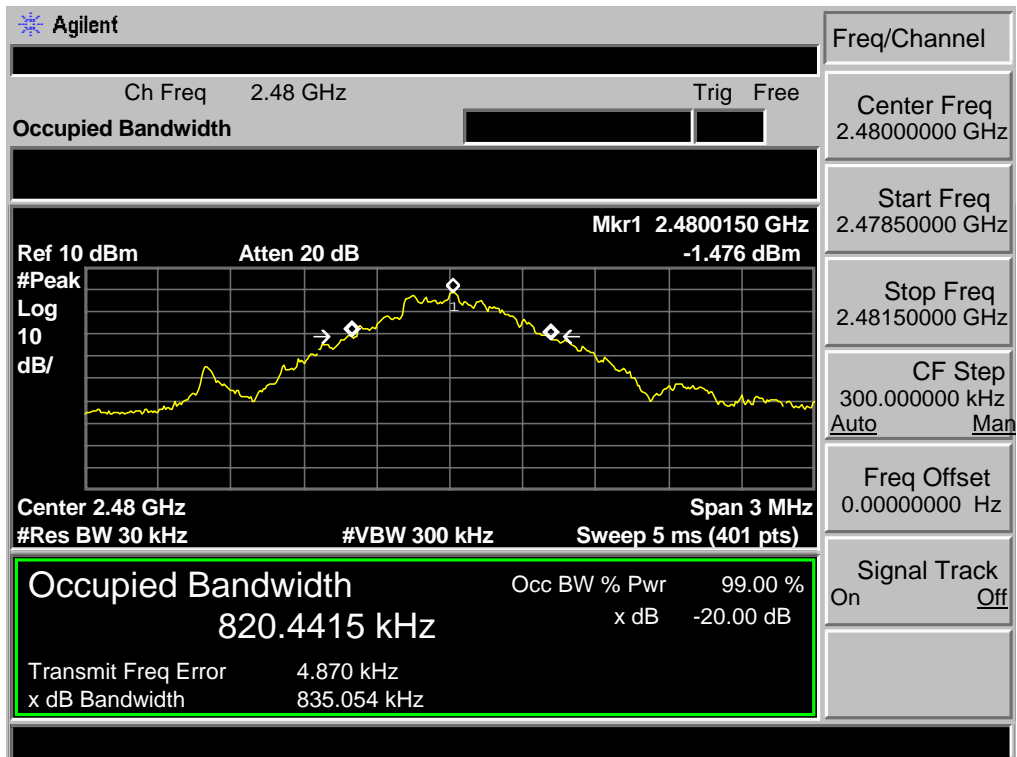


#### GFSK 2441MHz

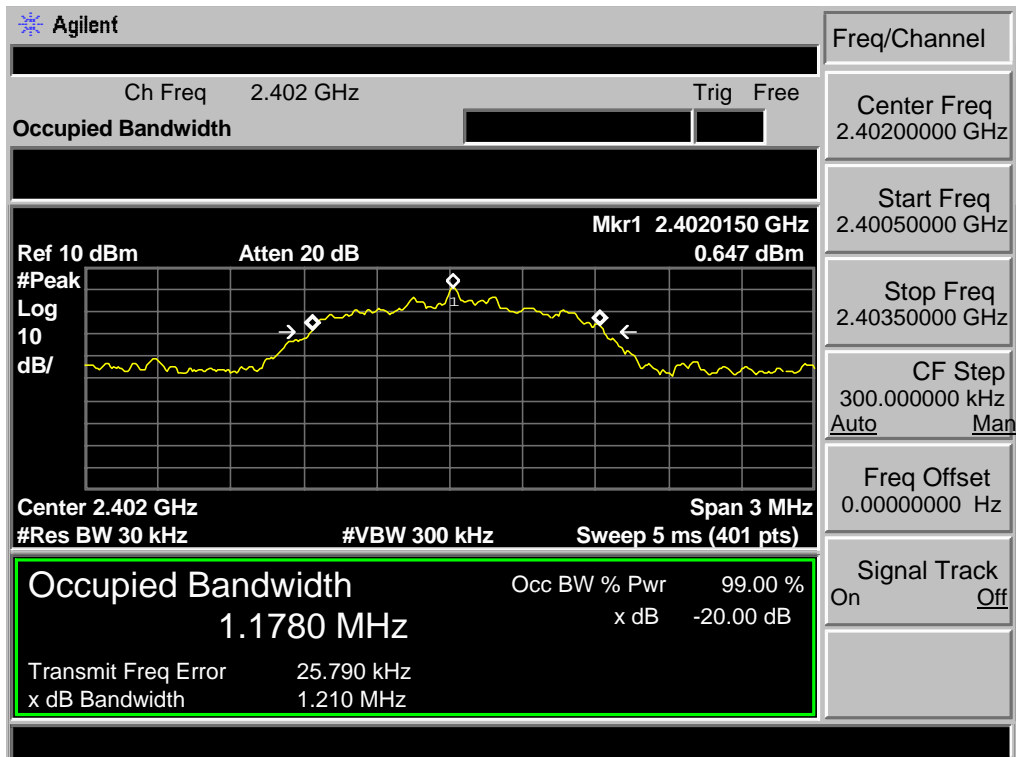




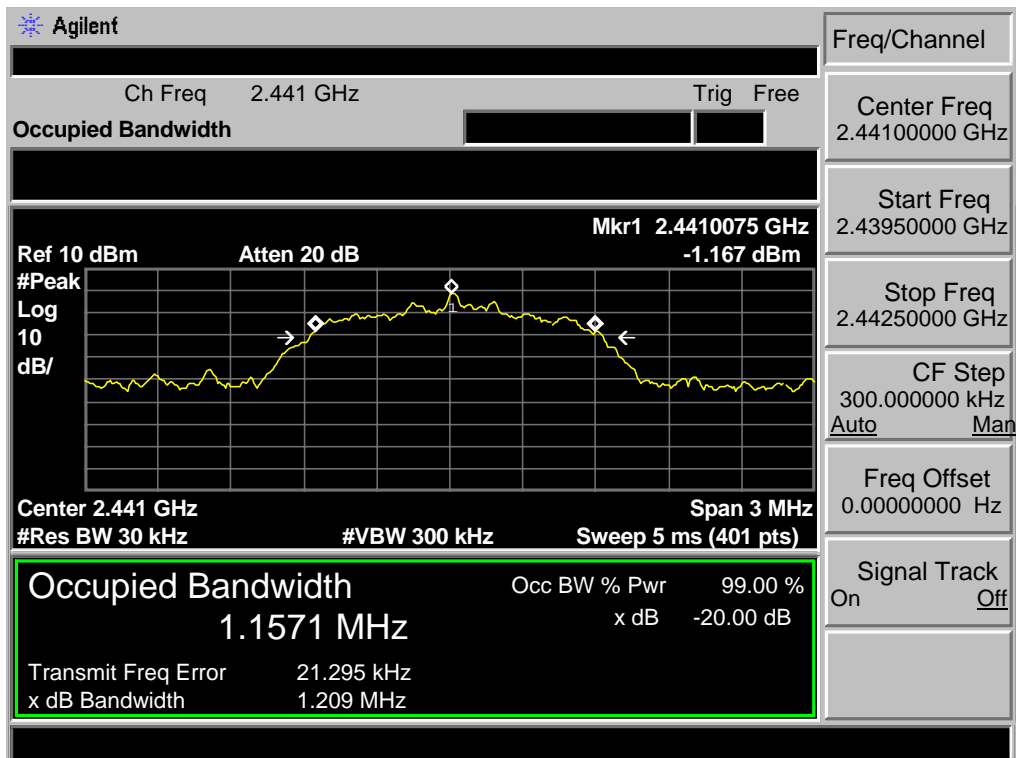
**GFSK 2480MHz**



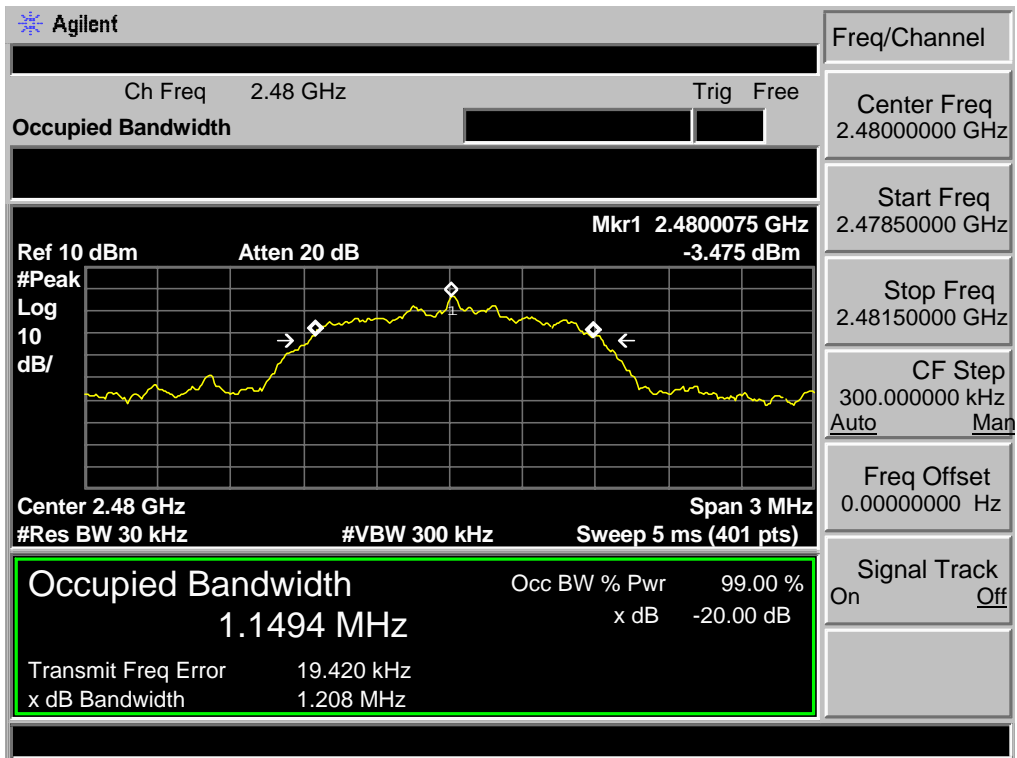
8-DPSK 2402MHz



8-DPSK 2441MHz



8-DPSK 2480MHz



## 5. CARRIER FREQUENCY SEPARATION

### 5.1. Limit

Frequency hopping systems shall have hopping channel carrier frequencies separated by a minimum of 25 kHz or the 20 dB bandwidth of the hopping channel, whichever is greater. Alternatively, frequency hopping systems operating in the 2400-2483.5 MHz band may have hopping channel carrier frequencies that are separated by 25 kHz or two-thirds of the 20 dB bandwidth of the hopping channel, whichever is greater, provided the systems operate with an output power no greater than 125 mW

### 5.2. Test Procedure

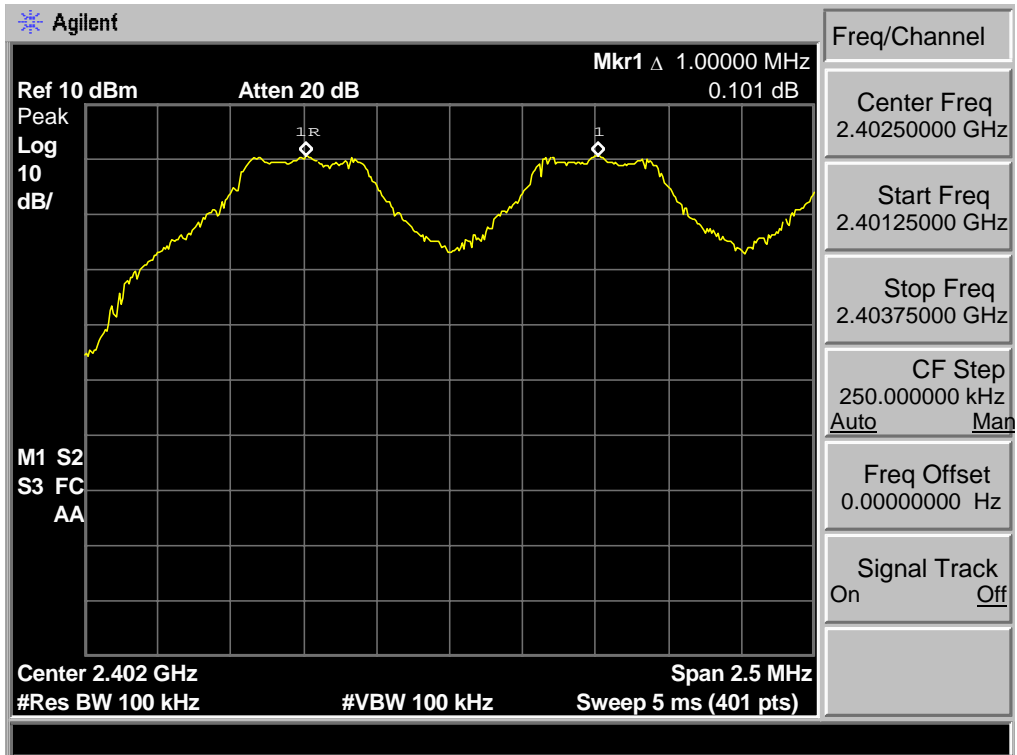
The transmitter output was coupled to a spectrum analyzer via a antenna. The carrier frequency was measured by spectrum analyzer with 100kHz RBW and 100kHz VBW.

### 5.3. Test Result

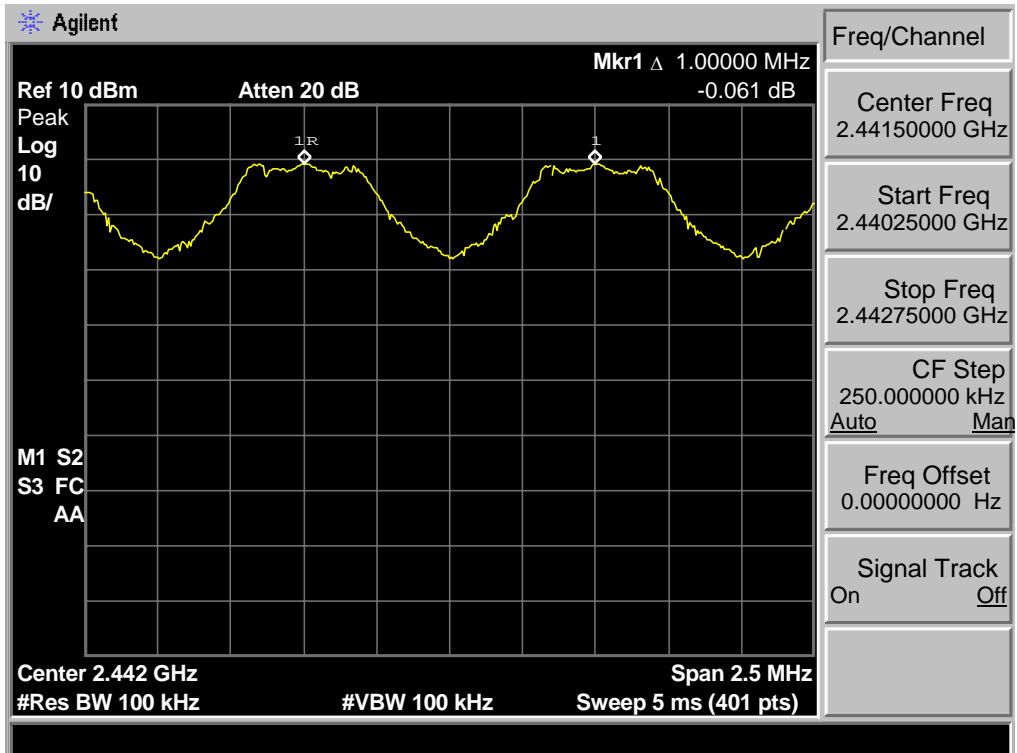
EUT: ACTIVE STUDIO MONITERS WITH BLUETOOTH				
M/N: Media one BT3				
Test date: 2013-03-18		Test site: RF site		Tested by: Tony Tang
Mode	Channel	Channel separation (MHz)	Limit	Conclusion
GFSK	Low CH	1.000	0.834 MHz	PASS
	Mid CH	1.000	0.835 MHz	PASS
	High CH	1.012	0.820 MHz	PASS
8-DPSK	Low CH	1.006	> 2/3 of the 20dB Bandwidth or 25[kHz]( whichever is greater)	PASS
	Mid CH	1.000		PASS
	High CH	1.000		PASS

### 5.4. Test Data

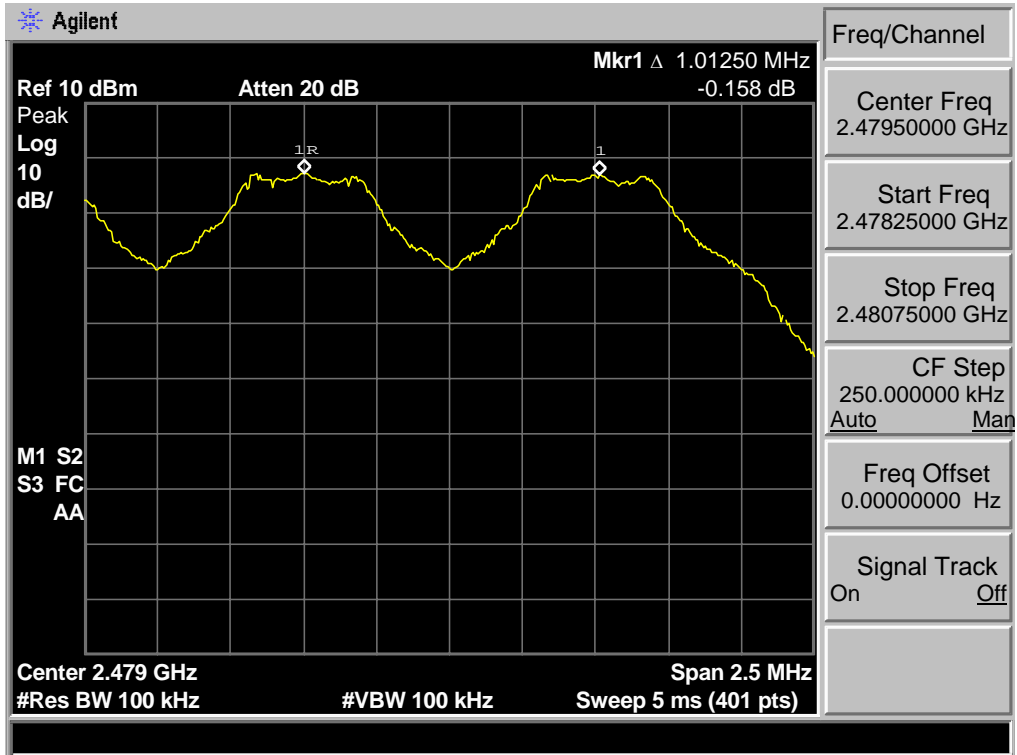
#### GFSK Low Channel



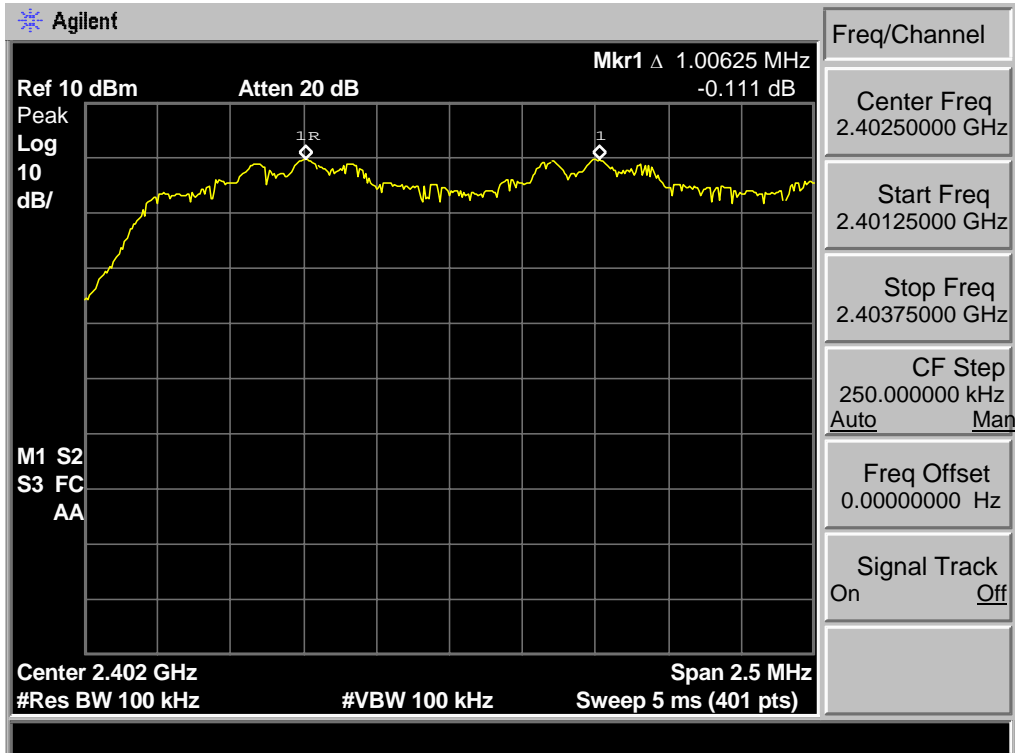
#### Mid Channel



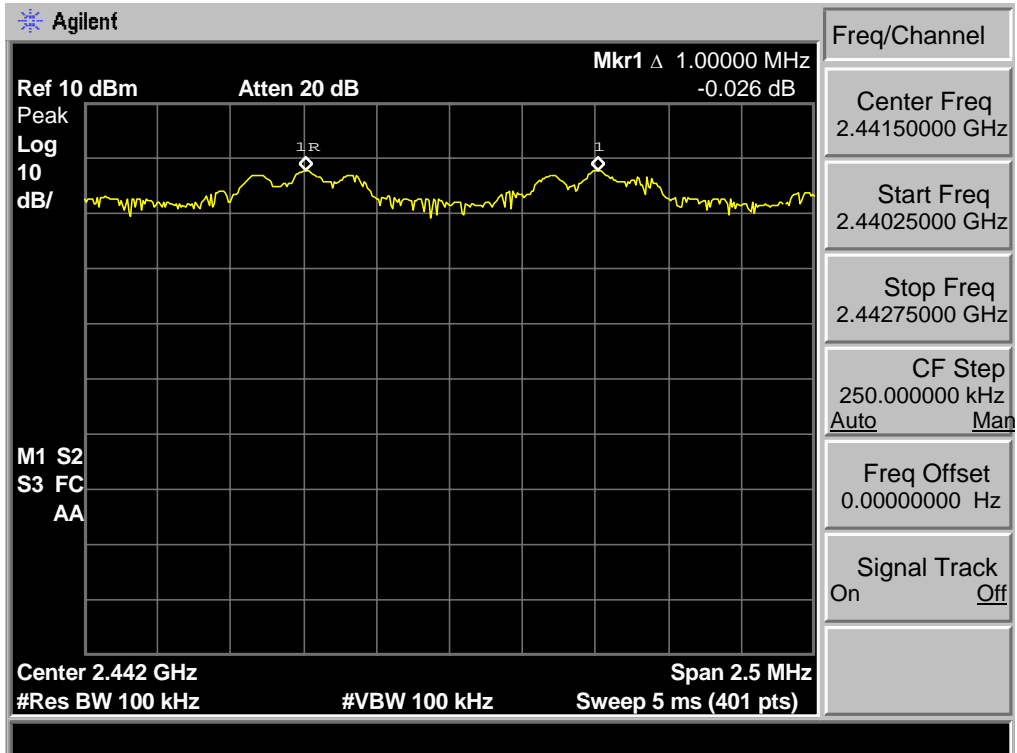
### High Channel



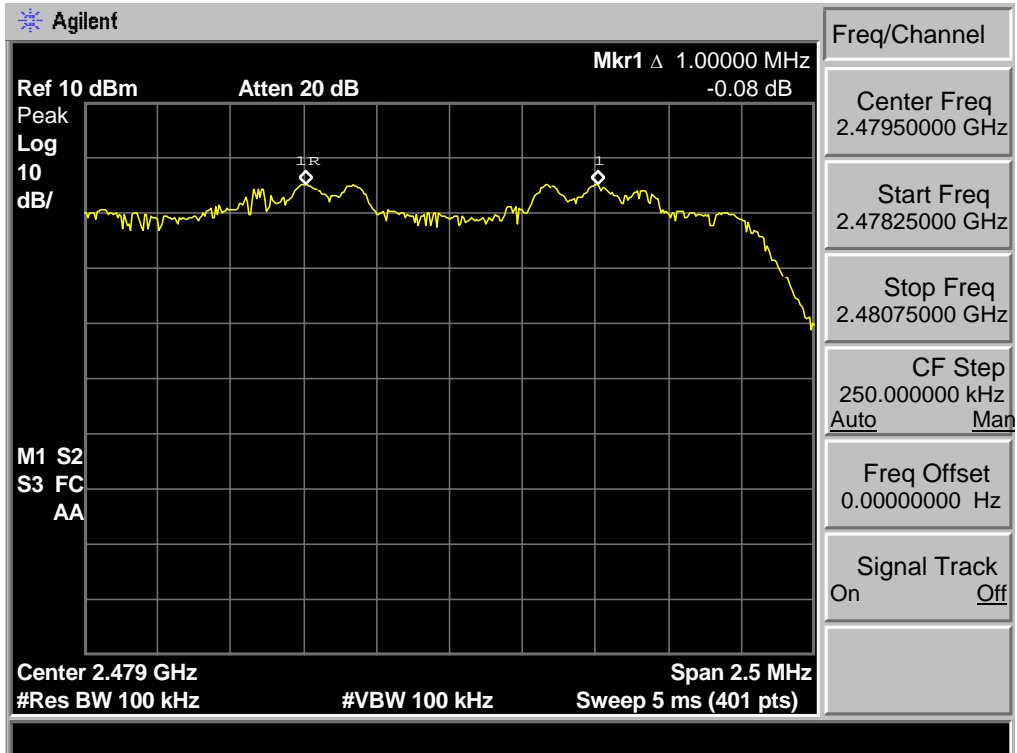
### 8-DPSK Low Channel



### Mid Channel



### High Channel





## 6. NUMBER OF HOPPING CHANNEL

### 6.1. Limit

Frequency hopping systems in the 2400-2483.5 MHz band shall use at least 15 channels

### 6.2. Test Procedure

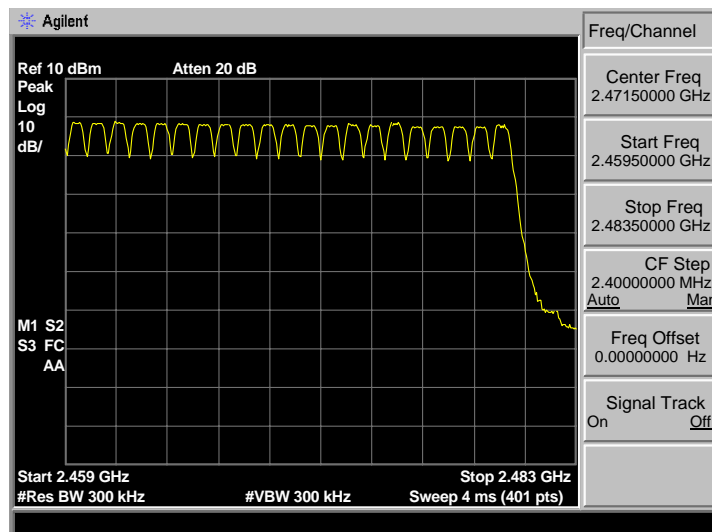
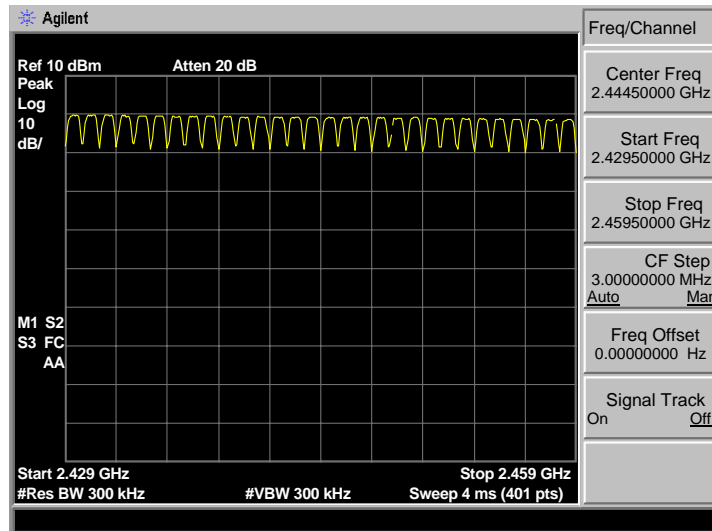
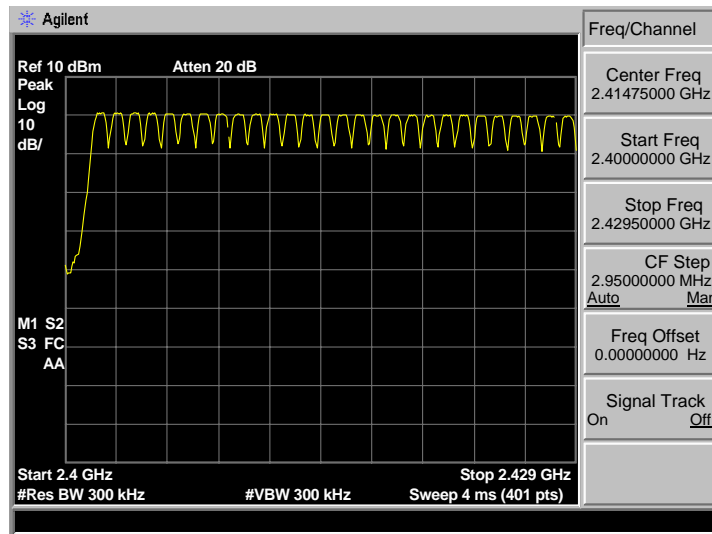
The transmitter output was coupled to a spectrum analyzer via a antenna. The number of hopping channel was measured by spectrum analyzer with 300kHz RBW and 300kHz VBW.

### 6.3. Test Result

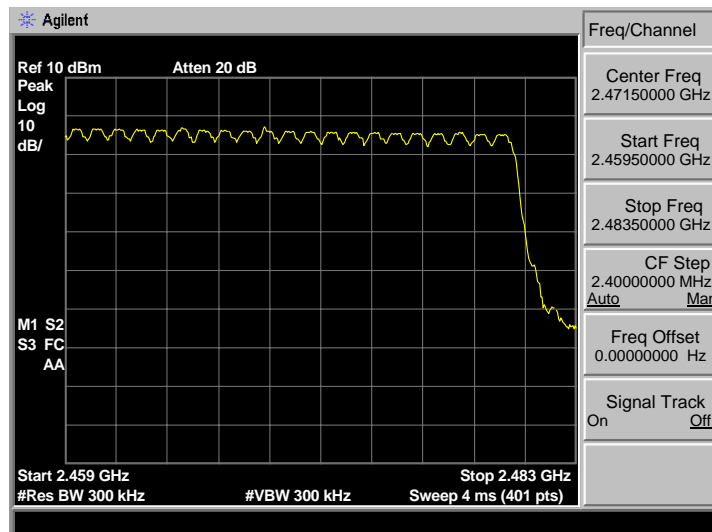
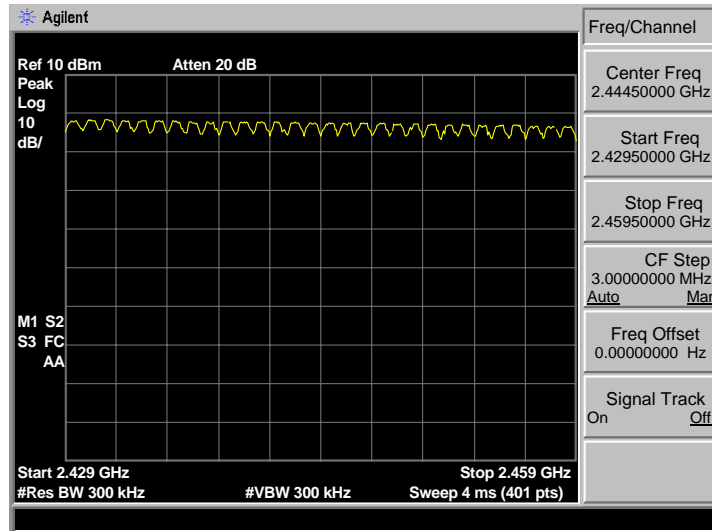
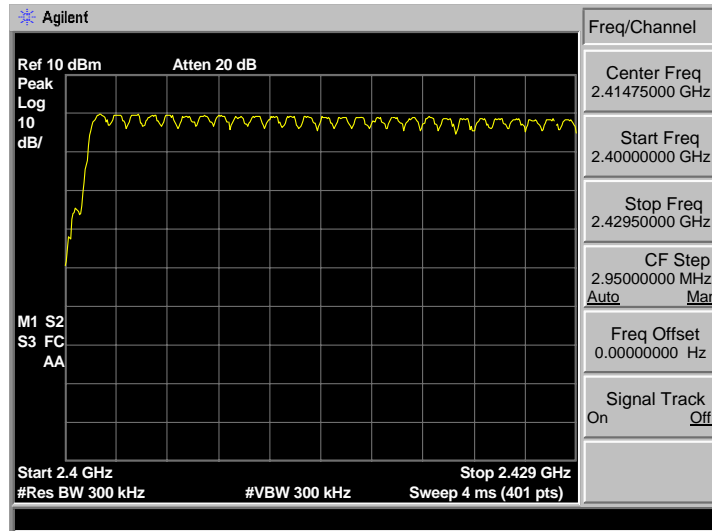
EUT: ACTIVE STUDIO MONITERS WITH BLUETOOTH			
M/N: Media one BT3			
Test date: 2013-03-18		Test site: RF site	Tested by: Tony.Tang
Mode	Number of hopping channel		Conclusion
GFSK	79	>15	PASS
8-DPSK	79	>15	PASS

## 6.4. Test Data

### GFSK



### 8-DPSK



## 7. DWELL TIME

### 7.1. Limit

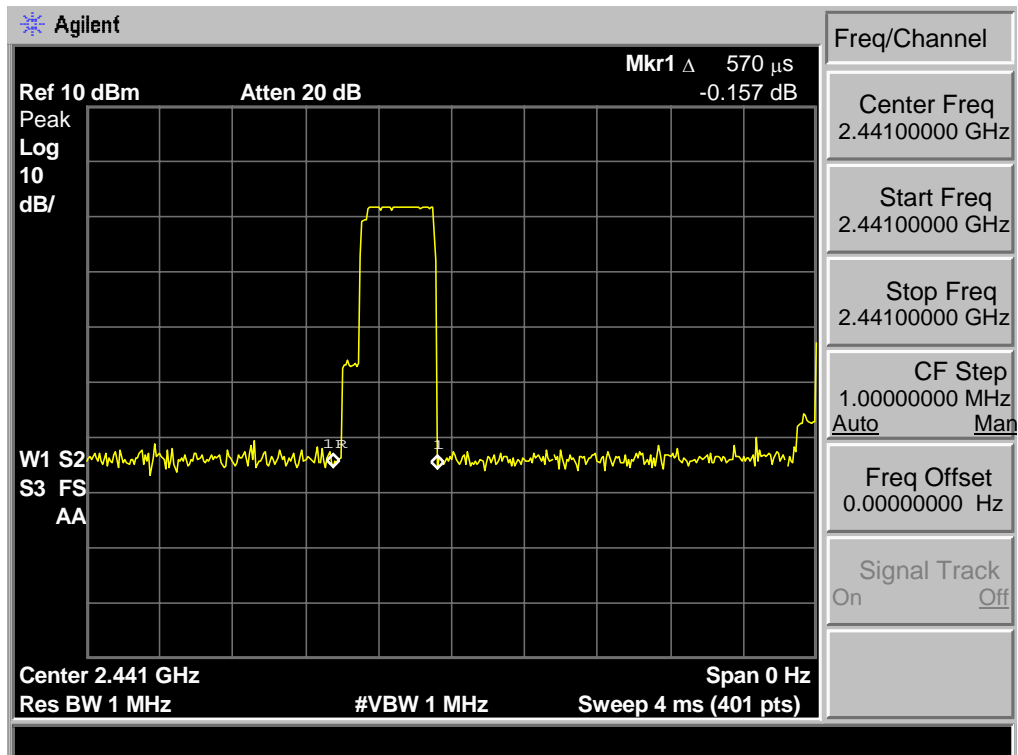
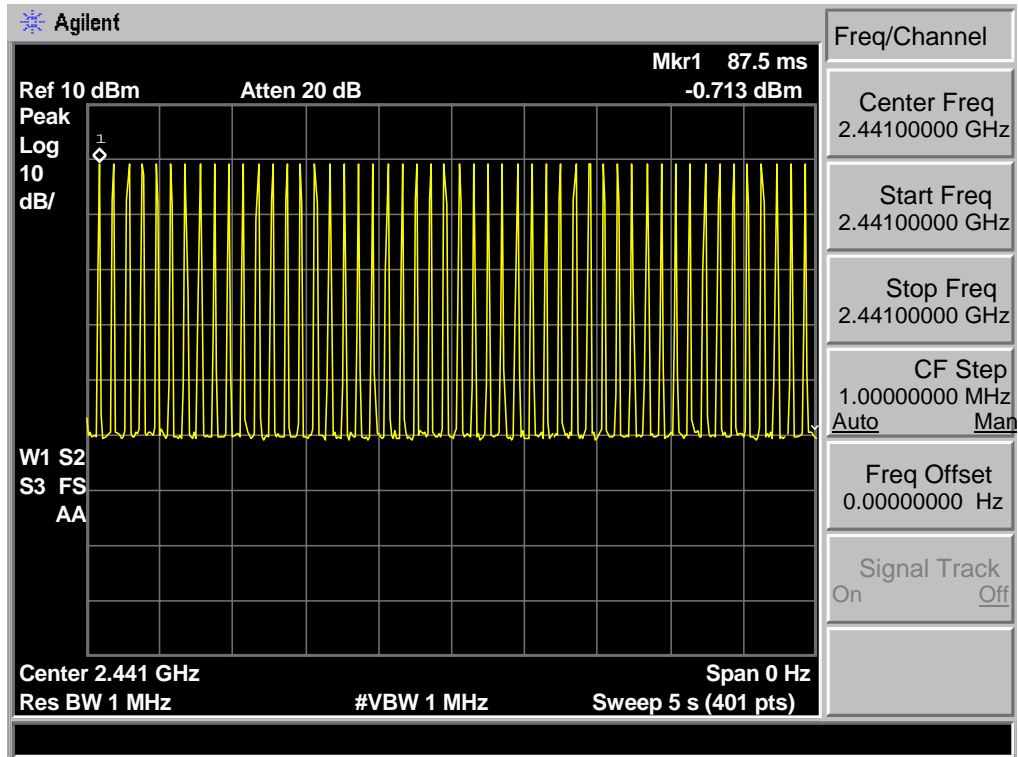
The average time of occupancy on any channel shall not be greater than 0.4 seconds within a period of 0.4 seconds multiplied by the number of hopping channels employed.

### 7.2. Test Result

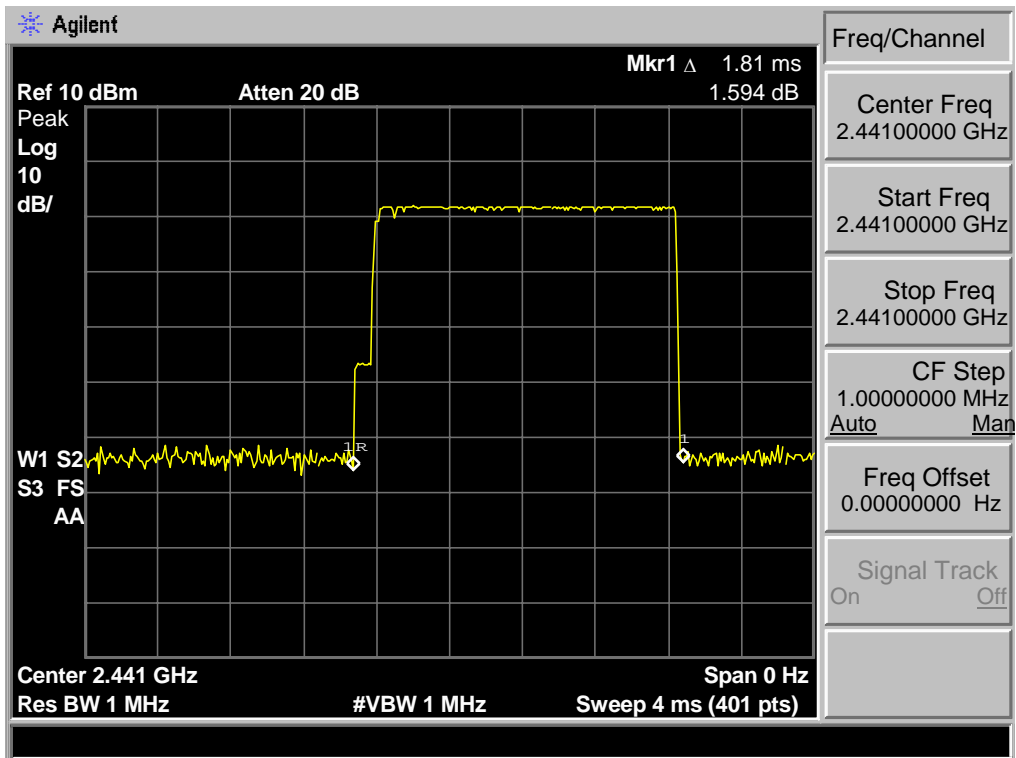
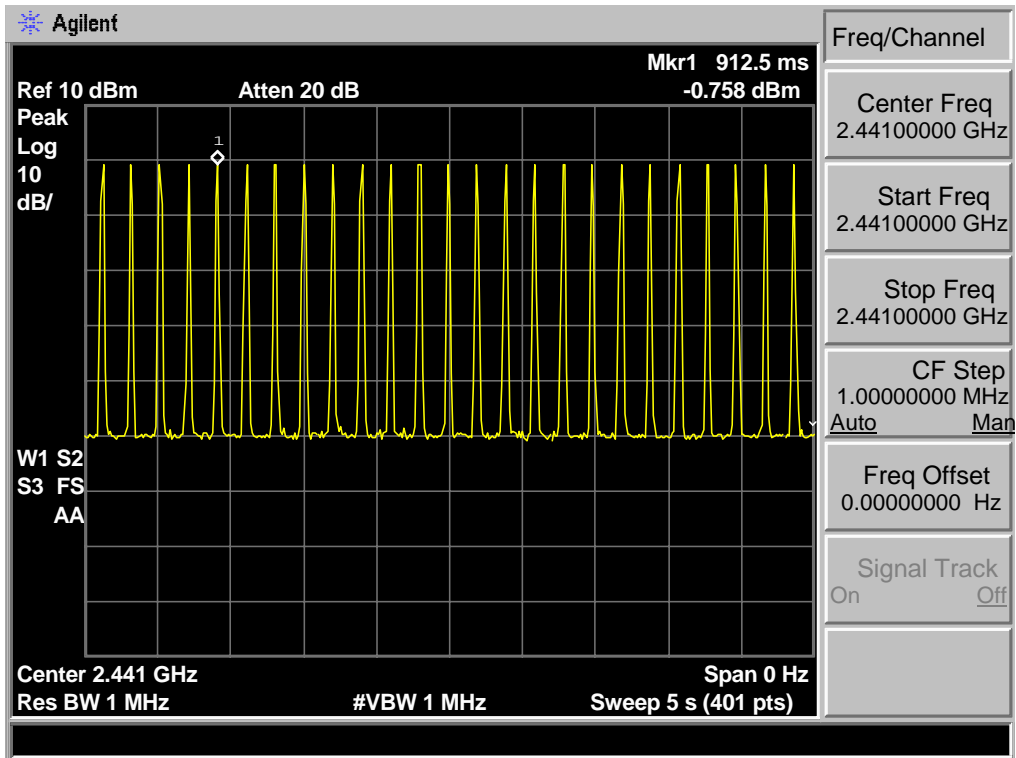
EUT: ACTIVE STUDIO MONITERS WITH BLUETOOTH			
M/N: Media one BT3			
Test date: 2013-03-18		Test site: RF site	Tested by: Tony Tang
Mode	Dwell time	Limit	Conclusion
GFSK DH1	180.12	<400ms	PASS
GFSK DH3	285.98	<400ms	PASS
GFSK DH5	334.14	<400ms	PASS
8-DPSK DH1	151.68	<400ms	PASS
8-DPSK DH3	292.30	<400ms	PASS
8-DPSK DH5	330.91	<400ms	PASS

### 7.3. Test Data

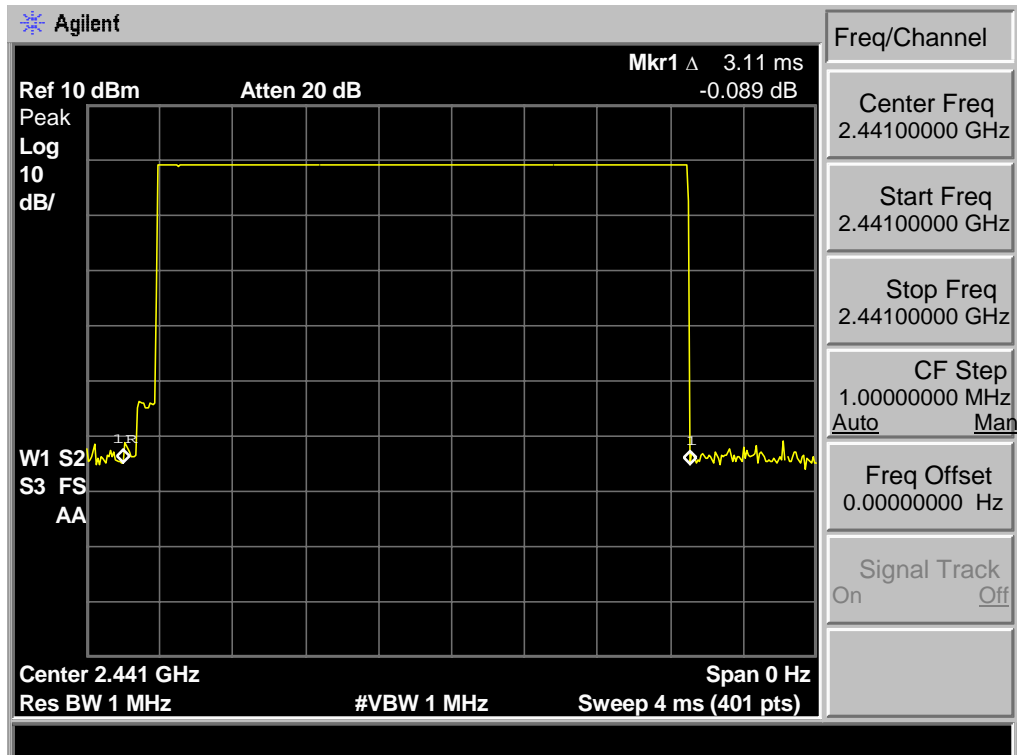
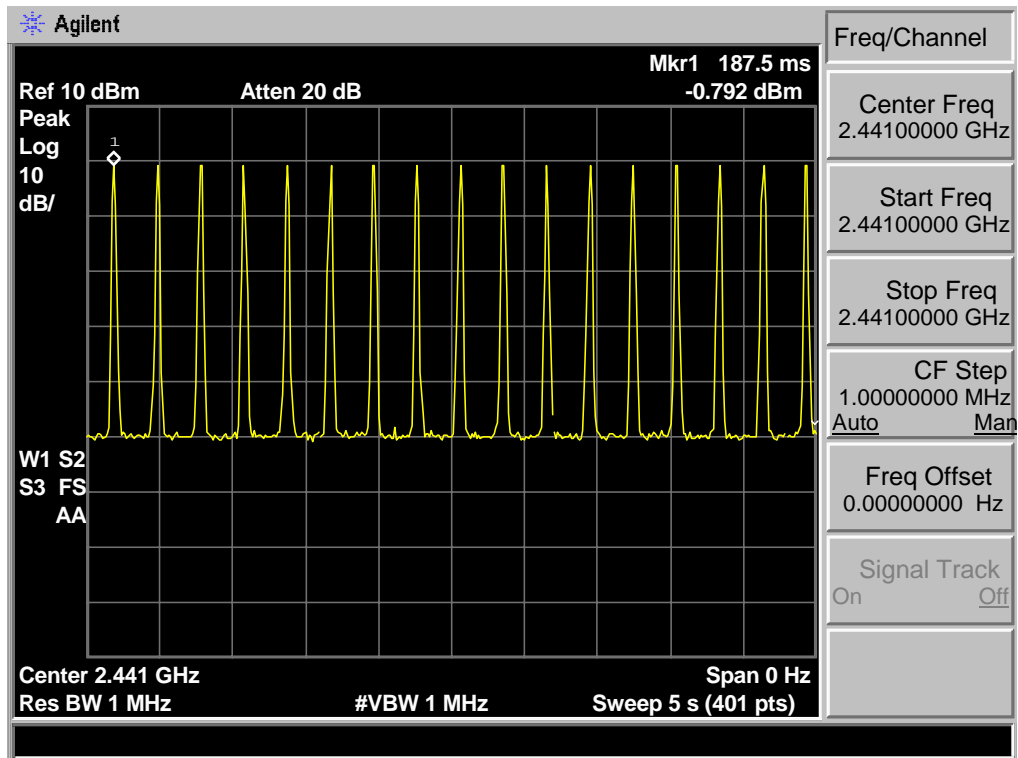
**GFSK DH1 : 50hop/5s \* 0.4 \* 79 \* 0.57ms = 180.12**



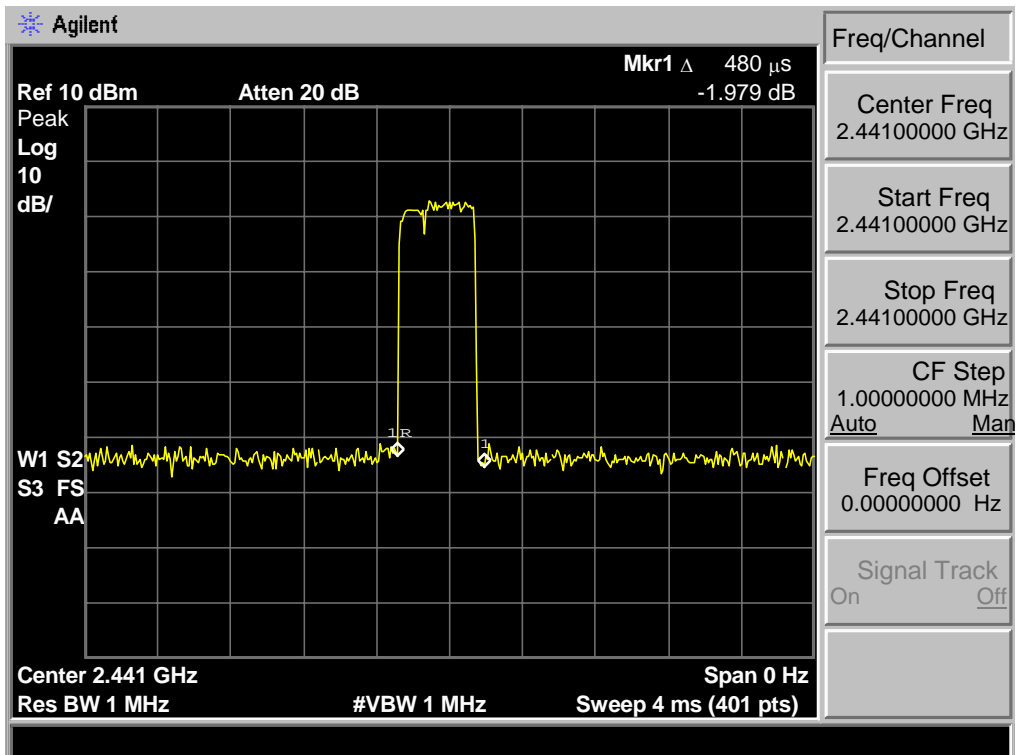
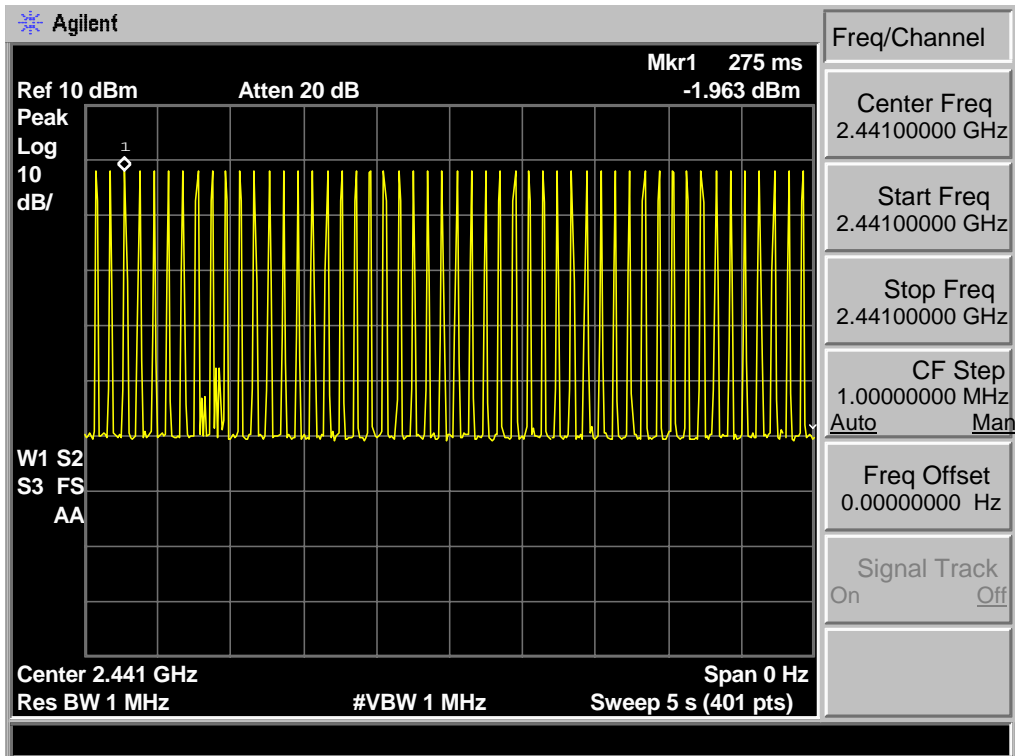
**GFSK DH3 : 25hop/5s \* 0.4 \* 79 \* 1.81ms= 285.98**



GSFK DH5 : 17hop/5s \* 0.4 \* 79 \* 3.11ms = 334.14

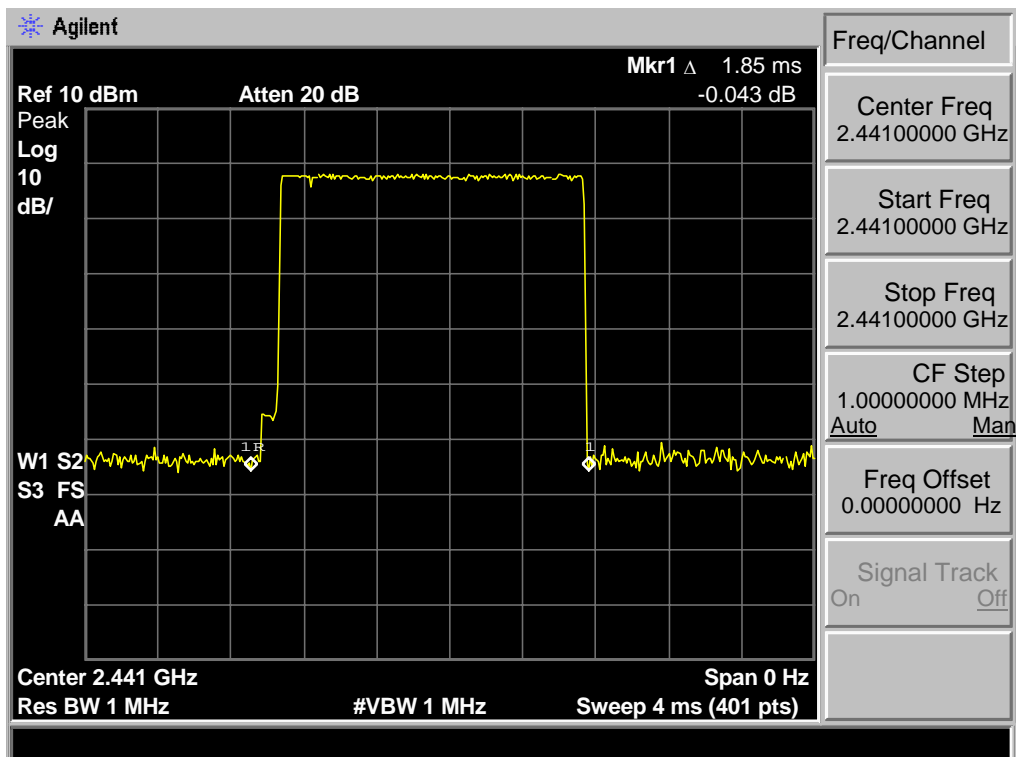
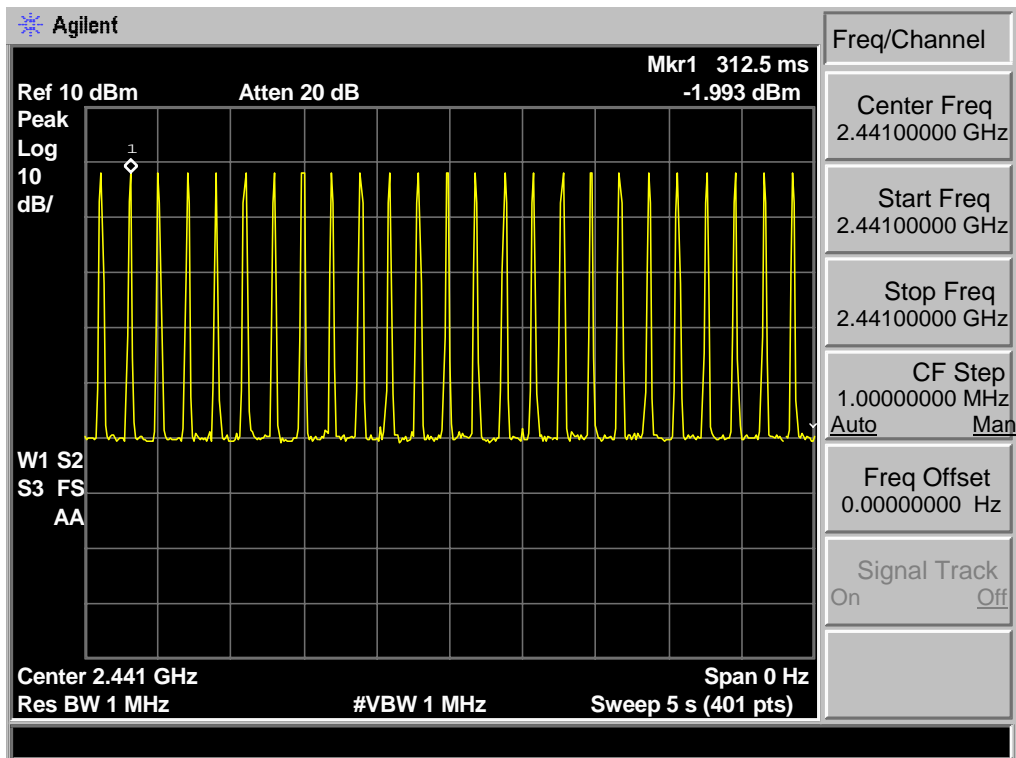


8-DPSK DH1: 50hop/5 \* 0.4 \* 79 \* 0.48ms=151.68

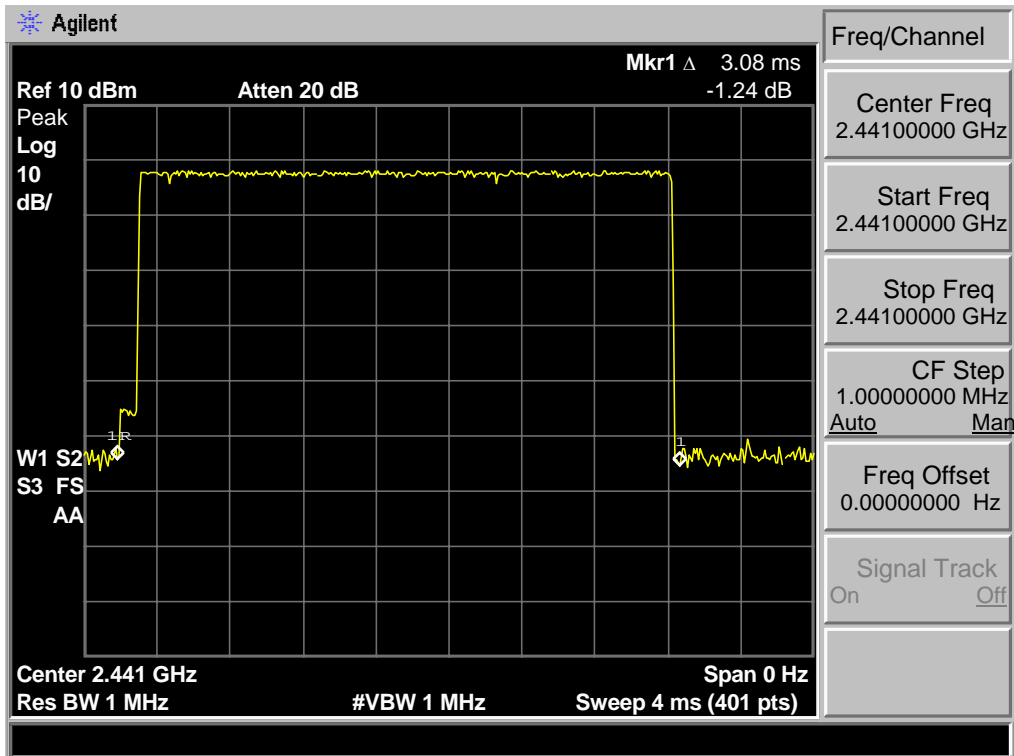
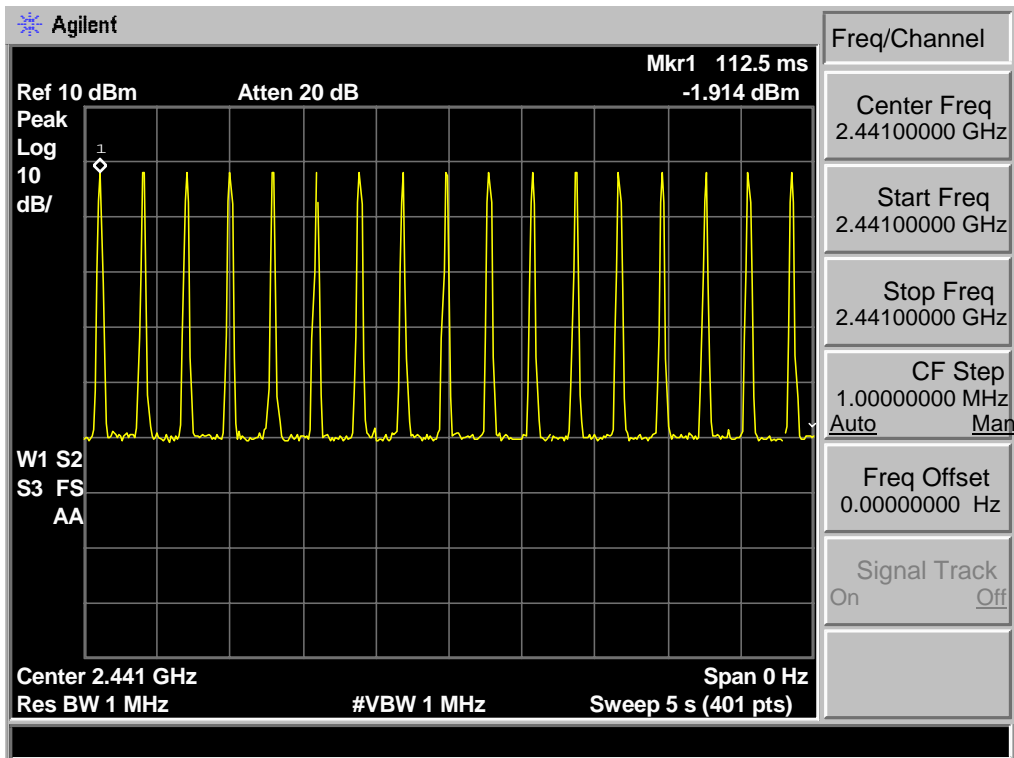




8-DPSK DH3:  $25/5 * 0.4 * 79 * 1.85\text{ms} = 292.30$



8-DPSK DH5: 17/5 \* 0.4 \* 79 \* 3.08ms=330.91



## 8. RADIATED EMISSIONS

### 8.1. Limit

All the emissions appearing within 15.205 restricted frequency bands shall not exceed the limits shown in 15.209, all the other emissions shall be at least 20dB below the fundamental emissions, or comply with 15.209 limits.

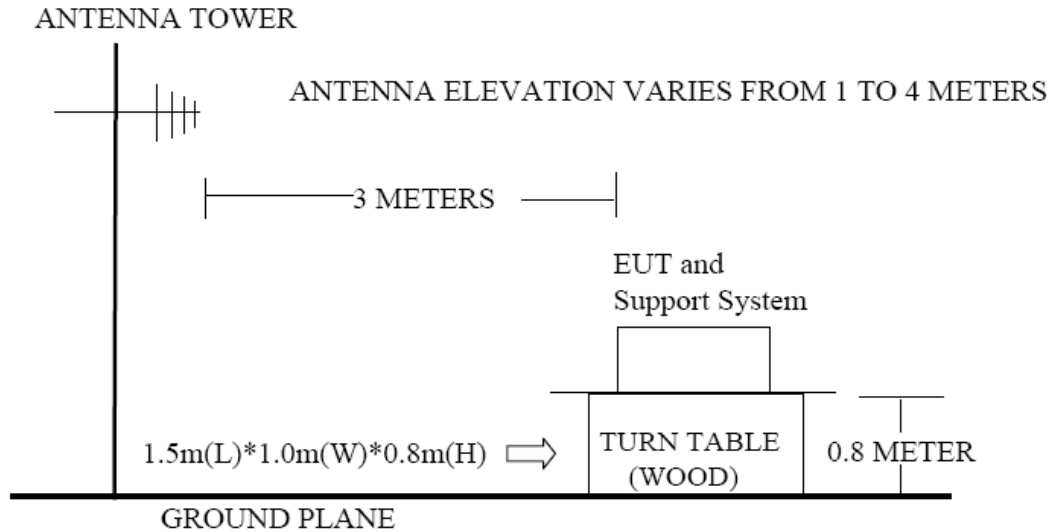
#### 15.205 Restricted frequency band

MHz	MHz	MHz	GHz
0.090 - 0.110	16.42 - 16.423	399.9 - 410	4.5 - 5.15
<sup>1</sup> 0.495 - 0.505	16.69475 - 16.69525	608 - 614	5.35 - 5.46
2.1735 - 2.1905	16.80425 - 16.80475	960 - 1240	7.25 - 7.75
4.125 - 4.128	25.5 - 25.67	1300 - 1427	8.025 - 8.5
4.17725 - 4.17775	37.5 - 38.25	1435 - 1626.5	9.0 - 9.2
4.20725 - 4.20775	73 - 74.6	1645.5 - 1646.5	9.3 - 9.5
6.215 - 6.218	74.8 - 75.2	1660 - 1710	10.6 - 12.7
6.26775 - 6.26825	108 - 121.94	1718.8 - 1722.2	13.25 - 13.4
6.31175 - 6.31225	123 - 138	2200 - 2300	14.47 - 14.5
8.291 - 8.294	149.9 - 150.05	2310 - 2390	15.35 - 16.2
8.362 - 8.366	156.52475 - 156.52525	2483.5 - 2500	17.7 - 21.4
8.37625 - 8.38675	156.7 - 156.9	2690 - 2900	22.01 - 23.12
8.41425 - 8.41475	162.0125 - 167.17	3260 - 3267	23.6 - 24.0
12.29 - 12.293	167.72 - 173.2	3332 - 3339	31.2 - 31.8
12.51975 - 12.52025	240 - 285	3345.8 - 3358	36.43 - 36.5
12.57675 - 12.57725	322 - 335.4	3600 - 4400	( <sup>2</sup> )

#### 15.209 Limit

FREQUENCY MHz	DISTANCE Meters	FIELD STRENGTHS LIMIT	
		μV/m	dB(μV)/m
30 ~ 88	3	100	40.0
88 ~ 216	3	150	43.5
216 ~ 960	3	200	46.0
960 ~ 1000	3	500	54.0
Above 1000	3	74.0 dB(μV)/m (Peak) 54.0 dB(μV)/m (Average)	

### 8.2. Block Diagram of Test setup



### 8.3. Test Procedure

EUT was placed on a turn table, which is 0.8 meter high above ground. The turn table can rotate 360 degrees to determine the position of the maximum emission level. Power on the EUT and let it working in test mode, then test it. EUT is set 3 meters away from the receiving antenna, which is mounted on a antenna tower. The antenna can be moved up and down between 1 meter and 4 meters to find out the maximum emission level. Both horizontal and vertical polarization of the antenna are set on test.

The bandwidth of the EMI test receiver (R&S ESVS10) is set at 120kHz for frequency range from 30MHz to 1000 MHz.

The bandwidth of the Spectrum's VBW is set at 1MHz and RBW is set at 1MHz for peak emissions measurement above 1GHz and 1MHz RBW, 10Hz VBW for average emissions measure above 1GHz

The frequency range from 30MHz to 10th harmonic (25GHz) are checked.

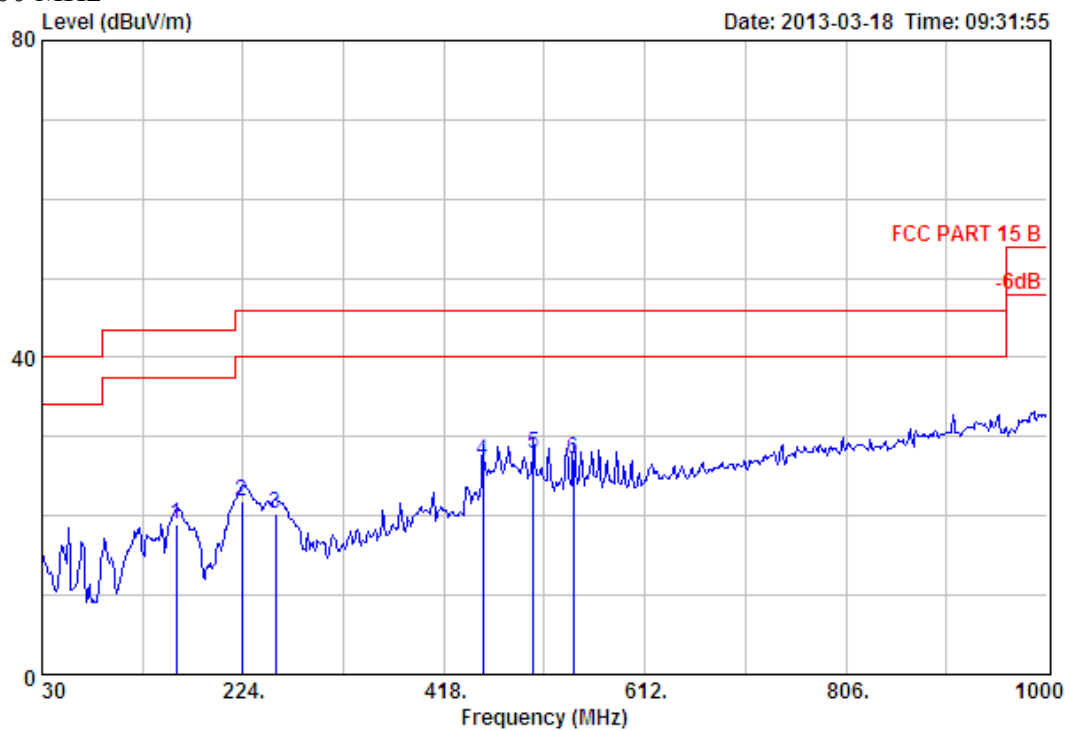
### 8.4. Test Result

<b>30MHz—25GHz Radiated emissison Test result</b>
EUT: ACTIVE STUDIO MONITERS WITH BLUETOOTH
M/N: Media one BT3
Power: AC 120V/60Hz
Test date: 2013-03-18    Test site: 3m Chamber    Tested by: Tony Tang
Test mode: Tx Mode
<b>Pass</b>

- Note: 1、 For emissions above 1GHz, if peak level comply with average limit, then the average level is deemed to comply with average limit.
- 2、 The frequency 2402MHz 、 2441MHz and 2480MHz is fundamental frequency which no limit, the limit on plots is automatically generated by the software, it's not fundamental limit, we can't remove it.

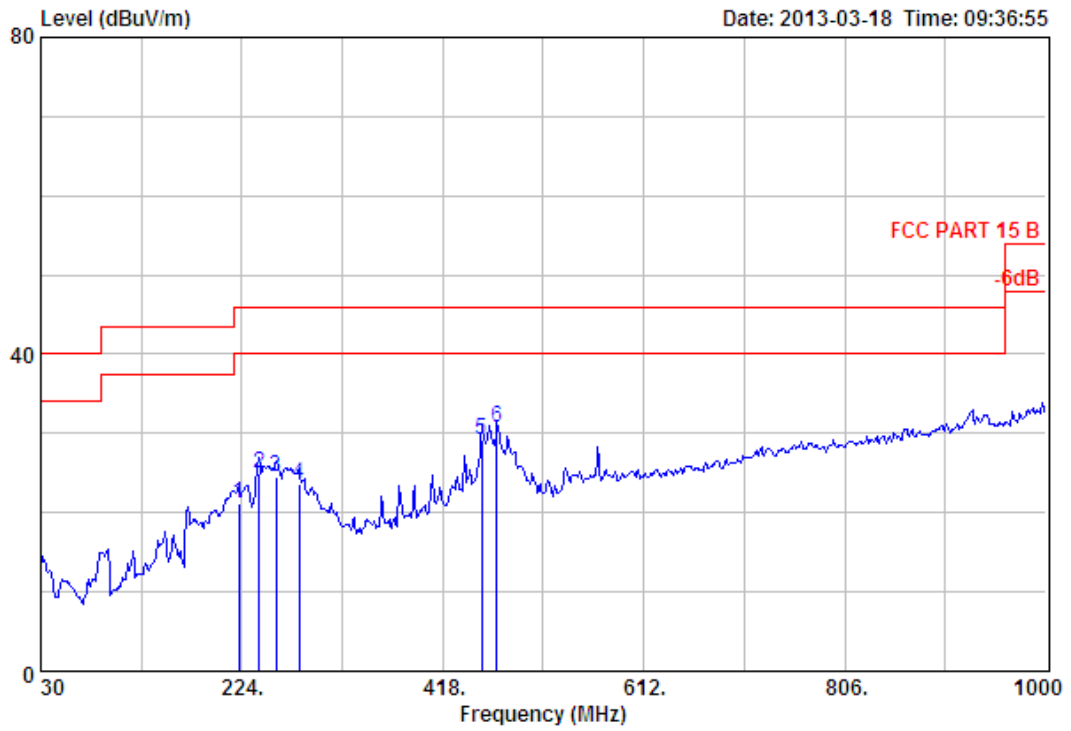
### 8.5. Test Data

30 MHz – 1000 MHz



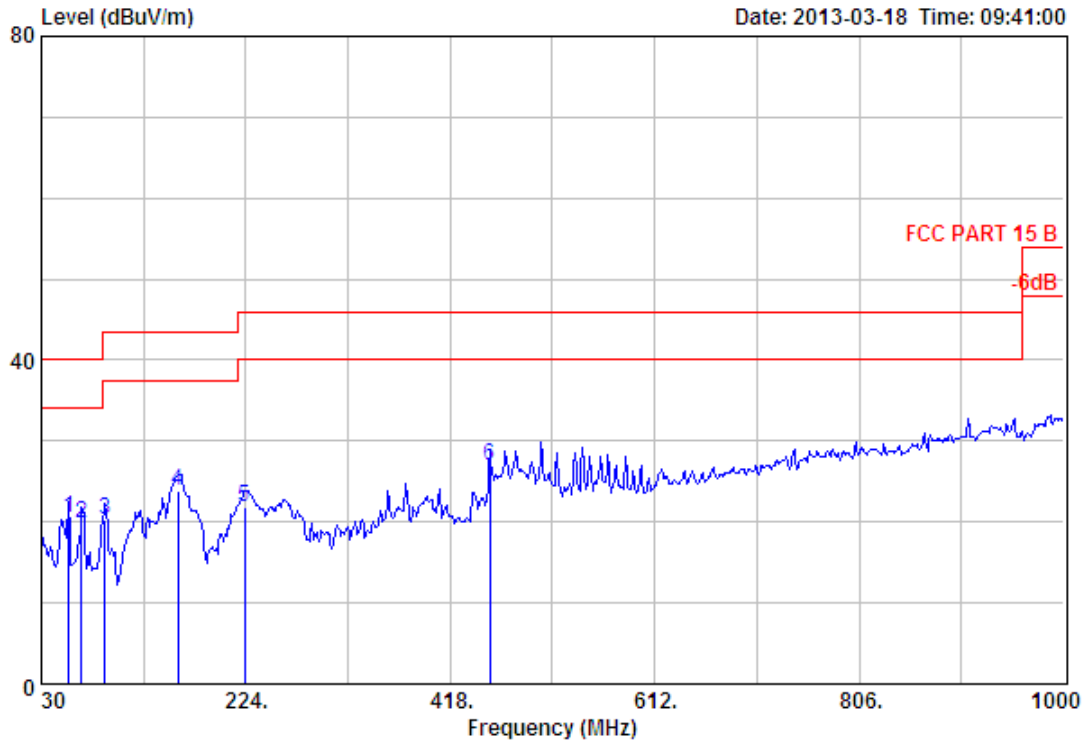
Site no. : 3m Chamber Data no. : 145  
 Dis. / Ant. : 3m 27137 Ant. pol. : VERTICAL  
 Limit : FCC PART 15 B  
 Env. / Ins. : Temp:25.6';Humi:56%;Press:101.52kPa  
 Engineer : Tony  
 EUT : ACTIVE STUDIO MONITERS WITH BLUETOOTH  
 Power : AC 120V/60Hz  
 M/N : Media one BT3  
 Test Mode : GFSK TX 2402MHz

	Freq. (MHz)	Ant. Factor (dB/m)	Cable Loss (dB)	Reading (dBuV)	Emission			Remark
					Level (dBuV/m)	Limits (dBuV/m)	Margin (dB)	
1	159.98	10.36	3.89	4.64	18.89	43.50	24.61	QP
2	223.03	9.37	4.47	8.08	21.92	46.00	24.08	QP
3	255.04	12.41	4.87	3.01	20.29	46.00	25.71	QP
4	455.83	16.69	6.41	3.80	26.90	46.00	19.10	QP
5	504.33	17.90	6.78	3.12	27.80	46.00	18.20	QP
6	543.13	19.46	7.02	0.70	27.18	46.00	18.82	QP



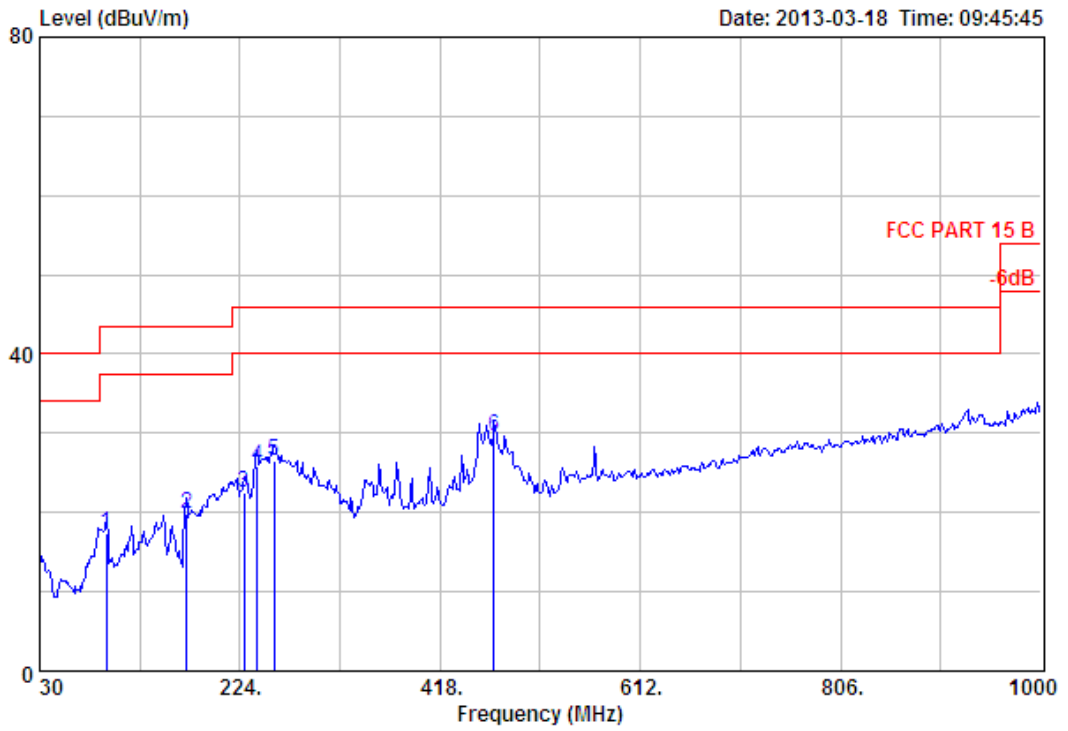
Site no. : 3m Chamber Data no. : 146  
 Dis. / Ant. : 3m 27137 Ant. pol. : HORIZONTAL  
 Limit : FCC PART 15 B  
 Env. / Ins. : Temp:25.6';Humi:56%;Press:101.52kPa  
 Engineer : Tony  
 EUT : ACTIVE STUDIO MONITERS WITH BLUETOOTH  
 Power : AC 120V/60Hz  
 M/N : Media one BT3  
 Test Mode : GFSK TX 2402MHz

	Freq. (MHz)	Ant. Factor (dB/m)	Cable Loss (dB)	Reading (dBuV)	Emission Level (dBuV/m)	Limits (dBuV/m)	Margin (dB)	Remark (dB)
1	221.09	9.26	4.45	7.55	21.26	46.00	24.74	QP
2	240.49	10.36	4.71	9.81	24.88	46.00	21.12	QP
3	256.98	12.63	4.91	6.88	24.42	46.00	21.58	QP
4	279.29	12.37	5.08	6.10	23.55	46.00	22.45	QP
5	455.83	16.69	6.41	6.10	29.20	46.00	16.80	QP
6	470.38	17.21	6.57	6.96	30.74	46.00	15.26	QP



Site no. : 3m Chamber Data no. : 147  
 Dis. / Ant. : 3m 27137 Ant. pol. : VERTICAL  
 Limit : FCC PART 15 B  
 Env. / Ins. : Temp:25.6';Humi:56%;Press:101.52kPa  
 Engineer : Tony  
 EUT : ACTIVE STUDIO MONITERS WITH BLUETOOTH  
 Power : AC 120V/60Hz  
 M/N : Media one BT3  
 Test Mode : GFSK TX 2441MHz

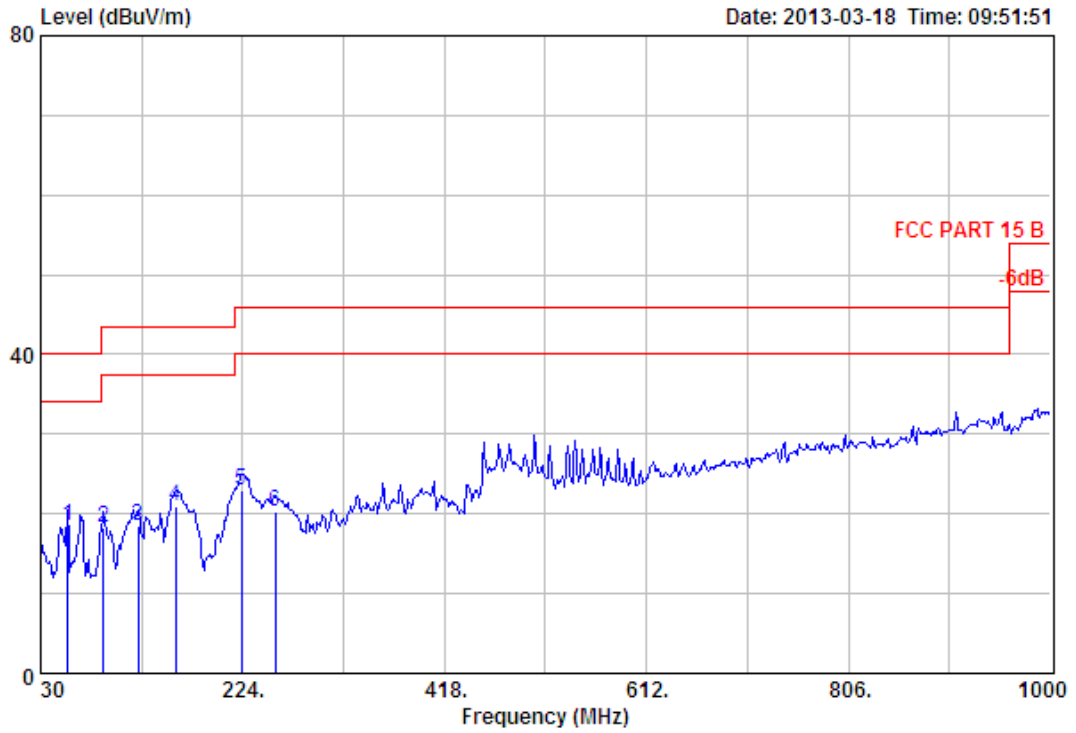
	Freq. (MHz)	Ant. Factor (dB/m)	Cable Loss (dB)	Reading (dBuV)	Emission Level (dBuV/m)	Limits (dBuV/m)	Margin (dB)	Remark (dB)
1	56.19	5.21	2.46	12.91	20.58	40.00	19.42	QP
2	67.83	5.39	2.72	11.68	19.79	40.00	20.21	QP
3	90.14	8.38	2.91	8.93	20.22	43.50	23.28	QP
4	159.98	10.36	3.89	9.64	23.89	43.50	19.61	QP
5	223.03	9.37	4.47	8.08	21.92	46.00	24.08	QP
6	455.83	16.69	6.41	3.80	26.90	46.00	19.10	QP



Site no. : 3m Chamber Data no. : 148  
 Dis. / Ant. : 3m 27137 Ant. pol. : HORIZONTAL  
 Limit : FCC PART 15 B  
 Env. / Ins. : Temp:25.6';Humi:56%;Press:101.52kPa  
 Engineer : Tony  
 EUT : ACTIVE STUDIO MONITERS WITH BLUETOOTH  
 Power : AC 120V/60Hz  
 M/N : Media one BT3  
 Test Mode : GFSK TX 2441MHz

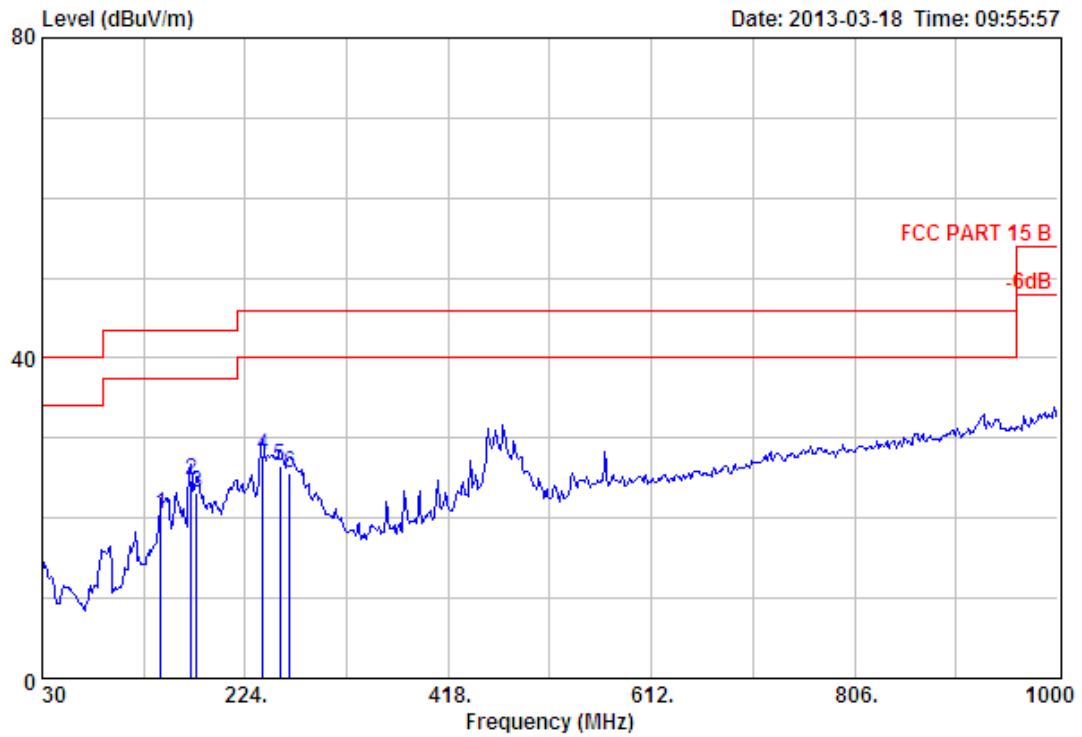
	Freq. (MHz)	Ant. Factor (dB/m)	Cable Loss (dB)	Reading (dBuV)	Emission			Remark
					Level (dBuV/m)	Limits (dBuV/m)	Margin (dB)	
1	94.99	8.83	2.99	5.63	17.45	43.50	26.05	QP
2	172.59	9.07	4.05	6.68	19.80	43.50	23.70	QP
3	227.88	9.46	4.51	8.51	22.48	46.00	23.52	QP
4	240.49	10.36	4.71	10.81	25.88	46.00	20.12	QP
5	256.98	12.63	4.91	8.88	26.42	46.00	19.58	QP
6	470.38	17.21	6.57	5.96	29.74	46.00	16.26	QP





Site no. : 3m Chamber Data no. : 149  
 Dis. / Ant. : 3m 27137 Ant. pol. : VERTICAL  
 Limit : FCC PART 15 B  
 Env. / Ins. : Temp:25.6';Humi:56%;Press:101.52kPa  
 Engineer : Tony  
 EUT : ACTIVE STUDIO MONITERS WITH BLUETOOTH  
 Power : AC 120V/60Hz  
 M/N : Media one BT3  
 Test Mode : GFSK TX 2480MHz

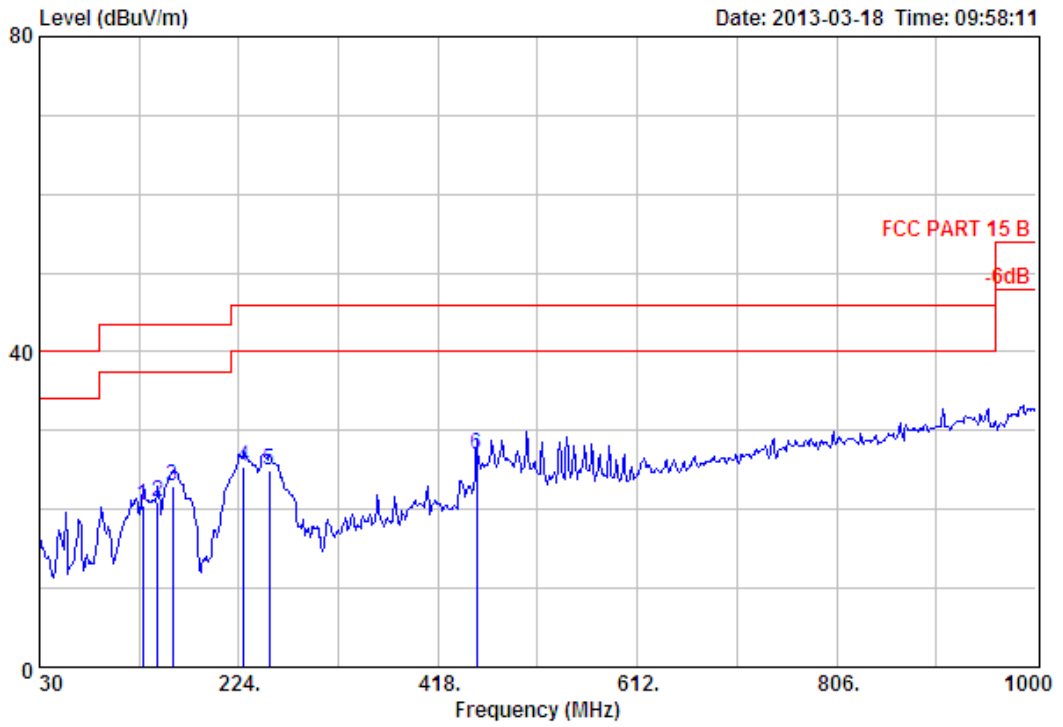
	Freq. (MHz)	Ant. Factor (dB/m)	Cable Loss (dB)	Emission Reading (dBuV)	Emission Level (dBuV/m)	Limits (dBuV/m)	Margin (dB)	Remark (dB)
1	56.19	5.21	2.46	10.91	18.58	40.00	21.42	QP
2	90.14	8.38	2.91	6.93	18.22	43.50	25.28	QP
3	124.09	11.31	3.42	3.73	18.46	43.50	25.04	QP
4	159.98	10.36	3.89	6.64	20.89	43.50	22.61	QP
5	223.03	9.37	4.47	9.08	22.92	46.00	23.08	QP
6	255.04	12.41	4.87	3.01	20.29	46.00	25.71	QP



```

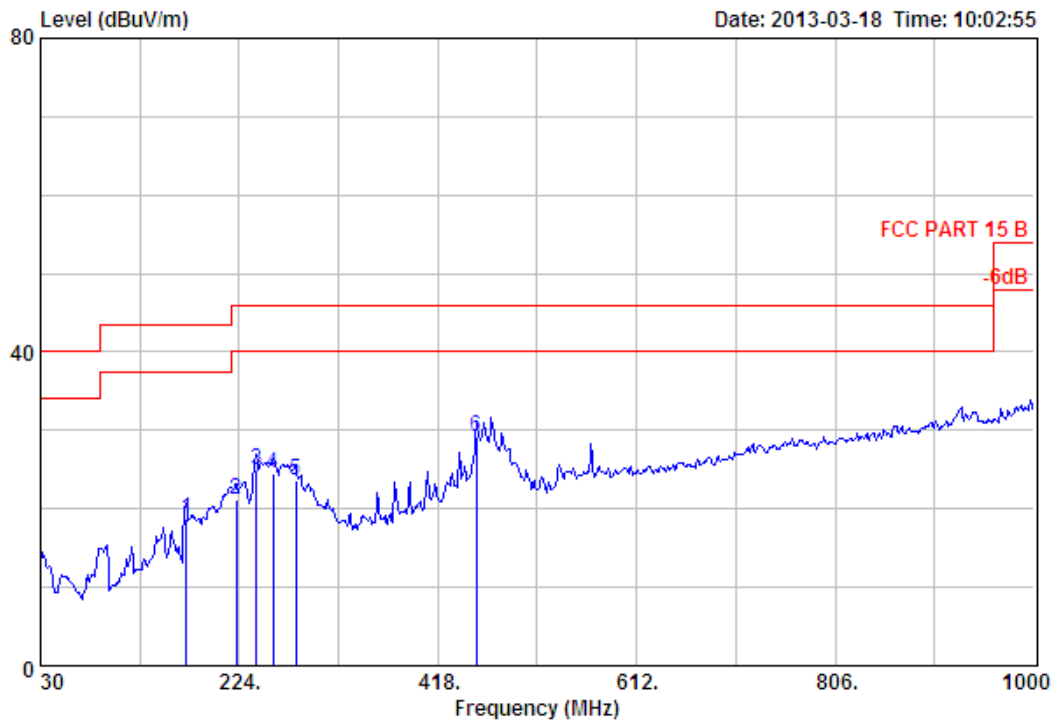
Site no.      : 3m Chamber                Data no. : 150
Dis. / Ant.  : 3m 27137                  Ant. pol. : HORIZONTAL
Limit        : FCC PART 15 B
Env. / Ins.  : Temp:25.6';Humi:56%;Press:101.52kPa
Engineer     : Tony
EUT          : ACTIVE STUDIO MONITERS WITH BLUETOOTH
Power        : AC 120V/60Hz
M/N          : Media one BT3
Test Mode    : GFSK TX 2480MHz
    
```

	Freq. (MHz)	Ant. Factor (dB/m)	Cable Loss (dB)	Reading (dBUV)	Emission Level (dBUV/m)	Limits (dBUV/m)	Margin (dB)	Remark (dB)
1	143.49	11.29	3.71	5.52	20.52	43.50	22.98	QP
2	172.59	9.07	4.05	11.68	24.80	43.50	18.70	QP
3	177.44	8.97	4.09	10.18	23.24	43.50	20.26	QP
4	240.49	10.36	4.71	12.81	27.88	46.00	18.12	QP
5	256.98	12.63	4.91	8.88	26.42	46.00	19.58	QP
6	266.68	12.79	5.00	7.83	25.62	46.00	20.38	QP



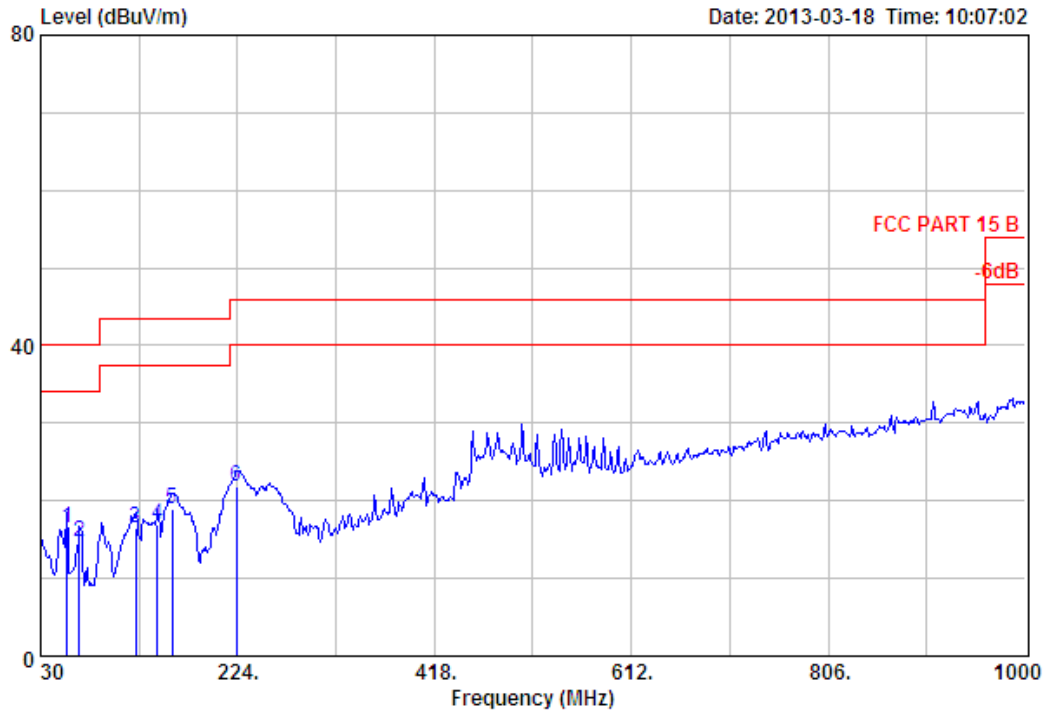
Site no. : 3m Chamber Data no. : 151  
 Dis. / Ant. : 3m 27137 Ant. pol. : VERTICAL  
 Limit : FCC PART 15 B  
 Env. / Ins. : Temp:25.6';Humi:56%;Press:101.52kPa  
 Engineer : Tony  
 EUT : ACTIVE STUDIO MONITERS WITH BLUETOOTH  
 Power : AC 120V/60Hz  
 M/N : Media one BT3  
 Test Mode : 8-DPSK TX 2402MHz

	Freq. (MHz)	Ant. Factor (dB/m)	Cable Loss (dB)	Reading (dBUV)	Emission Level (dBUV/m)	Limits (dBUV/m)	Margin (dB)	Remark (dB)
1	130.88	11.33	3.52	5.75	20.60	43.50	22.90	QP
2	145.43	11.22	3.73	6.07	21.02	43.50	22.48	QP
3	159.98	10.36	3.89	8.64	22.89	43.50	20.61	QP
4	228.85	9.45	4.54	11.34	25.33	46.00	20.67	QP
5	254.07	12.29	4.85	7.82	24.96	46.00	21.04	QP
6	455.83	16.69	6.41	3.80	26.90	46.00	19.10	QP



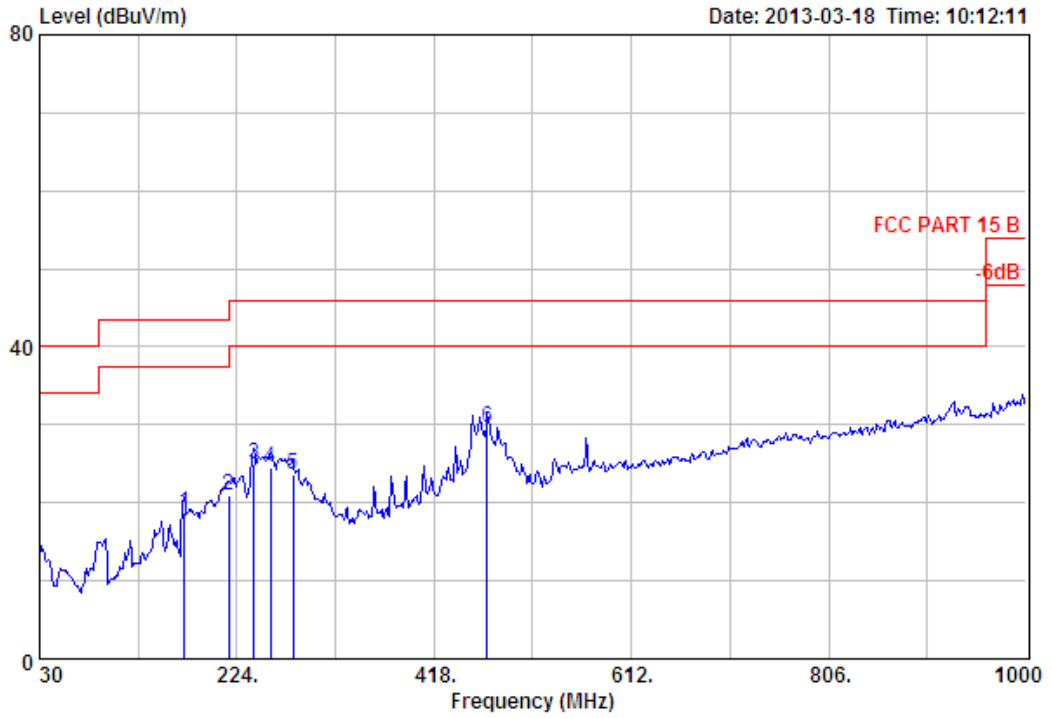
Site no. : 3m Chamber Data no. : 152  
 Dis. / Ant. : 3m 27137 Ant. pol. : HORIZONTAL  
 Limit : FCC PART 15 B  
 Env. / Ins. : Temp:25.6';Humi:56%;Press:101.52kPa  
 Engineer : Tony  
 EUT : ACTIVE STUDIO MONITERS WITH BLUETOOTH  
 Power : AC 120V/60Hz  
 M/N : Media one BT3  
 Test Mode : 8-DPSK TX 2402MHz

	Freq. (MHz)	Ant. Factor (dB/m)	Cable Loss (dB)	Reading (dBuV)	Emission Level (dBuV/m)	Limits (dBuV/m)	Margin (dB)	Remark (dB)
1	172.59	9.07	4.05	5.68	18.80	43.50	24.70	QP
2	221.09	9.26	4.45	7.55	21.26	46.00	24.74	QP
3	240.49	10.36	4.71	9.81	24.88	46.00	21.12	QP
4	256.98	12.63	4.91	6.88	24.42	46.00	21.58	QP
5	279.29	12.37	5.08	6.10	23.55	46.00	22.45	QP
6	455.83	16.69	6.41	6.10	29.20	46.00	16.80	QP



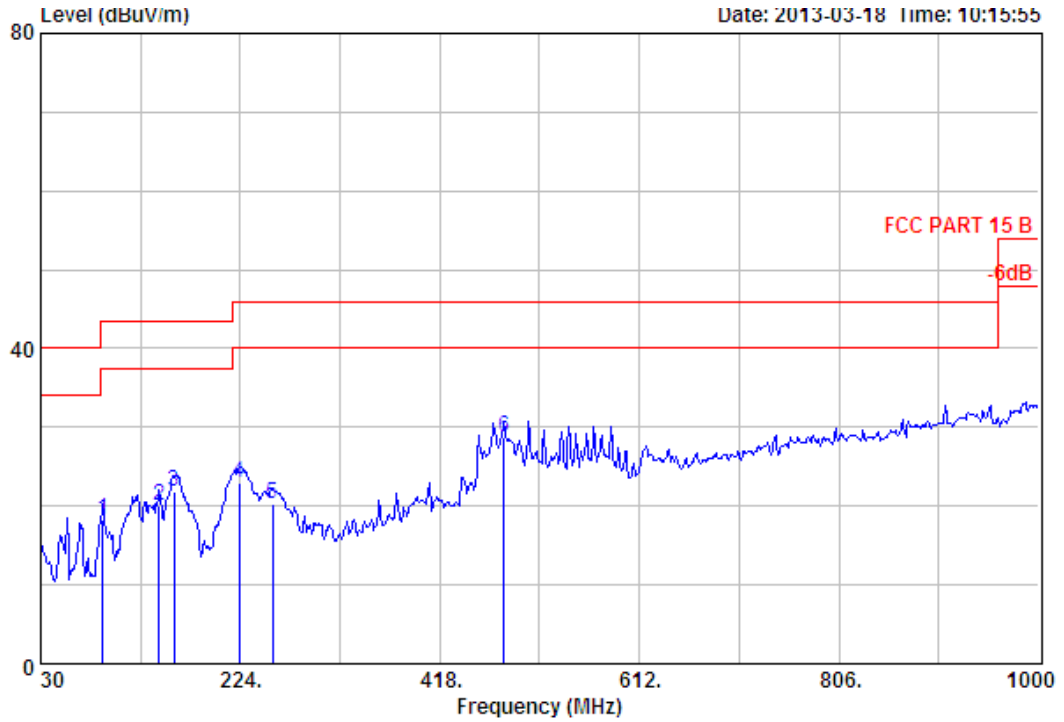
Site no. : 3m Chamber Data no. : 153  
 Dis. / Ant. : 3m 27137 Ant. pol. : VERTICAL  
 Limit : FCC PART 15 B  
 Env. / Ins. : Temp:25.6°;Humi:56%;Press:101.52kPa  
 Engineer : Tony  
 EUT : ACTIVE STUDIO MONITERS WITH BLUETOOTH  
 Power : AC 120V/60Hz  
 M/N : Media one BT3  
 Test Mode : 8-DPSK TX 2441MHz

	Freq. (MHz)	Ant. Factor (dB/m)	Cable Loss (dB)	Emission Reading (dBuV)	Emission Level (dBuV/m)	Limits (dBuV/m)	Margin (dB)	Reamark (dB)
1	56.19	5.21	2.46	8.91	16.58	40.00	23.42	QP
2	67.83	5.39	2.72	6.68	14.79	40.00	25.21	QP
3	124.09	11.31	3.42	1.73	16.46	43.50	27.04	QP
4	145.43	11.22	3.73	2.07	17.02	43.50	26.48	QP
5	159.98	10.36	3.89	4.64	18.89	43.50	24.61	QP
6	223.03	9.37	4.47	8.08	21.92	46.00	24.08	QP



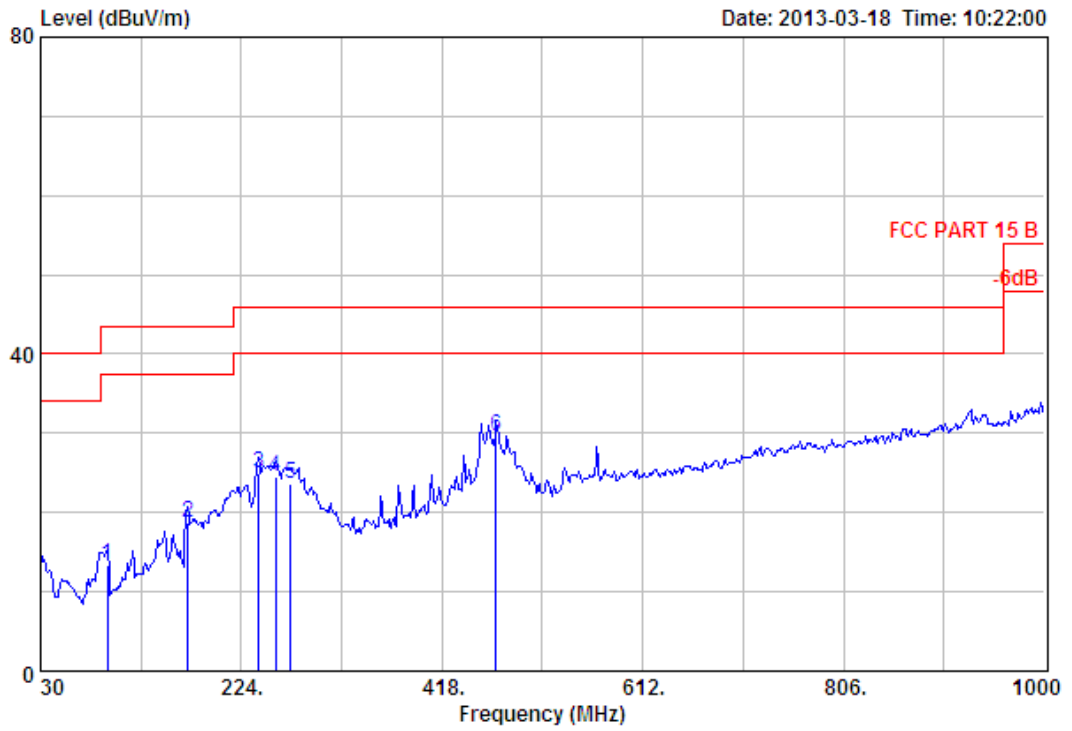
Site no. : 3m Chamber Data no. : 154  
 Dis. / Ant. : 3m 27137 Ant. pol. : HORIZONTAL  
 Limit : FCC PART 15 B  
 Env. / Ins. : Temp:25.6';Humi:56%;Press:101.52kPa  
 Engineer : Tony  
 EUT : ACTIVE STUDIO MONITERS WITH BLUETOOTH  
 Power : AC 120V/60Hz  
 M/N : Media one BT3  
 Test Mode : 8-DPSK TX 2441MHz

	Freq. (MHz)	Ant. Factor (dB/m)	Cable Loss (dB)	Reading (dBuV)	Emission Level (dBuV/m)	Limits (dBuV/m)	Margin (dB)	Remark (dB)
1	172.59	9.07	4.05	5.68	18.80	43.50	24.70	QP
2	216.24	8.80	4.40	7.64	20.84	46.00	25.16	QP
3	240.49	10.36	4.71	9.81	24.88	46.00	21.12	QP
4	256.98	12.63	4.91	6.88	24.42	46.00	21.58	QP
5	279.29	12.37	5.08	6.10	23.55	46.00	22.45	QP
6	470.38	17.21	6.57	5.96	29.74	46.00	16.26	QP



Site no. : 3m Chamber Data no. : 155  
 Dis. / Ant. : 3m 27137 Ant. pol. : VERTICAL  
 Limit : FCC PART 15 B  
 Env. / Ins. : Temp:25.6';Humi:56%;Press:101.52kPa  
 Engineer : Tony  
 EUT : ACTIVE STUDIO MONITERS WITH BLUETOOTH  
 Power : AC 120V/60Hz  
 M/N : Media one BT3  
 Test Mode : 8-DPSK TX 2480MHz

	Freq. (MHz)	Ant. Factor (dB/m)	Cable Loss (dB)	Reading (dBuV)	Emission			Remark
					Level (dBuV/m)	Limits (dBuV/m)	Margin (dB)	
1	90.14	8.38	2.91	6.93	18.22	43.50	25.28	QP
2	145.43	11.22	3.73	5.07	20.02	43.50	23.48	QP
3	159.98	10.36	3.89	7.64	21.89	43.50	21.61	QP
4	223.03	9.37	4.47	9.08	22.92	46.00	23.08	QP
5	255.04	12.41	4.87	3.01	20.29	46.00	25.71	QP
6	480.08	17.45	6.60	4.63	28.68	46.00	17.32	QP

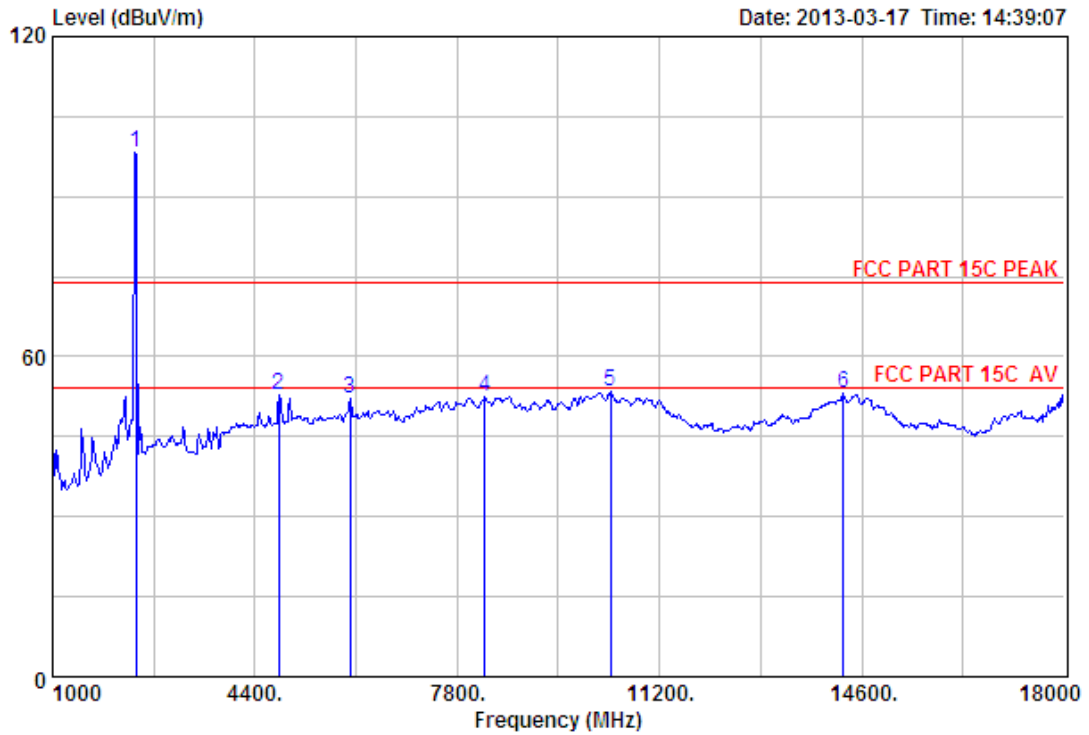


Site no. : 3m Chamber Data no. : 156  
 Dis. / Ant. : 3m 27137 Ant. pol. : HORIZONTAL  
 Limit : FCC PART 15 B  
 Env. / Ins. : Temp:25.6';Humi:56%;Press:101.52kPa  
 Engineer : Tony  
 EUT : ACTIVE STUDIO MONITERS WITH BLUETOOTH  
 Power : AC 120V/60Hz  
 M/N : Media one BT3  
 Test Mode : 8-DPSK TX 2480MHz

	Freq. (MHz)	Ant. Factor (dB/m)	Cable Loss (dB)	Reading (dBuV)	Emission Level (dBuV/m)	Limits (dBuV/m)	Margin (dB)	Remark (dB)
1	94.99	8.83	2.99	1.63	13.45	43.50	30.05	QP
2	172.59	9.07	4.05	5.68	18.80	43.50	24.70	QP
3	240.49	10.36	4.71	9.81	24.88	46.00	21.12	QP
4	256.98	12.63	4.91	6.88	24.42	46.00	21.58	QP
5	271.53	12.49	5.02	6.10	23.61	46.00	22.39	QP
6	470.38	17.21	6.57	5.96	29.74	46.00	16.26	QP



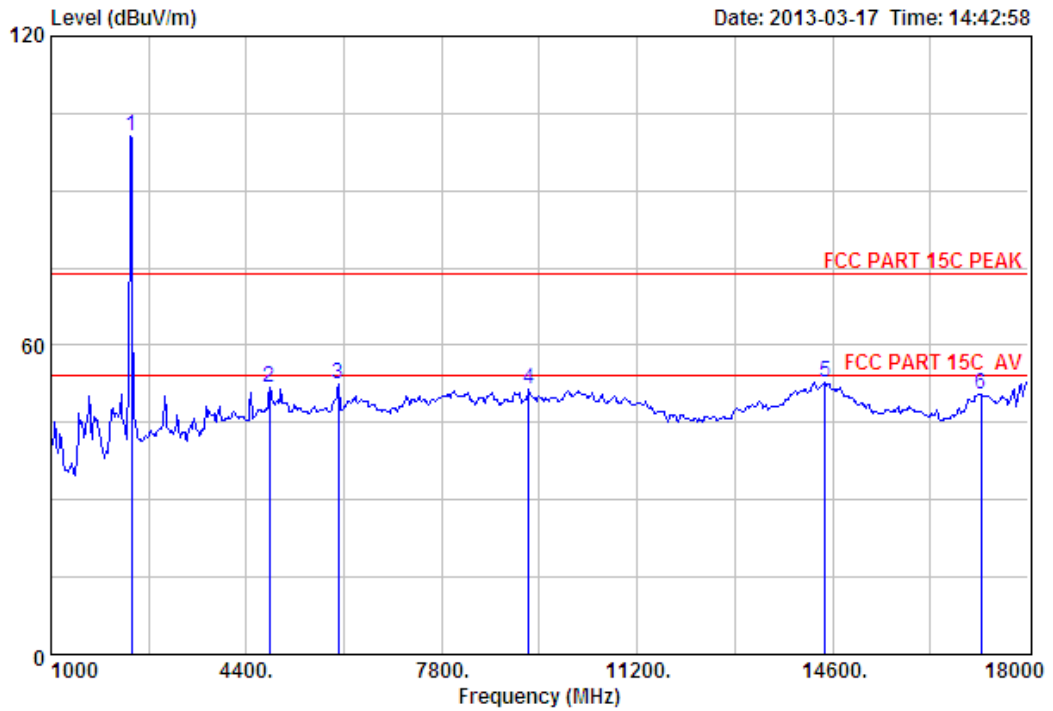
1000 MHz – 18000MHz



Site no. : 3m Chamber Data no. : 81  
 Dis. / Ant. : 3m ANT 1-18G Ant. pol. : HORIZONTAL  
 Limit : FCC PART 15C PEAK  
 Env. / Ins. : Temp:25.6';Humi:56%;Press:101.52kPa  
 Engineer : Tony  
 EUT : ACTIVE STUDIO MONITERS WITH BLUETOOTH  
 Power : AC 120V/60Hz  
 M/N : Media one BT3  
 Test Mode : GFSK TX 2402MHz

	Freq. (MHz)	Ant. Factor (dB/m)	Cable Loss (dB)	Amp Factor (dB)	Reading (dBuV)	Emission Level (dBuV/m)	Limits (dBuV/m)	Margin (dB)	Remark
1	2402.00	27.61	6.62	34.18	98.30	98.35	74.00	-24.35	Peak
2	4804.00	31.25	11.77	31.81	41.51	52.72	74.00	21.28	Peak
3	5998.00	32.77	12.12	32.25	39.38	52.02	74.00	21.98	Peak
4	8259.00	36.67	11.43	31.53	35.77	52.34	74.00	21.66	Peak
5	10384.00	38.77	11.38	32.50	35.89	53.54	74.00	20.46	Peak
6	14294.00	41.71	10.92	33.08	33.60	53.15	74.00	20.85	Peak

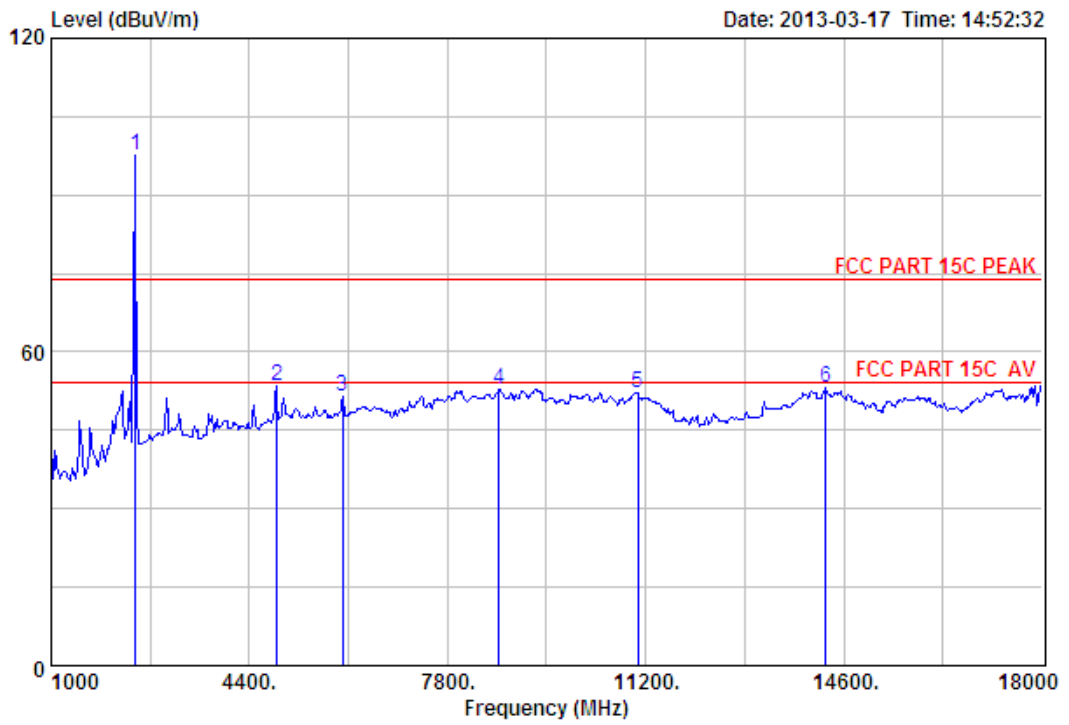
Remarks: 1. Emission Level= Antenna Factor + Cable Loss - Amp Factor + Reading.  
 2. The emission levels that are 20dB below the official limit are not reported.



Site no. : 3m Chamber Data no. : 82  
 Dis. / Ant. : 3m ANT 1-18G Ant. pol. : VERTICAL  
 Limit : FCC PART 15C PEAK  
 Env. / Ins. : Temp:25.6';Humi:56%;Press:101.52kPa  
 Engineer : Tony  
 EUT : ACTIVE STUDIO MONITERS WITH BLUETOOTH  
 Power : AC 120V/60Hz  
 M/N : Media one BT3  
 Test Mode : GFSK TX 2402MHz

	Freq. (MHz)	Ant. Factor (dB/m)	Cable Loss (dB)	Amp Factor (dB)	Reading (dBuV)	Emission Level (dBuV/m)	Limits (dBuV/m)	Margin (dB)	Remark
1	2402.00	27.61	6.62	34.18	100.60	100.65	74.00	-26.65	Peak
2	4804.00	31.25	11.77	31.81	40.69	51.90	74.00	22.10	Peak
3	5998.00	32.77	12.12	32.25	39.71	52.35	74.00	21.65	Peak
4	9313.00	37.94	11.62	32.15	34.05	51.46	74.00	22.54	Peak
5	14464.00	41.85	10.93	32.96	33.06	52.88	74.00	21.12	Peak
6	17184.00	40.45	10.92	33.34	32.46	50.49	74.00	23.51	Peak

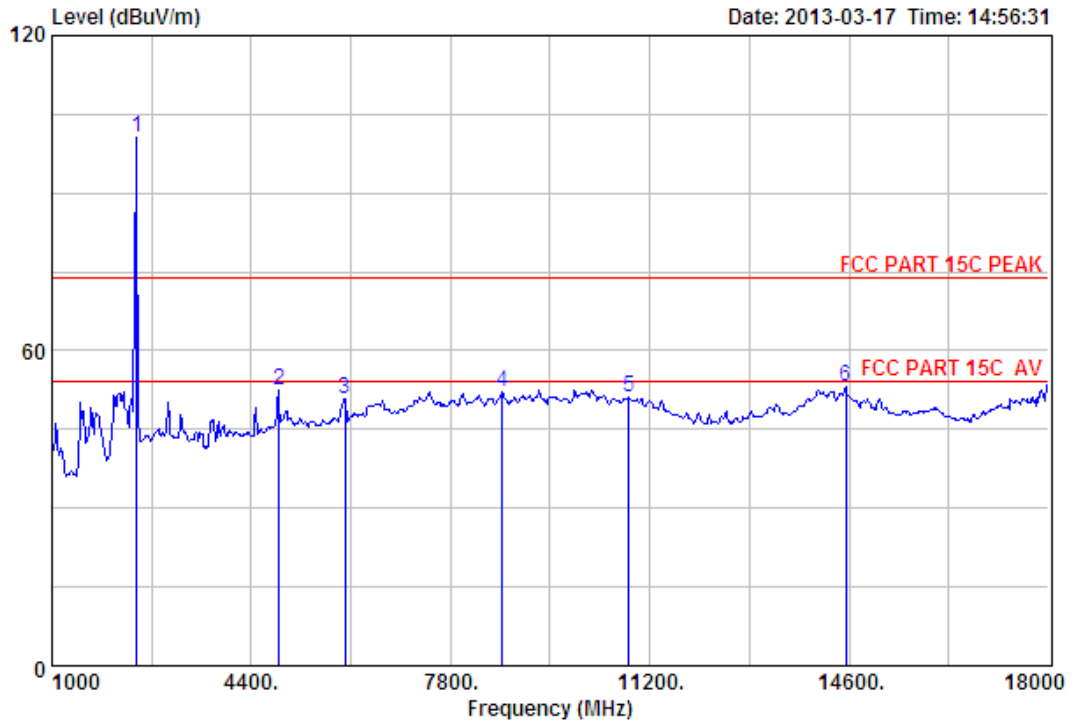
Remarks: 1. Emission Level= Antenna Factor + Cable Loss - Amp Factor + Reading.  
 2. The emission levels that are 20dB below the official limit are not reported.



Site no. : 3m Chamber Data no. : 85  
 Dis. / Ant. : 3m ANT 1-18G Ant. pol. : HORIZONTAL  
 Limit : FCC PART 15C PEAK  
 Env. / Ins. : Temp:25.6';Humi:56%;Press:101.52kPa  
 Engineer : Tony  
 EUT : ACTIVE STUDIO MONITERS WITH BLUETOOTH  
 Power : AC 120V/60Hz  
 M/N : Media one BT3  
 Test Mode : GFSK TX 2441MHz

	Freq. (MHz)	Ant. Factor (dB/m)	Cable Loss (dB)	Amp Factor (dB)	Reading (dBuV)	Emission Level (dBuV/m)	Limits (dBuV/m)	Margin (dB)	Remark
1	2441.00	27.60	6.67	34.12	97.48	97.63	74.00	-23.63	Peak
2	4882.00	31.37	12.07	31.90	41.99	53.53	74.00	20.47	Peak
3	5998.00	32.77	12.12	32.25	38.88	51.52	74.00	22.48	Peak
4	8684.00	37.32	11.45	32.43	36.63	52.97	74.00	21.03	Peak
5	11064.00	39.48	11.24	33.78	35.18	52.12	74.00	21.88	Peak
6	14294.00	41.71	10.92	33.08	33.59	53.14	74.00	20.86	Peak

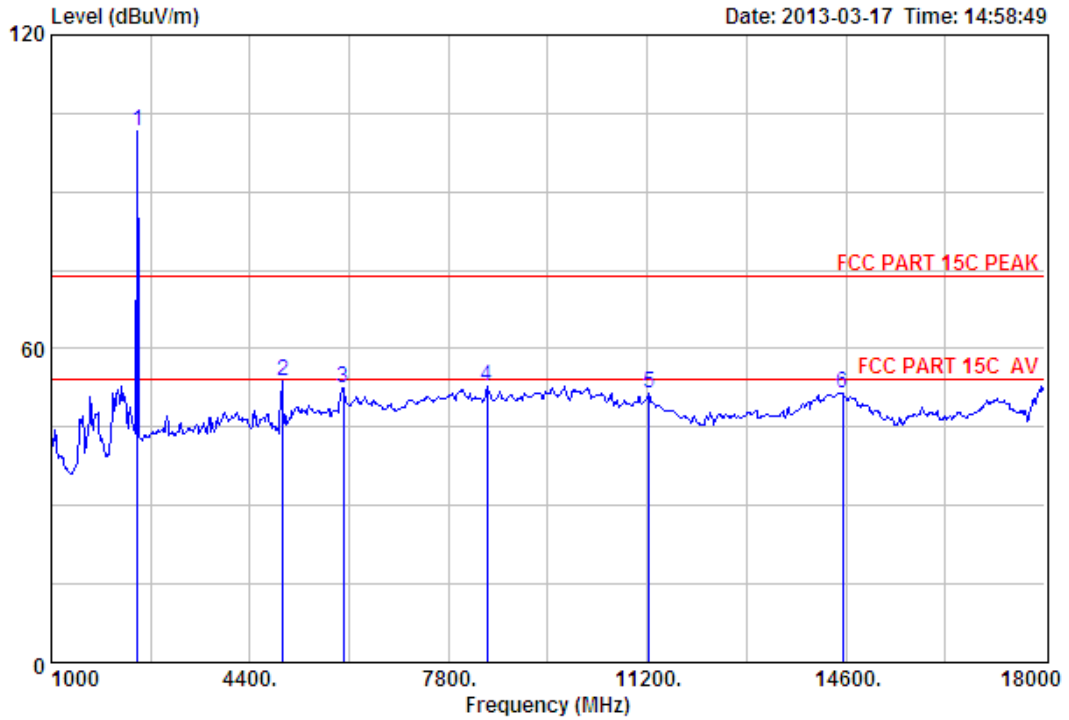
Remarks: 1. Emission Level= Antenna Factor + Cable Loss - Amp Factor + Reading.  
 2. The emission levels that are 20dB below the official limit are not reported.



Site no. : 3m Chamber Data no. : 86  
 Dis. / Ant. : 3m ANT 1-18G Ant. pol. : VERTICAL  
 Limit : FCC PART 15C PEAK  
 Env. / Ins. : Temp:25.6';Humi:56%;Press:101.52kPa  
 Engineer : Tony  
 EUT : ACTIVE STUDIO MONITERS WITH BLUETOOTH  
 Power : AC 120V/60Hz  
 M/N : Media one BT3  
 Test Mode : GFSK TX 2441MHz

	Freq.	Ant. Factor	Cable Loss	Amp Factor	Reading	Emission Level	Limits	Margin	Remark
	(MHz)	(dB/m)	(dB)	(dB)	(dBuV)	(dBuV/m)	(dBuV/m)	(dB)	
1	2441.00	27.60	6.67	34.12	100.63	100.78	74.00	-26.78	Peak
2	4882.00	31.37	12.07	31.90	40.82	52.36	74.00	21.64	Peak
3	5998.00	32.77	12.12	32.25	38.29	50.93	74.00	23.07	Peak
4	8684.00	37.32	11.45	32.43	35.78	52.12	74.00	21.88	Peak
5	10843.00	39.35	11.30	33.36	33.90	51.19	74.00	22.81	Peak
6	14549.00	41.77	10.92	33.26	33.57	53.00	74.00	21.00	Peak

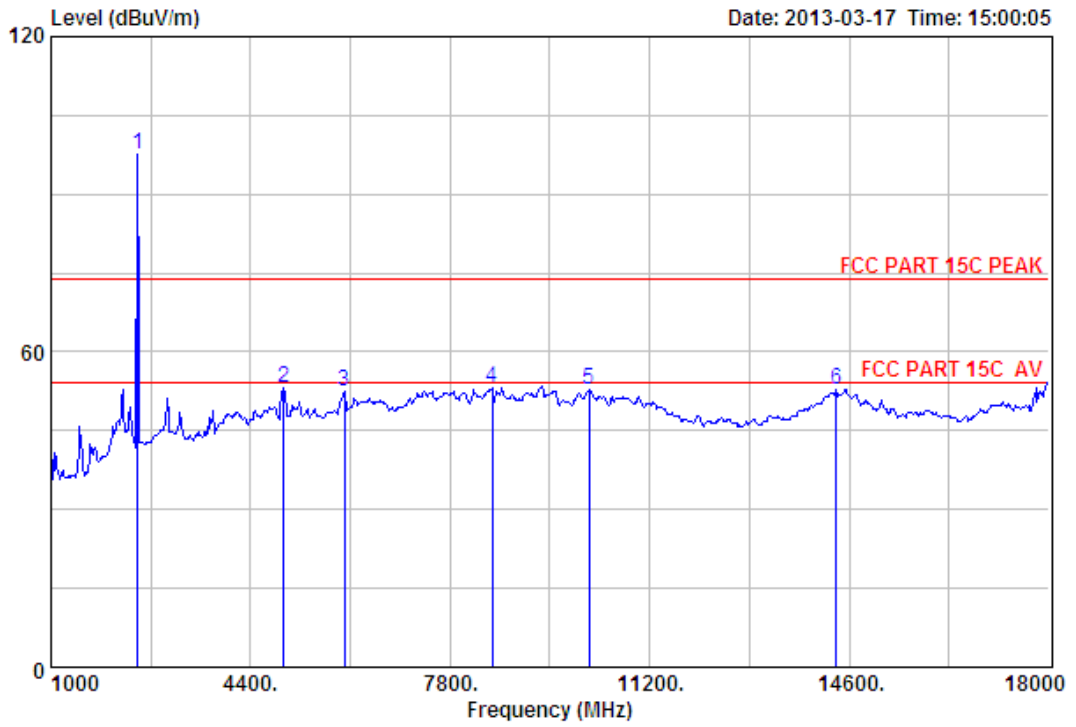
Remarks: 1. Emission Level= Antenna Factor + Cable Loss - Amp Factor + Reading.  
 2. The emission levels that are 20dB below the official limit are not reported.



Site no. : 3m Chamber Data no. : 87  
 Dis. / Ant. : 3m ANT 1-18G Ant. pol. : VERTICAL  
 Limit : FCC PART 15C PEAK  
 Env. / Ins. : Temp:25.6';Humi:56%;Press:101.52kPa  
 Engineer : Tony  
 EUT : ACTIVE STUDIO MONITERS WITH BLUETOOTH  
 Power : AC 120V/60Hz  
 M/N : Media one BT3  
 Test Mode : GFSK TX 2480MHz

	Freq.	Ant.	Cable	Amp	Emission				
	(MHz)	Factor	Loss	Factor	Reading	Level	Limits	Margin	Remark
		(dB/m)	(dB)	(dB)	(dBUV)	(dBUV/m)	(dBUV/m)	(dB)	
1	2480.00	27.58	6.71	34.03	101.46	101.72	74.00	-27.72	Peak
2	4960.00	31.49	12.44	31.97	41.93	53.89	74.00	20.11	Peak
3	5998.00	32.77	12.12	32.25	39.79	52.43	74.00	21.57	Peak
4	8463.00	36.87	11.45	31.86	36.34	52.80	74.00	21.20	Peak
5	11234.00	39.37	11.12	34.10	35.01	51.40	74.00	22.60	Peak
6	14549.00	41.77	10.92	33.26	32.12	51.55	74.00	22.45	Peak

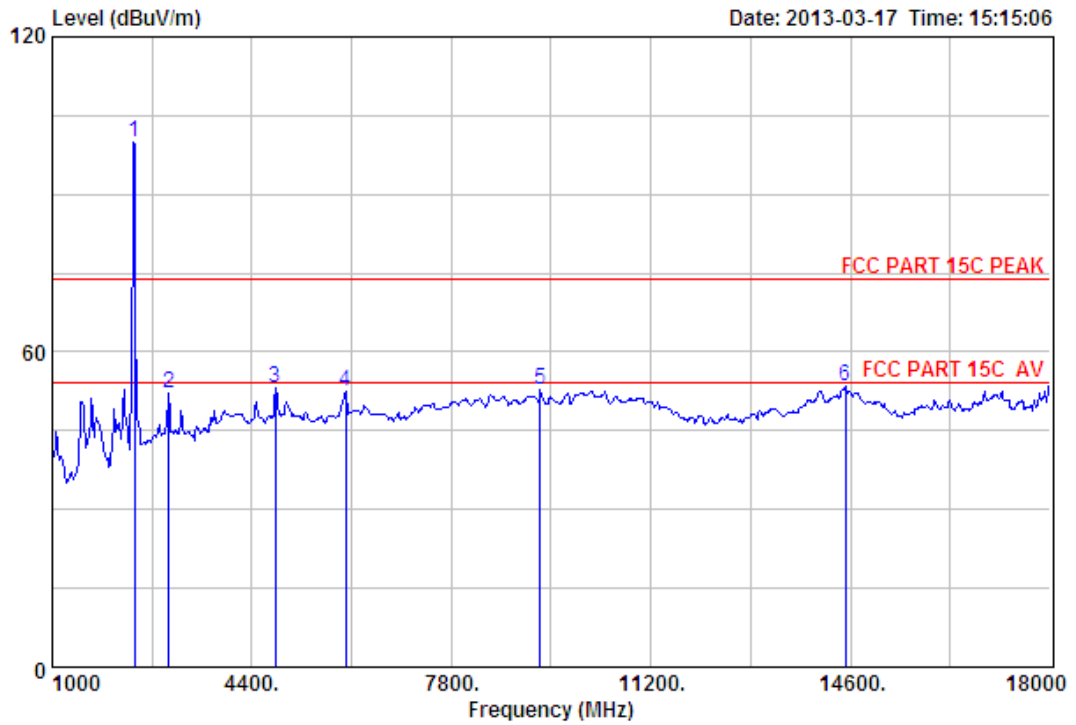
Remarks: 1. Emission Level= Antenna Factor + Cable Loss - Amp Factor + Reading.  
 2. The emission levels that are 20dB below the official limit are not reported.



Site no. : 3m Chamber Data no. : 88  
 Dis. / Ant. : 3m ANT 1-18G Ant. pol. : HORIZONTAL  
 Limit : FCC PART 15C PEAK  
 Env. / Ins. : Temp:25.6';Humi:56%;Press:101.52kPa  
 Engineer : Tony  
 EUT : ACTIVE STUDIO MONITERS WITH BLUETOOTH  
 Power : AC 120V/60Hz  
 M/N : Media one BT3  
 Test Mode : GFSK TX 2480MHz

	Ant.	Cable	Amp	Emission					
Freq. (MHz)	Factor (dB/m)	Loss (dB)	Factor (dB)	Reading (dBuV)	Level (dBuV/m)	Limits (dBuV/m)	Margin (dB)	Remark	
1	27.58	6.71	34.03	97.21	97.47	74.00	-23.47	Peak	
2	31.49	12.44	31.97	41.23	53.19	74.00	20.81	Peak	
3	32.77	12.12	32.25	39.74	52.38	74.00	21.62	Peak	
4	36.96	11.45	31.91	36.73	53.23	74.00	20.77	Peak	
5	38.39	11.50	32.08	35.02	52.83	74.00	21.17	Peak	
6	41.77	10.92	32.88	33.14	52.95	74.00	21.05	Peak	

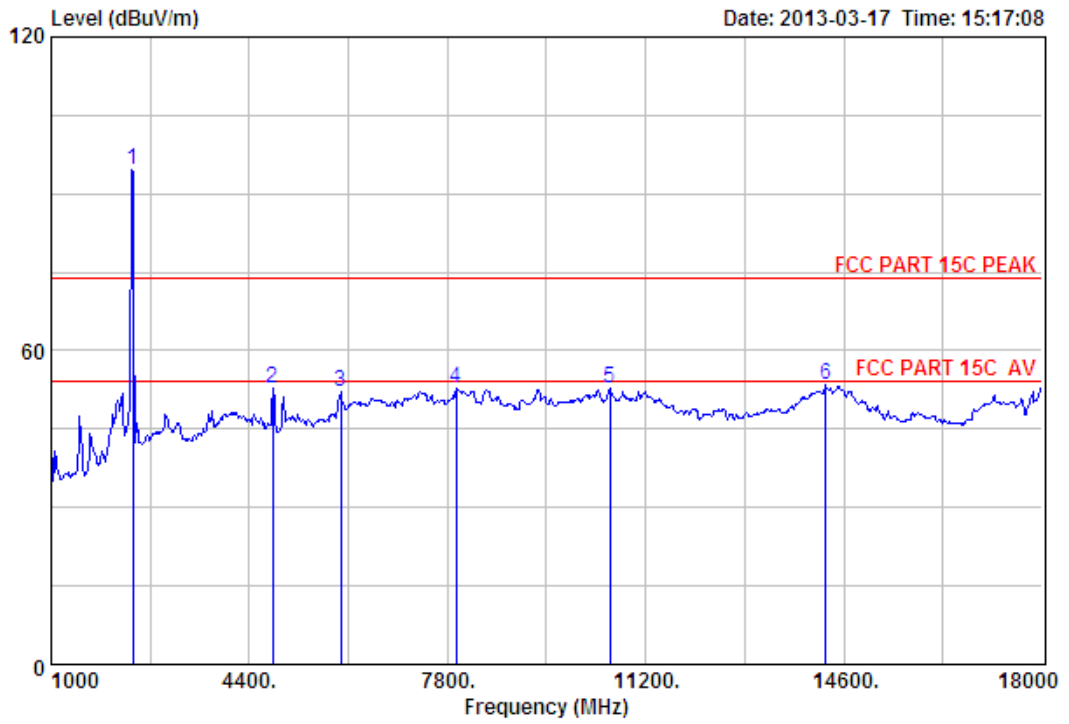
Remarks: 1. Emission Level= Antenna Factor + Cable Loss - Amp Factor + Reading.  
 2. The emission levels that are 20dB below the official limit are not reported.



Site no. : 3m Chamber Data no. : 97  
 Dis. / Ant. : 3m ANT 1-18G Ant. pol. : VERTICAL  
 Limit : FCC PART 15C PEAK  
 Env. / Ins. : Temp:25.6';Humi:56%;Press:101.52kPa  
 Engineer : Tony  
 EUT : ACTIVE STUDIO MONITERS WITH BLUETOOTH  
 Power : AC 120V/60Hz  
 M/N : Media one BT3  
 Test Mode : 8-DPSK TX 2402MHz

	Freq.	Ant.	Cable	Amp	Emission				
	(MHz)	Factor	Loss	Factor	Reading	Level	Limits	Margin	Remark
		(dB/m)	(dB)	(dB)	(dBuV)	(dBuV/m)	(dBuV/m)	(dB)	
1	2402.00	27.61	6.62	34.18	99.93	99.98	74.00	-25.98	Peak
2	2989.00	28.19	8.97	33.58	48.73	52.31	74.00	21.69	Peak
3	4804.00	31.25	11.77	31.81	42.05	53.26	74.00	20.74	Peak
4	5998.00	32.77	12.12	32.25	39.79	52.43	74.00	21.57	Peak
5	9313.00	37.94	11.62	32.15	35.25	52.66	74.00	21.34	Peak
6	14515.00	41.89	10.93	33.14	33.66	53.34	74.00	20.66	Peak

Remarks: 1. Emission Level= Antenna Factor + Cable Loss - Amp Factor + Reading.  
 2. The emission levels that are 20dB below the official limit are not reported.

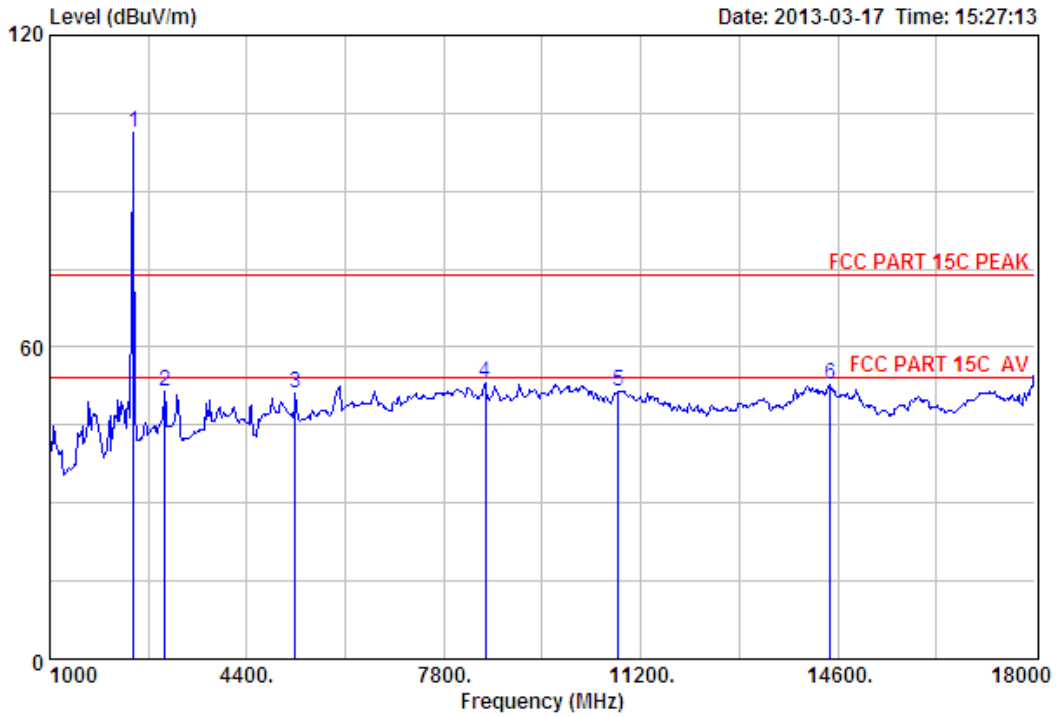


Site no. : 3m Chamber Data no. : 98  
 Dis. / Ant. : 3m ANT 1-18G Ant. pol. : HORIZONTAL  
 Limit : FCC PART 15C PEAK  
 Env. / Ins. : Temp:25.6';Humi:56%;Press:101.52kPa  
 Engineer : Tony  
 EUT : ACTIVE STUDIO MONITERS WITH BLUETOOTH  
 Power : AC 120V/60Hz  
 M/N : Media one BT3  
 Test Mode : 8-DPSK TX 2402MHz

	Freq. (MHz)	Ant. Factor (dB/m)	Cable Loss (dB)	Amp Factor (dB)	Reading (dBuV)	Emission Level (dBuV/m)	Limits (dBuV/m)	Margin (dB)	Remark
1	2402.00	27.61	6.62	34.18	94.46	94.51	74.00	-20.51	Peak
2	4804.00	31.25	11.77	31.81	41.47	52.68	74.00	21.32	Peak
3	5964.00	32.70	12.11	32.28	39.76	52.29	74.00	21.71	Peak
4	7953.00	36.91	11.42	31.26	35.67	52.74	74.00	21.26	Peak
5	10588.00	39.07	11.31	32.88	35.15	52.65	74.00	21.35	Peak
6	14294.00	41.71	10.92	33.08	33.84	53.39	74.00	20.61	Peak

Remarks: 1. Emission Level= Antenna Factor + Cable Loss - Amp Factor + Reading.  
 2. The emission levels that are 20dB below the official limit are not reported.

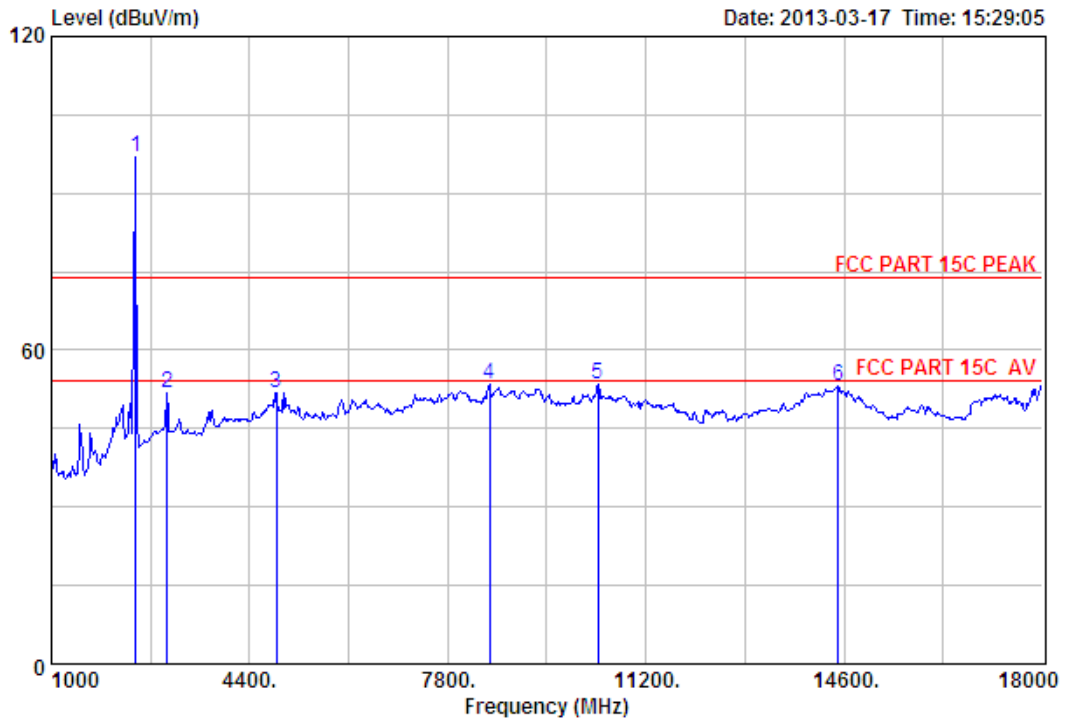




Site no. : 3m Chamber Data no. : 101  
 Dis. / Ant. : 3m ANT 1-18G Ant. pol. : VERTICAL  
 Limit : FCC PART 15C PEAK  
 Env. / Ins. : Temp:25.6';Humi:56%;Press:101.52kPa  
 Engineer : Tony  
 EUT : ACTIVE STUDIO MONITERS WITH BLUETOOTH  
 Power : AC 120V/60Hz  
 M/N : Media one BT3  
 Test Mode : 8-DPSK TX 2441MHz

	Freq. (MHz)	Ant. Factor (dB/m)	Cable Loss (dB)	Amp Factor (dB)	Reading (dBuV)	Emission Level (dBuV/m)	Limits (dBuV/m)	Margin (dB)	Remark
1	2441.00	27.60	6.67	34.12	101.14	101.29	74.00	-27.29	Peak
2	2989.00	28.19	8.97	33.58	47.76	51.34	74.00	22.66	Peak
3	5233.00	31.68	12.31	32.18	39.22	51.03	74.00	22.97	Peak
4	8514.00	36.96	11.45	31.91	36.65	53.15	74.00	20.85	Peak
5	10809.00	39.31	11.30	33.30	34.22	51.53	74.00	22.47	Peak
6	14464.00	41.85	10.93	32.96	32.86	52.68	74.00	21.32	Peak

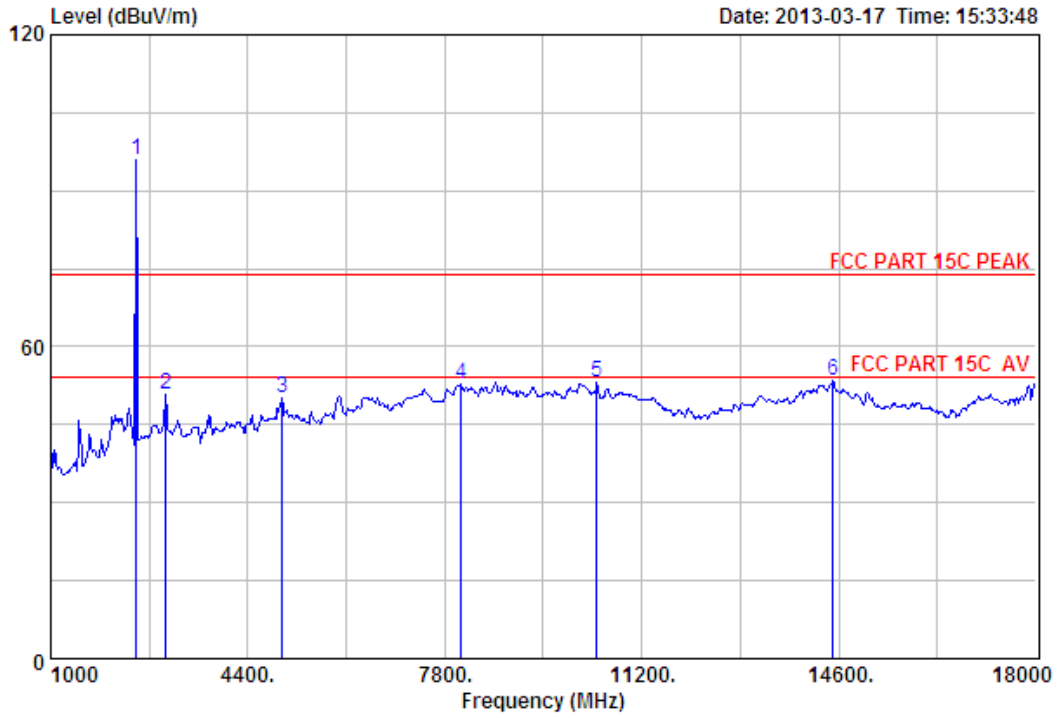
Remarks: 1. Emission Level= Antenna Factor + Cable Loss - Amp Factor + Reading.  
 2. The emission levels that are 20dB below the official limit are not reported.



Site no. : 3m Chamber Data no. : 102  
 Dis. / Ant. : 3m ANT 1-18G Ant. pol. : HORIZONTAL  
 Limit : FCC PART 15C PEAK  
 Env. / Ins. : Temp:25.6';Humi:56%;Press:101.52kPa  
 Engineer : Tony  
 EUT : ACTIVE STUDIO MONITERS WITH BLUETOOTH  
 Power : AC 120V/60Hz  
 M/N : Media one BT3  
 Test Mode : 8-DPSK TX 2441MHz

	Freq. (MHz)	Ant. Factor (dB/m)	Cable Loss (dB)	Amp Factor (dB)	Reading Level (dBuV)	Emission Level (dBuV/m)	Limits (dBuV/m)	Margin (dB)	Remark
1	2441.00	27.60	6.67	34.12	96.95	97.10	74.00	-23.10	Peak
2	2989.00	28.19	8.97	33.58	48.13	51.71	74.00	22.29	Peak
3	4859.00	31.34	11.99	31.88	40.32	51.77	74.00	22.23	Peak
4	8514.00	36.96	11.45	31.91	36.89	53.39	74.00	20.61	Peak
5	10384.00	38.77	11.38	32.50	35.77	53.42	74.00	20.58	Peak
6	14498.00	41.88	10.93	33.08	33.57	53.30	74.00	20.70	Peak

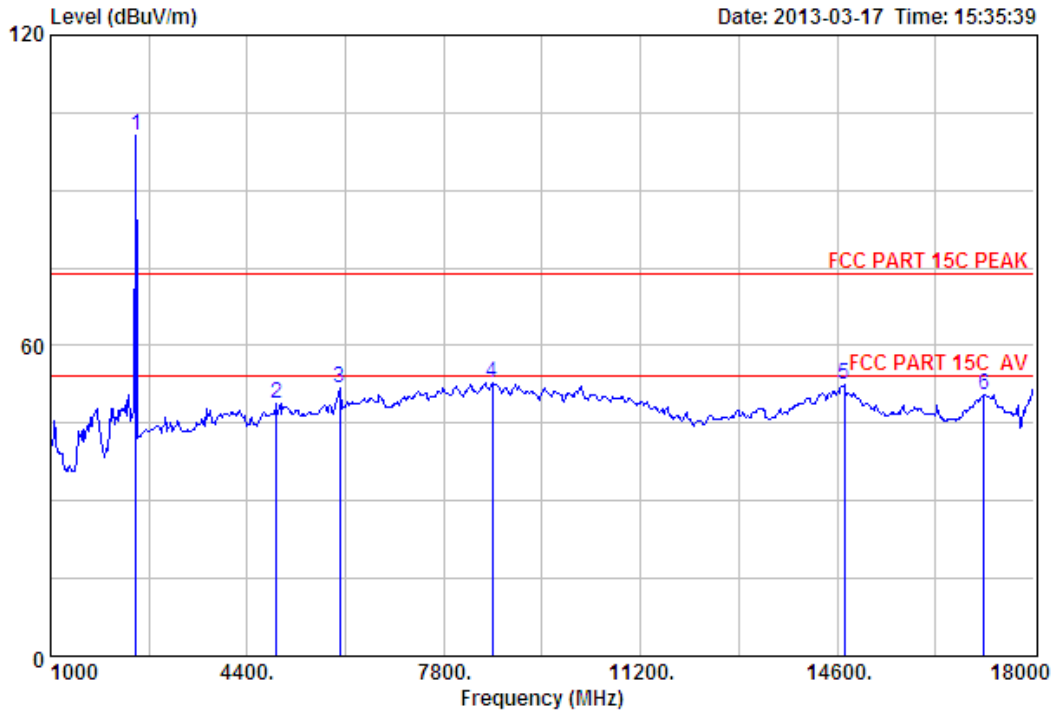
Remarks: 1. Emission Level= Antenna Factor + Cable Loss - Amp Factor + Reading.  
 2. The emission levels that are 20dB below the official limit are not reported.



Site no. : 3m Chamber Data no. : 103  
 Dis. / Ant. : 3m ANT 1-18G Ant. pol. : HORIZONTAL  
 Limit : FCC PART 15C PEAK  
 Env. / Ins. : Temp:25.6°;Humi:56%;Press:101.52kPa  
 Engineer : Tony  
 EUT : ACTIVE STUDIO MONITERS WITH BLUETOOTH  
 Power : AC 120V/60Hz  
 M/N : Media one BT3  
 Test Mode : 8-DPSK TX 2480MHz

	Freq. (MHz)	Ant. Factor (dB/m)	Cable Loss (dB)	Amp Factor (dB)	Reading (dBUV)	Emission Level (dBUV/m)	Limits (dBUV/m)	Margin (dB)	Remark
1	2480.00	27.58	6.71	34.03	95.79	96.05	74.00	-22.05	Peak
2	2989.00	28.19	8.97	33.58	47.08	50.66	74.00	23.34	Peak
3	4995.00	31.54	12.59	32.00	38.02	50.15	74.00	23.85	Peak
4	8089.00	36.85	11.41	31.37	35.76	52.65	74.00	21.35	Peak
5	10418.00	38.83	11.36	32.56	35.50	53.13	74.00	20.87	Peak
6	14498.00	41.88	10.93	33.08	33.86	53.59	74.00	20.41	Peak

Remarks: 1. Emission Level= Antenna Factor + Cable Loss - Amp Factor + Reading.  
 2. The emission levels that are 20dB below the official limit are not reported.

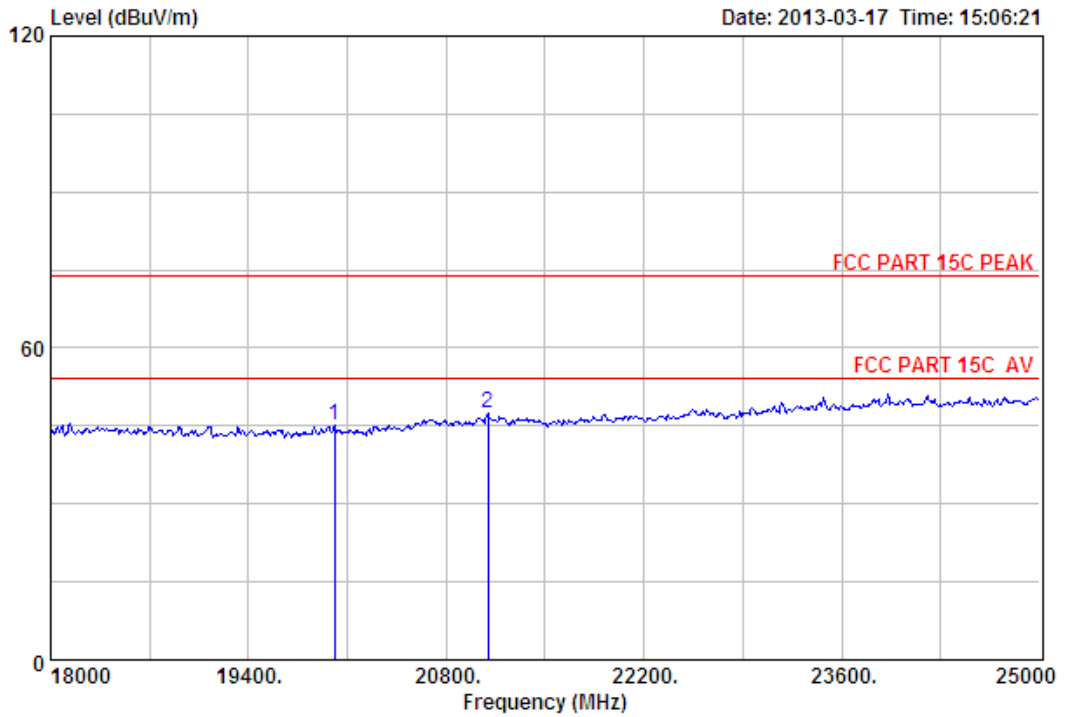


Site no. : 3m Chamber Data no. : 104  
 Dis. / Ant. : 3m ANT 1-18G Ant. pol. : VERTICAL  
 Limit : FCC PART 15C PEAK  
 Env. / Ins. : Temp:25.6';Humi:56%;Press:101.52kPa  
 Engineer : Tony  
 EUT : ACTIVE STUDIO MONITERS WITH BLUETOOTH  
 Power : AC 120V/60Hz  
 M/N : Media one BT3  
 Test Mode : 8-DPSK TX 2480MHz

	Freq. (MHz)	Ant. Factor (dB/m)	Cable Loss (dB)	Amp Factor (dB)	Reading (dBuV)	Emission Level (dBuV/m)	Limits (dBuV/m)	Margin (dB)	Remark
1	2480.00	27.58	6.71	34.03	100.42	100.68	74.00	-26.68	Peak
2	4910.00	31.42	12.22	31.93	37.13	48.84	74.00	25.16	Peak
3	5998.00	32.77	12.12	32.25	39.22	51.86	74.00	22.14	Peak
4	8633.00	37.24	11.45	32.31	36.43	52.81	74.00	21.19	Peak
5	14719.00	41.18	10.90	33.85	34.15	52.38	74.00	21.62	Peak
6	17133.00	40.26	10.94	33.03	32.38	50.55	74.00	23.45	Peak

Remarks: 1. Emission Level= Antenna Factor + Cable Loss - Amp Factor + Reading.  
 2. The emission levels that are 20dB below the official limit are not reported.

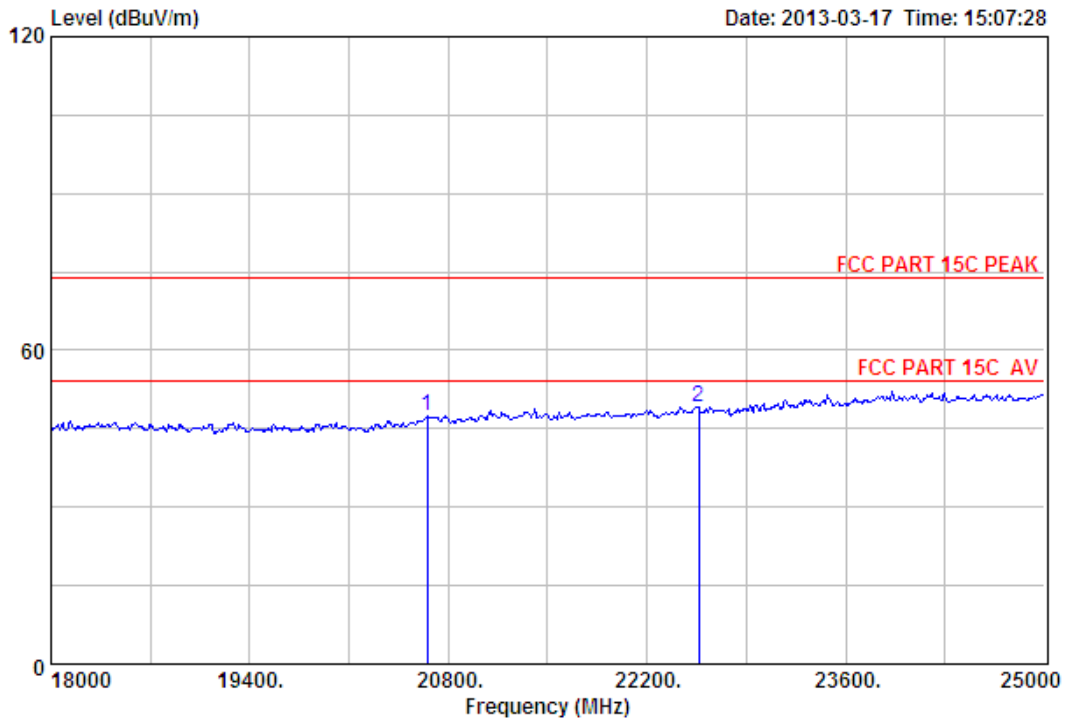
18000MHz – 25000MHz



Site no. : 3m Chamber Data no. : 91  
 Dis. / Ant. : 3m ANT ABOVE 18G Ant. pol. : VERTICAL  
 Limit : FCC PART 15C PEAK  
 Env. / Ins. : Temp:25.6';Humi:56%;Press:101.52kPa  
 Engineer : Tony  
 EUT : ACTIVE STUDIO MONITERS WITH BLUETOOTH  
 Power : AC 120V/60Hz  
 M/N : Media one BT3  
 Test Mode : GFSK TX 2402MHz

	Freq. (MHz)	Ant. Factor (dB/m)	Cable Loss (dB)	Amp Factor (dB)	Reading (dBUV)	Emission Level (dBUV/m)	Limits (dBUV/m)	Margin (dB)	Remark
1	20009.00	46.10	19.68	36.70	16.02	45.10	74.00	28.90	Peak
2	21094.00	46.23	20.17	35.71	16.63	47.32	74.00	26.68	Peak

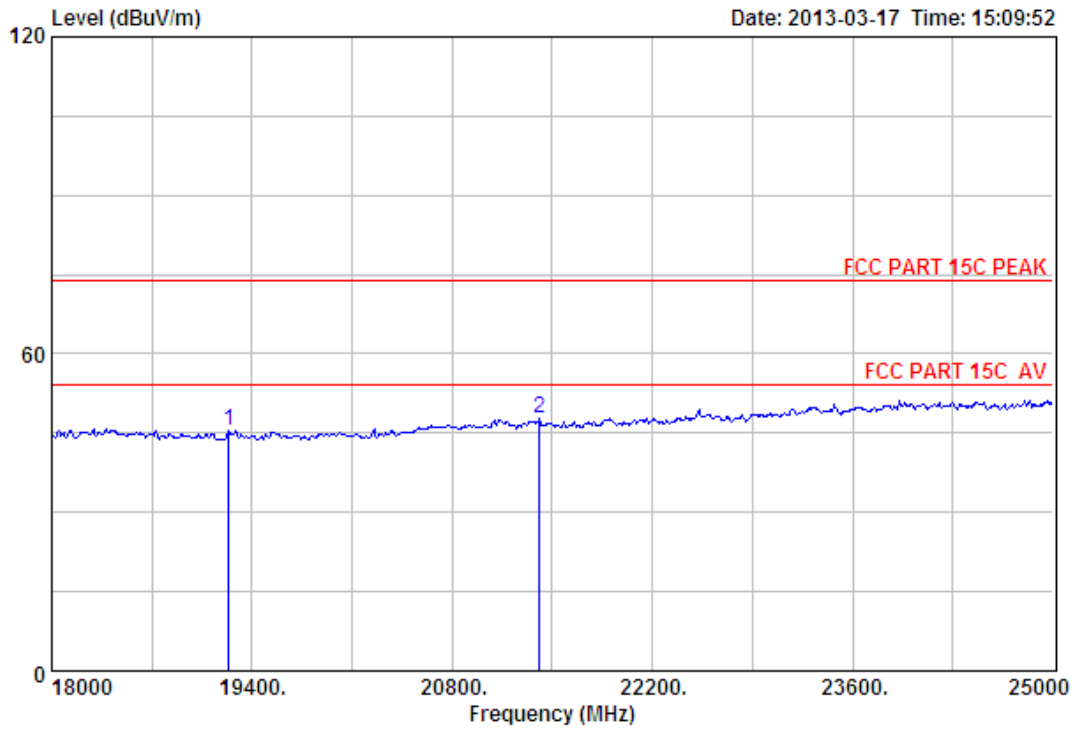
Remarks: 1. Emission Level= Antenna Factor + Cable Loss - Amp Factor + Reading.  
 2. The emission levels that are 20dB below the official limit are not reported.



Site no. : 3m Chamber Data no. : 92  
 Dis. / Ant. : 3m ANT ABVOE 18G Ant. pol. : HORIZONTAL  
 Limit : FCC PART 15C PEAK  
 Env. / Ins. : Temp:25.6';Humi:56%;Press:101.52kPa  
 Engineer : Tony  
 EUT : ACTIVE STUDIO MONITERS WITH BLUETOOTH  
 Power : AC 120V/60Hz  
 M/N : Media one BT3  
 Test Mode : GFSK TX 2402MHz

	Freq.	Ant. Factor	Cable Loss	Amp Factor	Reading	Emission Level	Limits	Margin	Remark
	(MHz)	(dB/m)	(dB)	(dB)	(dBuV)	(dBuV/m)	(dBuV/m)	(dB)	
1	20653.00	46.10	19.98	36.12	17.42	47.38	74.00	26.62	Peak
2	22564.00	45.78	20.89	34.30	16.85	49.22	74.00	24.78	Peak

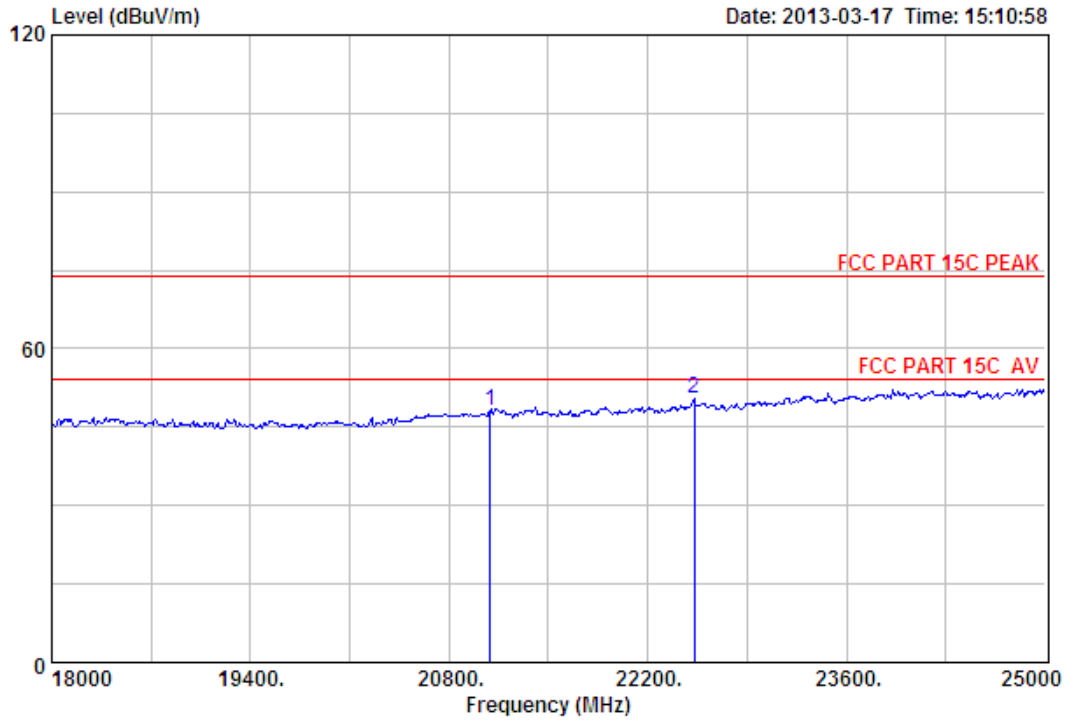
Remarks: 1. Emission Level= Antenna Factor + Cable Loss - Amp Factor + Reading.  
 2. The emission levels that are 20dB below the official limit are not reported.



Site no. : 3m Chamber Data no. : 93  
 Dis. / Ant. : 3m ANT ABOVE 18G Ant. pol. : HORIZONTAL  
 Limit : FCC PART 15C PEAK  
 Env. / Ins. : Temp:25.6';Humi:56%;Press:101.52kPa  
 Engineer : Tony  
 EUT : ACTIVE STUDIO MONITERS WITH BLUETOOTH  
 Power : AC 120V/60Hz  
 M/N : Media one BT3  
 Test Mode : GFSK TX 2441MHz

	Ant.	Cable	Amp	Emission					
Freq.	Factor	Loss	Factor	Reading	Level	Limits	Margin	Remark	
(MHz)	(dB/m)	(dB)	(dB)	(dBuV)	(dBuV/m)	(dBuV/m)	(dB)		
1 19239.00	45.64	18.82	36.06	17.13	45.53	74.00	28.47	Peak	
2 21409.00	46.05	20.31	35.44	16.75	47.67	74.00	26.33	Peak	

Remarks: 1. Emission Level= Antenna Factor + Cable Loss - Amp Factor + Reading.  
 2. The emission levels that are 20dB below the official limit are not reported.

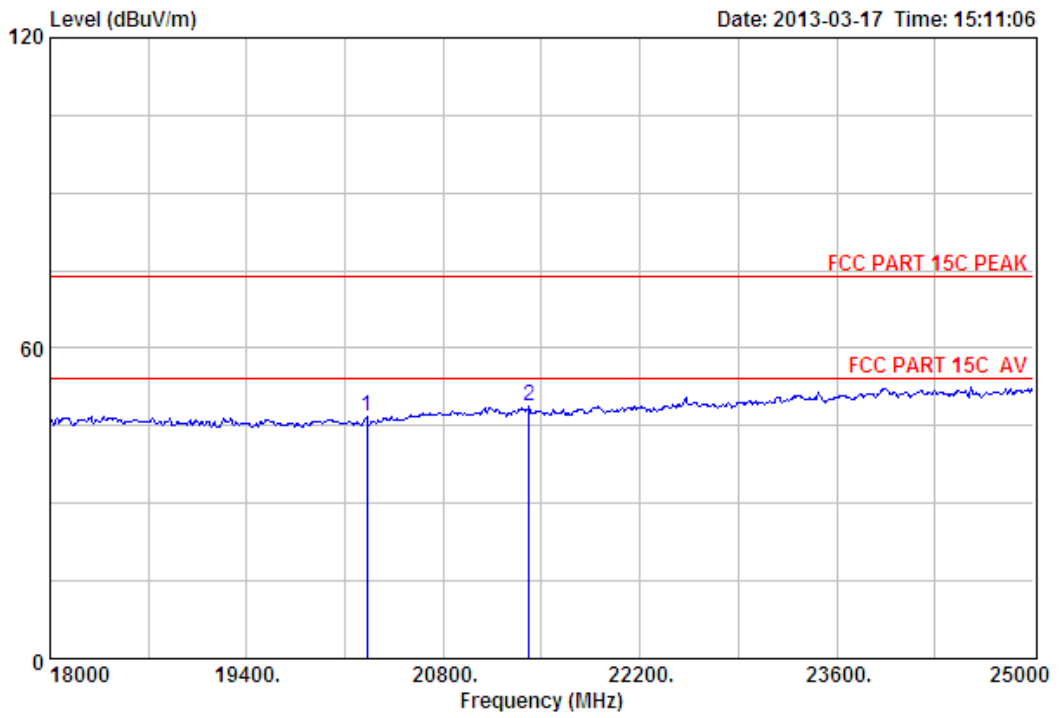


Site no. : 3m Chamber Data no. : 94  
 Dis. / Ant. : 3m ANT ABOVE 18G Ant. pol. : VERTICAL  
 Limit : FCC PART 15C PEAK  
 Env. / Ins. : Temp:25.6';Humi:56%;Press:101.52kPa  
 Engineer : Tony  
 EUT : ACTIVE STUDIO MONITERS WITH BLUETOOTH  
 Power : AC 120V/60Hz  
 M/N : Media one BT3  
 Test Mode : GFSK TX 2441MHz

	Freq.	Ant.	Cable	Amp	Emission				Remark
	(MHz)	Factor	Loss	Factor	Reading	Level	Limits	Margin	
		(dB/m)	(dB)	(dB)	(dBuV)	(dBuV/m)	(dBuV/m)	(dB)	
1	21087.00	46.25	20.17	35.73	17.28	47.97	74.00	26.03	Peak
2	22529.00	45.79	20.87	34.35	18.04	50.35	74.00	23.65	Peak

Remarks: 1. Emission Level= Antenna Factor + Cable Loss - Amp Factor + Reading.  
 2. The emission levels that are 20dB below the official limit are not reported.

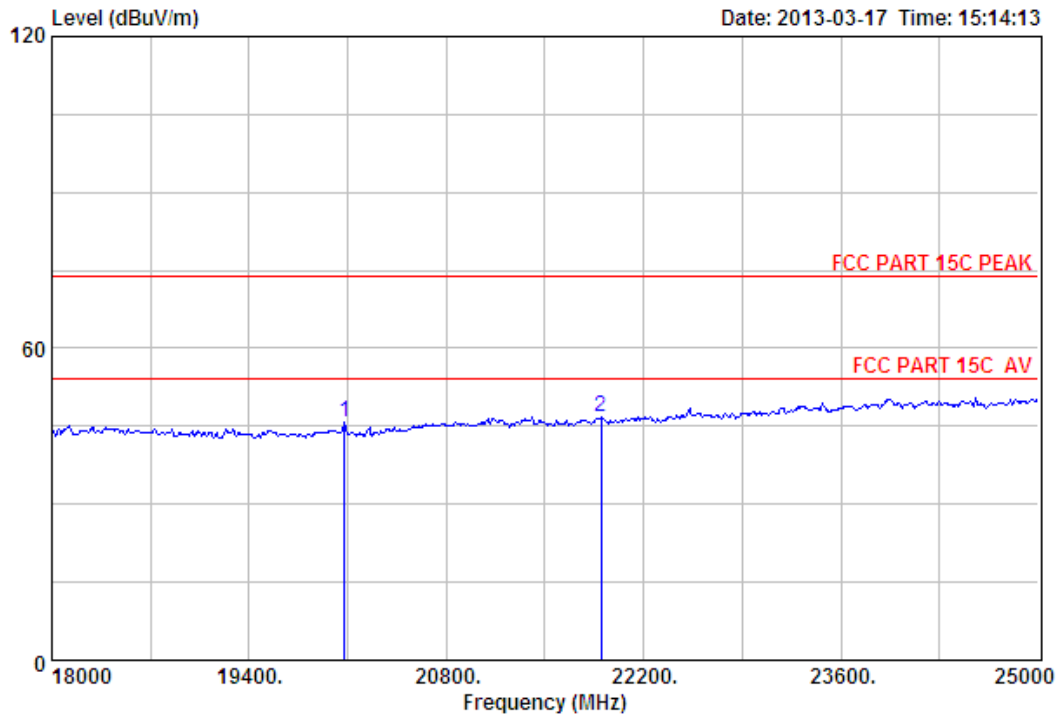




Site no. : 3m Chamber Data no. : 95  
 Dis. / Ant. : 3m ANT ABOVE 18G Ant. pol. : VERTICAL  
 Limit : FCC PART 15C PEAK  
 Env. / Ins. : Temp:25.6';Humi:56%;Press:101.52kPa  
 Engineer : Tony  
 EUT : ACTIVE STUDIO MONITERS WITH BLUETOOTH  
 Power : AC 120V/60Hz  
 M/N : Media one BT3  
 Test Mode : GFSK TX 2480MHz

Freq. (MHz)	Ant. Factor (dB/m)	Cable Loss (dB)	Amp Factor (dB)	Emission		Limits (dBuV/m)	Margin (dB)	Remark
				Reading (dBuV)	Level (dBuV/m)			
1 20254.00	46.05	19.79	36.48	17.33	46.69	74.00	27.31	Peak
2 21409.00	46.05	20.31	35.44	17.75	48.67	74.00	25.33	Peak

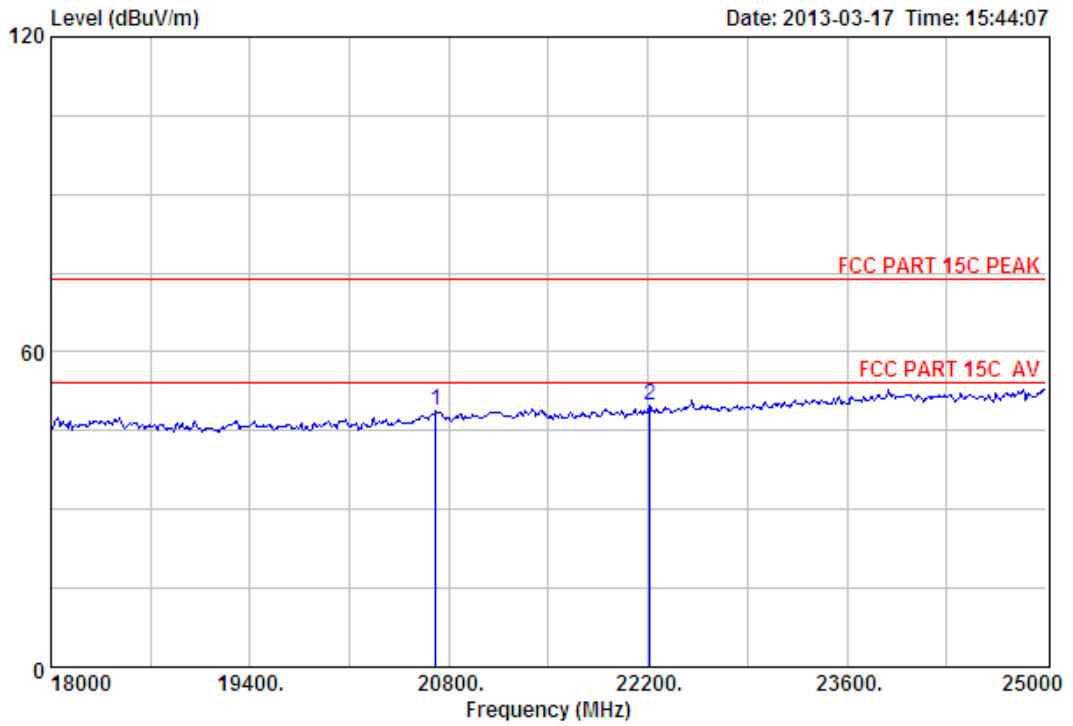
Remarks: 1. Emission Level= Antenna Factor + Cable Loss - Amp Factor + Reading.  
 2. The emission levels that are 20dB below the official limit are not reported.



Site no. : 3m Chamber Data no. : 96  
 Dis. / Ant. : 3m ANT ABVOE 18G Ant. pol. : HORIZONTAL  
 Limit : FCC PART 15C PEAK  
 Env. / Ins. : Temp:25.6';Humi:56%;Press:101.52kPa  
 Engineer : Tony  
 EUT : ACTIVE STUDIO MONITERS WITH BLUETOOTH  
 Power : AC 120V/60Hz  
 M/N : Media one BT3  
 Test Mode : GFSK TX 2480MHz

Freq. (MHz)	Ant. Factor (dB/m)	Cable Loss (dB)	Amp Factor (dB)	Reading (dBuV)	Emission		Margin (dB)	Remark	
					Level (dBuV/m)	Limits (dBuV/m)			
1	20079.00	46.09	19.72	36.63	16.63	45.81	74.00	28.19	Peak
2	21899.00	45.77	20.52	34.99	15.47	46.77	74.00	27.23	Peak

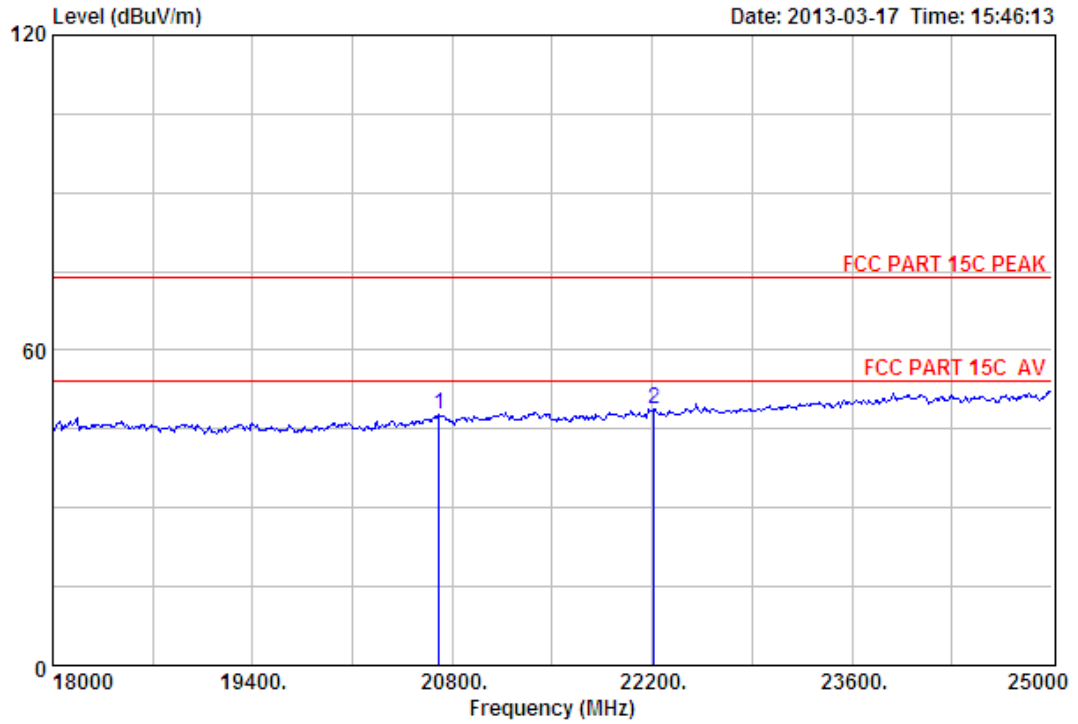
Remarks: 1. Emission Level= Antenna Factor + Cable Loss - Amp Factor + Reading.  
 2. The emission levels that are 20dB below the official limit are not reported.



Site no. : 3m Chamber Data no. : 107  
 Dis. / Ant. : 3m ANT ABOVE 18G Ant. pol. : HORIZONTAL  
 Limit : FCC PART 15C PEAK  
 Env. / Ins. : Temp:25.6';Humi:56%;Press:101.52kPa  
 Engineer : Tony  
 EUT : ACTIVE STUDIO MONITERS WITH BLUETOOTH  
 Power : AC 120V/60Hz  
 M/N : Media one BT3  
 Test Mode : 8-DPSK TX 2402MHz

	Ant.	Cable	Amp	Emission					
Freq.	Factor	Loss	Factor	Reading	Level	Limits	Margin	Remark	
(MHz)	(dB/m)	(dB)	(dB)	(dBUV)	(dBUV/m)	(dBUV/m)	(dB)		
1 20709.00	46.12	20.00	36.07	18.64	48.69	74.00	25.31	Peak	
2 22214.00	45.74	20.69	34.66	18.20	49.97	74.00	24.03	Peak	

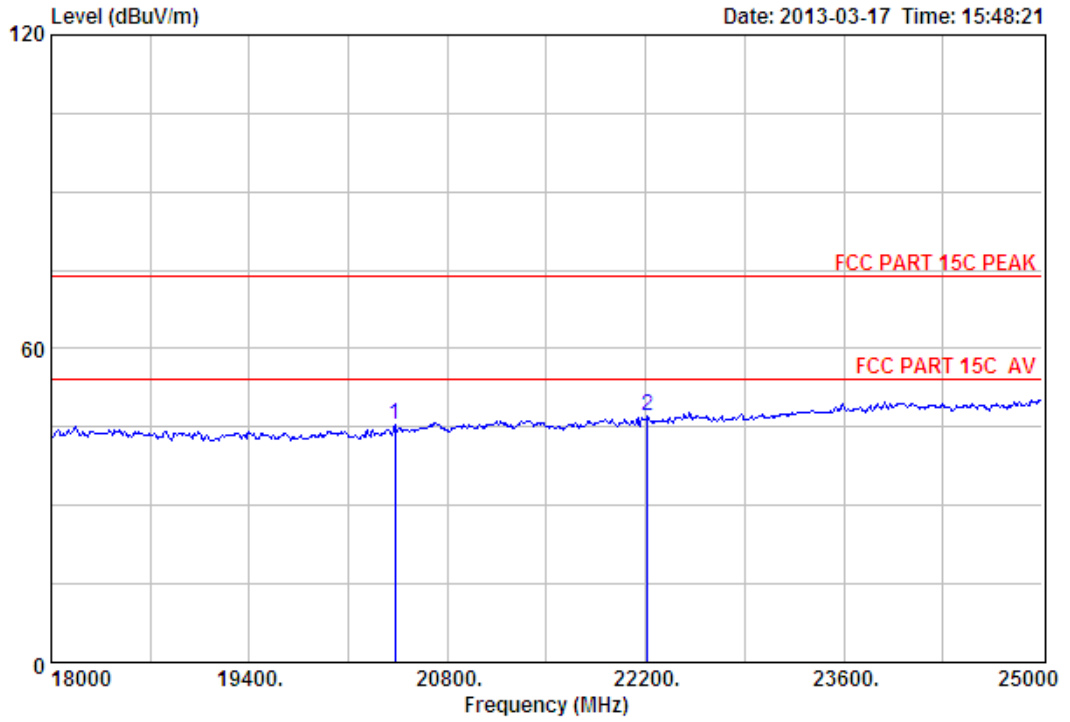
Remarks: 1. Emission Level= Antenna Factor + Cable Loss - Amp Factor + Reading.  
 2. The emission levels that are 20dB below the official limit are not reported.



Site no. : 3m Chamber Data no. : 108  
 Dis. / Ant. : 3m ANT ABOVE 18G Ant. pol. : VERTICAL  
 Limit : FCC PART 15C PEAK  
 Env. / Ins. : Temp:25.6';Humi:56%;Press:101.52kPa  
 Engineer : Tony  
 EUT : ACTIVE STUDIO MONITERS WITH BLUETOOTH  
 Power : AC 120V/60Hz  
 M/N : Media one BT3  
 Test Mode : 8-DPSK TX 2402MHz

	Freq. (MHz)	Ant. Factor (dB/m)	Cable Loss (dB)	Amp Factor (dB)	Reading (dBUV)	Emission Level (dBUV/m)	Limits (dBUV/m)	Margin (dB)	Remark
1	20709.00	46.12	20.00	36.07	17.64	47.69	74.00	26.31	Peak
2	22214.00	45.74	20.69	34.66	17.20	48.97	74.00	25.03	Peak

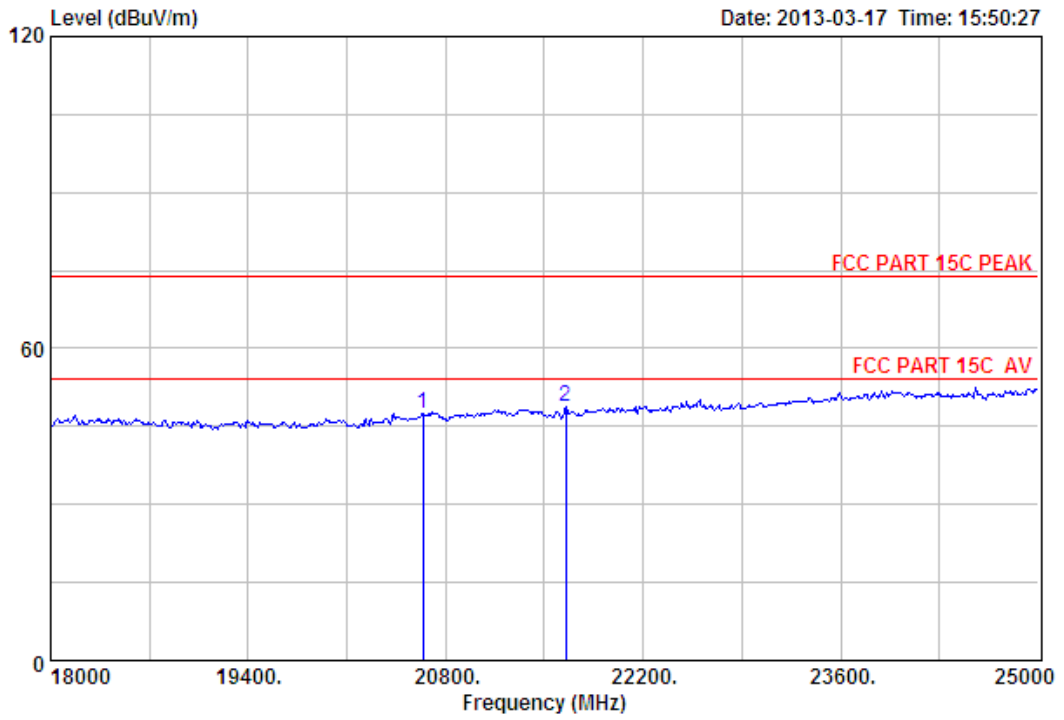
Remarks: 1. Emission Level= Antenna Factor + Cable Loss - Amp Factor + Reading.  
 2. The emission levels that are 20dB below the official limit are not reported.



Site no. : 3m Chamber Data no. : 109  
 Dis. / Ant. : 3m ANT ABOVE 18G Ant. pol. : VERTICAL  
 Limit : FCC PART 15C PEAK  
 Env. / Ins. : Temp:25.6';Humi:56%;Press:101.52kPa  
 Engineer : Tony  
 EUT : ACTIVE STUDIO MONITERS WITH BLUETOOTH  
 Power : AC 120V/60Hz  
 M/N : Media one BT3  
 Test Mode : 8-DPSK TX 2441MHz

	Freq. (MHz)	Ant. Factor (dB/m)	Cable Loss (dB)	Amp Factor (dB)	Reading Level (dBuV)	Emission Level (dBuV/m)	Limits (dBuV/m)	Margin (dB)	Remark
1	20429.00	46.02	19.87	36.32	15.85	45.42	74.00	28.58	Peak
2	22214.00	45.74	20.69	34.66	15.20	46.97	74.00	27.03	Peak

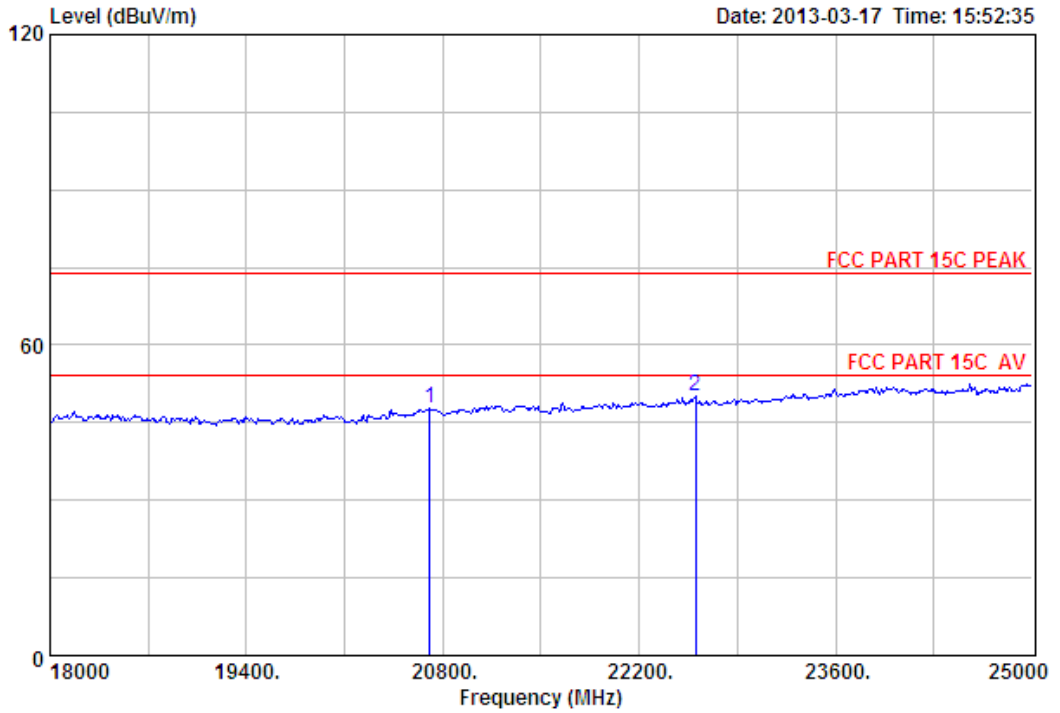
Remarks: 1. Emission Level= Antenna Factor + Cable Loss - Amp Factor + Reading.  
 2. The emission levels that are 20dB below the official limit are not reported.



Site no. : 3m Chamber Data no. : 110  
 Dis. / Ant. : 3m ANT ABOVE 18G Ant. pol. : HORIZONTAL  
 Limit : FCC PART 15C PEAK  
 Env. / Ins. : Temp:25.6';Humi:56%;Press:101.52kPa  
 Engineer : Tony  
 EUT : ACTIVE STUDIO MONITERS WITH BLUETOOTH  
 Power : AC 120V/60Hz  
 M/N : Media one BT3  
 Test Mode : 8-DPSK TX 2441MHz

Freq. (MHz)	Ant. Factor (dB/m)	Cable Loss (dB)	Amp Factor (dB)	Reading (dBuV)	Emission			Remark
					Level (dBuV/m)	Limits (dBuV/m)	Margin (dB)	
1 20639.00	46.08	19.97	36.12	17.68	47.61	74.00	26.39	Peak
2 21654.00	45.91	20.41	35.22	17.67	48.77	74.00	25.23	Peak

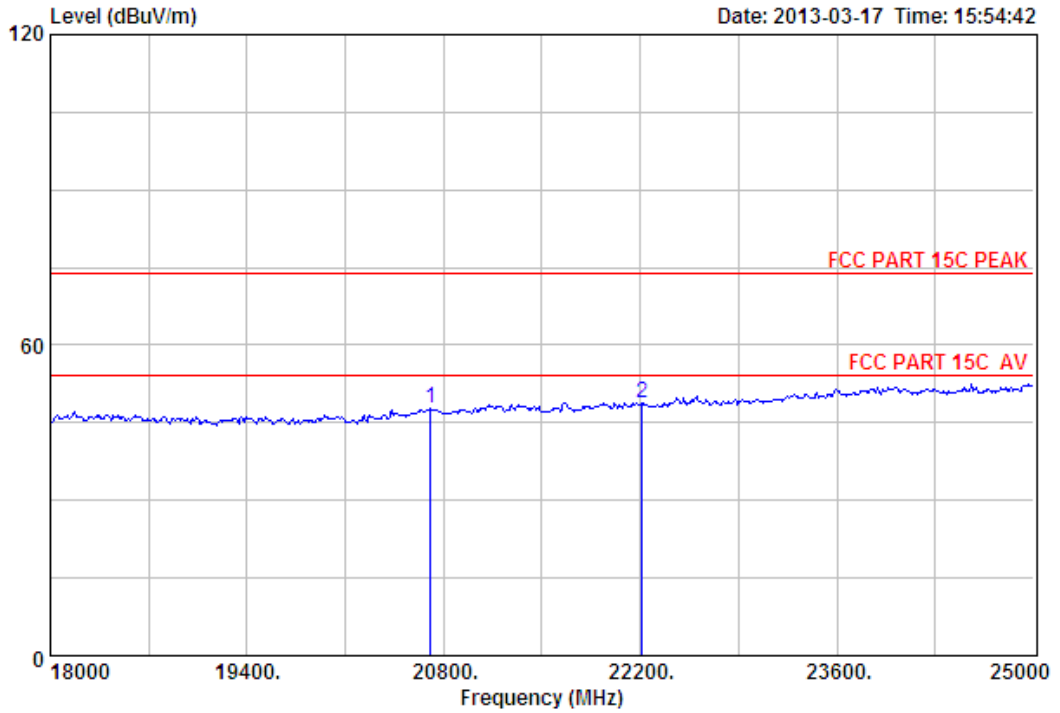
Remarks: 1. Emission Level= Antenna Factor + Cable Loss - Amp Factor + Reading.  
 2. The emission levels that are 20dB below the official limit are not reported.



Site no. : 3m Chamber Data no. : 111  
 Dis. / Ant. : 3m ANT ABOVE 18G Ant. pol. : HORIZONTAL  
 Limit : FCC PART 15C PEAK  
 Env. / Ins. : Temp:25.6';Humi:56%;Press:101.52kPa  
 Engineer : Tony  
 EUT : ACTIVE STUDIO MONITERS WITH BLUETOOTH  
 Power : AC 120V/60Hz  
 M/N : Media one BT3  
 Test Mode : 8-DPSK TX 2480MHz

Freq. (MHz)	Ant. Factor (dB/m)	Cable Loss (dB)	Amp Factor (dB)	Reading (dBuV)	Emission		Margin (dB)	Remark
					Level (dBuV/m)	Limits (dBuV/m)		
1 20709.00	46.12	20.00	36.07	17.64	47.69	74.00	26.31	Peak
2 22599.00	45.76	20.91	34.27	17.75	50.15	74.00	23.85	Peak

Remarks: 1. Emission Level= Antenna Factor + Cable Loss - Amp Factor + Reading.  
 2. The emission levels that are 20dB below the official limit are not reported.



Site no. : 3m Chamber Data no. : 112  
 Dis. / Ant. : 3m ANT ABOVE 18G Ant. pol. : VERTICAL  
 Limit : FCC PART 15C PEAK  
 Env. / Ins. : Temp:25.6';Humi:56%;Press:101.52kPa  
 Engineer : Tony  
 EUT : ACTIVE STUDIO MONITERS WITH BLUETOOTH  
 Power : AC 120V/60Hz  
 M/N : Media one BT3  
 Test Mode : 8-DPSK TX 2480MHz

Freq. (MHz)	Ant. Factor (dB/m)	Cable Loss (dB)	Amp Factor (dB)	Reading (dBuV)	Emission Level (dBuV/m)	Limits (dBuV/m)	Margin (dB)	Remark
1 20709.00	46.12	20.00	36.07	17.64	47.69	74.00	26.31	Peak
2 22214.00	45.74	20.69	34.66	17.20	48.97	74.00	25.03	Peak

Remarks: 1. Emission Level= Antenna Factor + Cable Loss - Amp Factor + Reading.  
 2. The emission levels that are 20dB below the official limit are not reported.

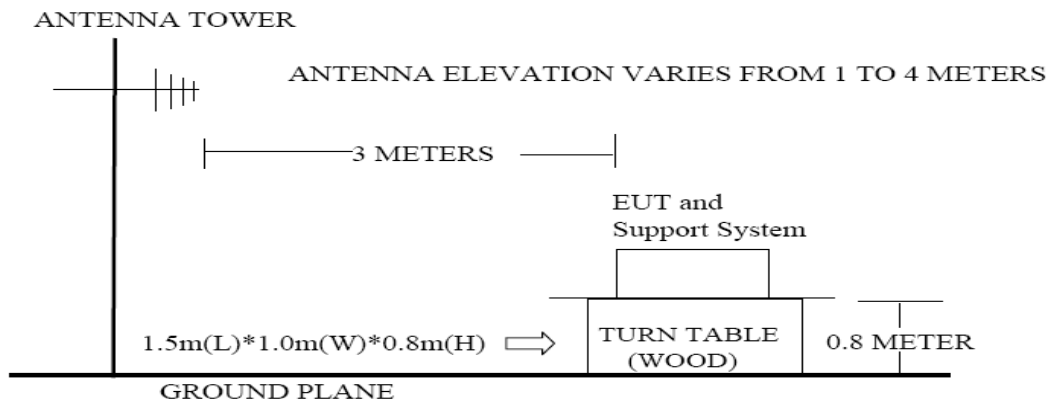


## 9. BAND EDGE COMPLIANCE

### 9.1. Limit

All the lower and upper band-edges emissions appearing within 2310MHz to 2390MHz and 2483.5MHz to 2500MHz restricted frequency bands shall not exceed the limits shown in 15.209, all the other emissions outside operation frequency band 2400MHz to 2483.5MHz shall be at least 20dB below the fundamental emissions, or comply with 15.209 limits.

### 9.2. Block Diagram of Test setup



### 9.3. Test Procedure

EUT was placed on a turn table, which is 0.8 meter high above ground. The turn table can rotate 360 degrees to determine the position of the maximum emission level. Power on the EUT and let it working in test mode, then test it. EUT is set 3 meters away from the receiving antenna, which is mounted on a antenna tower. The antenna can be moved up and down between 1 meter and 4 meters to find out the maximum emission level. Both horizontal and vertical polarization of the antenna are set on test.

Set the spectrum analyzer in the following setting in order to capture the lower and upper band-edges of emissions

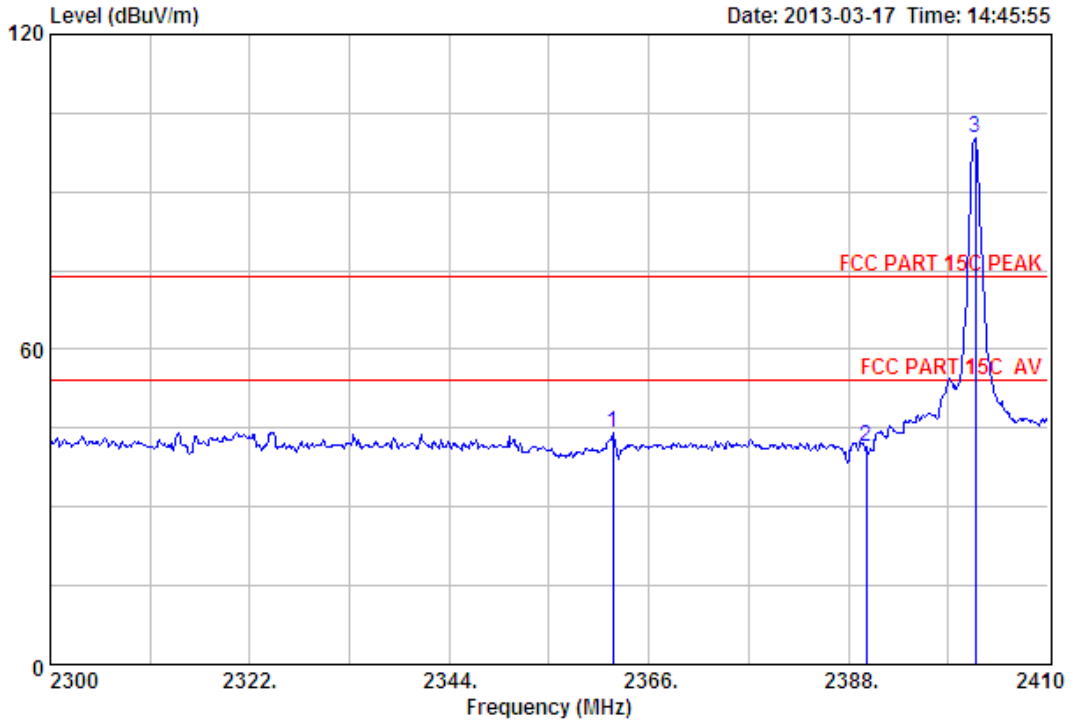
- (a) PEAK: RBW=VBW=1MHz / Sweep=AUTO
- (b) AVERAGE: RBW=1MHz / VBW=10Hz / Sweep=AUTO

### 9.4. Test Result

EUT: ACTIVE STUDIO MONITERS WITH BLUETOOTH
M/N: Media one BT3
Power: AC 120V/60Hz
Test date: 2013-03-17 Test site: 3m Chamber Tested by: Tony Tang
Test mode: Tx Mode
Pass

- Note: 1、 For emissions above 1GHz, if peak level comply with average limit, then the average level is deemed to comply with average limit.
- 2、 The frequency 2402MHz、2441MHz and 2480MHz is fundamental frequency which no limit, the limit on plots is automatically generated by the software, it's not fundamental limit, we can't remove it.

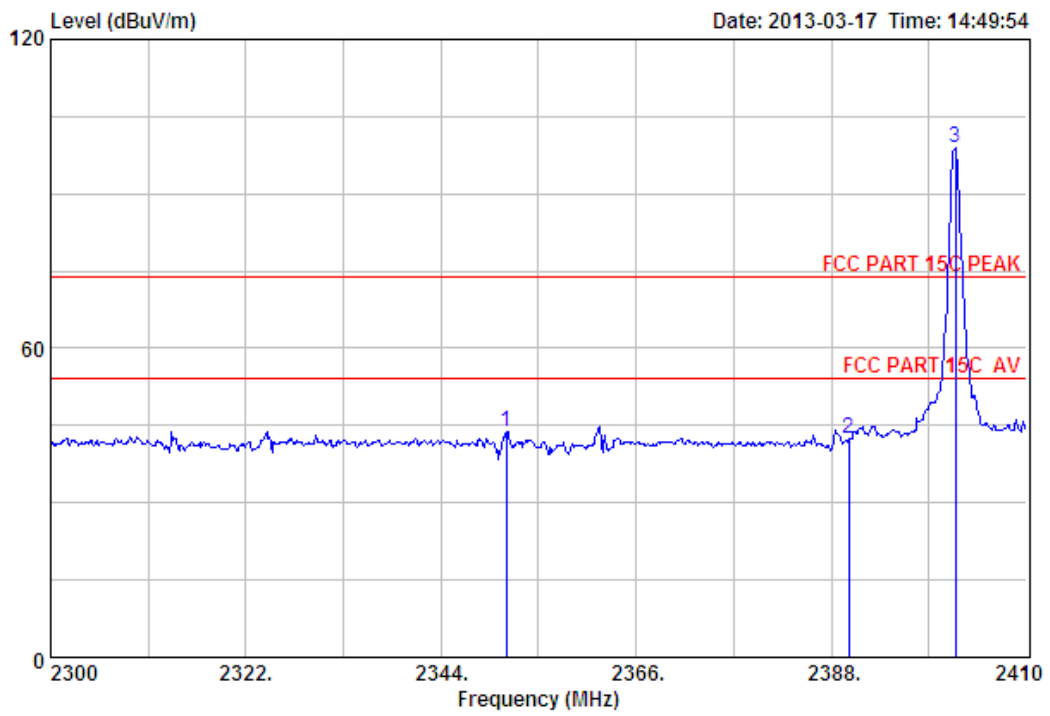
### 9.5. Test Data



Site no. : 3m Chamber Data no. : 83  
 Dis. / Ant. : 3m ANT 1-18G Ant. pol. : VERTICAL  
 Limit : FCC PART 15C PEAK  
 Env. / Ins. : Temp:25.6';Humi:56%;Press:101.52kPa  
 Engineer : Tony  
 EUT : ACTIVE STUDIO MONITERS WITH BLUETOOTH  
 Power : AC 120V/60Hz  
 M/N : Media one BT3  
 Test Mode : GFSK TX 2402MHz

	Freq. (MHz)	Ant. Factor (dB/m)	Cable Loss (dB)	Amp Factor (dB)	Reading (dBuV)	Emission Level (dBuV/m)	Limits (dBuV/m)	Margin (dB)	Remark
1	2362.04	27.67	6.58	34.20	44.12	44.17	74.00	29.83	Peak
2	2390.00	27.64	6.62	34.19	41.30	41.37	74.00	32.63	Peak
3	2401.97	27.61	6.62	34.18	100.16	100.21	74.00	-26.21	Peak

Remarks: 1. Emission Level= Antenna Factor + Cable Loss - Amp Factor + Reading.  
 2. The emission levels that are 20dB below the official limit are not reported.

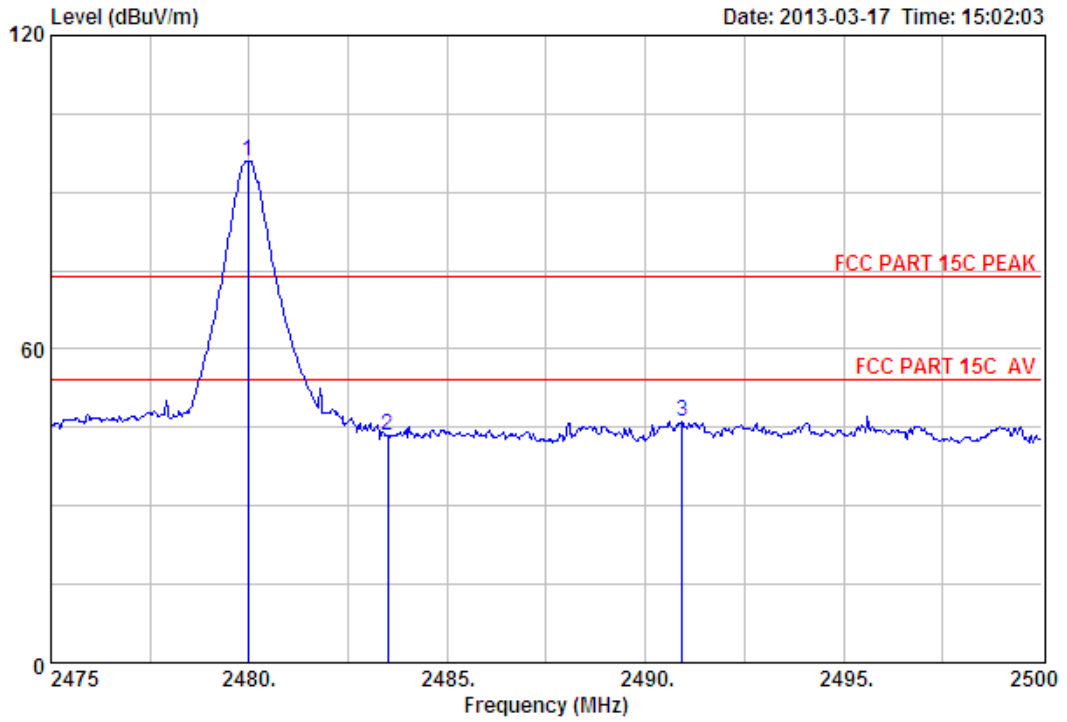


```

Site no.      : 3m Chamber                Data no. : 84
Dis. / Ant.   : 3m ANT 1-18G             Ant. pol. : HORIZONTAL
Limit        : FCC PART 15C PEAK
Env. / Ins.   : Temp:25.6';Humi:56%;Press:101.52kPa
Engineer     : Tony
EUT          : ACTIVE STUDIO MONITERS WITH BLUETOOTH
Power        : AC 120V/60Hz
M/N          : Media one BT3
Test Mode    : GFSK TX 2402MHz
    
```

Freq. (MHz)	Ant. Factor (dB/m)	Cable Loss (dB)	Amp Factor (dB)	Emission		Limits (dBuV/m)	Margin (dB)	Remark
				Reading (dBuV)	Level (dBuV/m)			
1	27.70	6.56	34.22	43.89	43.93	74.00	30.07	Peak
2	27.64	6.62	34.19	42.43	42.50	74.00	31.50	Peak
3	27.61	6.62	34.18	99.05	99.10	74.00	-25.10	Peak

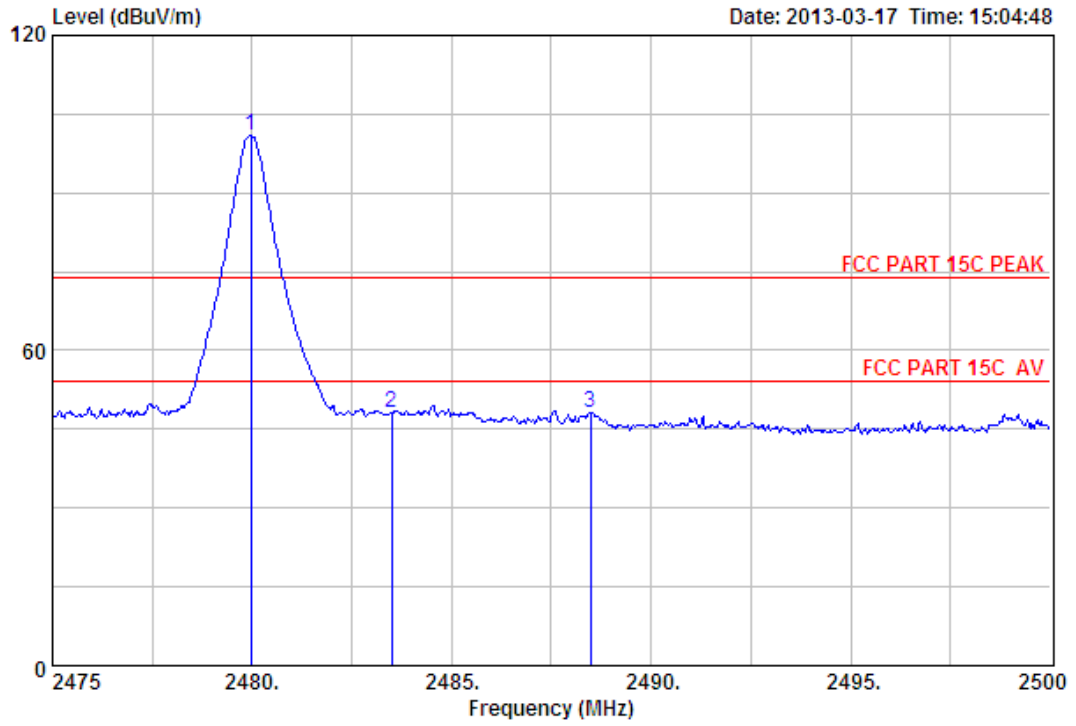
Remarks: 1. Emission Level= Antenna Factor + Cable Loss - Amp Factor + Reading.  
 2. The emission levels that are 20dB below the official limit are not reported.



Site no. : 3m Chamber Data no. : 89  
 Dis. / Ant. : 3m ANT 1-18G Ant. pol. : HORIZONTAL  
 Limit : FCC PART 15C PEAK  
 Env. / Ins. : Temp:25.6';Humi:56%;Press:101.52kPa  
 Engineer : Tony  
 EUT : ACTIVE STUDIO MONITERS WITH BLUETOOTH  
 Power : AC 120V/60Hz  
 M/N : Media one BT3  
 Test Mode : GFSK TX 2480MHz

	Freq. (MHz)	Ant. Factor (dB/m)	Cable Loss (dB)	Amp Factor (dB)	Emission		Limits (dBuV/m)	Margin (dB)	Remark
					Reading (dBuV)	Level (dBuV/m)			
1	2479.98	27.58	6.71	34.03	95.80	96.06	74.00	-22.06	Peak
2	2483.50	27.58	6.71	34.03	43.17	43.43	74.00	30.57	Peak
3	2490.93	27.58	6.73	34.03	45.91	46.19	74.00	27.81	Peak

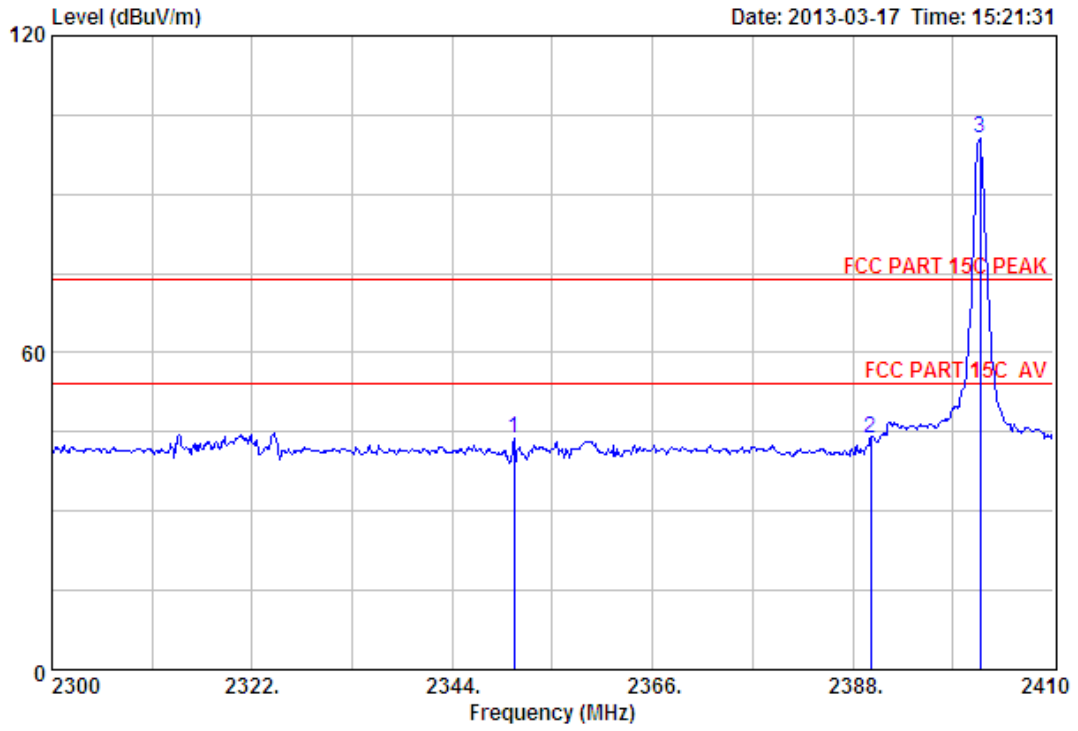
Remarks: 1. Emission Level= Antenna Factor + Cable Loss - Amp Factor + Reading.  
 2. The emission levels that are 20dB below the official limit are not reported.



Site no. : 3m Chamber Data no. : 90  
 Dis. / Ant. : 3m ANT 1-18G Ant. pol. : VERTICAL  
 Limit : FCC PART 15C PEAK  
 Env. / Ins. : Temp:25.6';Humi:56%;Press:101.52kPa  
 Engineer : Tony  
 EUT : ACTIVE STUDIO MONITERS WITH BLUETOOTH  
 Power : AC 120V/60Hz  
 M/N : Media one BT3  
 Test Mode : GFSK TX 2480MHz

	Freq.	Ant.	Cable	Amp	Emission		Limits	Margin	Remark
	(MHz)	(dB/m)	Loss	Factor	Reading	Level	(dBuV/m)	(dB)	
			(dB)	(dB)	(dBuV)	(dBuV/m)			
1	2479.98	27.58	6.71	34.03	100.70	100.96	74.00	-26.96	Peak
2	2483.50	27.58	6.71	34.03	47.86	48.12	74.00	25.88	Peak
3	2488.48	27.58	6.73	34.03	47.91	48.19	74.00	25.81	Peak

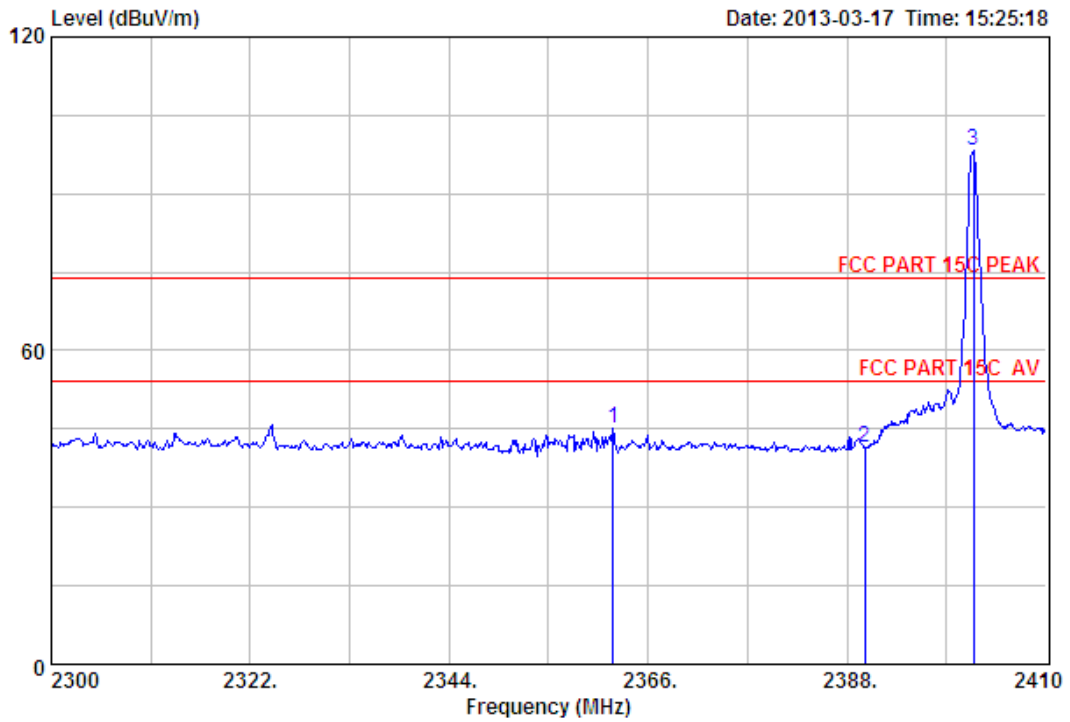
Remarks: 1. Emission Level= Antenna Factor + Cable Loss - Amp Factor + Reading.  
 2. The emission levels that are 20dB below the official limit are not reported.



Site no. : 3m Chamber Data no. : 99  
 Dis. / Ant. : 3m ANT 1-18G Ant. pol. : HORIZONTAL  
 Limit : FCC PART 15C PEAK  
 Env. / Ins. : Temp:25.6';Humi:56%;Press:101.52kPa  
 Engineer : Tony  
 EUT : ACTIVE STUDIO MONITERS WITH BLUETOOTH  
 Power : AC 120V/60Hz  
 M/N : Media one BT3  
 Test Mode : 8-DPSK TX 2402MHz

Freq. (MHz)	Ant. Factor (dB/m)	Cable Loss (dB)	Amp Factor (dB)	Emission		Limits (dBuV/m)	Margin (dB)	Remark
				Reading (dBuV)	Level (dBuV/m)			
1	27.70	6.56	34.22	43.79	43.83	74.00	30.17	Peak
2	27.64	6.62	34.19	43.88	43.95	74.00	30.05	Peak
3	27.61	6.62	34.18	100.45	100.50	74.00	-26.50	Peak

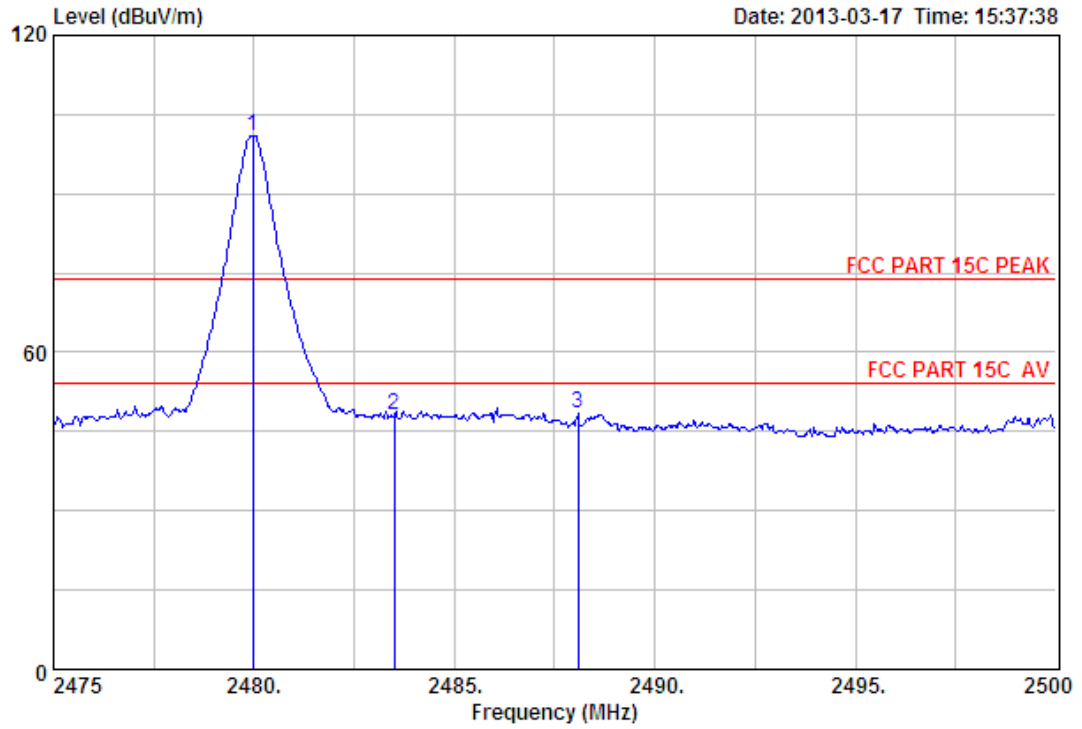
Remarks: 1. Emission Level= Antenna Factor + Cable Loss - Amp Factor + Reading.  
 2. The emission levels that are 20dB below the official limit are not reported.



Site no. : 3m Chamber Data no. : 100  
 Dis. / Ant. : 3m ANT 1-18G Ant. pol. : VERTICAL  
 Limit : FCC PART 15C PEAK  
 Env. / Ins. : Temp:25.6';Humi:56%;Press:101.52kPa  
 Engineer : Tony  
 EUT : ACTIVE STUDIO MONITERS WITH BLUETOOTH  
 Power : AC 120V/60Hz  
 M/N : Media one BT3  
 Test Mode : 8-DPSK TX 2402MHz

	Freq.	Ant. Factor	Cable Loss	Amp Factor	Reading	Emission Level	Limits	Margin	Remark
	(MHz)	(dB/m)	(dB)	(dB)	(dBuV)	(dBuV/m)	(dBuV/m)	(dB)	
1	2362.15	27.67	6.58	34.20	44.92	44.97	74.00	29.03	Peak
2	2390.00	27.64	6.62	34.19	41.36	41.43	74.00	32.57	Peak
3	2401.97	27.61	6.62	34.18	98.26	98.31	74.00	-24.31	Peak

Remarks: 1. Emission Level= Antenna Factor + Cable Loss - Amp Factor + Reading.  
 2. The emission levels that are 20dB below the official limit are not reported.

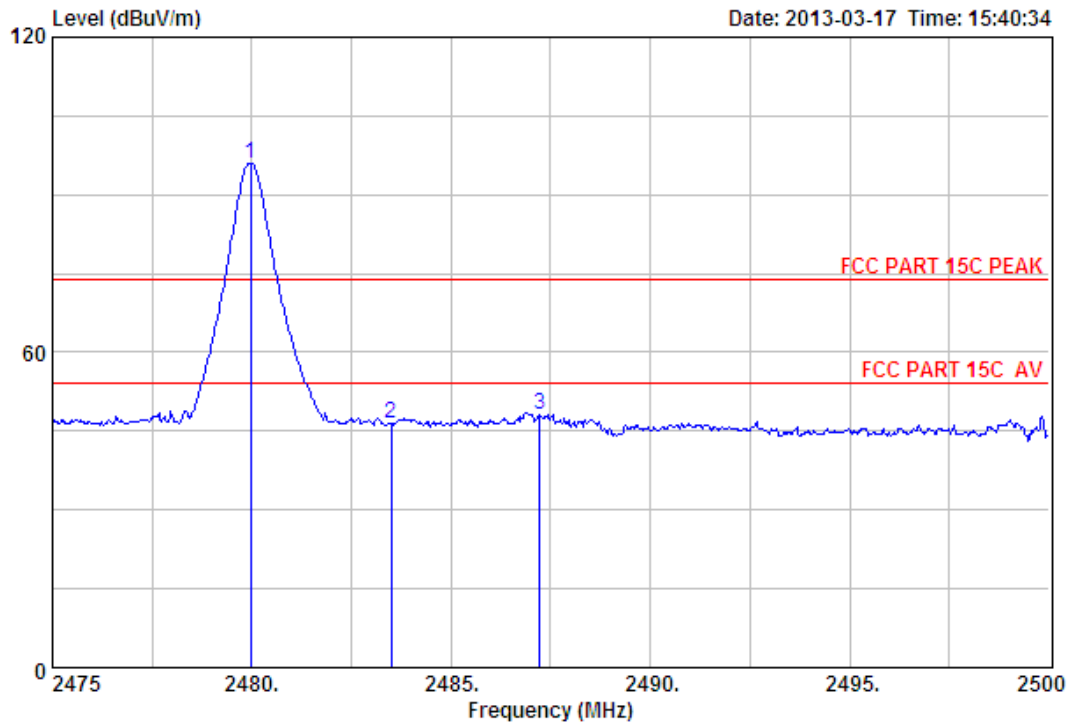


Site no. : 3m Chamber Data no. : 105  
 Dis. / Ant. : 3m ANT 1-18G Ant. pol. : VERTICAL  
 Limit : FCC PART 15C PEAK  
 Env. / Ins. : Temp:25.6';Humi:56%;Press:101.52kPa  
 Engineer : Tony  
 EUT : ACTIVE STUDIO MONITERS WITH BLUETOOTH  
 Power : AC 120V/60Hz  
 M/N : Media one BT3  
 Test Mode : 8-DPSK TX 2480MHz

	Freq. (MHz)	Ant. Factor (dB/m)	Cable Loss (dB)	Amp Factor (dB)	Reading (dBuV)	Emission Level (dBuV/m)	Limits (dBuV/m)	Margin (dB)	Remark
1	2479.98	27.58	6.71	34.03	100.85	101.11	74.00	-27.11	Peak
2	2483.50	27.58	6.71	34.03	47.72	47.98	74.00	26.02	Peak
3	2488.08	27.58	6.73	34.03	48.14	48.42	74.00	25.58	Peak

Remarks: 1. Emission Level= Antenna Factor + Cable Loss - Amp Factor + Reading.  
 2. The emission levels that are 20dB below the official limit are not reported.





Site no. : 3m Chamber Data no. : 106  
 Dis. / Ant. : 3m ANT 1-18G Ant. pol. : HORIZONTAL  
 Limit : FCC PART 15C PEAK  
 Env. / Ins. : Temp:25.6';Humi:56%;Press:101.52kPa  
 Engineer : Tony  
 EUT : ACTIVE STUDIO MONITERS WITH BLUETOOTH  
 Power : AC 120V/60Hz  
 M/N : Media one BT3  
 Test Mode : 8-DPSK TX 2480MHz

	Freq. (MHz)	Ant. Factor (dB/m)	Cable Loss (dB)	Amp Factor (dB)	Reading (dBuV)	Emission Level (dBuV/m)	Limits (dBuV/m)	Margin (dB)	Remark
1	2479.98	27.58	6.71	34.03	95.77	96.03	74.00	-22.03	Peak
2	2483.50	27.58	6.71	34.03	46.13	46.39	74.00	27.61	Peak
3	2487.23	27.58	6.71	34.03	47.88	48.14	74.00	25.86	Peak

Remarks: 1. Emission Level= Antenna Factor + Cable Loss - Amp Factor + Reading.  
 2. The emission levels that are 20dB below the official limit are not reported.

## 10. POWER LINE CONDUCTED EMISSIONS

### 10.1. Limit

Frequency	Maximum RF Line Voltage	
	Quasi-Peak Level dB(μV)	Average Level dB(μV)
150kHz ~ 500kHz	66 ~ 56*	56 ~ 46*
500kHz ~ 5MHz	56	46
5MHz ~ 30MHz	60	50

Notes: 1. \* Decreasing linearly with logarithm of frequency.  
 2. The lower limit shall apply at the transition frequencies.

### 10.2. Test Procedure

The EUT was placed on a non-metallic table, 80cm above the ground plane. The EUT was charged from PC's USB port which connected to the power mains through a line impedance stabilization network (L.I.S.N. 1#).. Both sides of AC line are checked to find out the maximum conducted emission. In order to find the maximum emission levels, the relative positions of equipment and all of the interface cables shall be changed according to ANSI C63.4: 2003 on Conducted Emission Test.

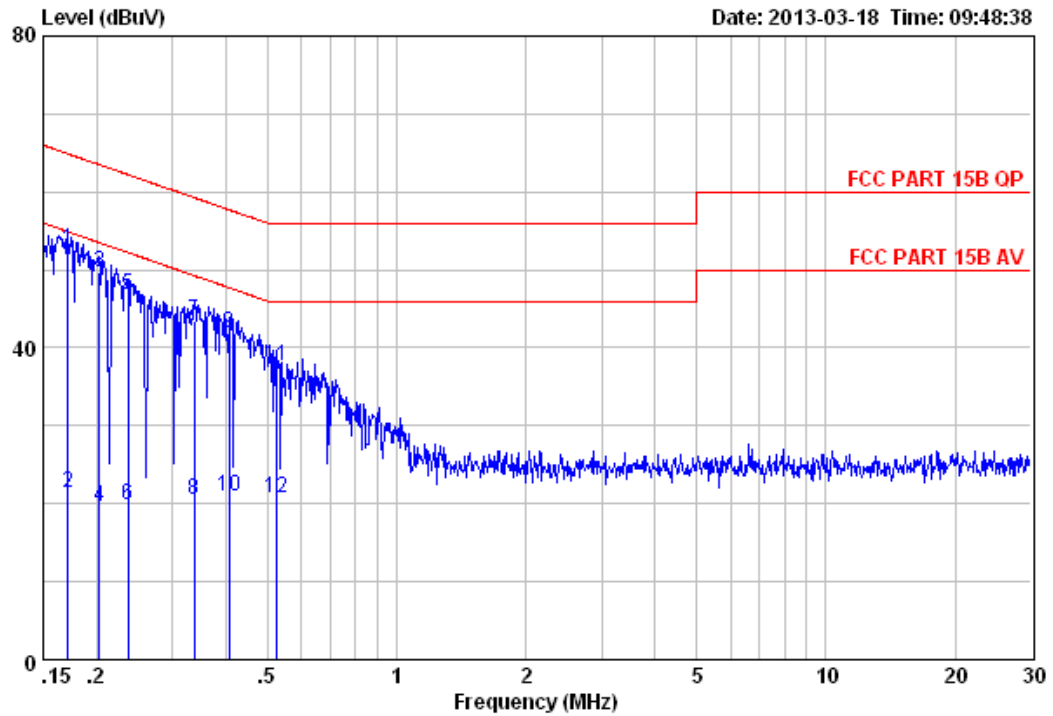
The bandwidth of test receiver (R & S ESHS30) is set at 10kHz.

The frequency range from 150kHz to 30MHz is checked.

### 10.3. Test Result

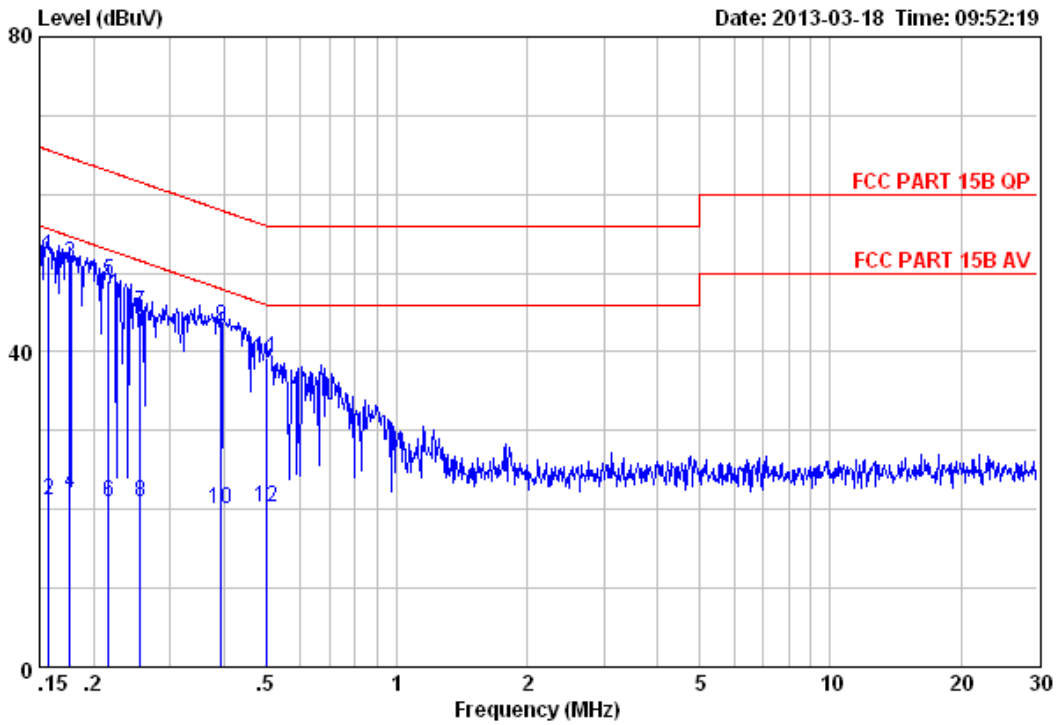
<b>0.15MHz—30MHz Conducted emission Test result</b>		
EUT: ACTIVE STUDIO MONITERS WITH BLUETOOTH		
M/N: Media one BT3		
Power: AC 120V/60Hz		
Test date: 2013-03-19	Test site: 3m Chamber	Tested by: Tony.Tang
Test mode: Tx Mode		
Pass		

### 10.4. Test data



Site no. : EST 844 Shielded Room      Data no. : 49  
 Limit : FCC PART 15B QP      LINE Phase : LINE  
 Env. / Ins. : Temp:25.3'C Humi:58% Press:101.50kPa  
 Engineer : Tony  
 EUT : ACTIVE STUDIO MONITERS WITH BLUETOOTH  
 Power : AC 120V/60Hz  
 M/N : Media one BT3  
 Test Mode : TX Mode

	Freq. (MHz)	LISN Factor (dB/m)	Cable Loss (dB)	Reading (dBuV)	Emission Level (dBuv/m)	Limits (dBuv/m)	Margin (dB)	Remark
1	0.17	9.61	9.81	33.07	52.49	64.90	12.41	QP
2	0.17	9.61	9.81	2.07	21.49	54.90	33.41	Average
3	0.20	9.61	9.80	30.30	49.71	63.49	13.78	QP
4	0.20	9.61	9.80	0.30	19.71	53.49	33.78	Average
5	0.24	9.61	9.82	27.46	46.89	62.22	15.33	QP
6	0.24	9.61	9.82	0.46	19.89	52.22	32.33	Average
7	0.34	9.61	9.83	24.06	43.50	59.27	15.77	QP
8	0.34	9.61	9.83	1.06	20.50	49.27	28.77	Average
9	0.41	9.61	9.82	22.51	41.94	57.73	15.79	QP
10	0.41	9.61	9.82	1.51	20.94	47.73	26.79	Average
11	0.53	9.61	9.81	18.33	37.75	56.00	18.25	QP



Site no. : EST 844 Shielded Room      Data no. : 51  
 Limit : FCC PART 15B QP      LINE Phase : NEUTRAL  
 Env. / Ins. : Temp:25.3'C Humi:58% Press:101.50kPa  
 Engineer : Tony  
 EUT : ACTIVE STUDIO MONITERS WITH BLUETOOTH  
 Power : AC 120V/60Hz  
 M/N : Media one BT3  
 Test Mode : TX Mode

	Freq. (MHz)	LISN Factor (dB/m)	Cable Loss (dB)	Reading (dBuV)	Emission Level (dBuV/m)	Limits (dBuV/m)	Margin (dB)	Remark
1	0.16	9.48	9.81	32.84	52.13	65.60	13.47	QP
2	0.16	9.48	9.81	1.84	21.13	55.60	34.47	Average
3	0.18	9.54	9.80	31.81	51.15	64.68	13.53	QP
4	0.18	9.54	9.80	2.81	22.15	54.68	32.53	Average
5	0.22	9.60	9.80	29.63	49.03	62.96	13.93	QP
6	0.22	9.60	9.80	1.63	21.03	52.96	31.93	Average
7	0.26	9.60	9.82	25.51	44.93	61.56	16.63	QP
8	0.26	9.60	9.82	1.51	20.93	51.56	30.63	Average
9	0.39	9.59	9.82	23.71	43.12	57.99	14.87	QP
10	0.39	9.59	9.82	0.71	20.12	47.99	27.87	Average
11	0.50	9.59	9.81	19.82	39.22	56.01	16.79	QP

## **11. ANTENNA REQUIREMENTS**

### **11.1. Limit**



For intentional device, according to FCC 47 CFR Section 15.203, an intentional radiator shall be designed to ensure that no antenna other than that furnished by the responsible party shall be used with the device. And according to FCC 47 CFR Section 15.247 (b), if transmitting antennas of directional gain greater than 6dBi are used, the power shall be reduced by the amount in dB that the directional gain of the antenna exceeds 6dBi.

### **11.2. Result**


The antennas used for this product are integral Patch Antenna and that no antenna other than that furnished by the responsible party shall be used with the device, the maximum peak gain of the transmit antenna is only 1dBi.

## 12. TEST SETUP PHOTO


Conducted Test



Radiated Test (30-1000 MHz)



Radiated Test (1000-25000 MHz)



### 13. PHOTOS OF EUT

**External Photos**  
M/N: Media one BT3







**External Photos**  
M/N: Media one BT3



**External Photos**  
M/N: Media one BT3





**External Photos**  
M/N: Media one BT3





**Internal Photos**  
M/N: Media one BT3




**Internal Photos**  
M/N: Media one BT3





**Internal Photos**  
M/N: Media one BT3



**Internal Photos**  
M/N: Media one BT3




**Internal Photos**  
M/N: Media one BT3





**Internal Photos**  
M/N: Media one BT3



Antenna