


TEST SETUP PHOTOS




Radiated emissions test setup, 30 Mhz – 1 GHz

TEST SETUP PHOTOS




Radiated emissions test setup, 30 MHz – 1 GHz, X-axis

TEST SETUP PHOTOS



Radiated emissions test setup, 30 MHz – 1 GHz, y-axis

TEST SETUP PHOTOS




Radiated emissions test setup, 30 MHz – 1 GHz, Z-axis

TEST SETUP PHOTOS




Conducted emissions test setup, 150 kHz – 30MHz

TEST SETUP PHOTOS




Radiated emissions test setup, 30 MHz – 1 GHz

TEST SETUP PHOTOS



Radiated Emissions Test Setup, 1 - 25 GHz, (EUT not shown)



Radiated Emissions Test Setup, 30 MHz - 1 GHz, (EUT not shown)

These photos are generic test photos showing the laboratory setup for the frequency ranges specified