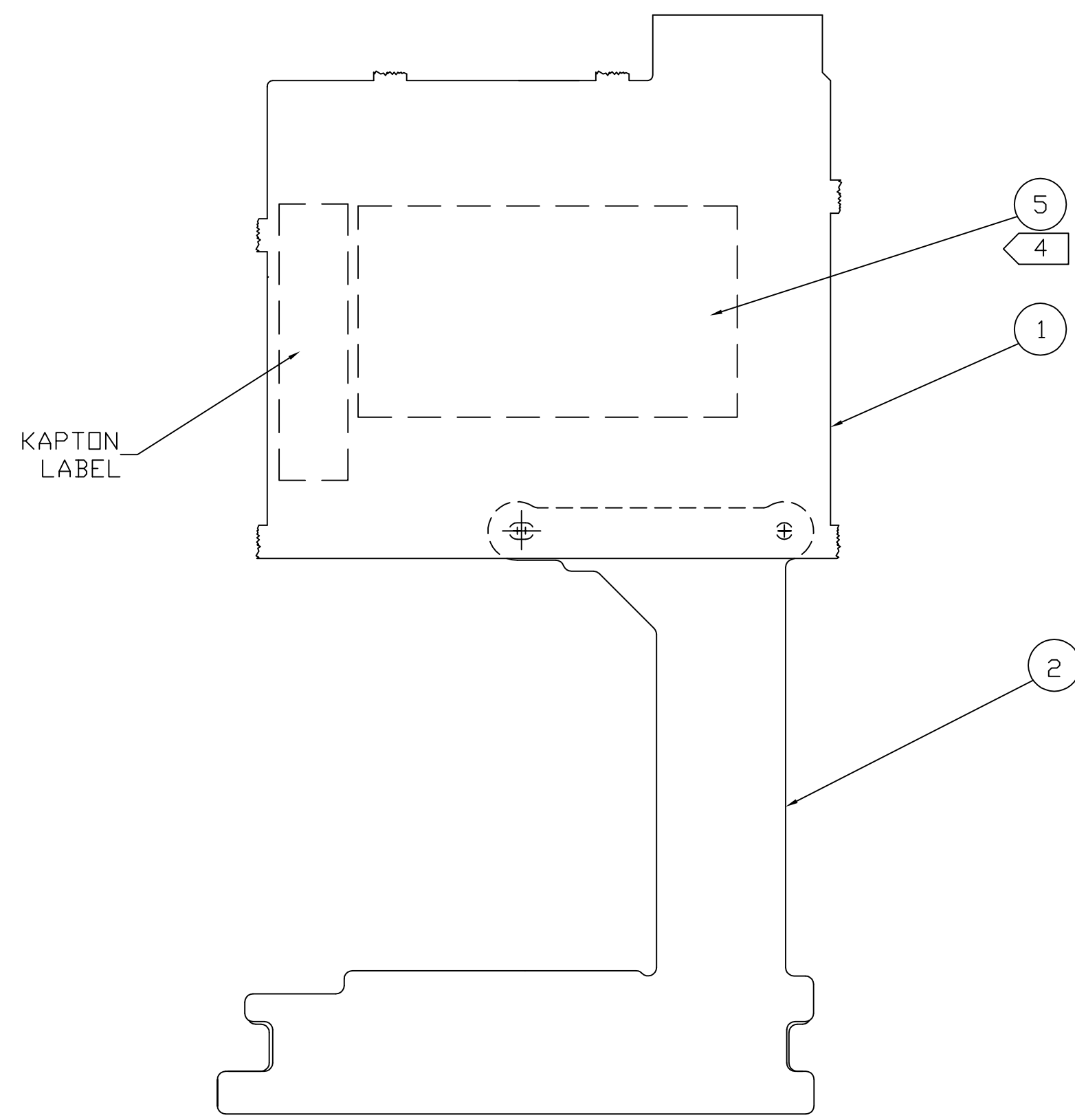
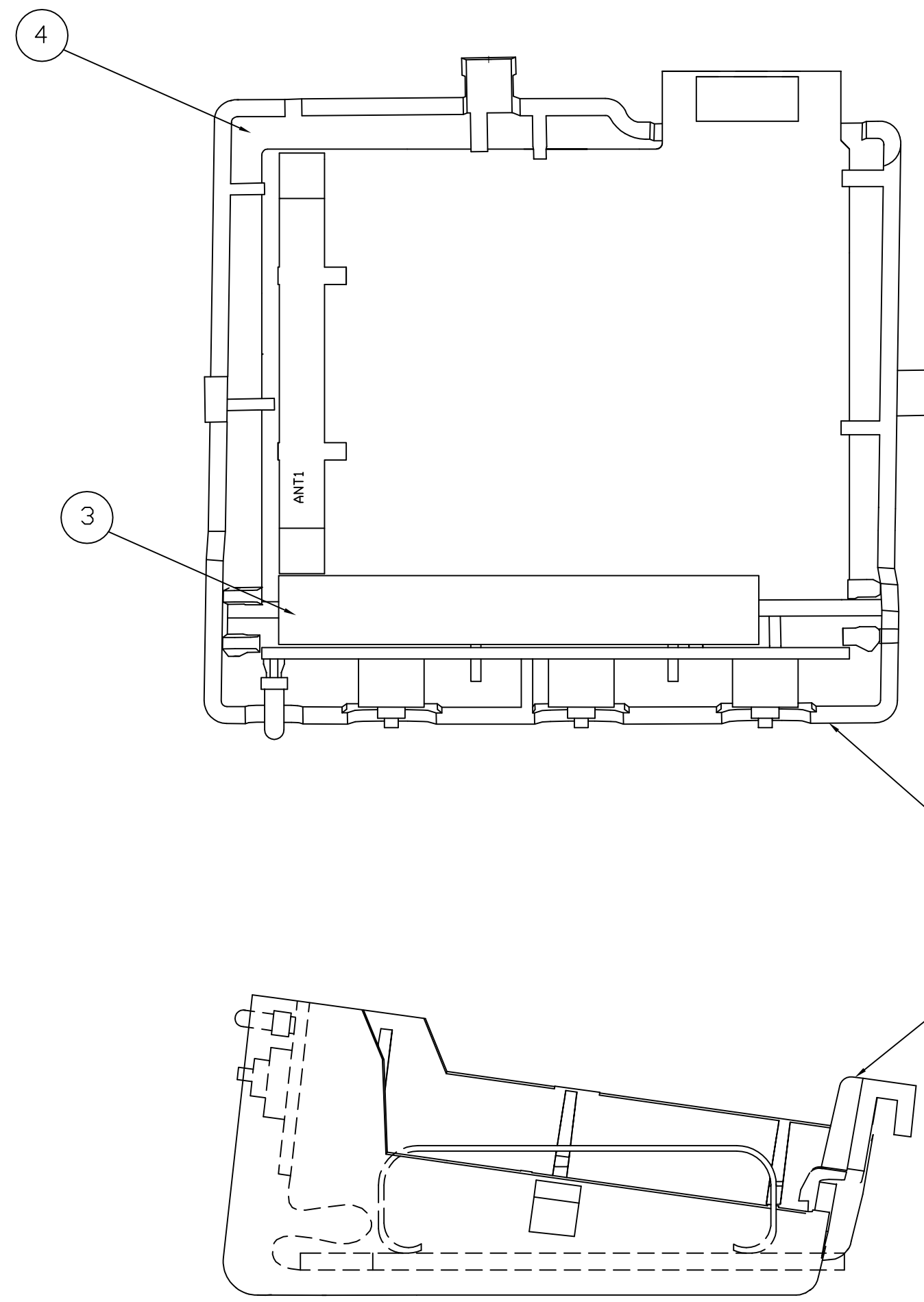


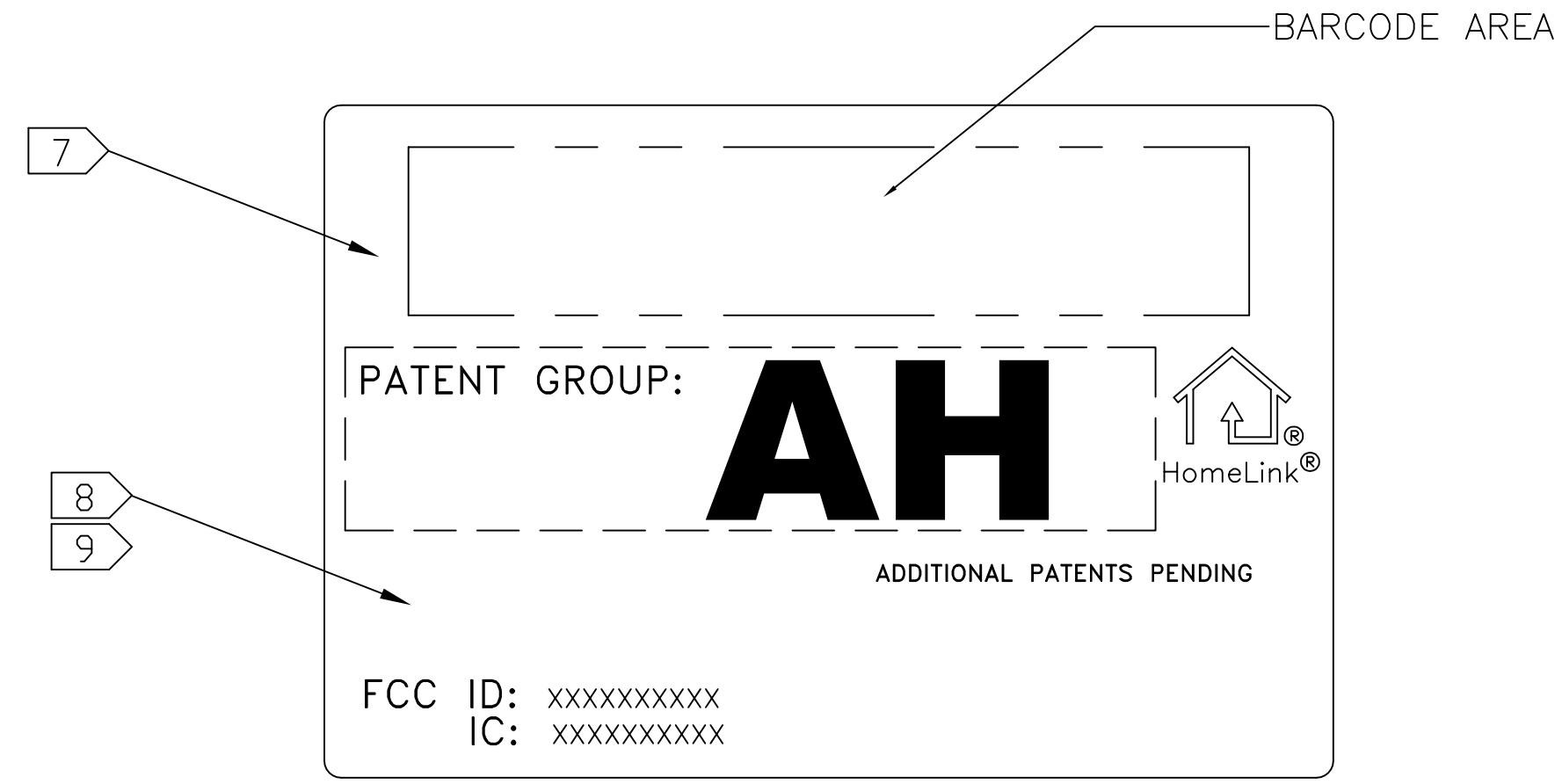
PRIMARY SIDE VIEW OF OH BOARD



SECONDARY SIDE VIEW OF SWITCH BOARD



HOUSING ASSEMBLY VIEW



VIEWS FOR REFERENCE ONLY

NOTES:

- REFERENCE IPC-A-610 FOR ASSEMBLY PRACTICES AND PROCEDURES, UNLESS OTHERWISE SPECIFIED.
- ATTACH ITEM 2 TO ITEM 1 USING LAP SOLDER PROCESS.
- AFTER LAP SOLDER, ASSEMBLY MUST BE FUNCTIONALLY TESTED.
- PLACE BAR CODE/PATENT NUMBER LABEL (ITEM 5) ON SECONDARY SIDE OF OH BOARD IN AREA INDICATED.
- PRODUCT MUST BE SHIPPED IN INDIVIDUAL ESD PROTECTIVE CONTAINERS.
- PLACE ITEM 2 IN ITEM 3 AND ASSEMBLE ITEMS 1, 2, AND 3 IN ITEM 4.
- ASSEMBLER IS TO PRINT LABEL INFORMATION AS SHOWN, USING ADHESIVE LABEL (ITEM 5).
- REFER TO LATEST REVISION OF DRAWING 1535474 FOR ACTUAL PATENT NUMBERS FOR THE PATENT GROUP IDENTIFIED.
- LAY OUT PATENT NUMBERS TO FILL SPACE AVAILABLE, BUT NATION / ORGANIZATION OF ORIGIN HEADINGS MUST BE MAINTAINED FOR CORRESPONDING PATENT NUMBERS AS SHOWN ON LATEST REVISION OF DRAWING 1535474.
- THE NVM ON EACH PART WILL BE PROGRAMMED WITH THE FOLLOWING POWER LEVEL SETTINGS FOR FCC COMPLIANCE.

REGION	FREQ. RANGE (MHz)	ROM POWER LEVEL (U101)	NVM ADDRESS	FCC CERTIFIED POWER LEVEL (NVM DATA)	NEEDS TO BE PROGRAMMED IN NVM
0	285-303	0x08F5	0x0D	0x0BF2	YES
1	303-322	0x0BF2	0x0E	0x09F4	YES
2	335-360	0x0AF3	0x0F	0x0AF3	YES
3	360-380	0x0CF1	0x10	0x0AF3	YES
4	380-400	0x12EB	0x11	0x0EEF	YES
5	410-	0x0CF1	0x12	0x0EEF	YES
DEFAULT CODE POWER		0x2ECF	0x0A	0X47B6	YES
VEHICLE ID		0x00FD	0x13	-	NO
MAX TX POWER		0xFEFF	0x14	-	NO

NOTE: THE NVM VALUE INCLUDES A SELF CHECK. HIGH BYTE IS THE ACTUAL VALUE. LOW BYTE IS COMPLIMENT OF HIGH BYTE + 2.

- TRAINING SENSITIVITY:
 - THE RECEIVER THRESHOLD IS PROGRAMMED IN NVM ADDRESS 0x04. THE LOWER BYTE IS 0XF1/UPPER BYTE IS 0X0C.
- MUST COMPLY TO TEST SPECIFICATION TD-ELE-127.

FOR BILL OF MATERIALS FOR ASSEMBLIES SEE THE FOLLOWING ELECTRONIC FILES INCLUDED IN THE ASSEMBLY DATA RELEASE PACKAGE:

ASSEMBLY NUMBER	REVISION	ELECTRONIC FILE NAME
1540958	2	1540958_2_BOM.TXT

ELECTRONICS STD. UNLESS OTHERWISE SPECIFIED

THIRD ANGLE PROJECTION IAW ANSI Y14.5M 1982

DO NOT SCALE

X.X DECIMAL ± .5 [.020] ANGULAR ± 2° 0'
 X.XX DECIMAL ± .15 [.006] DRAFT ANGLES NOTED

DIMENSIONS ARE IN MILLIMETERS WITH EQUIVALENT INCHES SHOWN IN BRACKETS.

SUBSTANCE USE RESTRICTION: THE GLOBAL AUTOMOTIVE DECLARABLE SUBSTANCES LIST (SEE [HTTP://WWW.GADSL.ORG](http://www.gadsl.org)) REGARDING PROHIBITED AND DECLARABLE SUBSTANCES APPLIES TO ALL MATERIALS USED IN THIS PART.

REV	SW/ZONE	DESCRIPTION	P.C.N.	BY	DATE	BY
A		RELEASE FOR PROTOTYPE	ECO 2317310	HP	20NOV06	EDICT
B		1540961-B WAS 1540961-A (1) 1224420-2 WAS 1224420-3 (3) 1224418-3 WAS 1224418-2 (4) REVISED NOTE 11	ECO 2438568	HP	16JAN07	EDICT
1		1540961-1 WAS 1540961-B (1) REVISED NOTES 10 AND 11 RELEASE FOR PRODUCTION	ECO 2503692	HP	05MAR07	EDICT
2		1540961-2 WAS 1540961-1 (1) VJ6846-C WAS VJ6846 (5)	2567638	BS	01MAY07	EDICT

JOHNSON CONTROLS
 AUTOMOTIVE SYSTEMS GROUP INTERIORS

ELECTRONIC ASSEMBLY

PROJECT	DRWN. BY	DATE
PL6 HOMELINK 4	HAI PHAM	20NOV06
CHECKED BY	DATE	
BRET SUNNERVILLE	22NOV06	
ENGR. APPR	DATE	
JAKE BELTER	21NOV06	
CUSTOMER	SCALE	SHEET 1 OF 1
GENTEX	NONE	

SIZE	TOOL NO. REF.	DWG. NO.	REV.
D	ACAD	1540958	2

TITLE: Bill of Materials 1540958_2
 DATE: 05/01/2007
 DESIGN: design
 TEMPLATE: C:\Cadence\SPB_15.2\share\cdssetup\master.bom
 CALLOUT:

PN	Ref Des	DESCRIPTION	VALUE	TOL	Qty	JEDEC_TYPE
=====	=====	=====	=====	=====	=====	=====
1224418-3	4	HOLDER, BMW HMLK	?	?	1	TH_FAKEPART
1224420-2	3	HOLDER, BMW HMLK SWITCH	?	?	1	TH_FAKEPART
1540961-2	1	PCB ASM US HL4 BMW	?	?	1	TH_FAKEPART
VC3483-C	2	PCB ASM E46 FLEX SWBD ASM	?	?	1	TH_FAKEPART
VJ6846-C	5	LABEL STOCK 1.0 X 1.5	?	?	1	TH_FAKEPART