


## Test Setup Photographs


Radiated Emissions measurements presented in the report were made in accordance with ANSI C63.4 Figure 9(c). The EUT was placed on a 1 x 1.5m non-metallic table elevated 80cm above a conducting ground plane. The harness was run to the long edge of the table and dropped to a power supply sitting at base of the table.




Test Setup - Turntable



Test Setup – End View



Test Setup – Side View



Test Setup – Flat View