

Laboratory Test Report

For the

TMAB1E (136 MHz to 174 MHz) Mobile Transceiver

Tested In accordance with

FCC 47 CFR Parts 22 and 90

Report Revision: 1
Issue Date: 27-Apr-2007
FCC ID: CASTMAB1E

PREPARED BY: Garry Pringle _____
Test Technician

CHECKED & APPROVED BY: Steve Crompton _____
Laboratory Manager



All tests reported herein have been performed in accordance with the laboratory's scope of accreditation

This document must not be reproduced except in full, without the written permission of the Compliance Laboratory Manager.

TABLE OF CONTENTS

REVISION HISTORY	3
INTRODUCTION	4
REPORT PREPARED FOR	4
DESCRIPTION OF SAMPLE	4
STATEMENT OF COMPLIANCE	4
TEST CONDITIONS	4
NECESSARY BANDWIDTH AND EMISSION DESIGNATORS	5
TEST RESULTS	6
OCCUPIED BANDWIDTH	6
TSM	7
TEST EQUIPMENT USED	9
ANNEX A	10

REVISION HISTORY

Date	Revision	Comments
27-Apr-2007	1	Initial test report

INTRODUCTION

This *Class 2 Permissive Change* report adds Tait Simulcast Modulation (TSM) to the original test report 2079, and confirms the radio's performance for Occupied Bandwidth.

Type Approval Testing of the TMAB32-B101 (Serial No 19042848) in accordance with:

FCC CFR 47 Parts 22 & 90

REPORT PREPARED FOR

Tait Electronics Ltd
PO Box 1645
558 Wairakei Rd
Christchurch
New Zealand

DESCRIPTION OF SAMPLE

Equipment:	Mobile Transceiver
Type:	TMAB1E
Product code:	TMAB32-B101
Serial Numbers:	19042848
Quantity:	1

STATEMENT OF COMPLIANCE

The TMAB32-B101 Mobile transceiver as tested in this report was found to conform to the following standards:

FCC CFR 47 Parts 22 & 90

TEST CONDITIONS

All testing was performed at the following conditions.

Ambient Temperature	15°C → 30°C
Relative Humidity	20% → 75%
Standard Test Voltage	13.8 V _{DC}

NECESSARY BANDWIDTH AND EMISSION DESIGNATORS

SPECIFICATION: FCC 47 CFR 2.202

The Necessary Bandwidth is the minimum value of the occupied bandwidth sufficient to ensure the transmission of information at the rate and with the quality required for the system employed.

99 % Bandwidth Measurement Results

155.1 MHz		
Channel Spacing	Power	99% BW TSM
12.5 kHz	25W	6.07 kHz
12.5 kHz	1W	6.01 kHz

TEST RESULTS

OCCUPIED BANDWIDTH

SPECIFICATION: FCC 47 CFR 2.1049 (c)

GUIDE: TIA/EIA-603C 2.2.11

MEASUREMENT PROCEDURE:

1. Refer Annex A for Equipment Set up.
2. For analogue measurements: The EUT was modulated by a 2500Hz tone at an input level 16dB above a level that produced 50% deviation. The input level was established at the frequency of maximum response of the audio modulating circuit.
For Data measurements: The EUT was modulated with an internally generated pseudo random bit sequence at the appropriate Baud rates.
3. The Occupied Bandwidth was measured on the Spectrum Analyser, with bandwidth settings as follows.

Emission Mask D – Resolution Bandwidth = 100Hz, Video Bandwidth = 1 kHz

MEASUREMENT RESULTS:

See the plots on the following pages for 12.5 kHz channel spacing.

LIMIT CLAUSE: FCC 47 CFR 90.210

EMISSION MASKS

Emission Mask D	12.5 kHz Channel Spacing	TSM
-----------------	--------------------------	-----

DATA SPEED

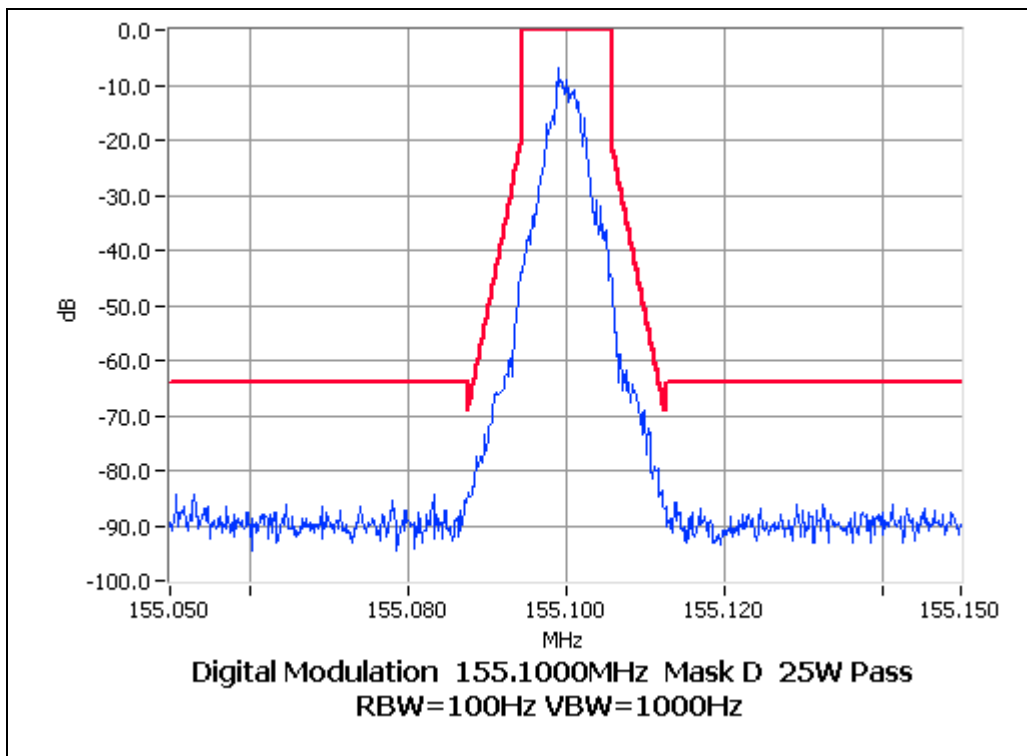
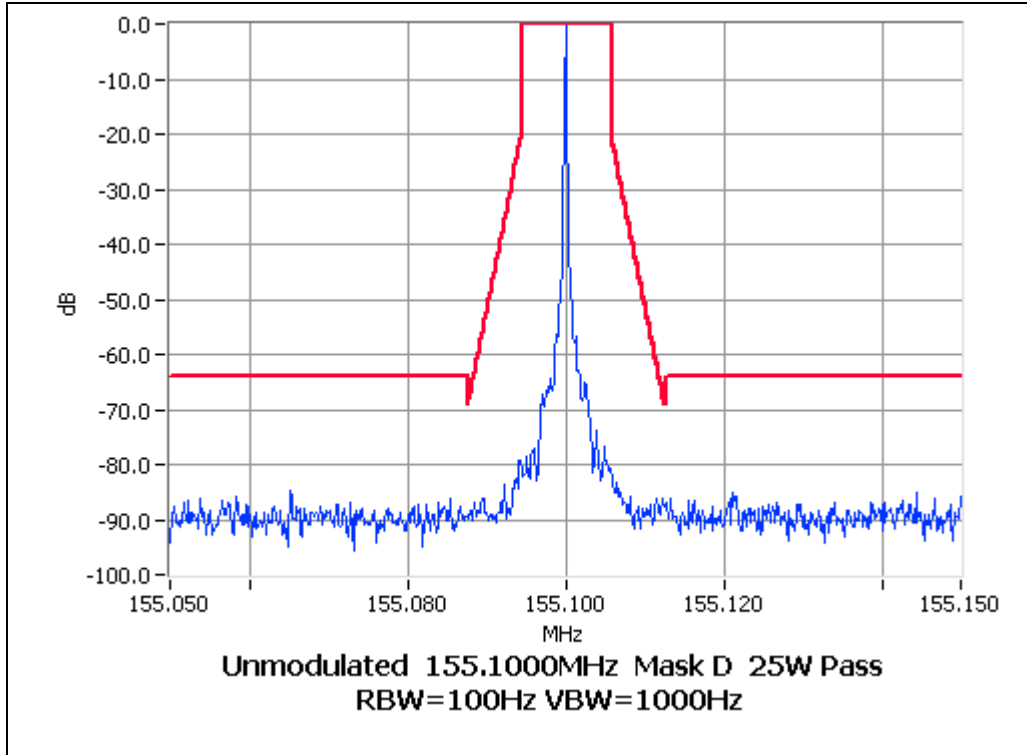
9600 bps	12.5 kHz Channel Spacing	TSM
----------	--------------------------	-----

OCCUPIED BANDWIDTH

TSM

SPECIFICATION: FCC CFR 2.1049 (c)

Tx FREQUENCY: 155.1 MHz 25 W 12.5 kHz Channel Spacing

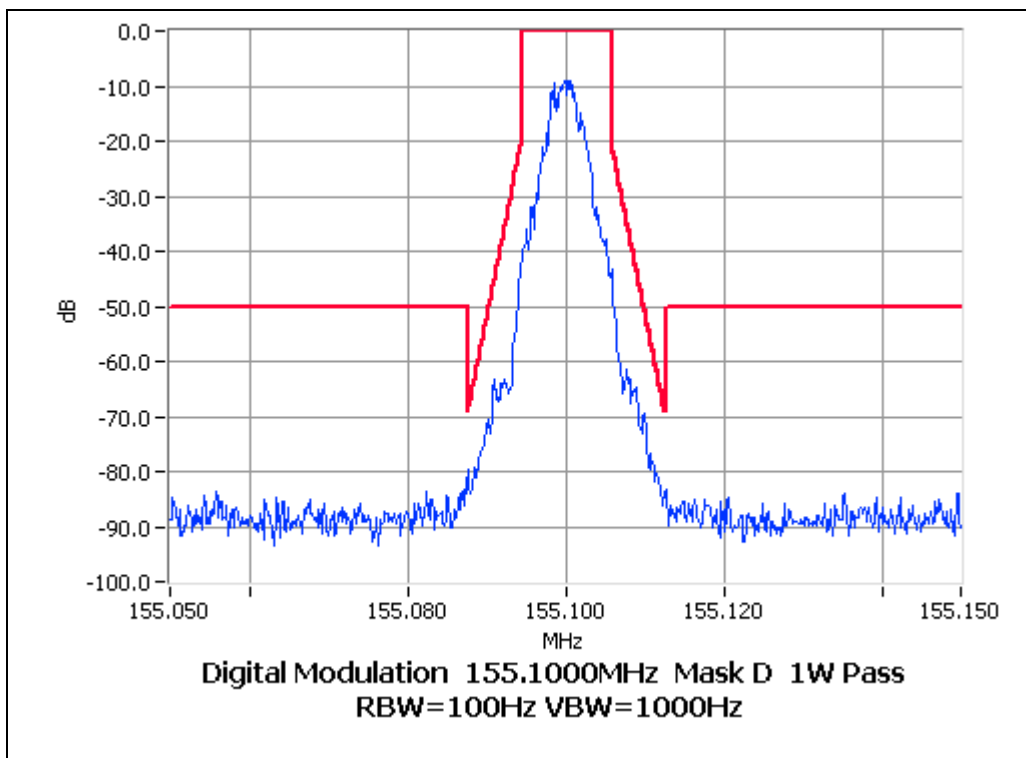
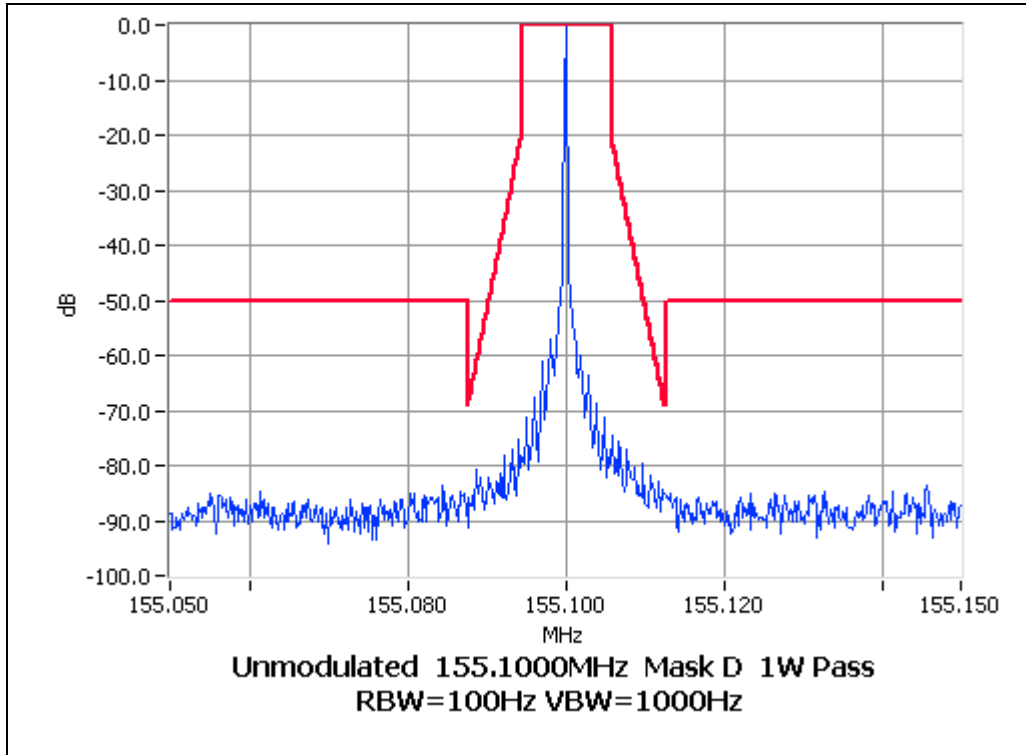


OCCUPIED BANDWIDTH

TSM

SPECIFICATION: FCC CFR 2.1049 (c)

Tx FREQUENCY: 155.1 MHz 1 W 12.5 kHz Channel Spacing



TELTEST Laboratories
Tait Electronics Limited
Report Number 2618

TEST EQUIPMENT USED

No#	Equipment	Manufacturer	Model No	Serial No#	Tait ID	Cal Due
21	Power Supply	Rohde & Schwarz	NGS M32/10 192.0810.31	Fnr 434	E3556	16-Oct-07
66	RF Attenuator 25W	Weinschel	33-20-33	BD5871	E3673	31-Oct-07
123	Spectrum Analyser	Agilent	E4445A	MY42510072	E4139	04-Jul-07
137	1m Multiflex Cable	Suhner	MF141	TT007	E4443	30-Oct-07
138	1m Multiflex Cable	Suhner	MF141	TT086	E4444	30-Oct-07

ANNEX A

All other testing is performed using the Teltest Radio **EVAL**uation system (TREVA), which is configured as shown below. The Spectrum Analyser is connected to the EUT via the attenuator network for Conducted Emissions testing, and Occupied Bandwidth.

