

# DUT and SAR Set-up Photos

Photograph 1: Overall Dimensions



Photograph 2: Front View of the DUT



Photograph 3: Back View of the DUT



## Setup Photos

Photograph 4: Handset Vertical and Horizontal Reference Lines


Vertical  
Center Line




Horizontal  
Line

## Standalone Exposure Conditions


Photograph 9: Back, 5 mm




Photograph 10: Front view of a device with a ruler.



Photograph 11: Edge Top, 5 mm



Photograph 12: Edge Right, 5 mm






Photograph 13: Edge Bottom, 5 mm



Photograph 14: Edge Left, 5 mm



# Antenna Dimensions & Separation Distances

- ① WiFi/BT Ant
- ② Sramlink/BLE Ant
- ③ ANT+/BLE Ant

