



12. SETUP PHOTOS

ANTENNA PORT SETUP



RF ANTENNA PORT CONDUCTED




AC LINE CONDUCTED (FRONT)




AC LINE CONDUCTED (BACK)


RADIATED RF MEASUREMENT SETUP




BELOW CHANNEL 30MHz (FRONT)




BELOW CHANNEL 30MHz (BACK)




BELOW CHANNEL 1GHz (FRONT)



BELOW CHANNEL 1GHz (BACK)




ABOVE 1GHz (FRONT)



ABOVE 1GHz (BACK)

ORIENTATIONS



END OF TEST REPORT