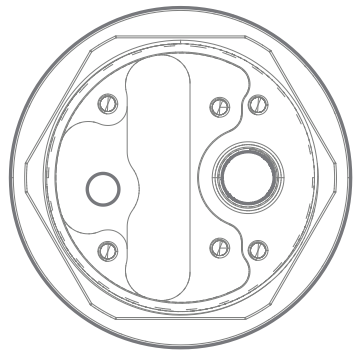
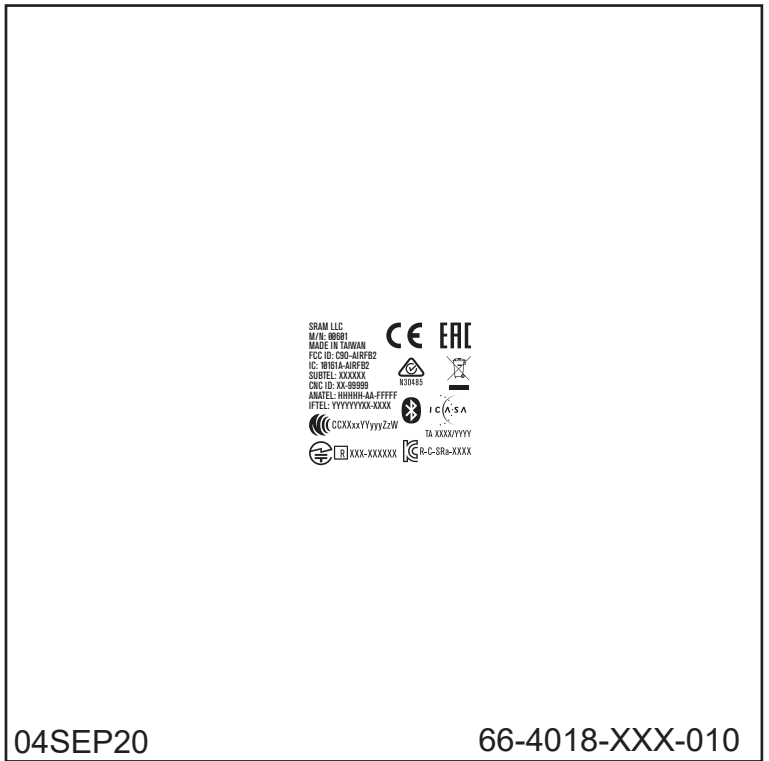
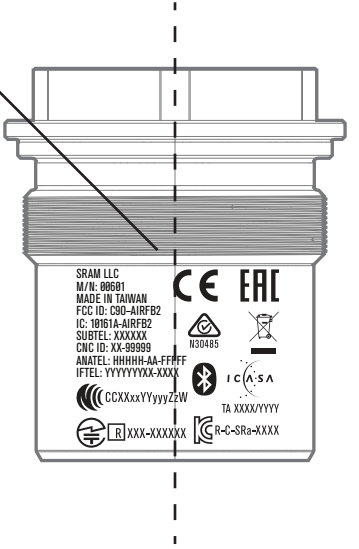


1 2 3 4 5 6 7 8 9 10

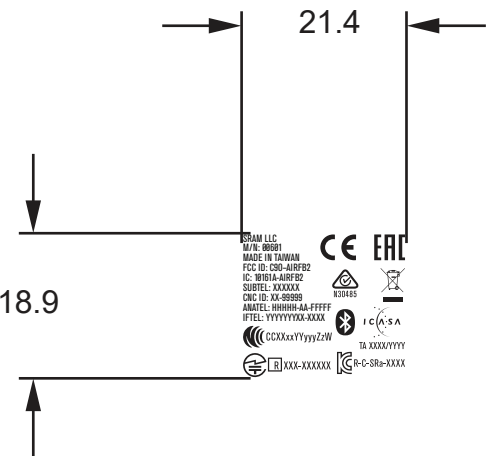
| REV | RESPONSIBLE | REVISION RECORD  |
|-----|-------------|------------------|
| A   | RFORBES     | INITIAL REVISION |
|     |             |                  |
|     |             |                  |



CENTER ARTWORK  
ON CENTER LINE  
AS SHOWN



DRAFT



| PART NUMBER     | DESCRIPTION                   |
|-----------------|-------------------------------|
| 66-4018-XXX-010 | ARTWORK TOPCAP AIRWIZ FS 35MM |

|   |  |               |
|---|--|---------------|
| DOCUMENT MAY NOT REPRESENT COMPLETE REQUIREMENTS. REFER TO PRODUCT STRUCTURE  |  |               |
| GEOMETRIC DIMENSIONING AND TOLERANCING TO BE INTERPRETED PER ASME Y 14.5-2009 | FORMAT: A3   | SHEET: 1/1    |
| DO NOT SCALE DRAWING  | <b>SRAM</b><br>CONFIDENTIAL - THIS DRAWING CONTAINS INFORMATION THAT IS PROPRIETARY TO SRAM CORPORATION AND MAY NOT BE DISCLOSED WITHOUT PERMISSION. |               |
| ALL DIMENSIONS ARE mm   | DRAWING NAME/DESCRIPTION<br>ARTWORK TOPCAP AIRWIZ FS 35MM  |               |
| UNSPECIFIED LENGTH TOLERANCE<br>X.X +/- 0.5                                   | DRAWING NUMBER<br>66-4018-XXX-0XX  | REVISION<br>A |
| UNSPECIFIED ANGLE TOLERANCE<br>+/- 2degrees                                   |  |               |

1 2 3 4 5 6 7 8 9 10