



APPENDIX D: TEST SETUP PHOTOGRAPHS

FCC ID: C3K2085	PART 2 RF EXPOSURE EVALUATION REPORT	Approved by: Technical Manager
DUT Type: Portable Computing Device		APPENDIX D Page 1 of 6




Test Setup Photo 1 – Conducted Test Setup (Figure 6-1a)

FCC ID: C3K2085	PART 2 RF EXPOSURE EVALUATION REPORT	Approved by: Technical Manager
DUT Type: Portable Computing Device		APPENDIX D Page 2 of 6



Test Setup Photo 2 – Conducted Test Setup (Figure 6-1a)

<p>FCC ID: C3K2085</p>	<p>PART 2 RF EXPOSURE EVALUATION REPORT</p>	<p>Approved by: Technical Manager</p>
<p>DUT Type: Portable Computing Device</p>		<p>APPENDIX D Page 3 of 6</p>



Test Setup Photo 3 – Conducted Test Setup (Figure 6-1b)

FCC ID: C3K2085	PART 2 RF EXPOSURE EVALUATION REPORT	Approved by: Technical Manager
DUT Type: Portable Computing Device		APPENDIX D Page 4 of 6



Test Setup Photo 4 – Tablet, Top Edge at 0mm – Antenna Right

FCC ID: C3K2085	PART 2 RF EXPOSURE EVALUATION REPORT	Approved by: Technical Manager
DUT Type: Portable Computing Device		APPENDIX D Page 5 of 6



Test Setup Photo 5 – Tablet, Top Edge at 0mm – Antenna Left

FCC ID: C3K2085	PART 2 RF EXPOSURE EVALUATION REPORT	Approved by: Technical Manager
DUT Type: Portable Computing Device		APPENDIX D Page 6 of 6