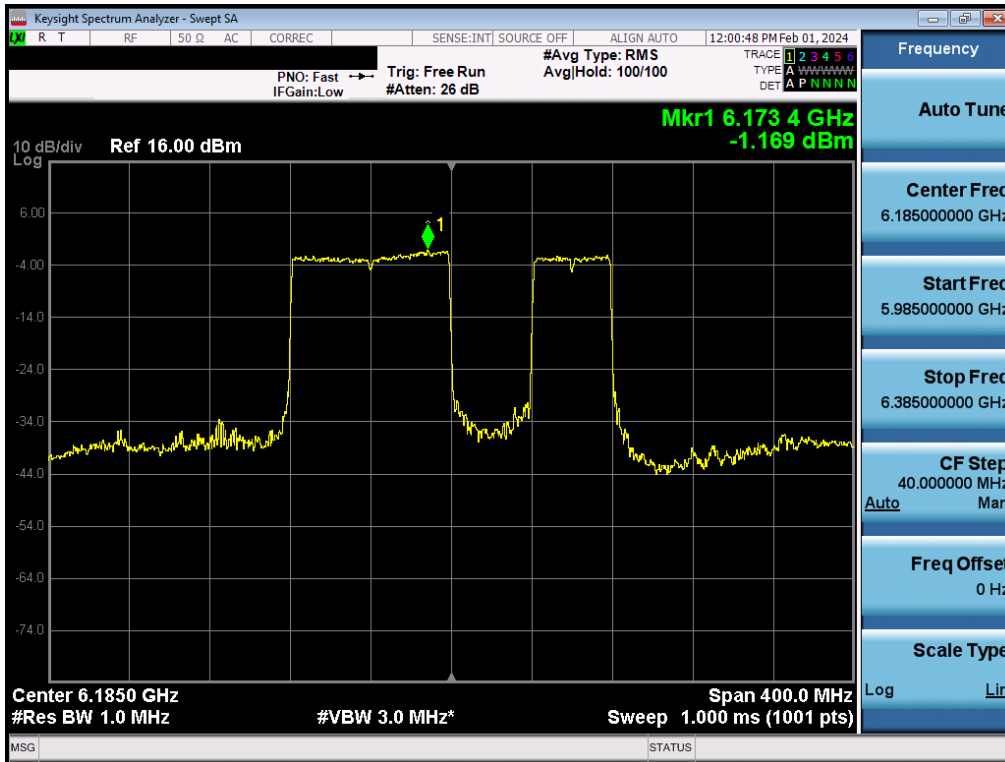
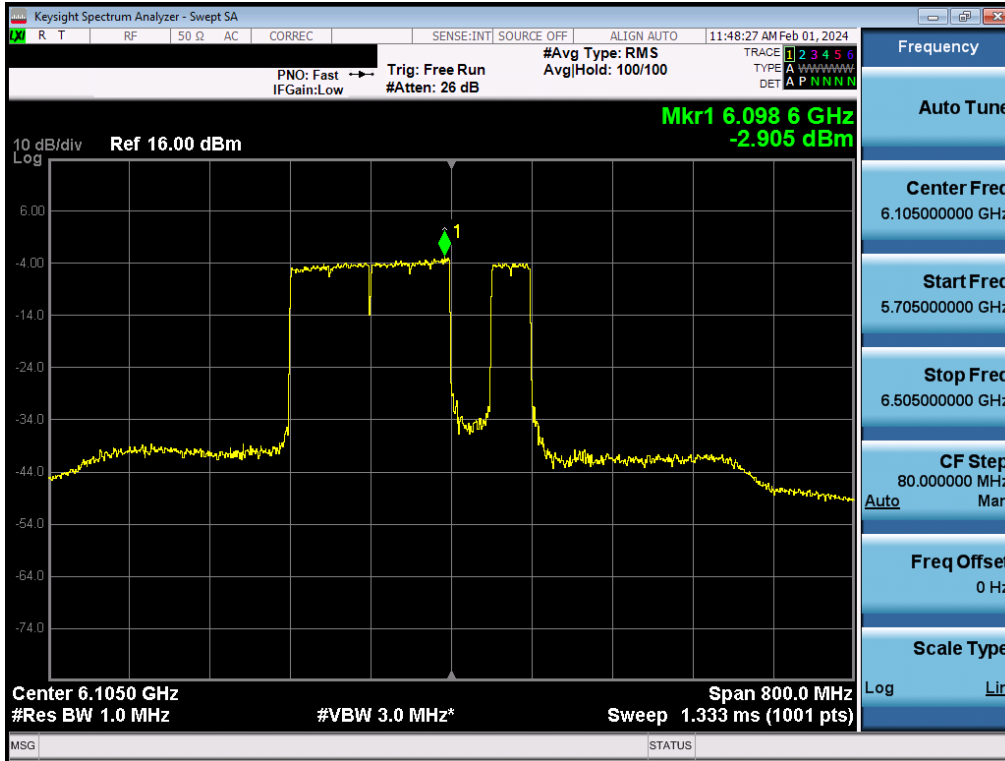


Plot 7-226. Power Spectral Density Plot MIMO ANT2 (80MHz BW 802.11be (484+242 Tone) (UNII Band 5) – Ch. 39) - SP

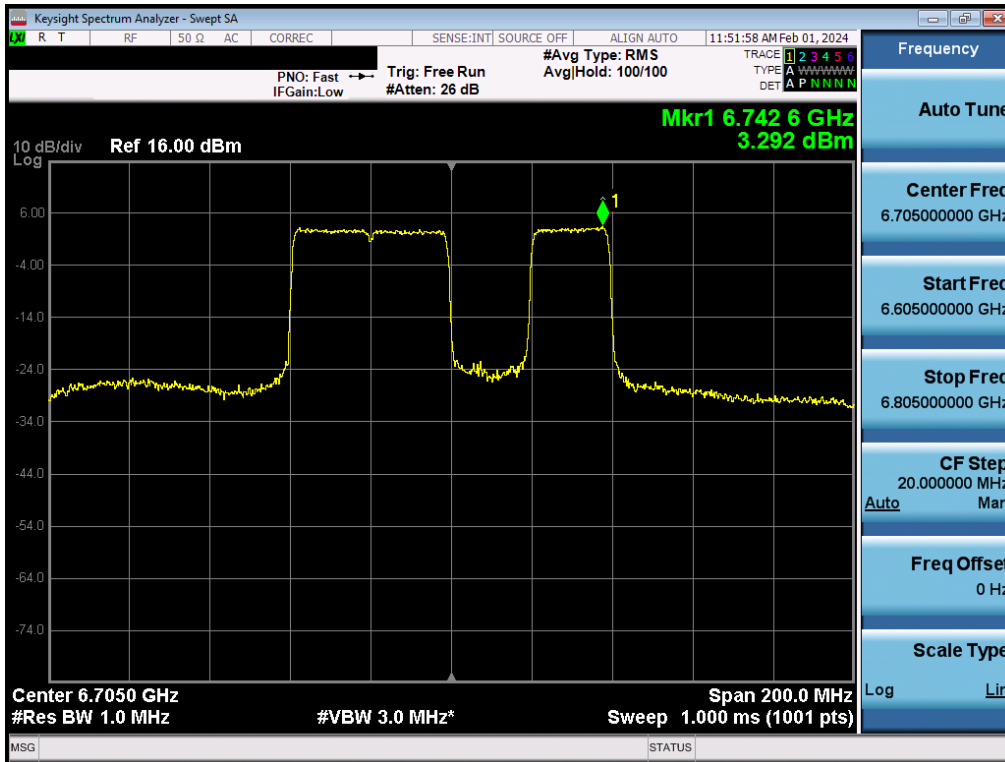


Plot 7-227. Power Spectral Density Plot MIMO ANT2 (160MHz BW 802.11be (996+484 Tone) (UNII Band 5) – Ch. 47) - SP

FCC ID: C3K2085 IC: 3048A-2085	<b>MEASUREMENT REPORT</b>		Approved by: Technical Manager
Test Report S/N: 1M2311170118-12-R2.C3K	Test Dates: 01/03/2024 - 04/01/2024	EUT Type: Portable Computing Device	Page 153 of 277

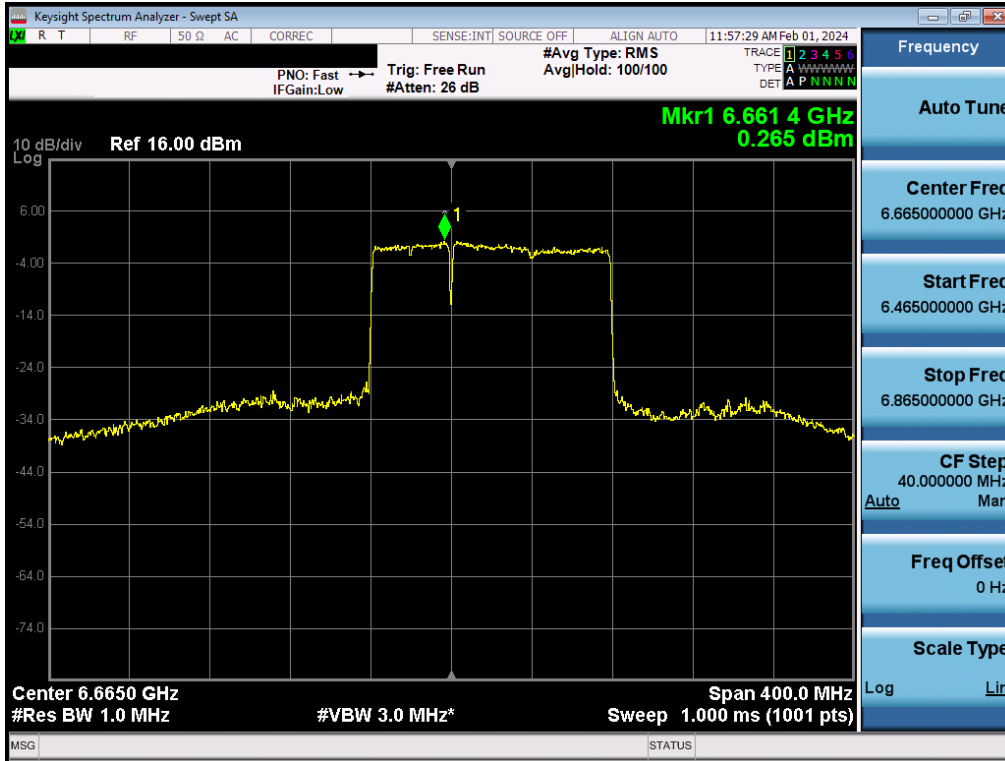


Plot 7-228. Power Spectral Density Plot MIMO ANT2 (320MHz BW 802.11be (2\*996+484 Tone) (UNII Band 5) – Ch. 31) – SP



Plot 7-229. Power Spectral Density Plot MIMO ANT2 (80MHz BW 802.11be (484+242 Tone) (UNII Band 7) – Ch. 151) - SP

FCC ID: C3K2085 IC: 3048A-2085	<b>MEASUREMENT REPORT</b>		Approved by: Technical Manager
Test Report S/N: 1M2311170118-12-R2.C3K	Test Dates: 01/03/2024 - 04/01/2024	EUT Type: Portable Computing Device	Page 154 of 277



Plot 7-230. Power Spectral Density Plot MIMO ANT2 (160MHz BW 802.11be (996+484 Tone) (UNII Band 7) – Ch. 143) - SP

FCC ID: C3K2085 IC: 3048A-2085	<b>MEASUREMENT REPORT</b>		Approved by: Technical Manager
Test Report S/N: 1M2311170118-12-R2.C3K	Test Dates: 01/03/2024 - 04/01/2024	EUT Type: Portable Computing Device	Page 155 of 277



**Note:**

Per ANSI C63.10-2013 Section 14.3.2.2 and KDB 662911 v02r01 Section E)2), the power spectral density at Antenna 1 and Antenna 2 were first measured separately as shown in the section above. The measured values were then summed in linear power units then converted back to dBm.

Per ANSI C63.10-2013 Section 14.4.3, the directional gain is calculated using the following formula, where GN is the gain of the nth antenna and NANT, the total number of antennas used.

$$\text{Directional gain} = 10 \log[(10^{G1/20} + 10^{G2/20} + \dots + 10^{GN/20})^2 / N_{ANT}] \text{ dBi}$$

**Sample MIMO Calculation:**

At 5935MHz in 802.11be (20MHz BW – 26Tones) LPI mode, the average conducted power spectral density was measured to be -11.49 dBm for Antenna-1 and -11.60 dBm for Antenna-2.

$$\text{Antenna 1} + \text{Antenna 2} = \text{MIMO}$$

$$(-11.49 \text{ dBm} + -11.60 \text{ dBm}) = (0.071 \text{ mW} + 0.069 \text{ mW}) = 0.14 \text{ mW} = -8.53 \text{ dBm}$$

**Sample e.i.r.p Power Spectral Density Calculation:**

At 5935 MHz in 802.11be (20MHz BW – 26Tones) LPI mode, the average MIMO power density was calculated to be -8.53 dBm with directional gain of 7.37 dBi.

$$\text{e.i.r.p. Power Spectral Density(dBm)} = \text{Power Spectral Density (dBm)} + \text{Ant gain (dBi)}$$

$$-8.53 \text{ dBm} + 7.37 \text{ dBi} = -1.16 \text{ dBm}$$

<b>FCC ID:</b> C3K2085 <b>IC:</b> 3048A-2085	<b>MEASUREMENT REPORT</b>		<b>Approved by:</b> Technical Manager
<b>Test Report S/N:</b> 1M2311170118-12-R2.C3K	<b>Test Dates:</b> 01/03/2024 - 04/01/2024	<b>EUT Type:</b> Portable Computing Device	Page 156 of 277

## 7.5 In-Band Emissions

### Test Overview and Limit

The spectrum analyzer was connected to the antenna terminal while the EUT was operating at its maximum duty cycle, at its maximum power control level, as defined in ANSI C63.10-2013, and at the appropriate frequencies.

**For transmitters operating within the 5.925-7.125 GHz bands: Power spectral density must be suppressed by 20 dB at 1 MHz outside of channel edge, by 28 dB at one channel bandwidth from the channel center, and by 40 dB at one- and one-half times the channel bandwidth away from channel center. At frequencies between one megahertz outside an unlicensed device's channel edge and one channel bandwidth from the center of the channel, the limits must be linearly interpolated between 20 dB and 28 dB suppression, and at frequencies between one and one- and one-half times an unlicensed device's channel bandwidth, the limits must be linearly interpolated between 28 dB and 40 dB suppression. Emissions removed from the channel center by more than one- and one-half times the channel bandwidth must be suppressed by at least 40 dB.**

### Test Procedure Used

KDB 987594 D02 v01r01

### Test Settings

1. Connect output of the antenna port to a spectrum analyzer or EMI receiver, with appropriate attenuation, as to not damage the instrumentation.
2. Set the reference level of the measuring equipment in accordance with procedure 4.1.5.2 of ANSI C63.10-2013.
3. Measure the 26 dB EBW using the test procedure 12.4.1 of ANSI C63.10-2013. (This will be used to determine the channel edge.)
4. Measure the power spectral density (which will be used for emissions mask reference) using the following procedure:
  - a) Set the span to encompass the entire 26 dB EBW of the signal.
  - b) Set RBW = same RBW used for 26 dB EBW measurement.
  - c) Set VBW  $\geq 3 \times$  RBW
  - d) Number of points in sweep  $\geq [2 \times \text{span} / \text{RBW}]$ .
  - e) Sweep time = auto.
  - f) Detector = RMS (i.e., power averaging)
  - g) Trace average at least 100 traces in power averaging (rms) mode.
  - h) Use the peak search function on the instrument to find the peak of the spectrum.
5. For the purposes of developing the emission mask, the channel bandwidth is defined as the 26 dB EBW.
6. Using the measuring equipment limit line function, develop the emissions mask based on the following requirements. The emissions power spectral density must be reduced below the peak power spectral density (in dB) as follows:
  - a) Suppressed by 20 dB at 1 MHz outside of the channel edge. (The channel edge is defined as the 26-dB point on either side of the carrier center frequency.)
  - b) Suppressed by 28 dB at one channel bandwidth from the channel center.
  - c) Suppressed by 40 dB at one- and one-half times the channel bandwidth from the channel center.
7. Adjust the span to encompass the entire mask as necessary.
8. Clear trace.
9. Trace average at least 100 traces in power averaging (rms) mode.
10. Adjust the reference level as necessary so that the crest of the channel touches the top of the emission mask.

<b>FCC ID:</b> C3K2085 <b>IC:</b> 3048A-2085	<b>MEASUREMENT REPORT</b>		<b>Approved by:</b> Technical Manager
<b>Test Report S/N:</b> 1M2311170118-12-R2.C3K	<b>Test Dates:</b> 01/03/2024 - 04/01/2024	<b>EUT Type:</b> Portable Computing Device	Page 157 of 277

**Test Setup**

The EUT and measurement equipment were set up as shown in the diagram below.



**Figure 7-4. Test Instrument & Measurement Setup**

**Test Notes**

None.

<b>FCC ID:</b> C3K2085 <b>IC:</b> 3048A-2085	<b>MEASUREMENT REPORT</b>		<b>Approved by:</b> Technical Manager
<b>Test Report S/N:</b> 1M2311170118-12-R2.C3K	<b>Test Dates:</b> 01/03/2024 - 04/01/2024	<b>EUT Type:</b> Portable Computing Device	Page 158 of 277

## MIMO In-Band Emission Measurements

	Frequency [MHz]	Channel	802.11 MODE	Antenna-1 In-Band Emission	Antenna-2 In-Band Emission
Band 5	5935	2	be (20MHz)	PASS	PASS
	6175	45	be (20MHz)	PASS	PASS
	6415	93	be (20MHz)	PASS	PASS
	5965	3	be (40MHz)	PASS	PASS
	6165	43	be (40MHz)	PASS	PASS
	6405	91	be (40MHz)	PASS	PASS
	5985	7	be (80MHz)	PASS	PASS
	6145	39	be (80MHz)	PASS	PASS
	6385	87	be (80MHz)	PASS	PASS
	6025	15	be (160MHz)	PASS	PASS
	6185	47	be (160MHz)	PASS	PASS
	6345	79	be (160MHz)	PASS	PASS
	6105	31	be (320MHz)	PASS	PASS
	6265	63	be (320MHz)	PASS	PASS
Band 6	6435	97	be (20MHz)	PASS	PASS
	6475	105	be (20MHz)	PASS	PASS
	6515	113	be (20MHz)	PASS	PASS
	6445	99	be (40MHz)	PASS	PASS
	6485	107	be (40MHz)	PASS	PASS
	6525	115	be (40MHz)	PASS	PASS
	6465	103	be (80MHz)	PASS	PASS
	6505	111	be (160MHz)	PASS	PASS
Band 5/6/7	6425	95	be (320MHz)	PASS	PASS
Band 7	6695	117	be (20MHz)	PASS	PASS
	6695	149	be (20MHz)	PASS	PASS
	6875	185	be (20MHz)	PASS	PASS
	6565	123	be (40MHz)	PASS	PASS
	6725	155	be (40MHz)	PASS	PASS
	6845	179	be (40MHz)	PASS	PASS
	6545	119	be (80MHz)	PASS	PASS
	6705	151	be (80MHz)	PASS	PASS
	6865	183	be (80MHz)	PASS	PASS
	6665	143	be (160MHz)	PASS	PASS
	6825	175	be (160MHz)	PASS	PASS
Band 6/7	6585	127	be (320MHz)	PASS	PASS
Band 7/8	6745	159	be (320MHz)	PASS	PASS
Band 8	6895	189	be (20MHz)	PASS	PASS
	6995	209	be (20MHz)	PASS	PASS
	7115	233	be (20MHz)	PASS	PASS
	6885	187	be (40MHz)	PASS	PASS
	6965	211	be (40MHz)	PASS	PASS
	7085	227	be (40MHz)	PASS	PASS
	6945	199	be (80MHz)	PASS	PASS
	7025	215	be (80MHz)	PASS	PASS
	6985	207	be (160MHz)	PASS	PASS
Band 7/8	6985	191	be (320MHz)	PASS	PASS

**Table 7-40. MIMO In-Band Emission Measurements (26 Tones) - LPI**

FCC ID: C3K2085 IC: 3048A-2085	<b>MEASUREMENT REPORT</b>		Approved by: Technical Manager
Test Report S/N: 1M2311170118-12-R2.C3K	Test Dates: 01/03/2024 - 04/01/2024	EUT Type: Portable Computing Device	Page 159 of 277

	Frequency [MHz]	Channel	802.11 MODE	Antenna-1 In-Band Emission	Antenna-2 In-Band Emission
Band 5	5935	2	be (20MHz)	PASS	PASS
	6175	45	be (20MHz)	PASS	PASS
	6415	93	be (20MHz)	PASS	PASS
	5965	3	be (40MHz)	PASS	PASS
	6165	43	be (40MHz)	PASS	PASS
	6405	91	be (40MHz)	PASS	PASS
	5985	7	be (80MHz)	PASS	PASS
	6145	39	be (80MHz)	PASS	PASS
	6385	87	be (80MHz)	PASS	PASS
	6025	15	be (160MHz)	PASS	PASS
	6185	47	be (160MHz)	PASS	PASS
Band 7	6345	79	be (160MHz)	PASS	PASS
	6105	31	be (320MHz)	PASS	PASS
	6695	117	be (20MHz)	PASS	PASS
	6695	149	be (20MHz)	PASS	PASS
	6855	181	be (20MHz)	PASS	PASS
	6565	123	be (40MHz)	PASS	PASS
	6725	155	be (40MHz)	PASS	PASS
	6845	179	be (40MHz)	PASS	PASS
	6625	135	be (80MHz)	PASS	PASS
	6705	151	be (80MHz)	PASS	PASS
6785	167	be (80MHz)	PASS	PASS	
6665	143	be (160MHz)	PASS	PASS	

**Table 7-41. MIMO In-Band Emission Measurements (26 Tones) - SP**

<b>FCC ID:</b> C3K2085 <b>IC:</b> 3048A-2085	<b>MEASUREMENT REPORT</b>		<b>Approved by:</b> Technical Manager
<b>Test Report S/N:</b> 1M2311170118-12-R2.C3K	<b>Test Dates:</b> 01/03/2024 - 04/01/2024	<b>EUT Type:</b> Portable Computing Device	Page 160 of 277



	Frequency [MHz]	Channel	802.11 MODE	Antenna-1 In-Band Emission	Antenna-2 In-Band Emission
Band 5	5935	2	be (20MHz)	PASS	PASS
	6175	45	be (20MHz)	PASS	PASS
	6415	93	be (20MHz)	PASS	PASS
	5965	3	be (40MHz)	PASS	PASS
	6165	43	be (40MHz)	PASS	PASS
	6405	91	be (40MHz)	PASS	PASS
	5985	7	be (80MHz)	PASS	PASS
	6145	39	be (80MHz)	PASS	PASS
	6385	87	be (80MHz)	PASS	PASS
	6025	15	be (160MHz)	PASS	PASS
	6185	47	be (160MHz)	PASS	PASS
	6345	79	be (160MHz)	PASS	PASS
	6105	31	be (320MHz)	PASS	PASS
6265	63	be (320MHz)	PASS	PASS	
Band 6	6435	97	be (20MHz)	PASS	PASS
	6475	105	be (20MHz)	PASS	PASS
	6515	113	be (20MHz)	PASS	PASS
	6445	99	be (40MHz)	PASS	PASS
	6485	107	be (40MHz)	PASS	PASS
	6525	115	be (40MHz)	PASS	PASS
	6465	103	be (80MHz)	PASS	PASS
6505	111	be (160MHz)	PASS	PASS	
Band 5/6/7	6425	95	be (320MHz)	PASS	PASS
Band 7	6695	117	be (20MHz)	PASS	PASS
	6695	149	be (20MHz)	PASS	PASS
	6875	185	be (20MHz)	PASS	PASS
	6565	123	be (40MHz)	PASS	PASS
	6725	155	be (40MHz)	PASS	PASS
	6845	179	be (40MHz)	PASS	PASS
	6545	119	be (80MHz)	PASS	PASS
	6705	151	be (80MHz)	PASS	PASS
	6865	183	be (80MHz)	PASS	PASS
	6665	143	be (160MHz)	PASS	PASS
6825	175	be (160MHz)	PASS	PASS	
Band 6/7	6585	127	be (320MHz)	PASS	PASS
Band 7/8	6745	159	be (320MHz)	PASS	PASS
Band 8	6895	189	be (20MHz)	PASS	PASS
	6995	209	be (20MHz)	PASS	PASS
	7115	233	be (20MHz)	PASS	PASS
	6885	187	be (40MHz)	PASS	PASS
	6965	211	be (40MHz)	PASS	PASS
	7085	227	be (40MHz)	PASS	PASS
	6945	199	be (80MHz)	PASS	PASS
	7025	215	be (80MHz)	PASS	PASS
6985	207	be (160MHz)	PASS	PASS	
Band 7/8	6905	191	be (320MHz)	PASS	PASS

**Table 7-42. MIMO In-Band Emission Measurements (Full Tones) - LPI**

FCC ID: C3K2085 IC: 3048A-2085	<b>MEASUREMENT REPORT</b>		Approved by: Technical Manager
Test Report S/N: 1M2311170118-12-R2.C3K	Test Dates: 01/03/2024 - 04/01/2024	EUT Type: Portable Computing Device	Page 161 of 277

	Frequency [MHz]	Channel	802.11 MODE	Antenna-1 In-Band Emission	Antenna-2 In-Band Emission
Band 5	5935	2	be (20MHz)	PASS	PASS
	6175	45	be (20MHz)	PASS	PASS
	6415	93	be (20MHz)	PASS	PASS
	5965	3	be (40MHz)	PASS	PASS
	6165	43	be (40MHz)	PASS	PASS
	6405	91	be (40MHz)	PASS	PASS
	5985	7	be (80MHz)	PASS	PASS
	6145	39	be (80MHz)	PASS	PASS
	6385	87	be (80MHz)	PASS	PASS
	6025	15	be (160MHz)	PASS	PASS
	6185	47	be (160MHz)	PASS	PASS
Band 7	6345	79	be (160MHz)	PASS	PASS
	6105	31	be (320MHz)	PASS	PASS
	6695	117	be (20MHz)	PASS	PASS
	6695	149	be (20MHz)	PASS	PASS
	6855	181	be (20MHz)	PASS	PASS
	6565	123	be (40MHz)	PASS	PASS
	6725	155	be (40MHz)	PASS	PASS
	6845	179	be (40MHz)	PASS	PASS
	6625	135	be (80MHz)	PASS	PASS
	6705	151	be (80MHz)	PASS	PASS
	6785	167	be (80MHz)	PASS	PASS
6665	143	be (160MHz)	PASS	PASS	

**Table 7-43. MIMO In-Band Emission Measurements (Full Tones) - SP**

	Frequency [MHz]	Channel	802.11 MODE	MRU Cases	Antenna-1 In-Band Emission	Antenna-2 In-Band Emission
Band 5	6145	39	be (80MHz)	484+242T	PASS	PASS
	6185	47	be (160MHz)	996+484T	PASS	PASS
	6105	31	be (320MHz)	3x996+484T	PASS	PASS
	6105	31	be (320MHz)	3x996T	PASS	PASS
	6105	31	be (320MHz)	2x996+484T	PASS	PASS
Band 6	6465	103	be (80MHz)	484+242T	PASS	PASS
	6505	111	be (160MHz)	996+484T	PASS	PASS
Band 5/6/7	6425	95	be (320MHz)	3x996+484T	PASS	PASS
	6425	95	be (320MHz)	3x996T	PASS	PASS
	6425	95	be (320MHz)	2x996+484T	PASS	PASS
Band 7	6705	151	be (80MHz)	484+242T	PASS	PASS
	6665	143	be (160MHz)	996+484T	PASS	PASS
Band 7/8	6745	159	be (320MHz)	3x996+484T	PASS	PASS
	6745	159	be (320MHz)	3x996T	PASS	PASS
	6745	159	be (320MHz)	2x996+484T	PASS	PASS
Band 8	6945	199	be (80MHz)	484+242T	PASS	PASS
	6985	207	be (160MHz)	996+484T	PASS	PASS
Band 7/8	6905	191	be (320MHz)	3x996+484T	PASS	PASS
	6905	191	be (320MHz)	3x996T	PASS	PASS
	6905	191	be (320MHz)	2x996+484T	PASS	PASS

**Table 7-44. MIMO In-Band Emission Measurements (MRU) - LPI**

<b>FCC ID:</b> C3K2085 <b>IC:</b> 3048A-2085	<b>MEASUREMENT REPORT</b>		<b>Approved by:</b> Technical Manager
<b>Test Report S/N:</b> 1M2311170118-12-R2.C3K	<b>Test Dates:</b> 01/03/2024 - 04/01/2024	<b>EUT Type:</b> Portable Computing Device	Page 162 of 277

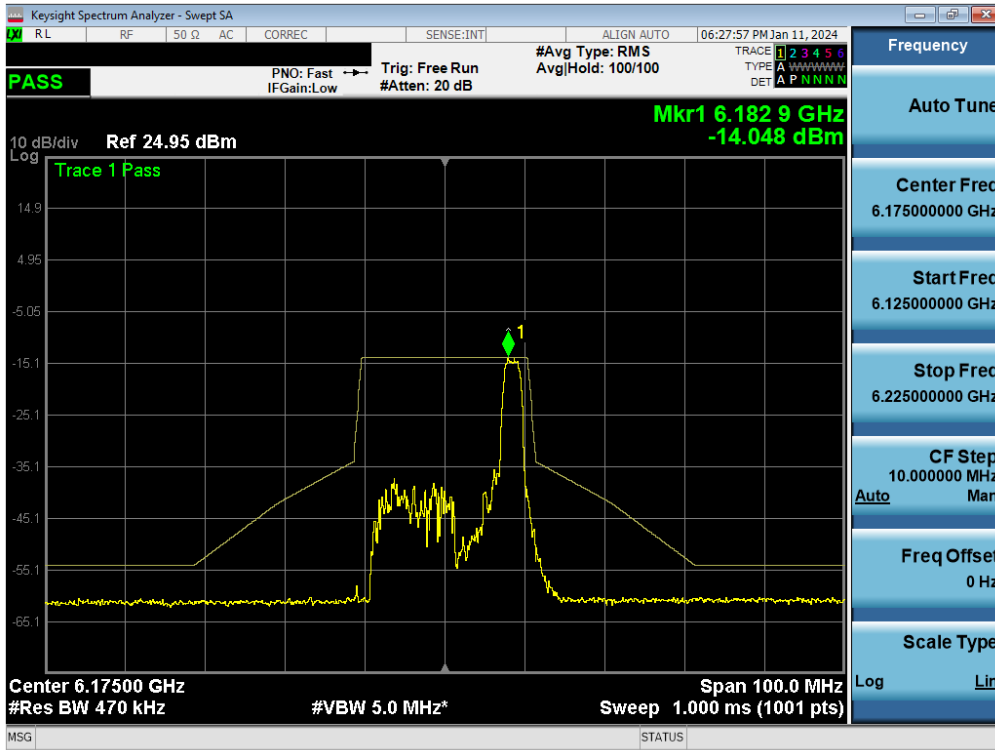


	Frequency [MHz]	Channel	802.11 MODE	MRU Cases	Antenna-1 In-Band Emission	Antenna-2 In-Band Emission
Band 5	6145	39	be (80MHz)	484+242T	PASS	PASS
	6185	47	be (160MHz)	996+484T	PASS	PASS
	6105	31	be (320MHz)	3x996+484T	PASS	PASS
	6105	31	be (320MHz)	3x996T	PASS	PASS
Band 7	6105	31	be (320MHz)	2x996+484T	PASS	PASS
	6705	151	be (80MHz)	484+242T	PASS	PASS
	6665	143	be (160MHz)	996+484T	PASS	PASS

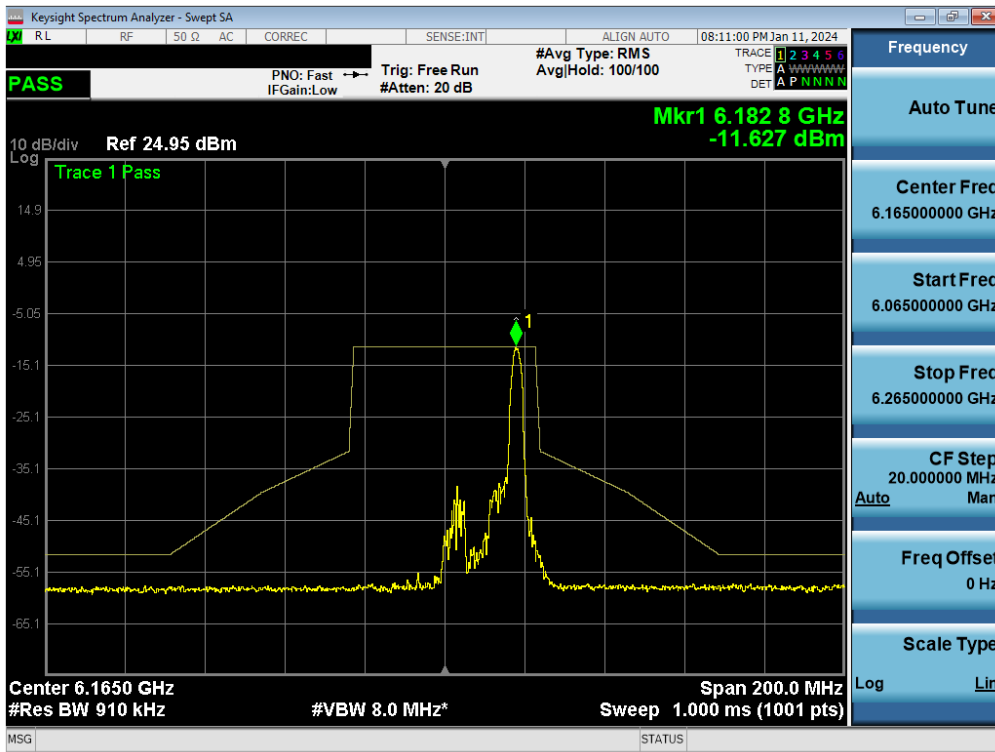
**Table 7-45. MIMO In-Band Emission Measurements (MRU) - SP**

<b>FCC ID:</b> C3K2085 <b>IC:</b> 3048A-2085	<b>MEASUREMENT REPORT</b>		<b>Approved by:</b> Technical Manager
<b>Test Report S/N:</b> 1M2311170118-12-R2.C3K	<b>Test Dates:</b> 01/03/2024 - 04/01/2024	<b>EUT Type:</b> Portable Computing Device	Page 163 of 277

## 7.5.1 MIMO Antenna-1 In-Band Emission Measurements

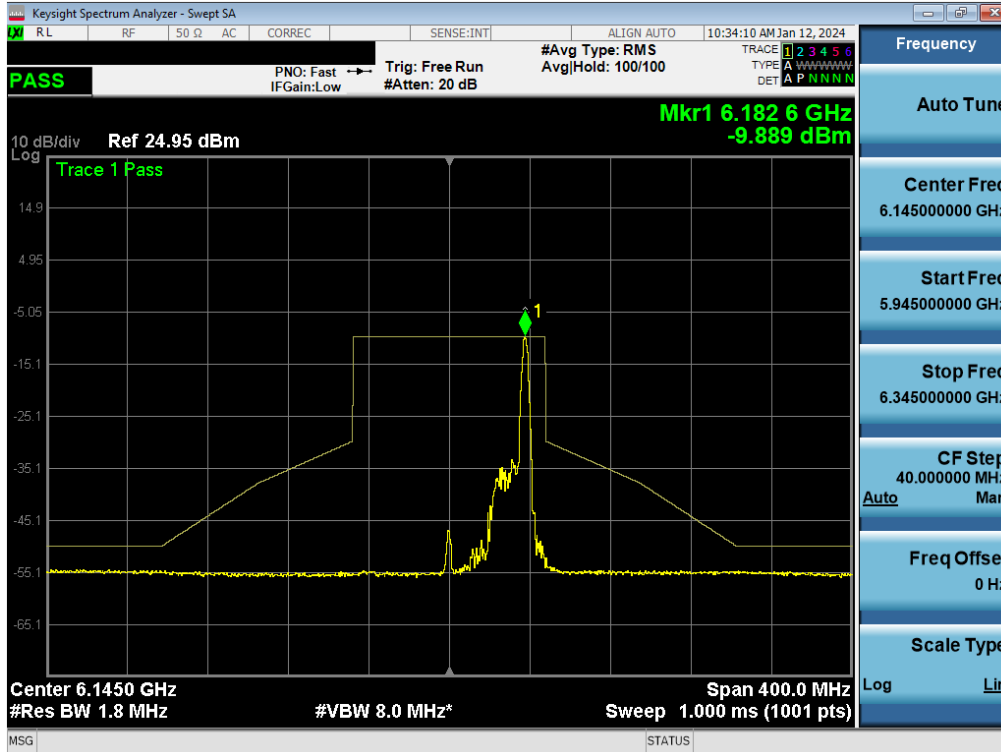


Plot 7-231. In-Band Emission Plot MIMO ANT1 (20MHz BW 802.11be (26 Tones) (UNII Band 5) – Ch. 45) - LPI

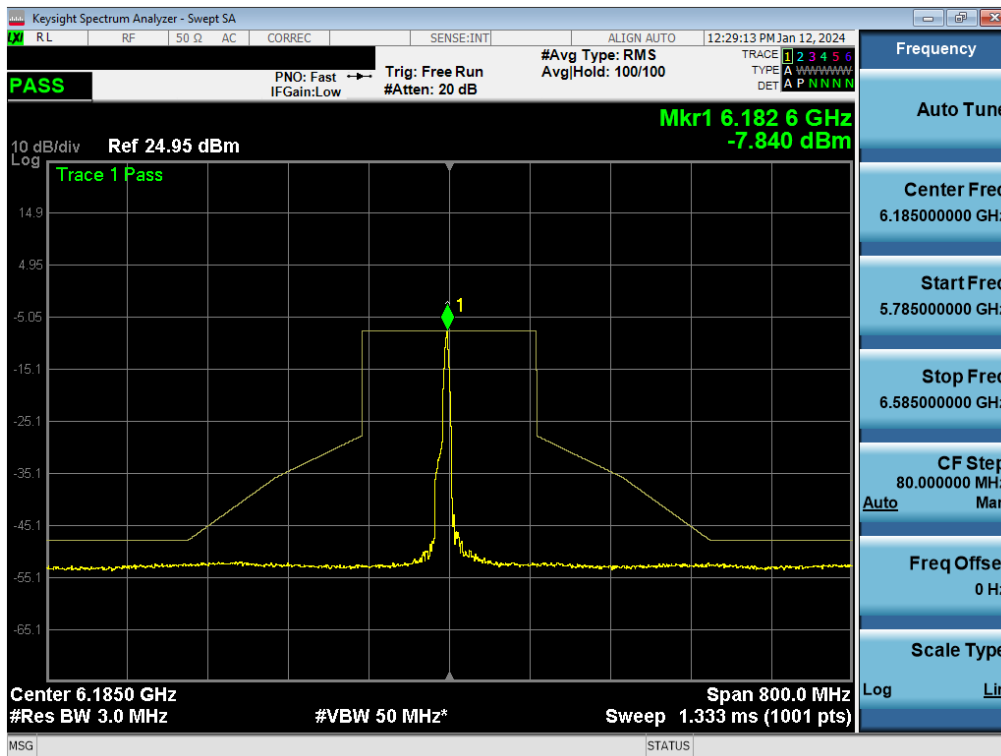


Plot 7-232. In-Band Emission Plot MIMO ANT1 (40MHz BW 802.11be (26 Tones) (UNII Band 5) – Ch. 43) - LPI

FCC ID: C3K2085 IC: 3048A-2085	MEASUREMENT REPORT		Approved by: Technical Manager
Test Report S/N: 1M2311170118-12-R2.C3K	Test Dates: 01/03/2024 - 04/01/2024	EUT Type: Portable Computing Device	Page 164 of 277

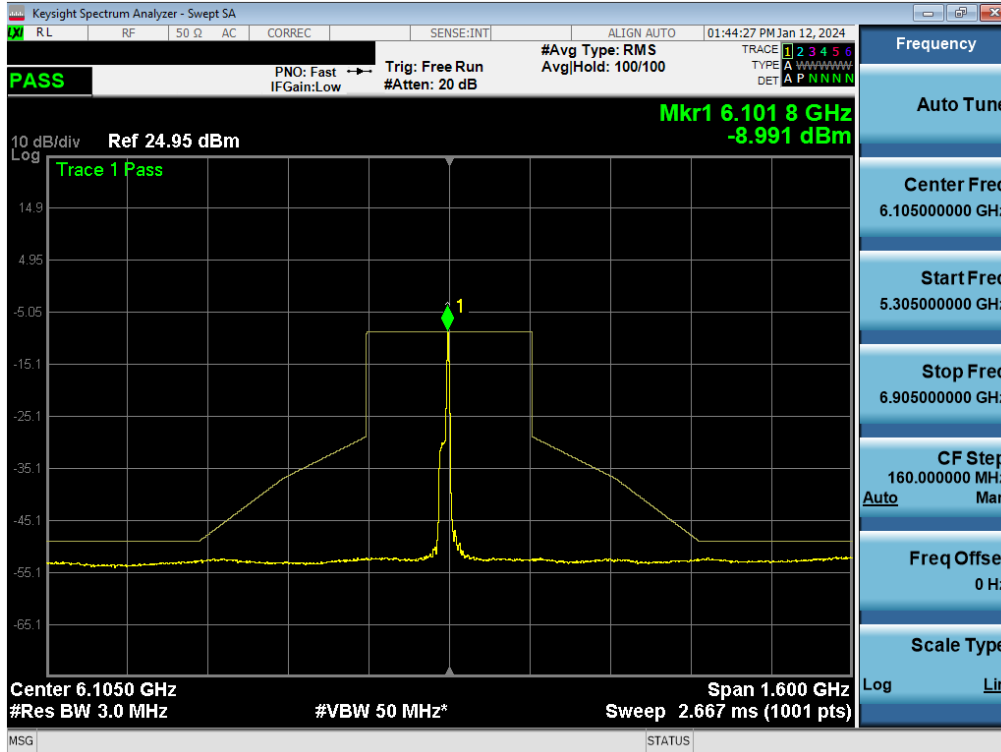


Plot 7-233. In-Band Emission Plot MIMO ANT1 (80MHz BW 802.11be (26 Tones) (UNII Band 5) – Ch. 39) - LPI

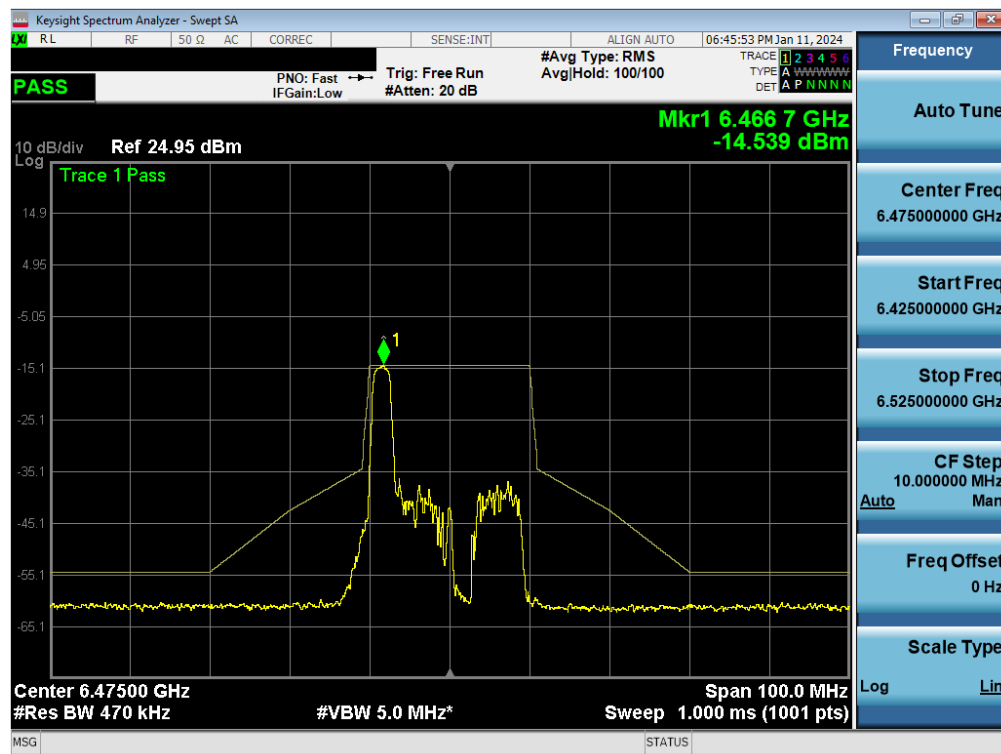


Plot 7-234. In-Band Emission Plot MIMO ANT1 (160MHz BW 802.11be (26 Tones) (UNII Band 5) – Ch. 47) - LPI

FCC ID: C3K2085 IC: 3048A-2085	<b>MEASUREMENT REPORT</b>		Approved by: Technical Manager
Test Report S/N: 1M2311170118-12-R2.C3K	Test Dates: 01/03/2024 - 04/01/2024	EUT Type: Portable Computing Device	Page 165 of 277

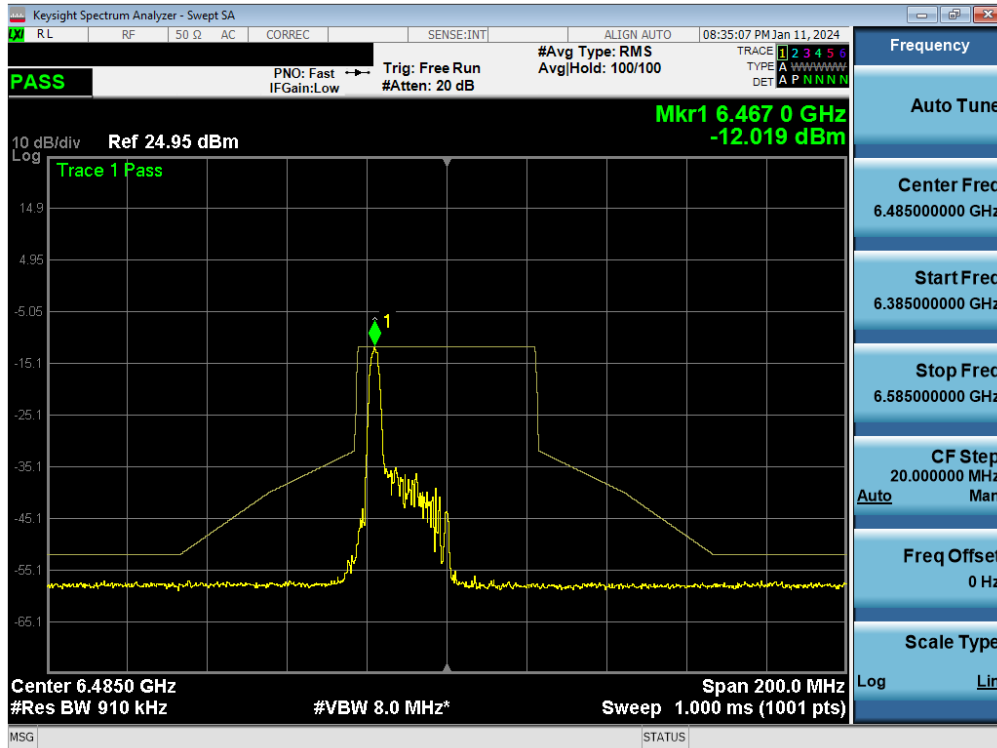


Plot 7-235. In-Band Emission Plot MIMO ANT1 (320MHz BW 802.11be (26 Tones) (UNII Band 5) – Ch. 31) - LPI

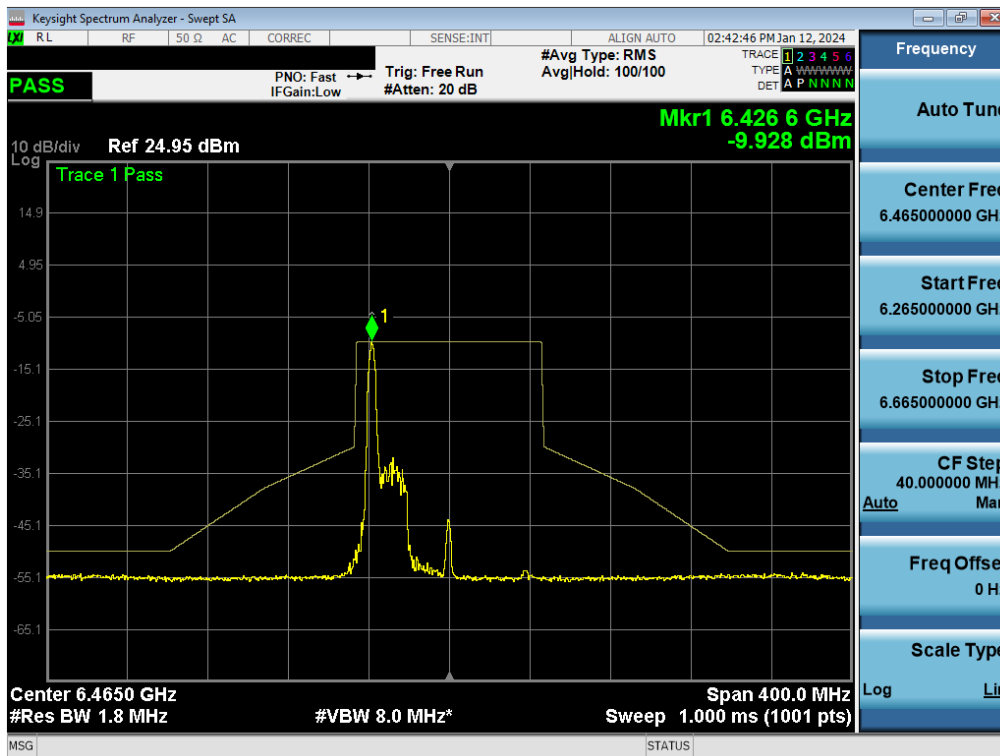


Plot 7-236. In-Band Emission Plot MIMO ANT1 (20MHz BW 802.11be (26 Tones) (UNII Band 6) – Ch. 105) - LPI

FCC ID: C3K2085 IC: 3048A-2085	MEASUREMENT REPORT		Approved by: Technical Manager
Test Report S/N: 1M2311170118-12-R2.C3K	Test Dates: 01/03/2024 - 04/01/2024	EUT Type: Portable Computing Device	Page 166 of 277

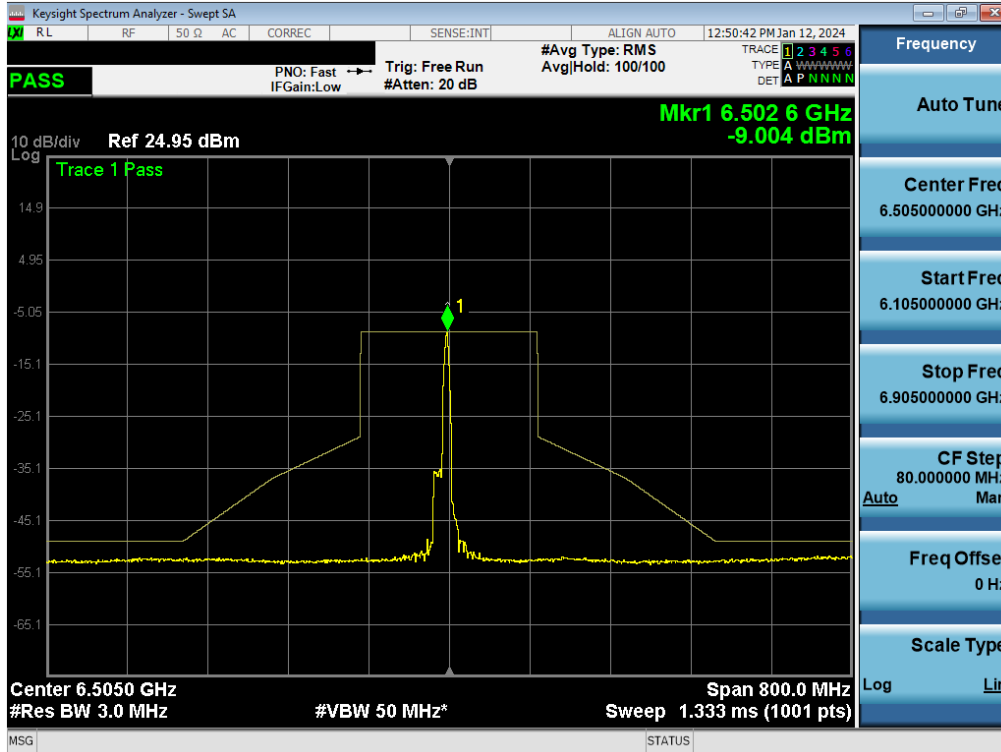


Plot 7-237. In-Band Emission Plot MIMO ANT1 (40MHz BW 802.11be (26 Tones) (UNII Band 6) – Ch. 107) - LPI

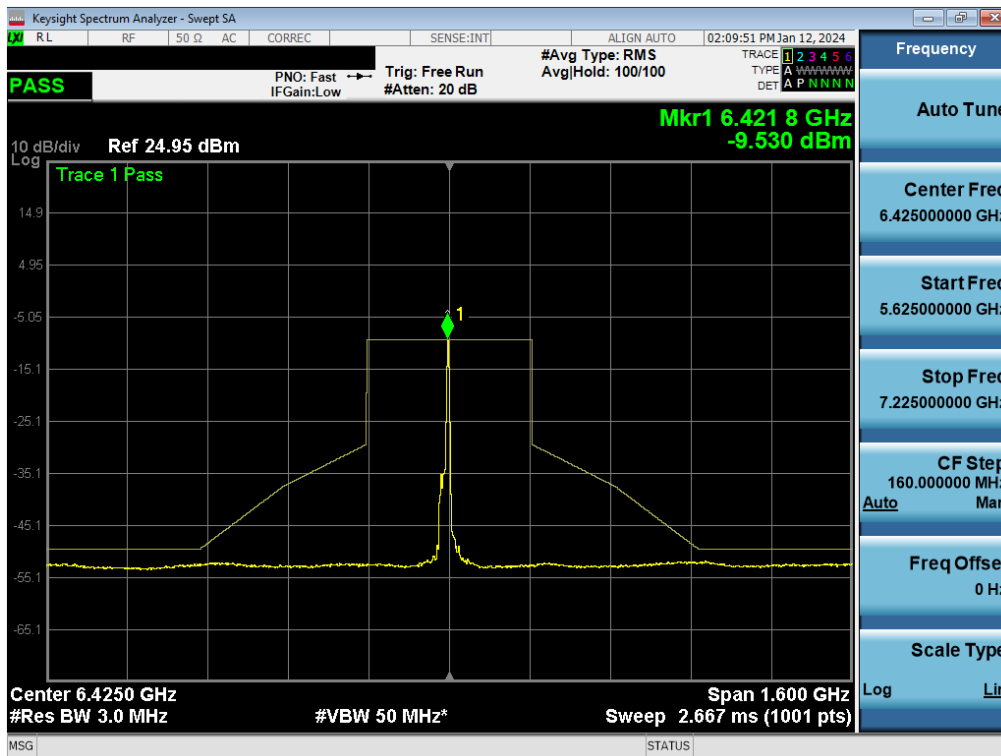


Plot 7-238. In-Band Emission Plot MIMO ANT1 (80MHz BW 802.11be (26 Tones) (UNII Band 6) – Ch. 103) - LPI

FCC ID: C3K2085 IC: 3048A-2085	MEASUREMENT REPORT		Approved by: Technical Manager
Test Report S/N: 1M2311170118-12-R2.C3K	Test Dates: 01/03/2024 - 04/01/2024	EUT Type: Portable Computing Device	Page 167 of 277



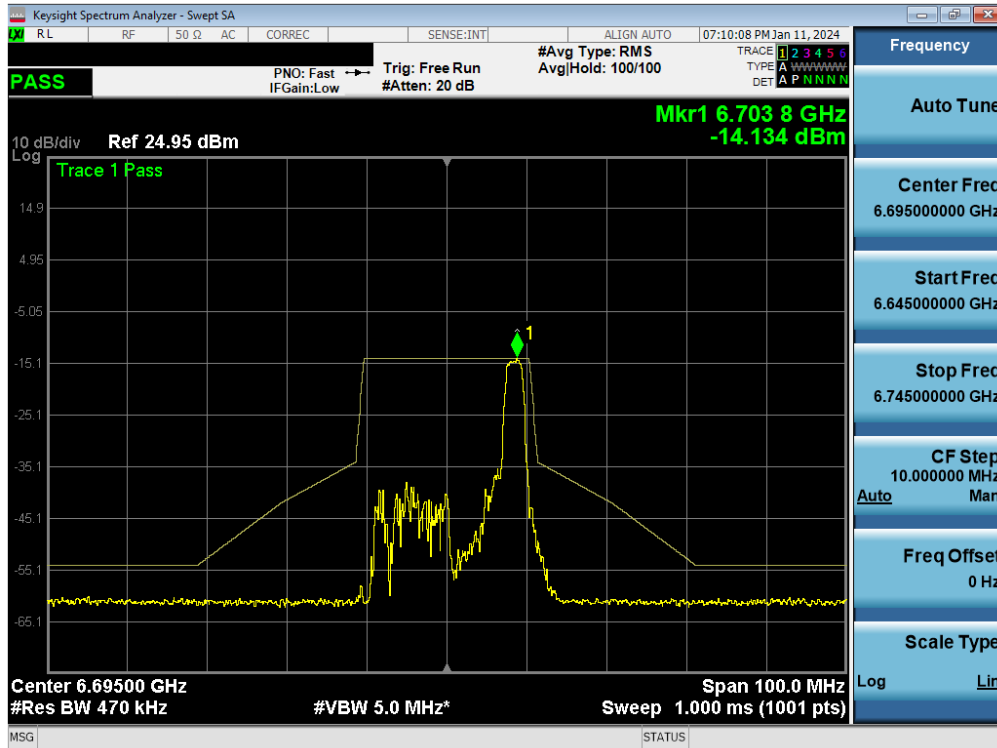
Plot 7-239. In-Band Emission Plot MIMO ANT1 (160MHz BW 802.11be (26 Tones) (UNII Band 6) – Ch. 111) - LPI



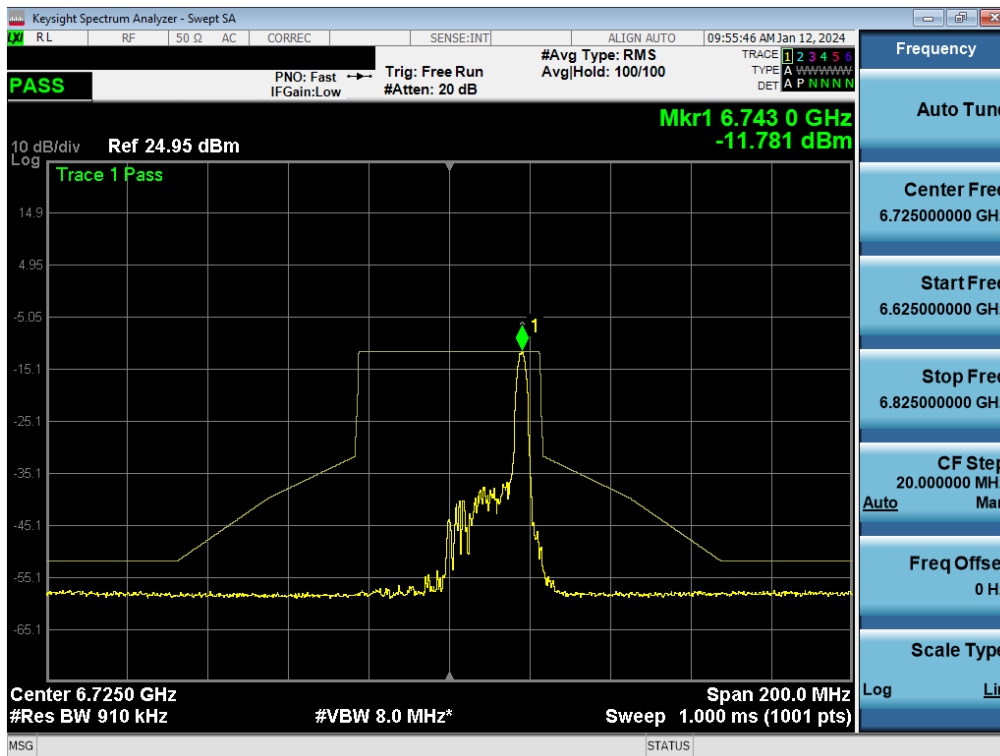
Plot 7-240. In-Band Emission Plot MIMO ANT1 (320MHz BW 802.11be (26 Tones) (UNII Band 6) – Ch. 95) - LPI

FCC ID: C3K2085 IC: 3048A-2085	MEASUREMENT REPORT		Approved by: Technical Manager
Test Report S/N: 1M2311170118-12-R2.C3K	Test Dates: 01/03/2024 - 04/01/2024	EUT Type: Portable Computing Device	Page 168 of 277



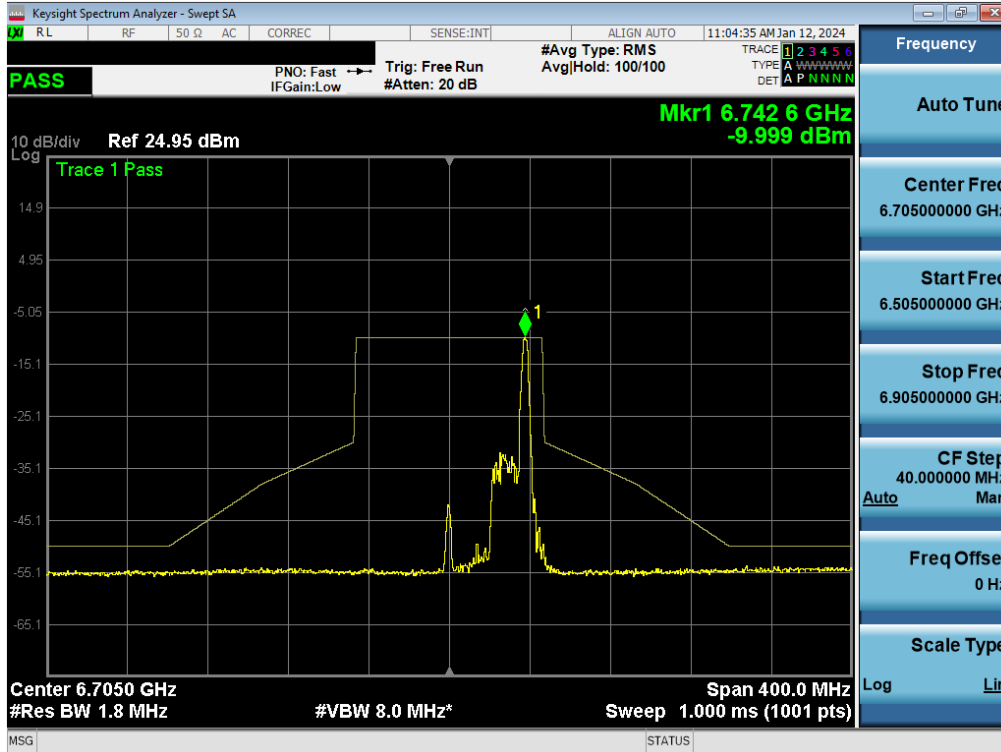


Plot 7-241. In-Band Emission Plot MIMO ANT1 (20MHz BW 802.11be (26 Tones) (UNII Band 7) – Ch. 149) - LPI

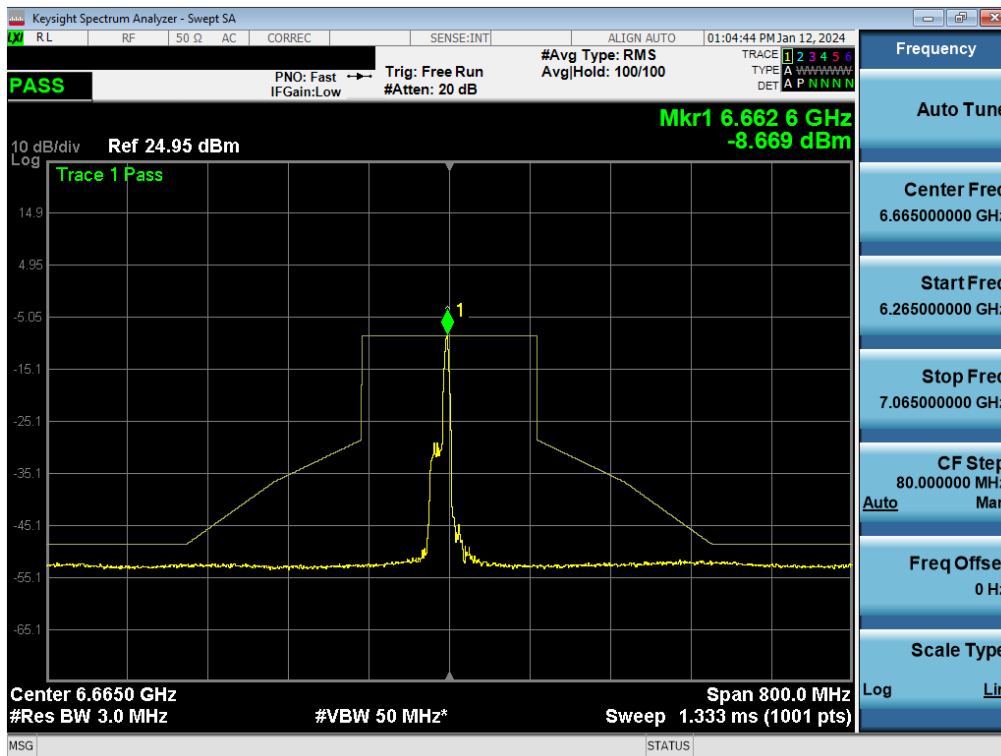


Plot 7-242. In-Band Emission Plot MIMO ANT1 (40MHz BW 802.11be (26 Tones) (UNII Band 7) – Ch. 155) - LPI

FCC ID: C3K2085 IC: 3048A-2085	MEASUREMENT REPORT		Approved by: Technical Manager
Test Report S/N: 1M2311170118-12-R2.C3K	Test Dates: 01/03/2024 - 04/01/2024	EUT Type: Portable Computing Device	Page 169 of 277

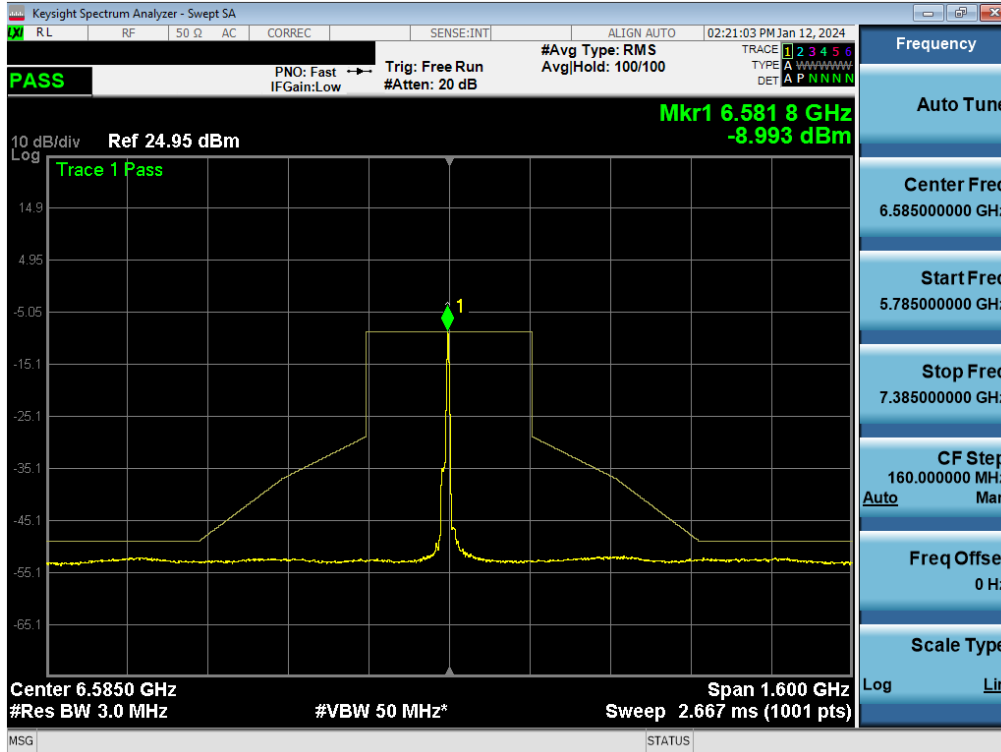


Plot 7-243. In-Band Emission Plot MIMO ANT1 (80MHz BW 802.11be (26 Tones) (UNII Band 7) – Ch. 151) - LPI



Plot 7-244. In-Band Emission Plot MIMO ANT1 (160MHz BW 802.11be (26 Tones) (UNII Band 7) – Ch. 143) - LPI

FCC ID: C3K2085 IC: 3048A-2085	<b>MEASUREMENT REPORT</b>		Approved by: Technical Manager
Test Report S/N: 1M2311170118-12-R2.C3K	Test Dates: 01/03/2024 - 04/01/2024	EUT Type: Portable Computing Device	Page 170 of 277

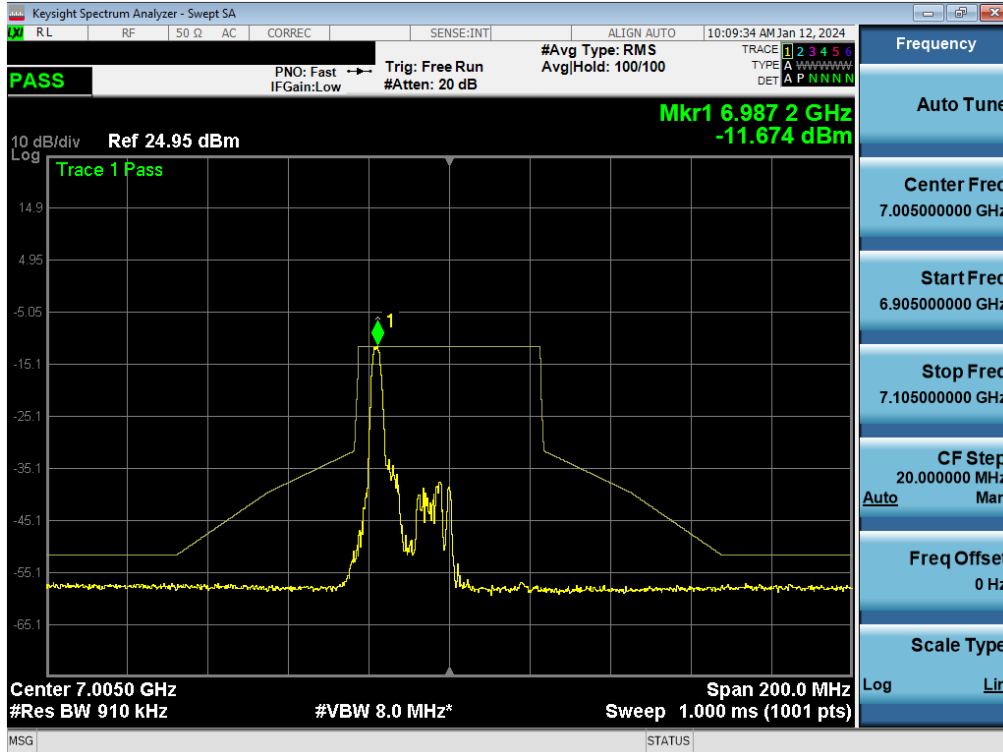


Plot 7-245. In-Band Emission Plot MIMO ANT1 (320MHz BW 802.11be (26 Tones) (UNII Band 7) – Ch. 127) - LPI

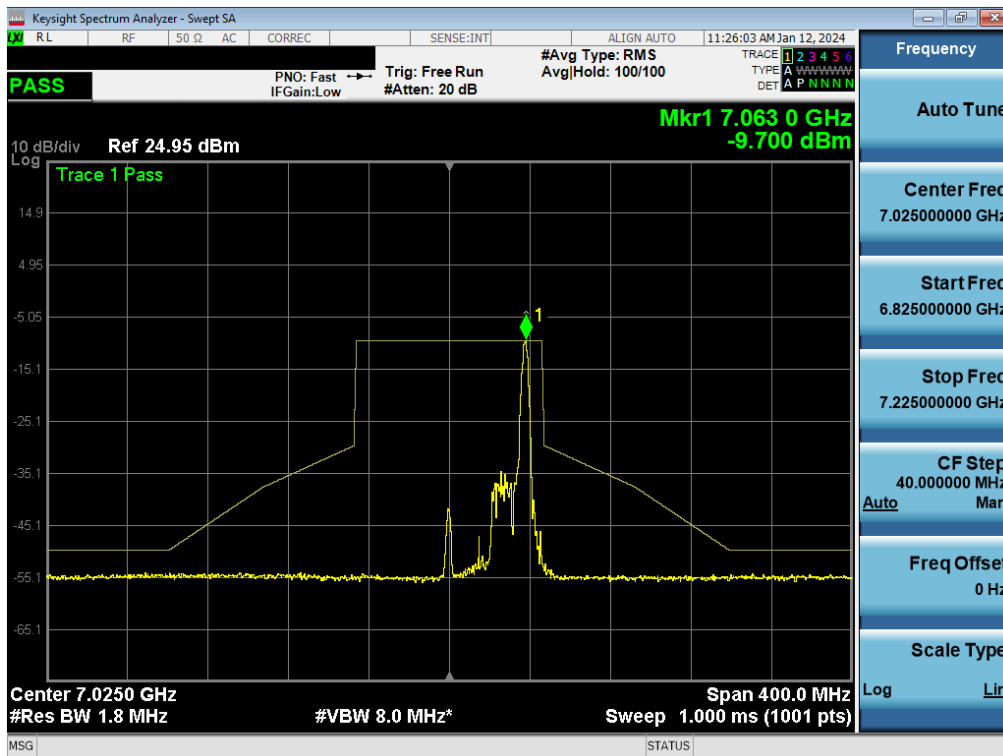


Plot 7-246. In-Band Emission Plot MIMO ANT1 (20MHz BW 802.11be (26 Tones) (UNII Band 8) – Ch. 209) - LPI

FCC ID: C3K2085 IC: 3048A-2085	MEASUREMENT REPORT		Approved by: Technical Manager
Test Report S/N: 1M2311170118-12-R2.C3K	Test Dates: 01/03/2024 - 04/01/2024	EUT Type: Portable Computing Device	Page 171 of 277

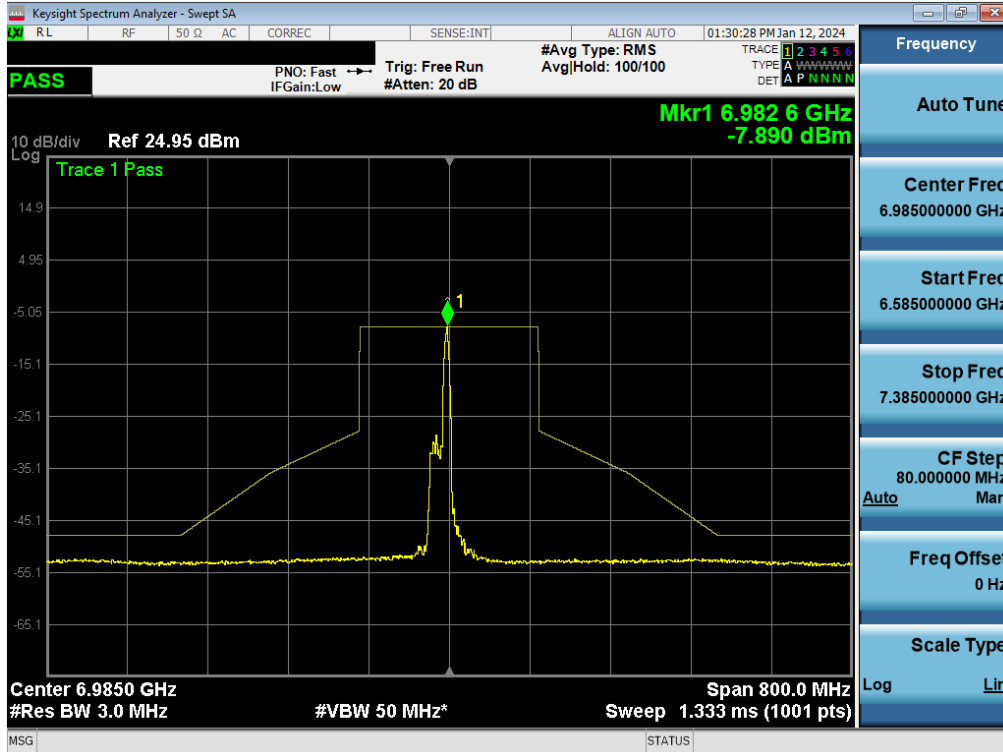


Plot 7-247. In-Band Emission Plot MIMO ANT1 (40MHz BW 802.11be (26 Tones) (UNII Band 8) – Ch. 211) - LPI

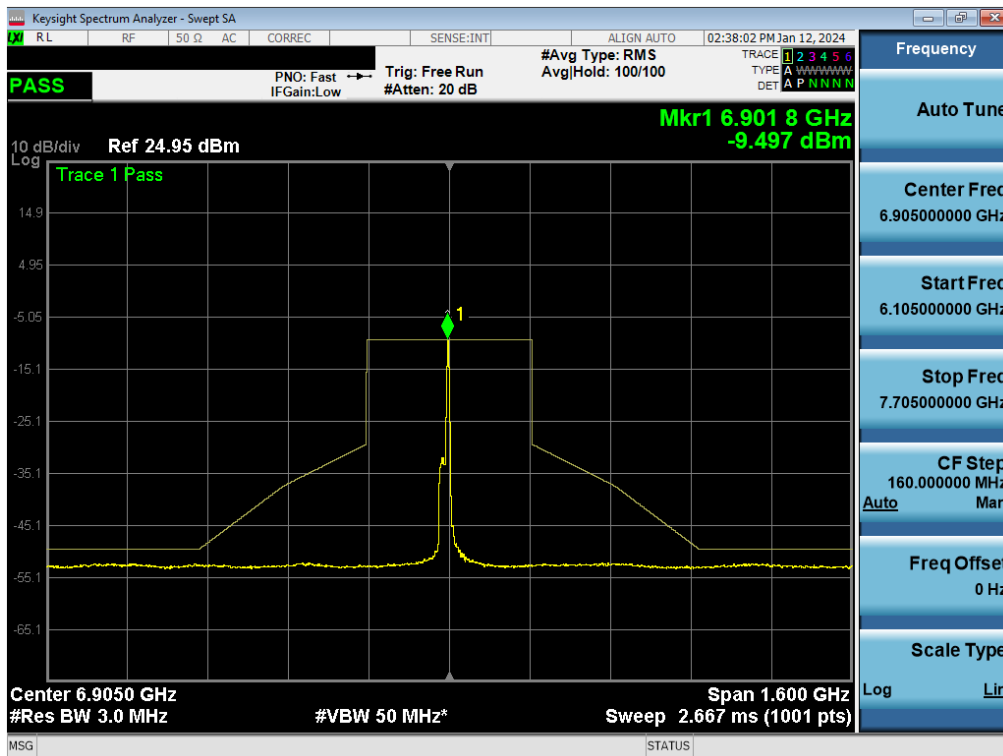


Plot 7-248. In-Band Emission Plot MIMO ANT1 (80MHz BW 802.11be (26 Tones) (UNII Band 8) – Ch. 199) - LPI

FCC ID: C3K2085 IC: 3048A-2085	<b>MEASUREMENT REPORT</b>		Approved by: Technical Manager
Test Report S/N: 1M2311170118-12-R2.C3K	Test Dates: 01/03/2024 - 04/01/2024	EUT Type: Portable Computing Device	Page 172 of 277

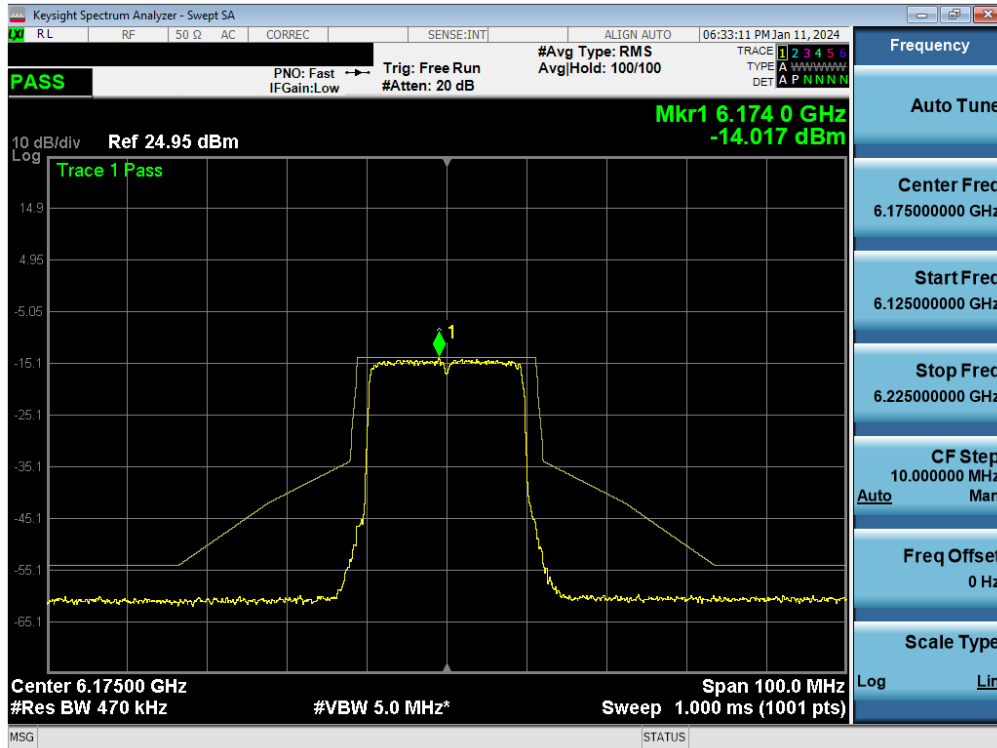


Plot 7-249. In-Band Emission Plot MIMO ANT1 (160MHz BW 802.11be (26 Tones) (UNII Band 8) – Ch. 207) - LPI

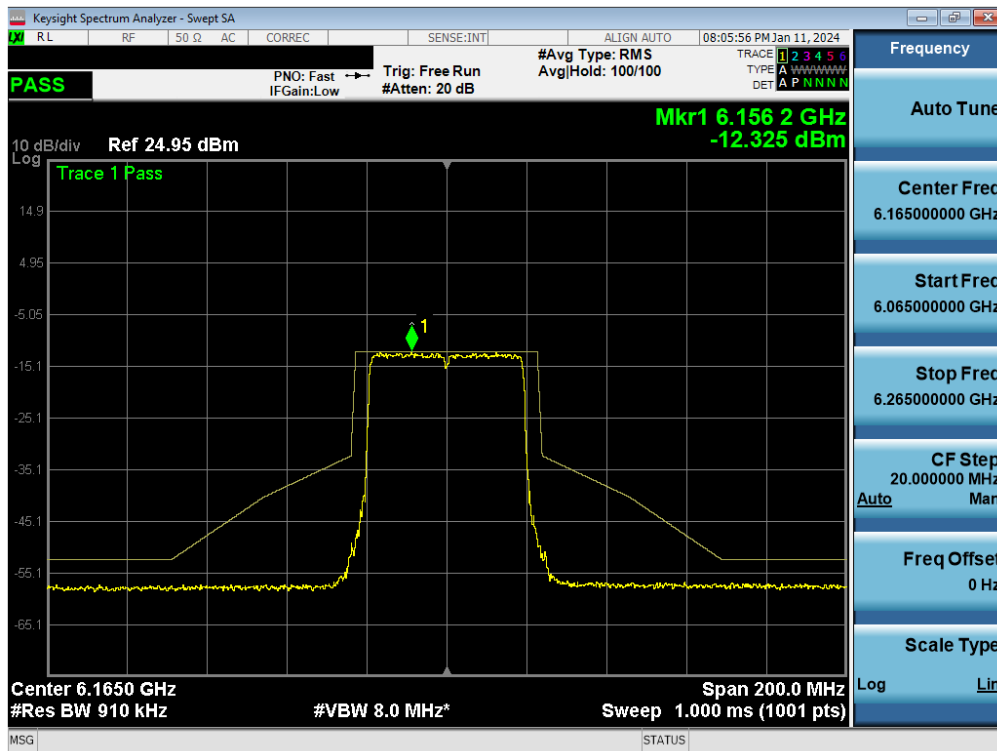


Plot 7-250. In-Band Emission Plot MIMO ANT1 (320MHz BW 802.11be (26 Tones) (UNII Band 8) – Ch. 191) - LPI

FCC ID: C3K2085 IC: 3048A-2085	MEASUREMENT REPORT		Approved by: Technical Manager
Test Report S/N: 1M2311170118-12-R2.C3K	Test Dates: 01/03/2024 - 04/01/2024	EUT Type: Portable Computing Device	Page 173 of 277

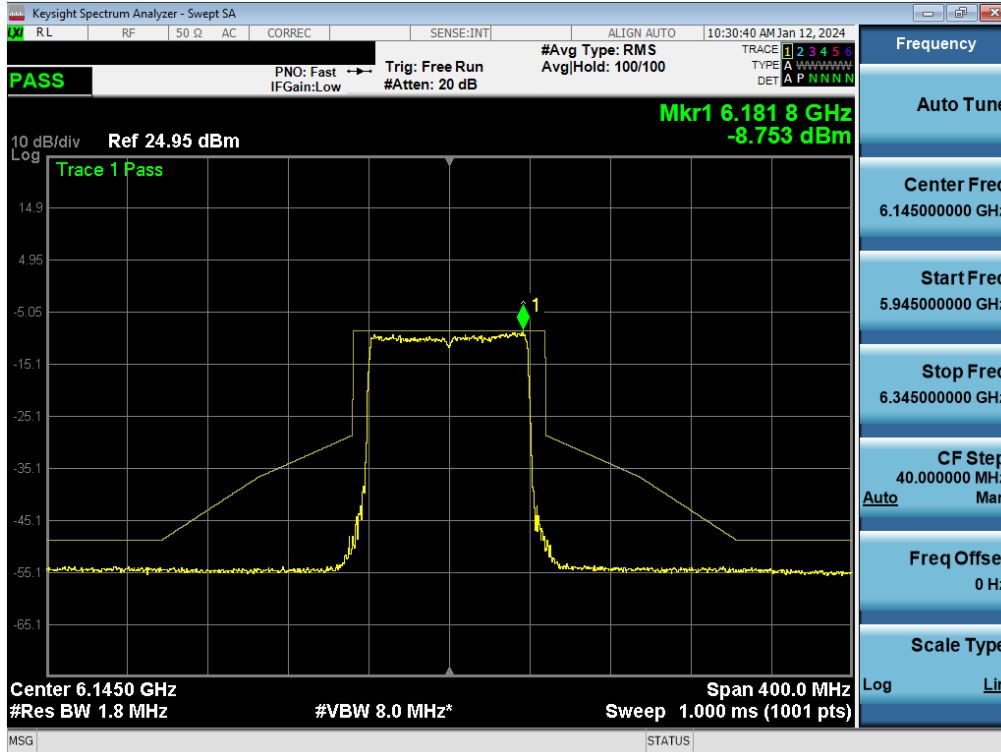


Plot 7-251. In-Band Emission Plot MIMO ANT1 (20MHz BW 802.11be (Full Tone) (UNII Band 5) – Ch. 45) - LPI

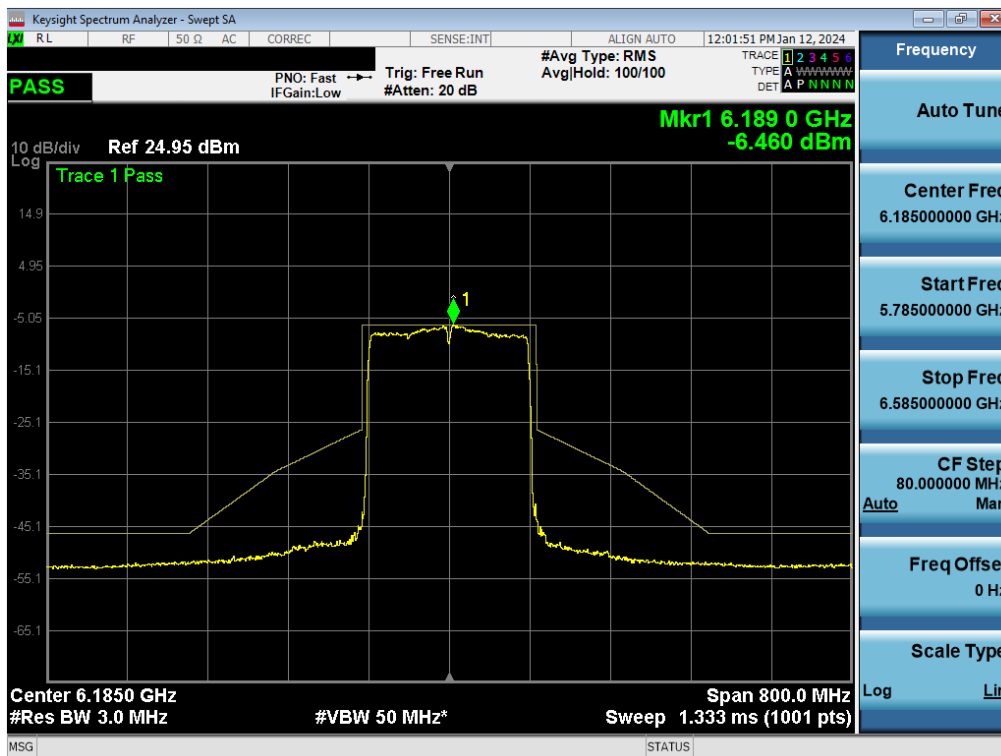


Plot 7-252. In-Band Emission Plot MIMO ANT1 (40MHz BW 802.11be (Full Tone) (UNII Band 5) – Ch. 43) - LPI

FCC ID: C3K2085 IC: 3048A-2085	MEASUREMENT REPORT		Approved by: Technical Manager
Test Report S/N: 1M2311170118-12-R2.C3K	Test Dates: 01/03/2024 - 04/01/2024	EUT Type: Portable Computing Device	Page 174 of 277

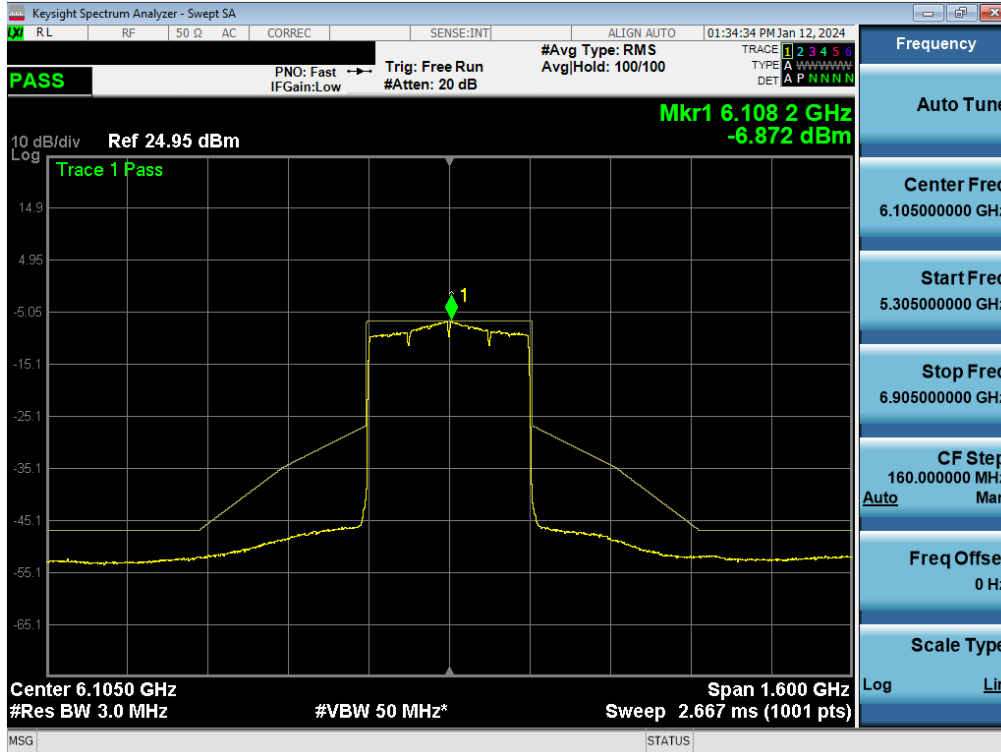


Plot 7-253. In-Band Emission Plot MIMO ANT1 (80MHz BW 802.11be (Full Tone) (UNII Band 5) – Ch. 39) - LPI

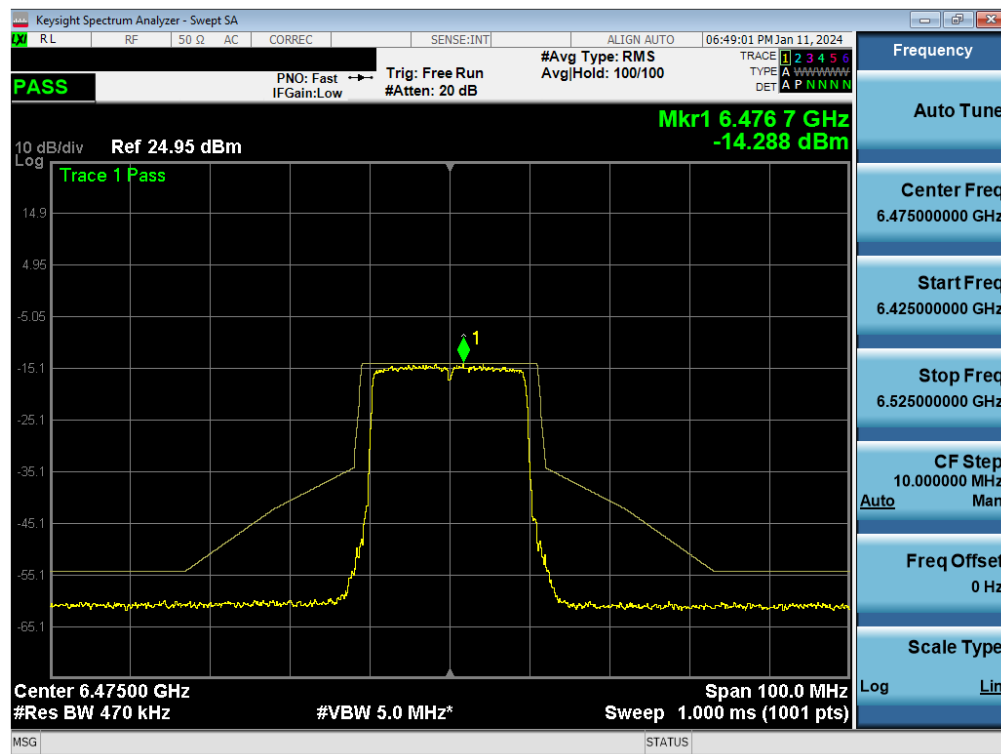


Plot 7-254. In-Band Emission Plot MIMO ANT1 (160MHz BW 802.11be (Full Tone) (UNII Band 5) – Ch. 47) - LPI

FCC ID: C3K2085 IC: 3048A-2085	<b>MEASUREMENT REPORT</b>		Approved by: Technical Manager
Test Report S/N: 1M2311170118-12-R2.C3K	Test Dates: 01/03/2024 - 04/01/2024	EUT Type: Portable Computing Device	Page 175 of 277



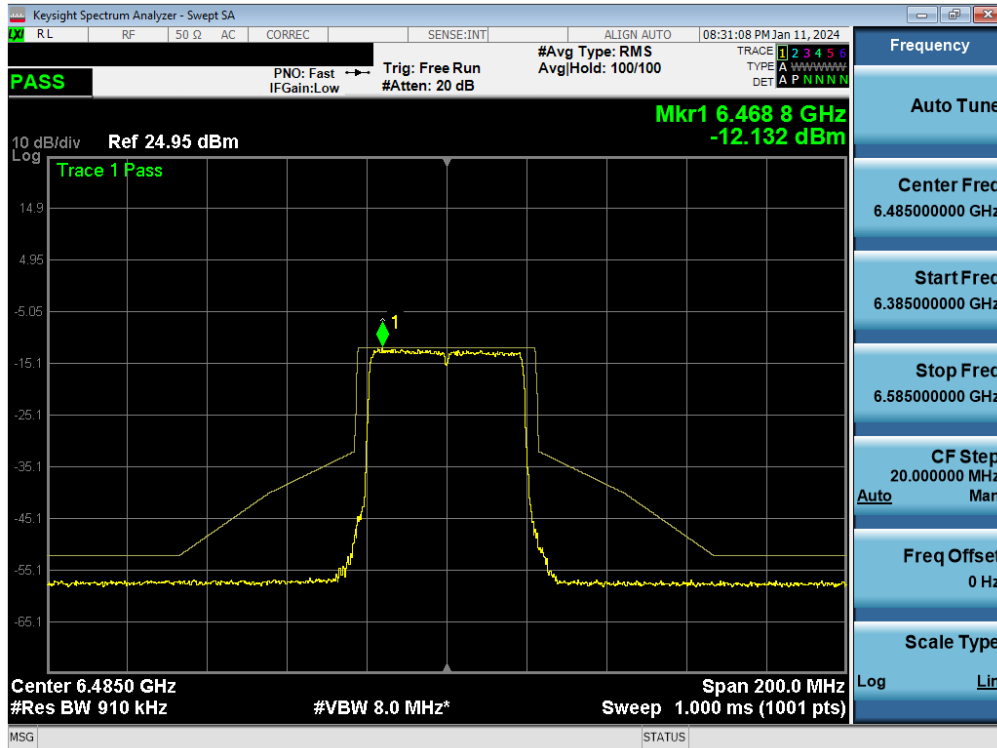
Plot 7-255. In-Band Emission Plot MIMO ANT1 (320MHz BW 802.11be (Full Tone) (UNII Band 5) – Ch. 31) - LPI



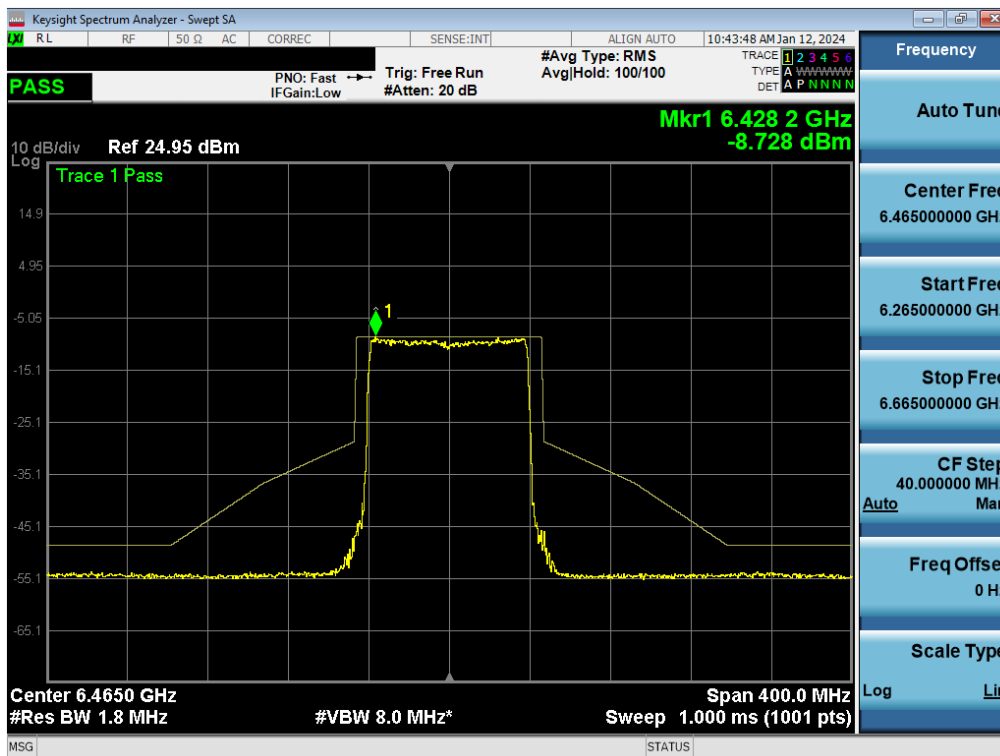
Plot 7-256. In-Band Emission Plot MIMO ANT1 (20MHz BW 802.11be (Full Tone) (UNII Band 6) – Ch. 105) - LPI

FCC ID: C3K2085 IC: 3048A-2085	<b>MEASUREMENT REPORT</b>		Approved by: Technical Manager
Test Report S/N: 1M2311170118-12-R2.C3K	Test Dates: 01/03/2024 - 04/01/2024	EUT Type: Portable Computing Device	Page 176 of 277



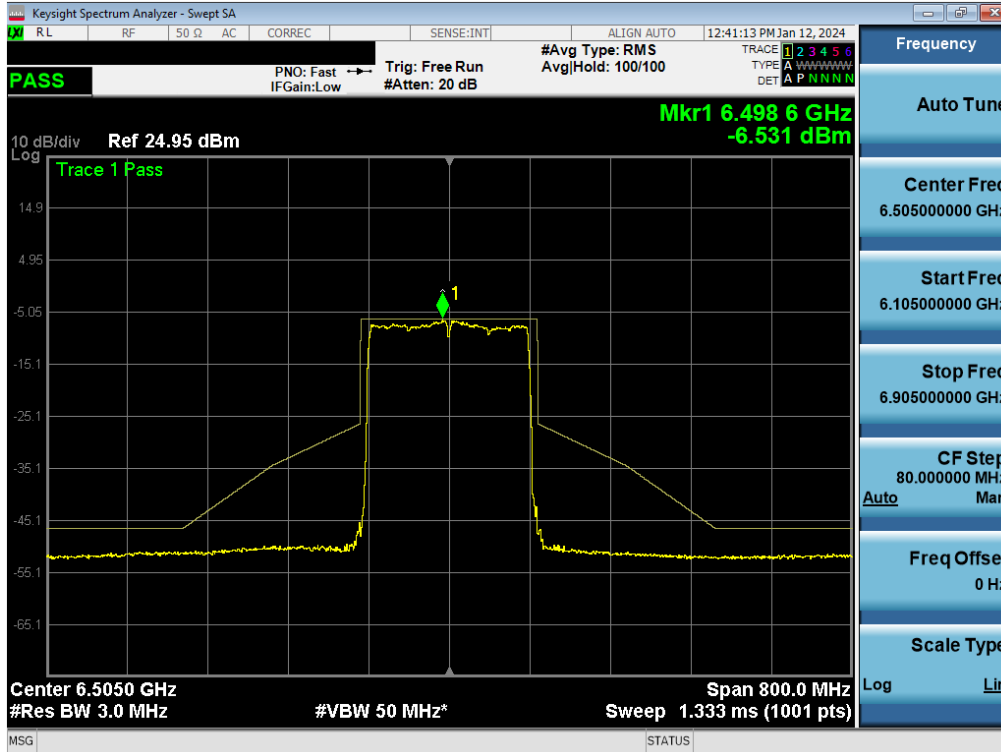


Plot 7-257. In-Band Emission Plot MIMO ANT1 (40MHz BW 802.11be (Full Tone) (UNII Band 6) – Ch. 107) - LPI

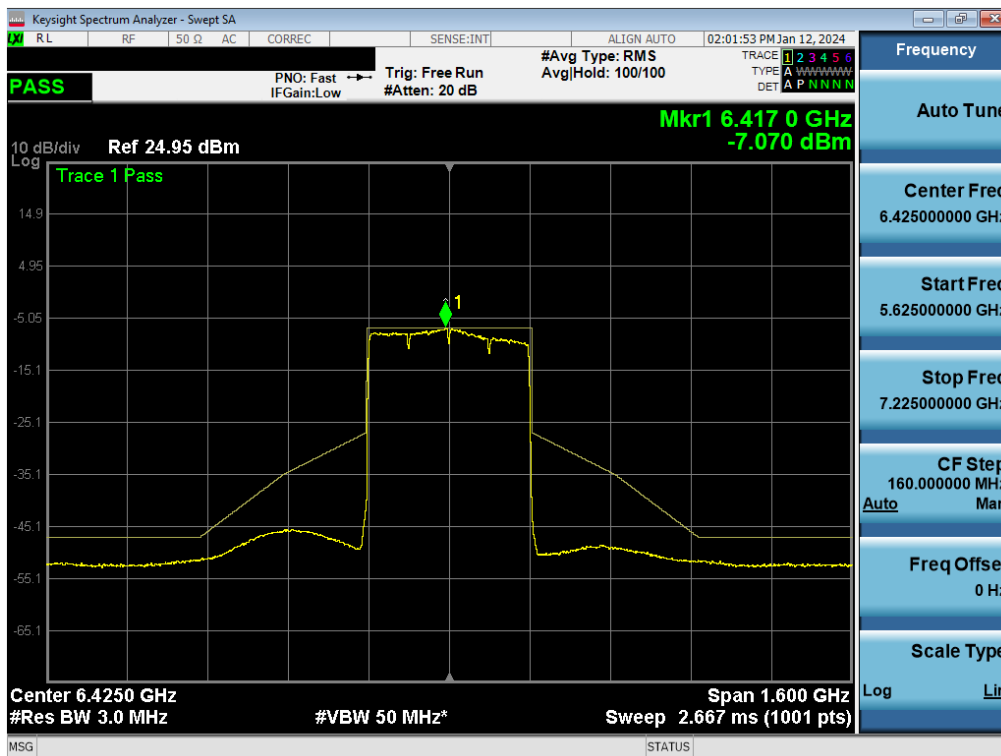


Plot 7-258. In-Band Emission Plot MIMO ANT1 (80MHz BW 802.11be (Full Tone) (UNII Band 6) – Ch. 103) - LPI

FCC ID: C3K2085 IC: 3048A-2085	MEASUREMENT REPORT		Approved by: Technical Manager
Test Report S/N: 1M2311170118-12-R2.C3K	Test Dates: 01/03/2024 - 04/01/2024	EUT Type: Portable Computing Device	Page 177 of 277

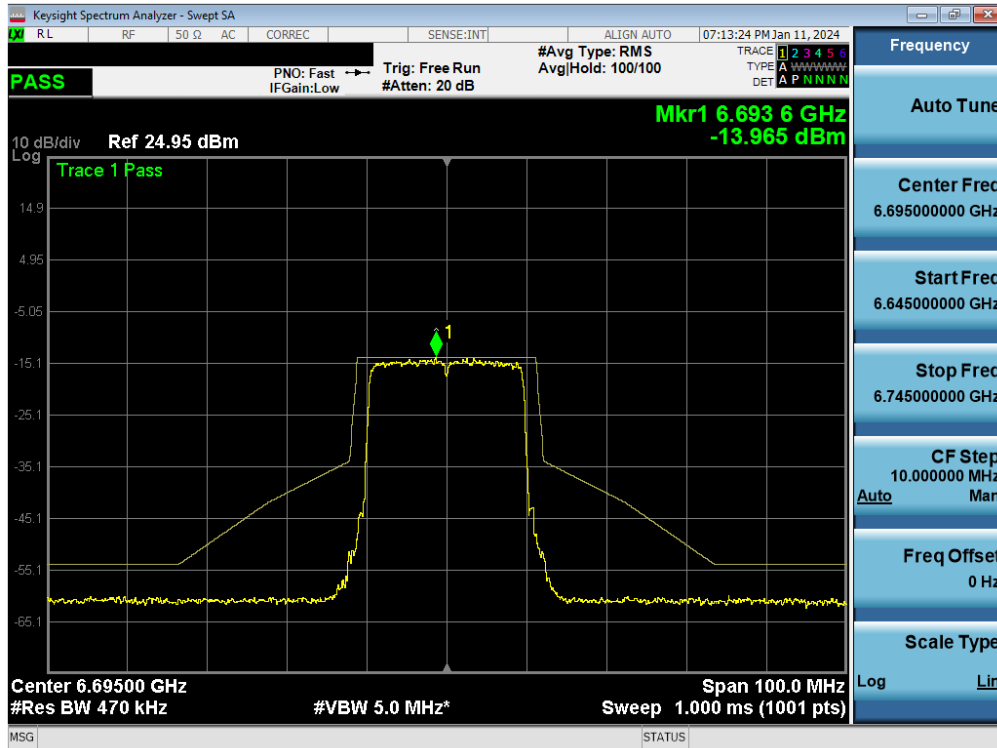


Plot 7-259. In-Band Emission Plot MIMO ANT1 (160MHz BW 802.11be (Full Tone) (UNII Band 6) – Ch. 111) - LPI

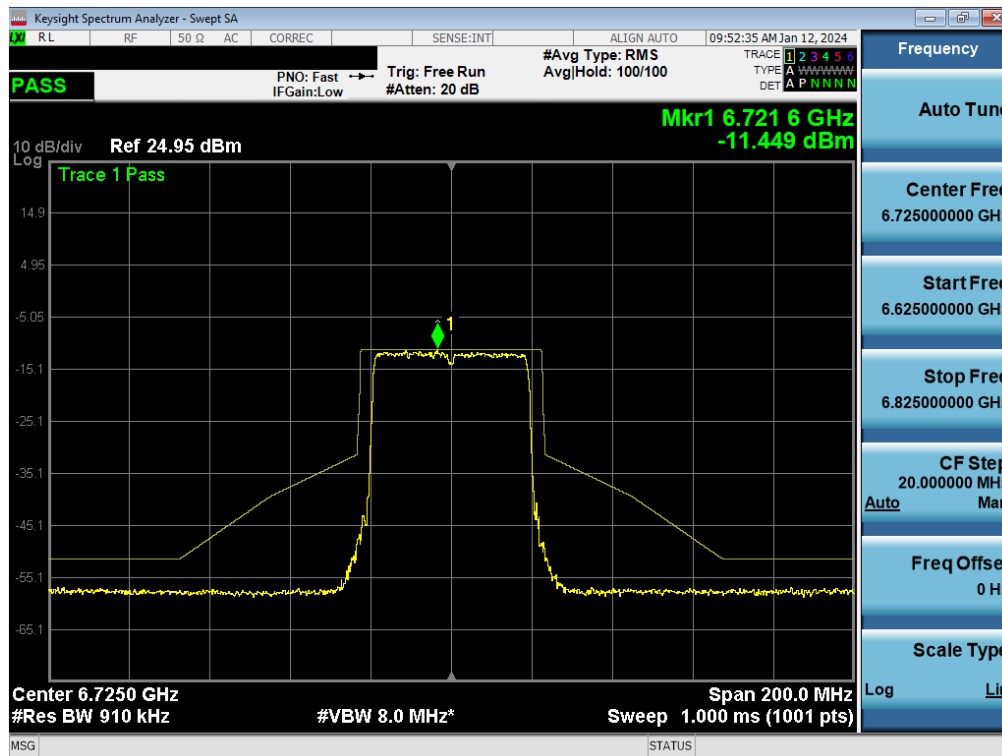


Plot 7-260. In-Band Emission Plot MIMO ANT1 (320MHz BW 802.11be (Full Tone) (UNII Band 6) – Ch. 95) - LPI

FCC ID: C3K2085 IC: 3048A-2085	<b>MEASUREMENT REPORT</b>		Approved by: Technical Manager
Test Report S/N: 1M2311170118-12-R2.C3K	Test Dates: 01/03/2024 - 04/01/2024	EUT Type: Portable Computing Device	Page 178 of 277

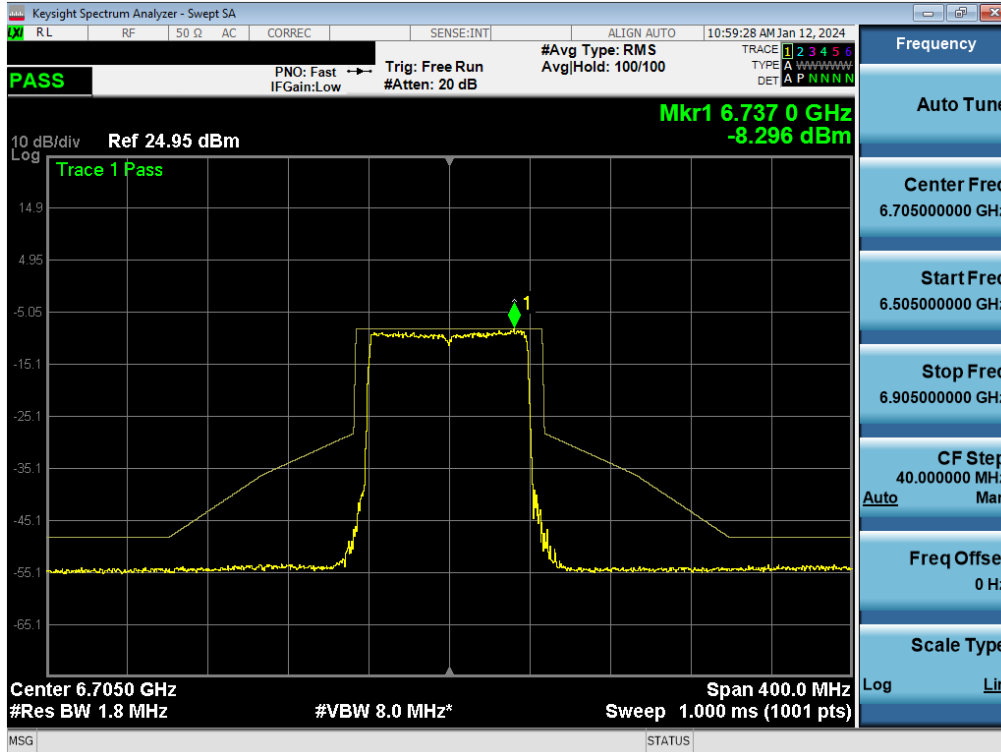


Plot 7-261. In-Band Emission Plot MIMO ANT1 (20MHz BW 802.11be (Full Tone) (UNII Band 7) – Ch. 149) - LPI

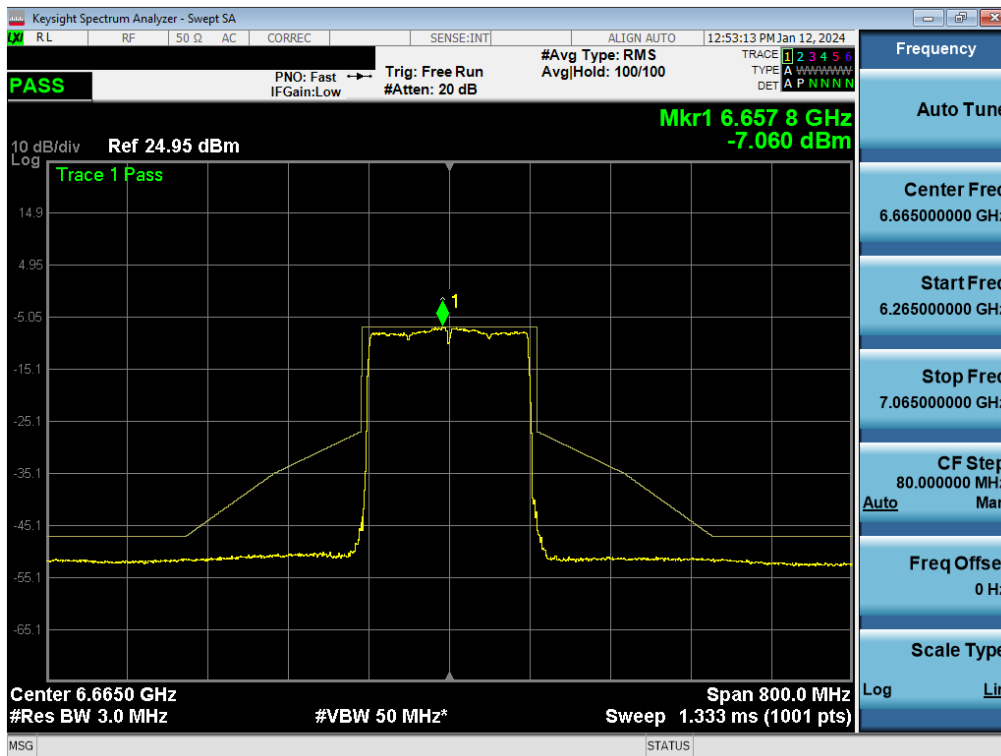


Plot 7-262. In-Band Emission Plot MIMO ANT1 (40MHz BW 802.11be (Full Tone) (UNII Band 7) – Ch. 155) - LPI

FCC ID: C3K2085 IC: 3048A-2085	MEASUREMENT REPORT		Approved by: Technical Manager
Test Report S/N: 1M2311170118-12-R2.C3K	Test Dates: 01/03/2024 - 04/01/2024	EUT Type: Portable Computing Device	Page 179 of 277

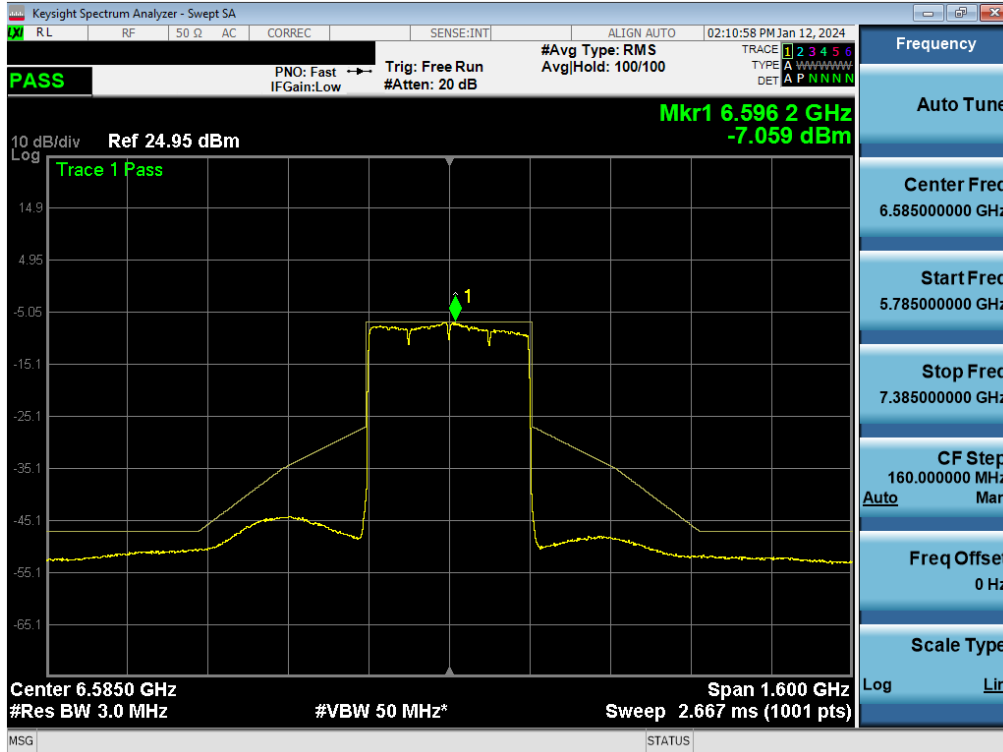


Plot 7-263. In-Band Emission Plot MIMO ANT1 (80MHz BW 802.11be (Full Tone) (UNII Band 7) – Ch. 151) - LPI

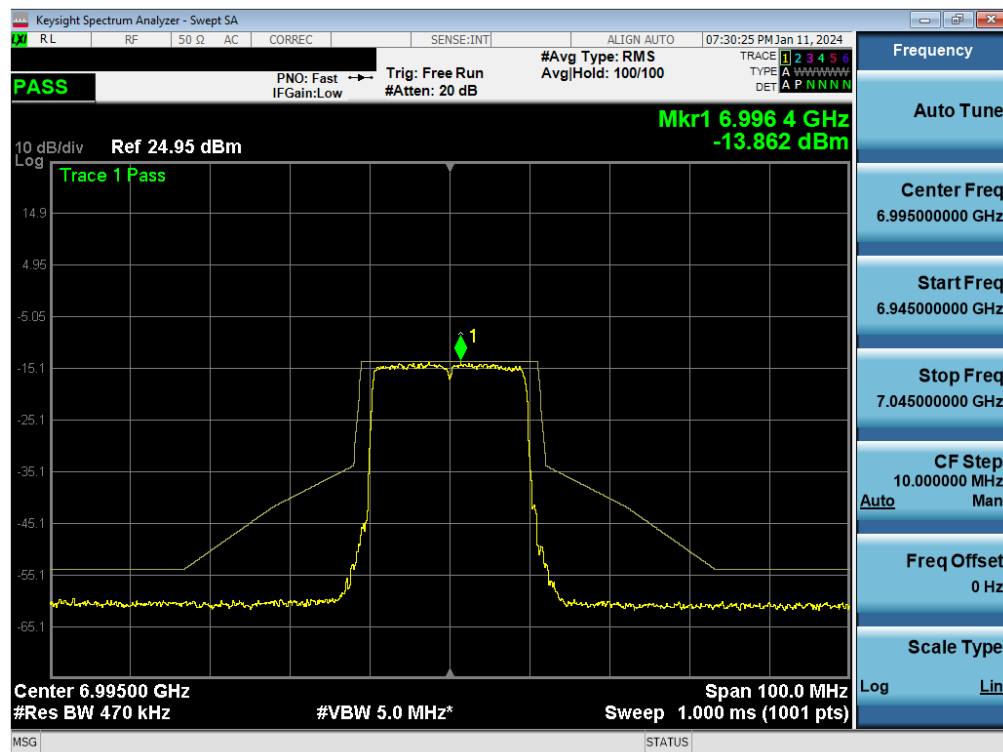


Plot 7-264. In-Band Emission Plot MIMO ANT1 (160MHz BW 802.11be (Full Tone) (UNII Band 7) – Ch. 143) - LPI

FCC ID: C3K2085 IC: 3048A-2085	<b>MEASUREMENT REPORT</b>		Approved by: Technical Manager
Test Report S/N: 1M2311170118-12-R2.C3K	Test Dates: 01/03/2024 - 04/01/2024	EUT Type: Portable Computing Device	Page 180 of 277

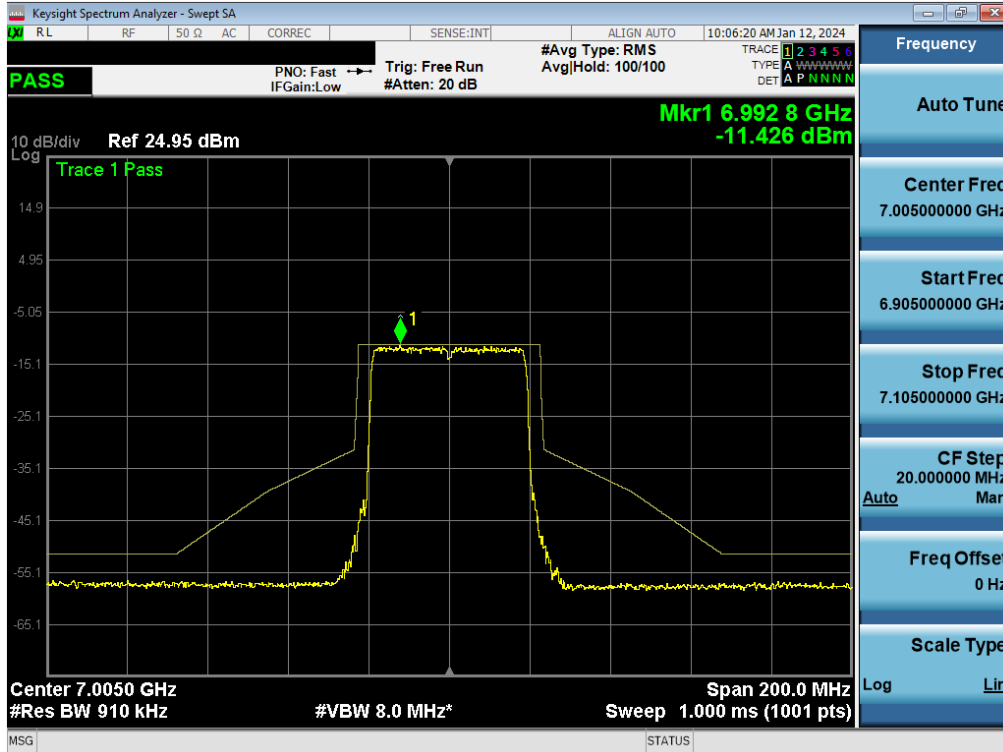


Plot 7-265. In-Band Emission Plot MIMO ANT1 (320MHz BW 802.11be (Full Tone) (UNII Band 7) – Ch. 127) - LPI

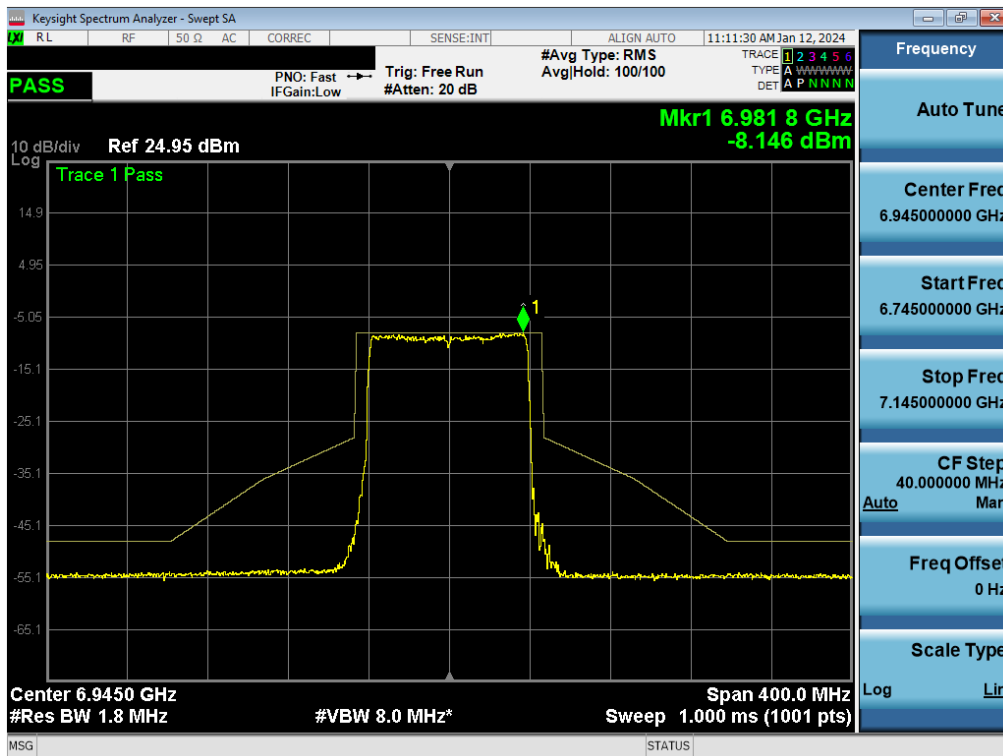


Plot 7-266. In-Band Emission Plot MIMO ANT1 (20MHz BW 802.11be (Full Tone) (UNII Band 8) – Ch. 209) - LPI

FCC ID: C3K2085 IC: 3048A-2085	MEASUREMENT REPORT		Approved by: Technical Manager
Test Report S/N: 1M2311170118-12-R2.C3K	Test Dates: 01/03/2024 - 04/01/2024	EUT Type: Portable Computing Device	Page 181 of 277

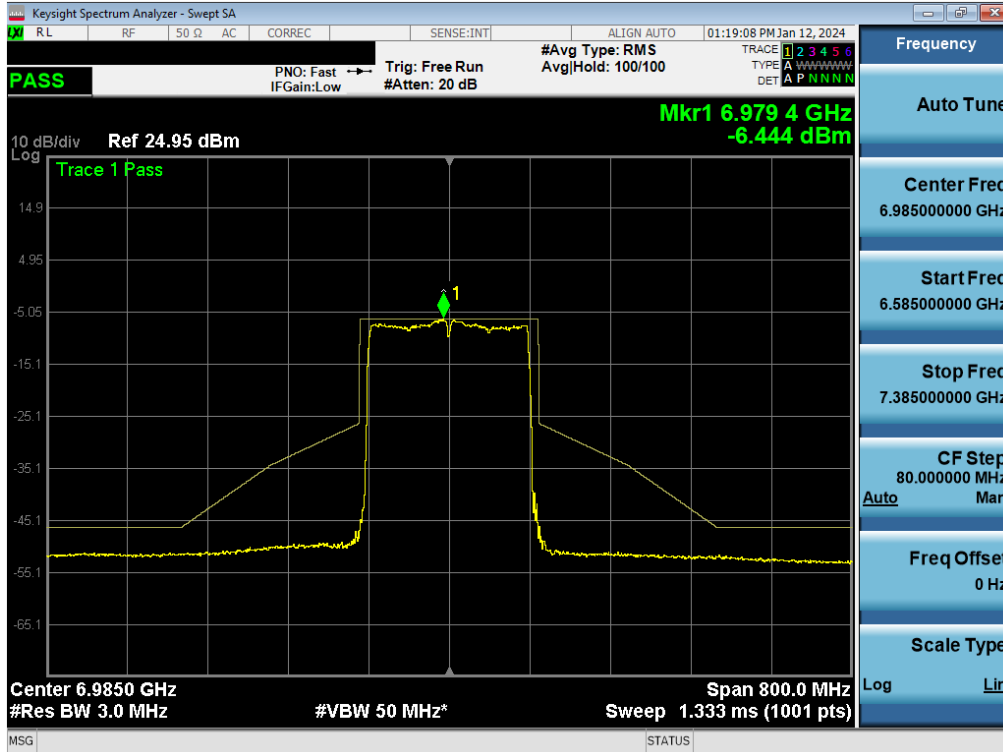


Plot 7-267. In-Band Emission Plot MIMO ANT1 (40MHz BW 802.11be (Full Tone) (UNII Band 8) – Ch. 211) - LPI

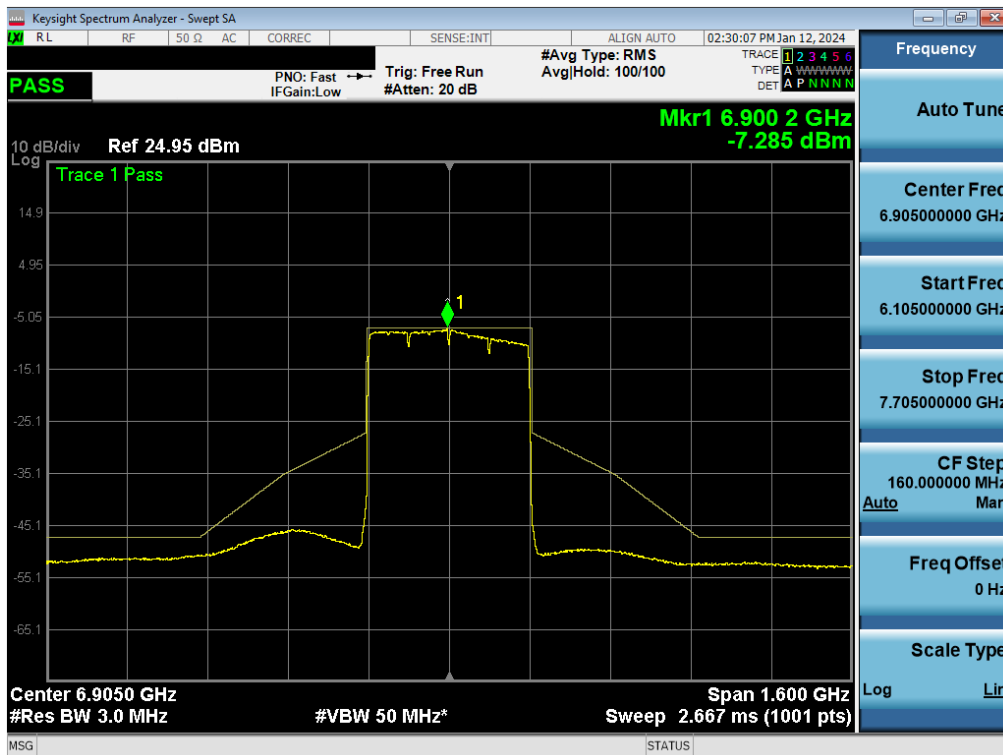


Plot 7-268. In-Band Emission Plot MIMO ANT1 (80MHz BW 802.11be (Full Tone) (UNII Band 8) – Ch. 199) - LPI

FCC ID: C3K2085 IC: 3048A-2085	<b>MEASUREMENT REPORT</b>		Approved by: Technical Manager
Test Report S/N: 1M2311170118-12-R2.C3K	Test Dates: 01/03/2024 - 04/01/2024	EUT Type: Portable Computing Device	Page 182 of 277

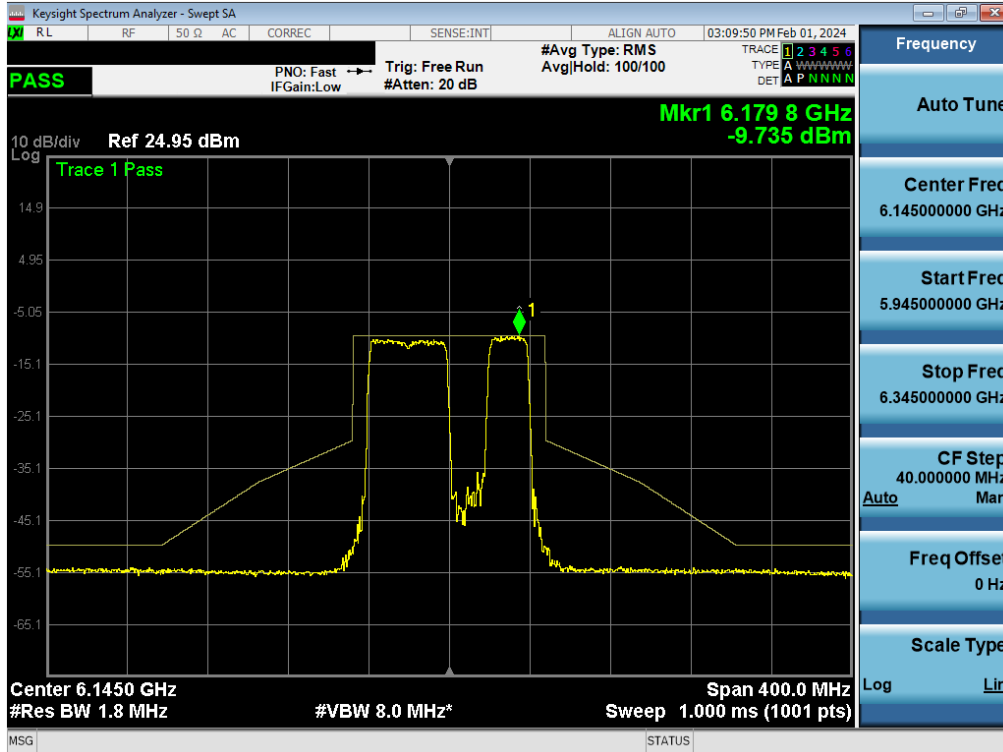


Plot 7-269. In-Band Emission Plot MIMO ANT1 (160MHz BW 802.11be (Full Tone) (UNII Band 8) – Ch. 207) - LPI

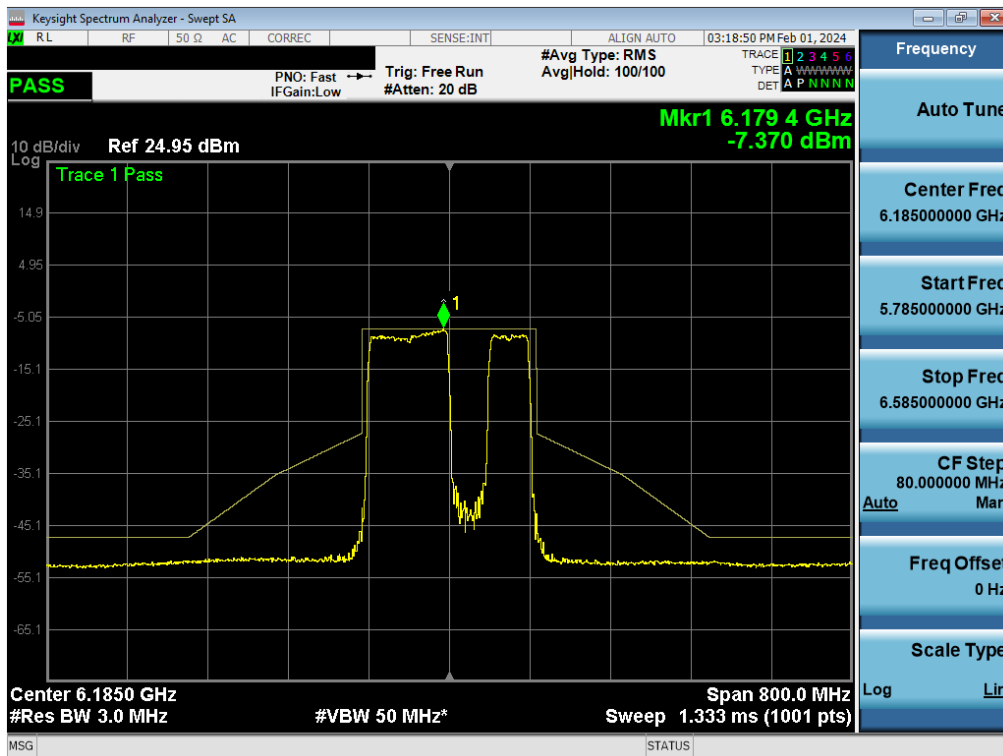


Plot 7-270. In-Band Emission Plot MIMO ANT1 (320MHz BW 802.11be (Full Tone) (UNII Band 8) – Ch. 191) - LPI

FCC ID: C3K2085 IC: 3048A-2085	MEASUREMENT REPORT		Approved by: Technical Manager
Test Report S/N: 1M2311170118-12-R2.C3K	Test Dates: 01/03/2024 - 04/01/2024	EUT Type: Portable Computing Device	Page 183 of 277



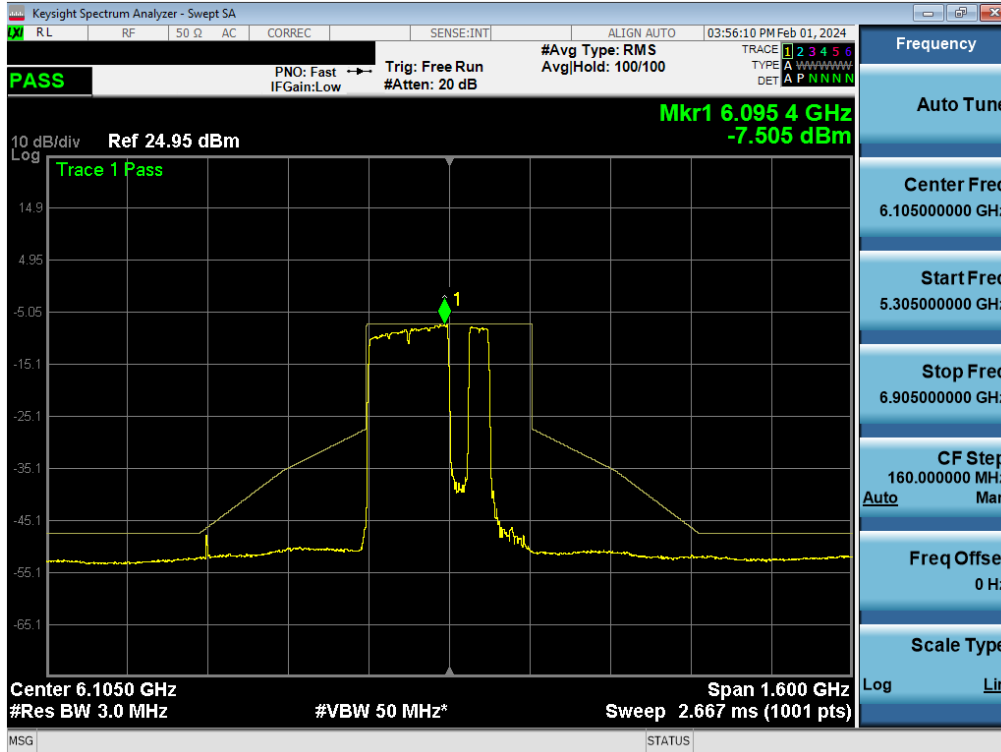
Plot 7-271. In-Band Emission Plot MIMO ANT1 (80MHz BW 802.11be (484+242 Tone) (UNII Band 5) – Ch. 39) - LPI



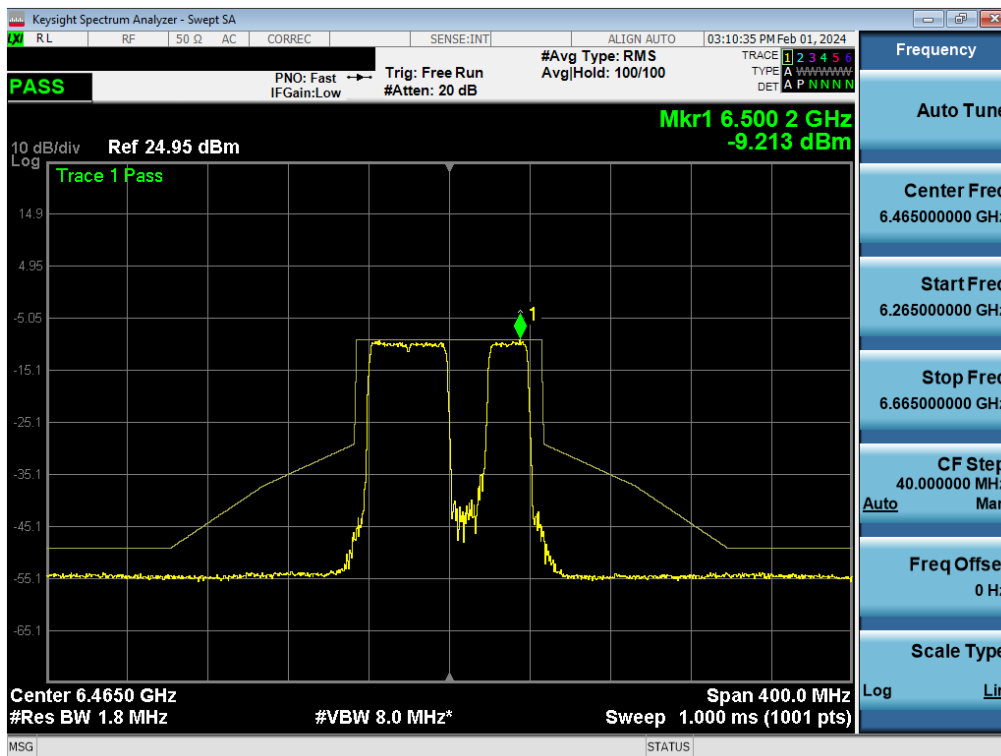
Plot 7-272. In-Band Emission Plot MIMO ANT1 (160MHz BW 802.11be (996+484 Tone) (UNII Band 5) – Ch. 47) - LPI

FCC ID: C3K2085 IC: 3048A-2085	MEASUREMENT REPORT		Approved by: Technical Manager
Test Report S/N: 1M2311170118-12-R2.C3K	Test Dates: 01/03/2024 - 04/01/2024	EUT Type: Portable Computing Device	Page 184 of 277



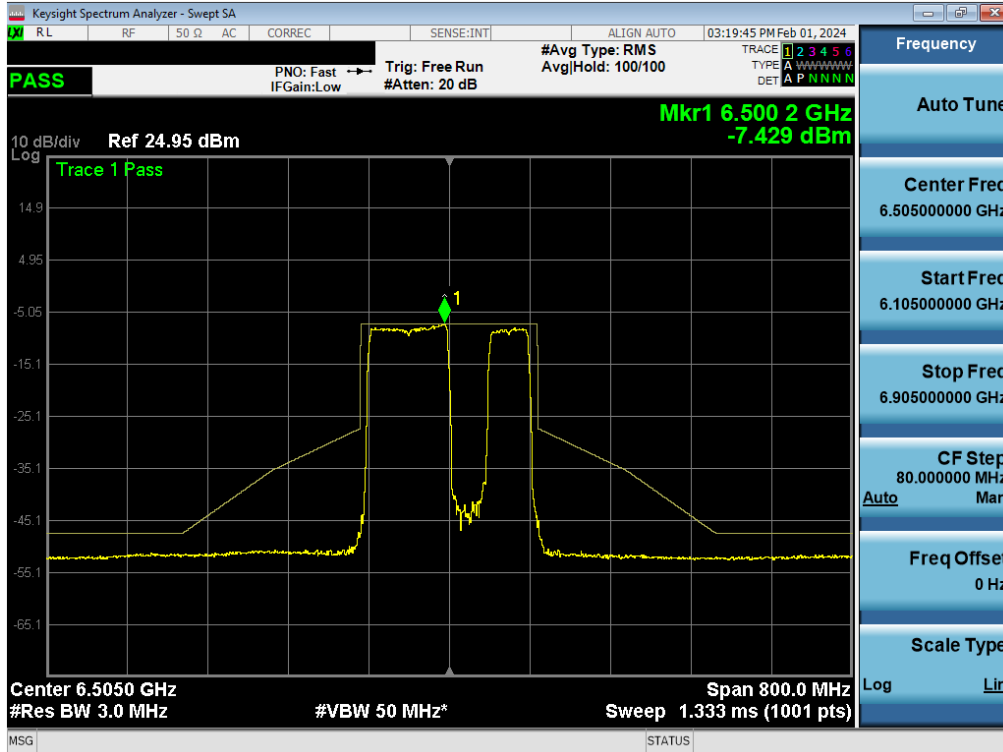


Plot 7-273. In-Band Emission Plot MIMO ANT1 (320MHz BW 802.11be (3\*996 Tone) (UNII Band 5) – Ch. 31) - LPI

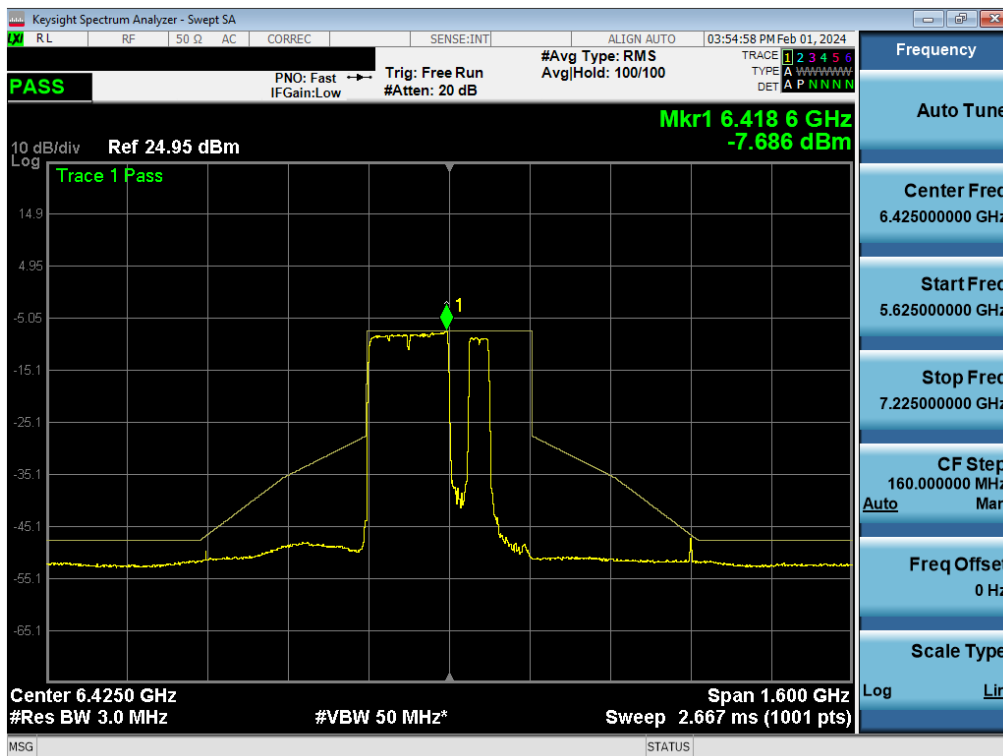


Plot 7-274. In-Band Emission Plot MIMO ANT1 (80MHz BW 802.11be (484+242 Tone) (UNII Band 6) – Ch. 103) - LPI

FCC ID: C3K2085 IC: 3048A-2085	<b>MEASUREMENT REPORT</b>		Approved by: Technical Manager
Test Report S/N: 1M2311170118-12-R2.C3K	Test Dates: 01/03/2024 - 04/01/2024	EUT Type: Portable Computing Device	Page 185 of 277

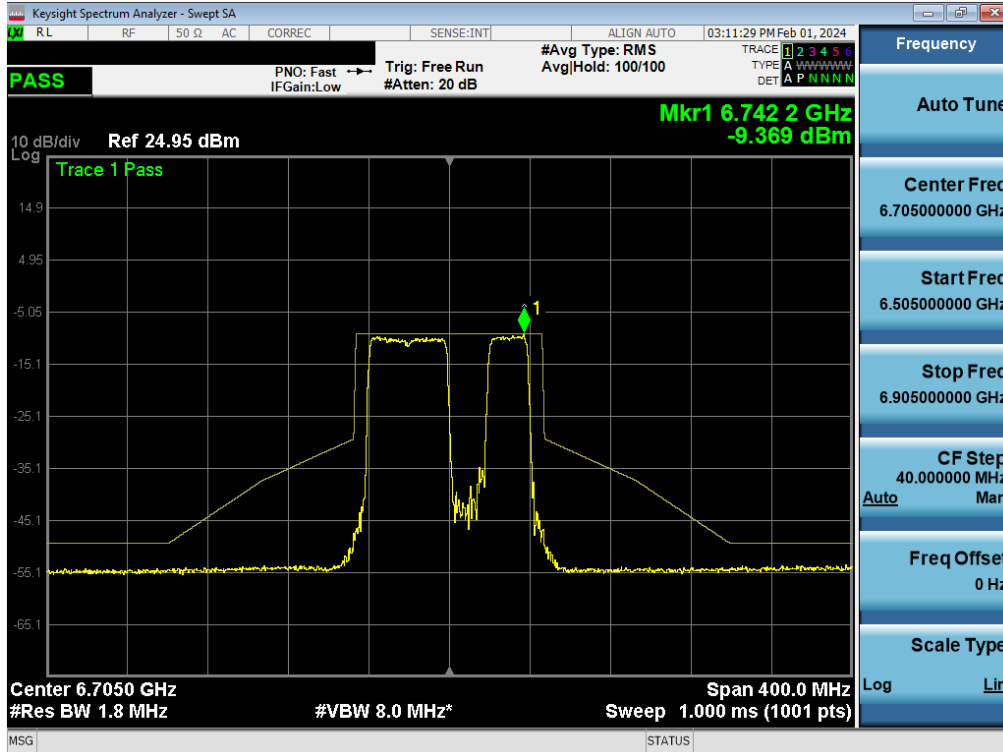


Plot 7-275. In-Band Emission Plot MIMO ANT1 (160MHz BW 802.11be (996+484 Tone) (UNII Band 6) – Ch. 111) - LPI

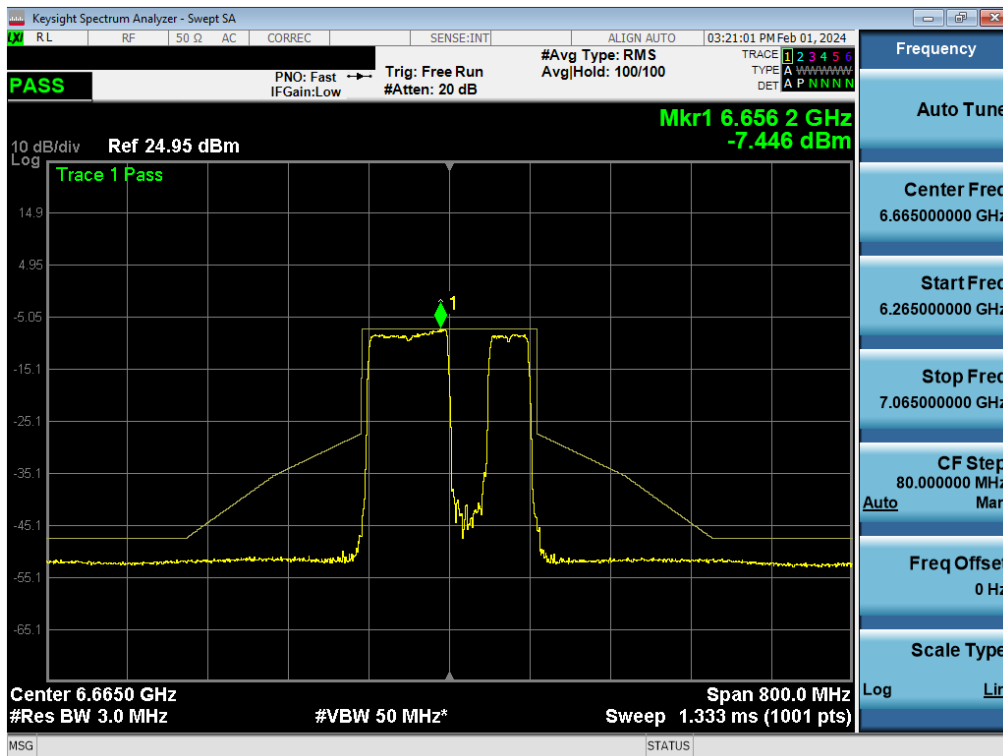


Plot 7-276. In-Band Emission Plot MIMO ANT1 (320MHz BW 802.11be (2\*996+484 Tone) (UNII Band 6) – Ch. 95) - LPI

FCC ID: C3K2085 IC: 3048A-2085	MEASUREMENT REPORT		Approved by: Technical Manager
Test Report S/N: 1M2311170118-12-R2.C3K	Test Dates: 01/03/2024 - 04/01/2024	EUT Type: Portable Computing Device	Page 186 of 277

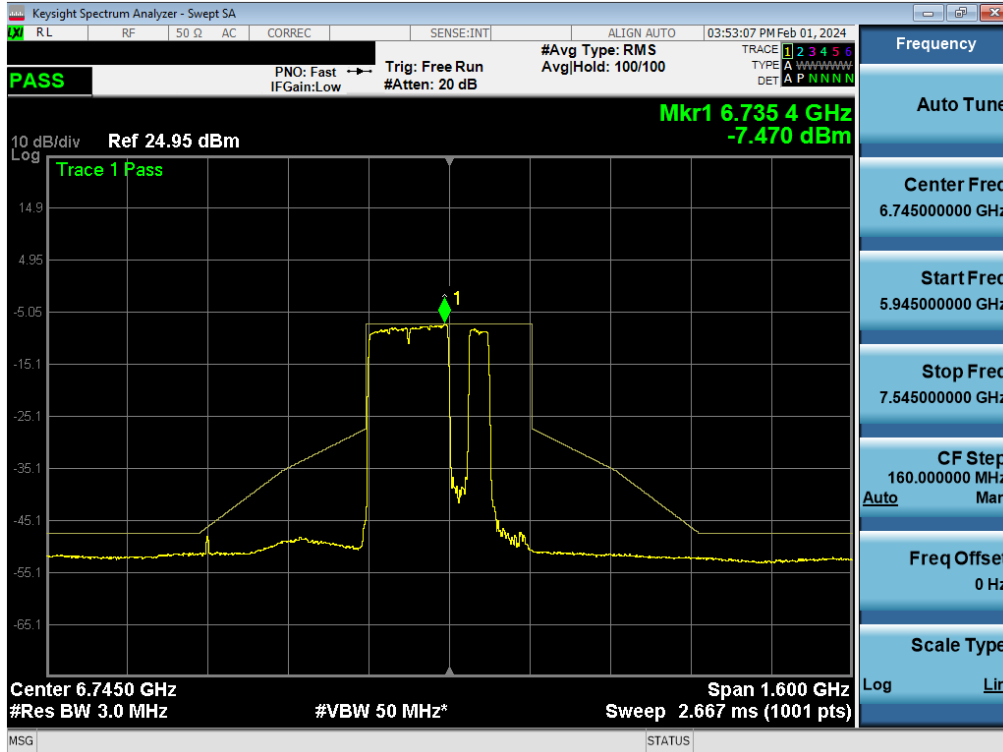


Plot 7-277. In-Band Emission Plot MIMO ANT1 (80MHz BW 802.11be (484+242 Tone) (UNII Band 7) – Ch. 151) - LPI

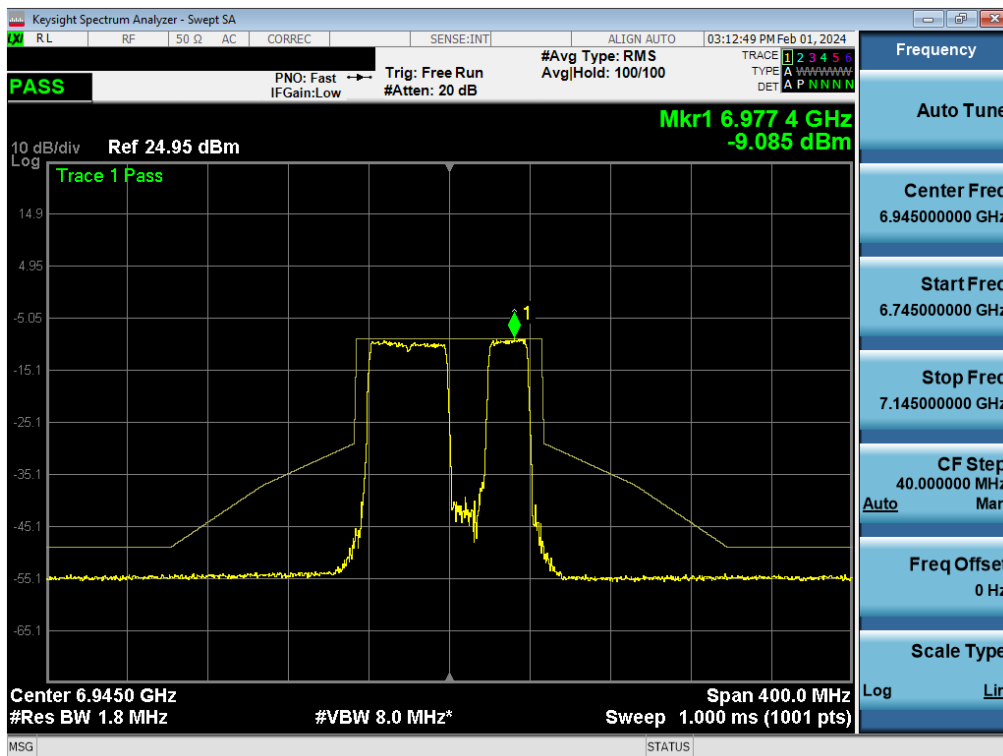


Plot 7-278. In-Band Emission Plot MIMO ANT1 (160MHz BW 802.11be (996+484 Tone) (UNII Band 7) – Ch. 143) - LPI

FCC ID: C3K2085 IC: 3048A-2085	MEASUREMENT REPORT		Approved by: Technical Manager
Test Report S/N: 1M2311170118-12-R2.C3K	Test Dates: 01/03/2024 - 04/01/2024	EUT Type: Portable Computing Device	Page 187 of 277

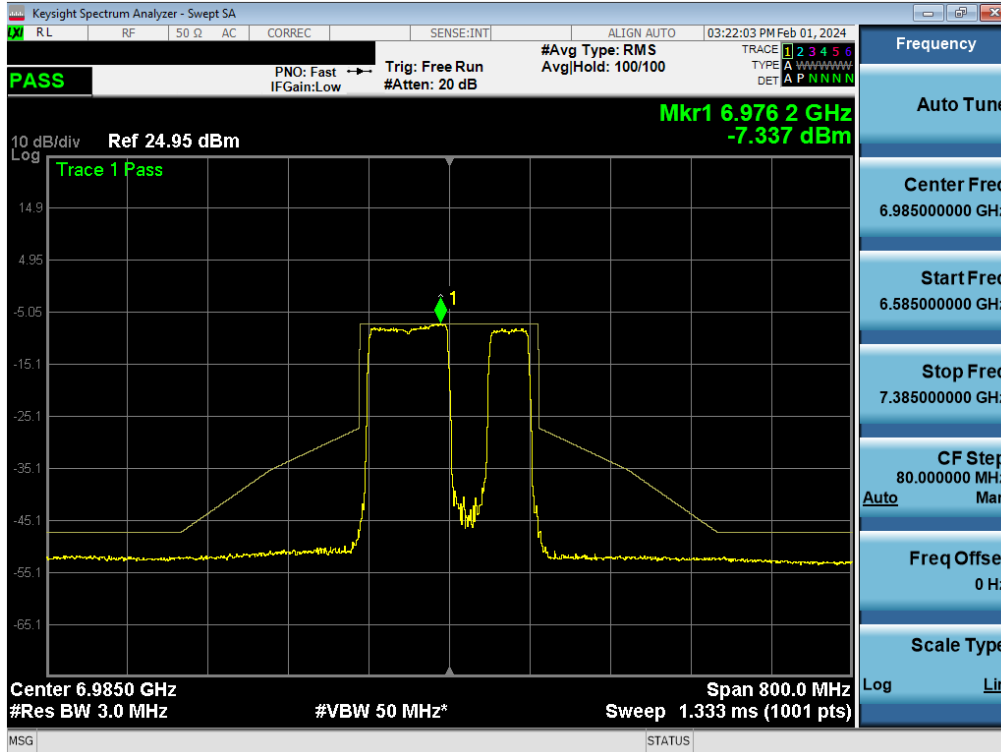


Plot 7-279. In-Band Emission Plot MIMO ANT1 (320MHz BW 802.11be (2\*996+484 Tone) (UNII Band 7) – Ch. 159) - LPI

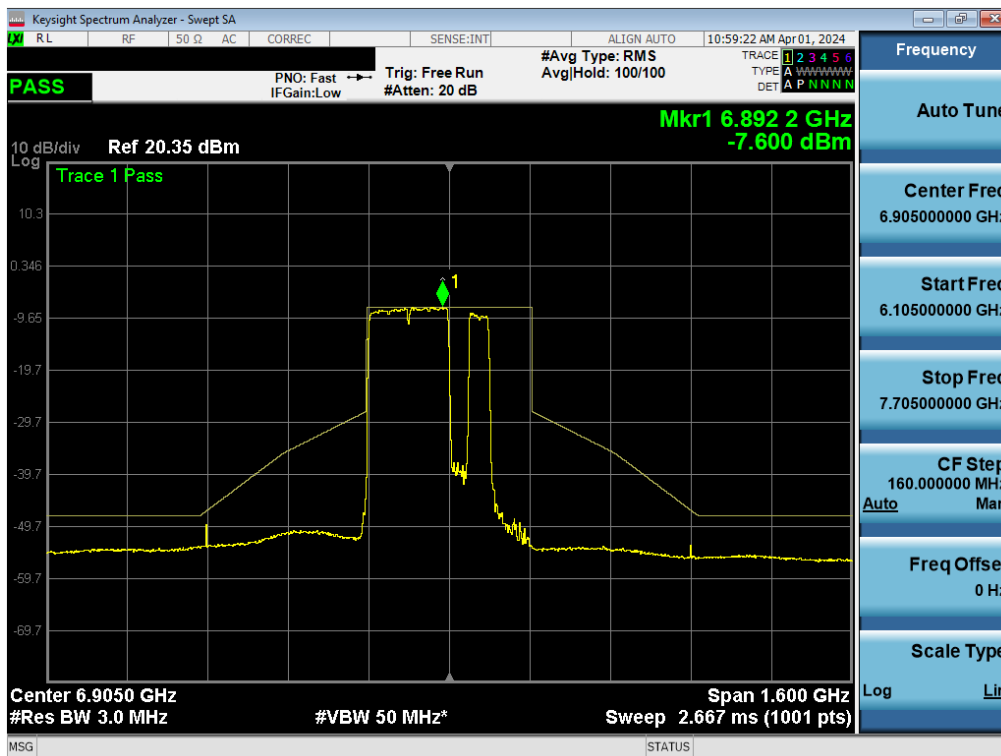


Plot 7-280. In-Band Emission Plot MIMO ANT1 (80MHz BW 802.11be (484+242 Tone) (UNII Band 8) – Ch. 199) - LPI

FCC ID: C3K2085 IC: 3048A-2085	<b>MEASUREMENT REPORT</b>		Approved by: Technical Manager
Test Report S/N: 1M2311170118-12-R2.C3K	Test Dates: 01/03/2024 - 04/01/2024	EUT Type: Portable Computing Device	Page 188 of 277

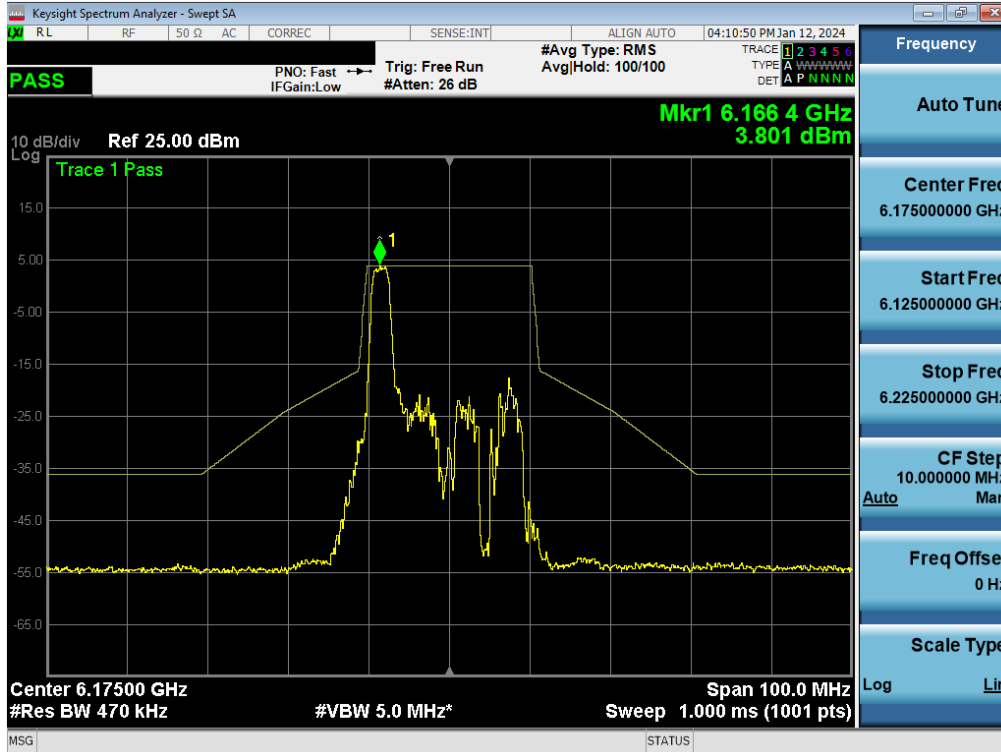


Plot 7-281. In-Band Emission Plot MIMO ANT1 (160MHz BW 802.11be (996+484 Tone) (UNII Band 8) – Ch. 207) - LPI

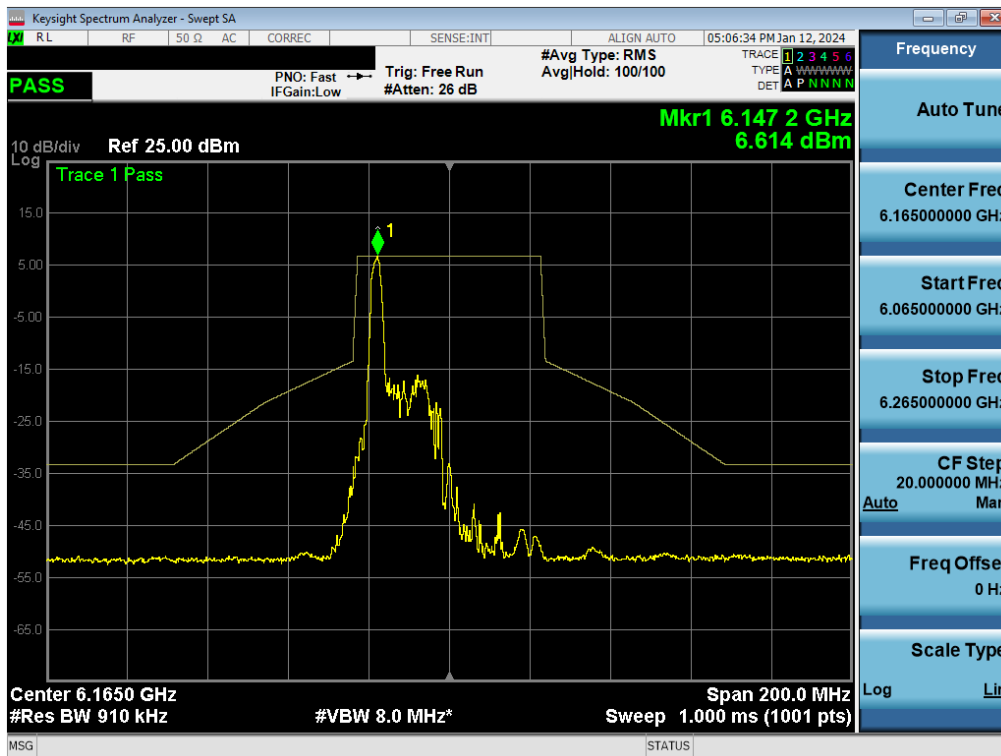


Plot 7-282. In-Band Emission Plot MIMO ANT1 (320MHz BW 802.11be (2\*996+484 Tone) (UNII Band 8) – Ch. 191) - LPI

FCC ID: C3K2085 IC: 3048A-2085	<b>MEASUREMENT REPORT</b>		Approved by: Technical Manager
Test Report S/N: 1M2311170118-12-R2.C3K	Test Dates: 01/03/2024 - 04/01/2024	EUT Type: Portable Computing Device	Page 189 of 277

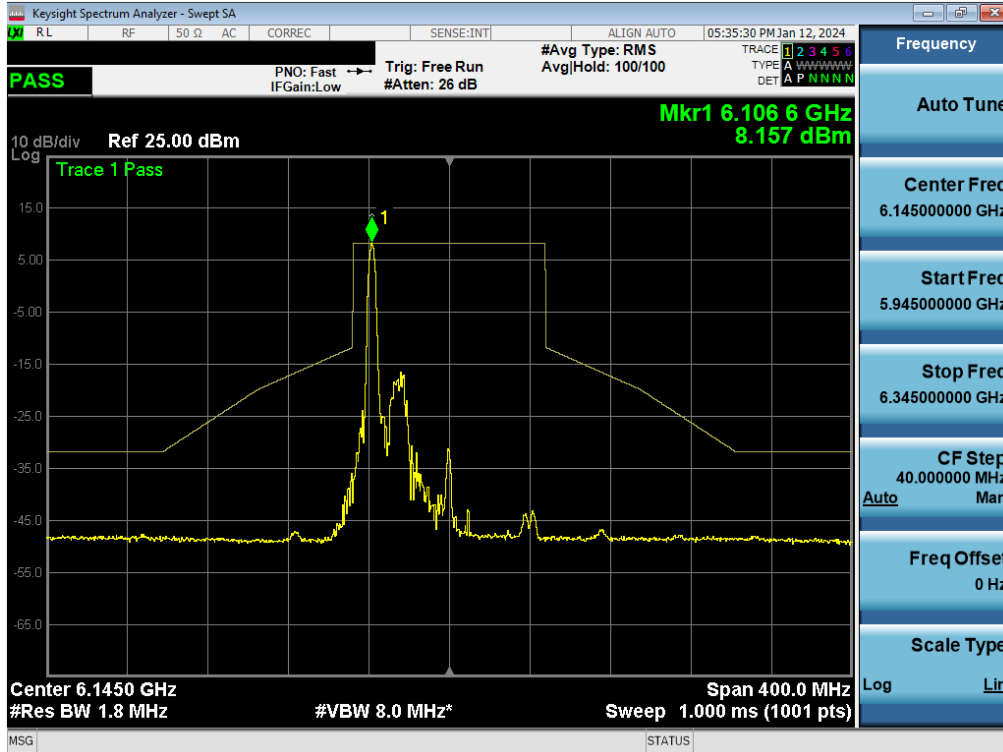


Plot 7-283. In-Band Emission Plot MIMO ANT1 (20MHz BW 802.11be (26 Tones) (UNII Band 5) – Ch. 45) - SP

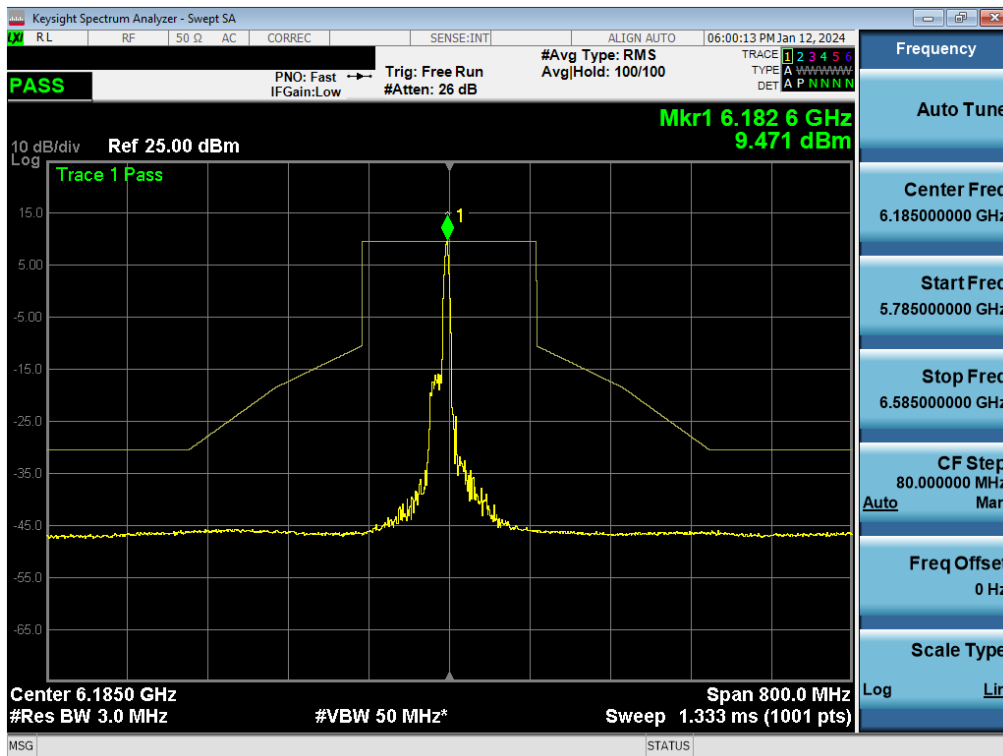


Plot 7-284. In-Band Emission Plot MIMO ANT1 (40MHz BW 802.11be (26 Tones) (UNII Band 5) – Ch. 43) - SP

FCC ID: C3K2085 IC: 3048A-2085	<b>MEASUREMENT REPORT</b>		Approved by: Technical Manager
Test Report S/N: 1M2311170118-12-R2.C3K	Test Dates: 01/03/2024 - 04/01/2024	EUT Type: Portable Computing Device	Page 190 of 277

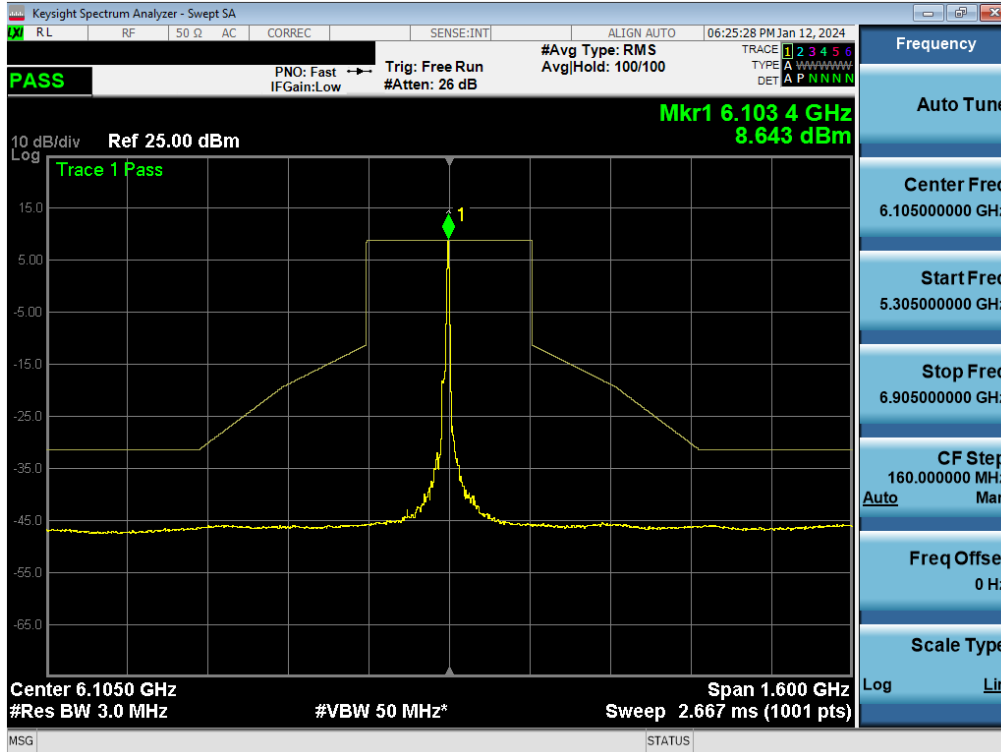


Plot 7-285. In-Band Emission Plot MIMO ANT1 (80MHz BW 802.11be (26 Tones) (UNII Band 5) – Ch. 39) - SP



Plot 7-286. In-Band Emission Plot MIMO ANT1 (160MHz BW 802.11be (26 Tones) (UNII Band 5) – Ch. 47) - SP

FCC ID: C3K2085 IC: 3048A-2085	<b>MEASUREMENT REPORT</b>		Approved by: Technical Manager
Test Report S/N: 1M2311170118-12-R2.C3K	Test Dates: 01/03/2024 - 04/01/2024	EUT Type: Portable Computing Device	Page 191 of 277



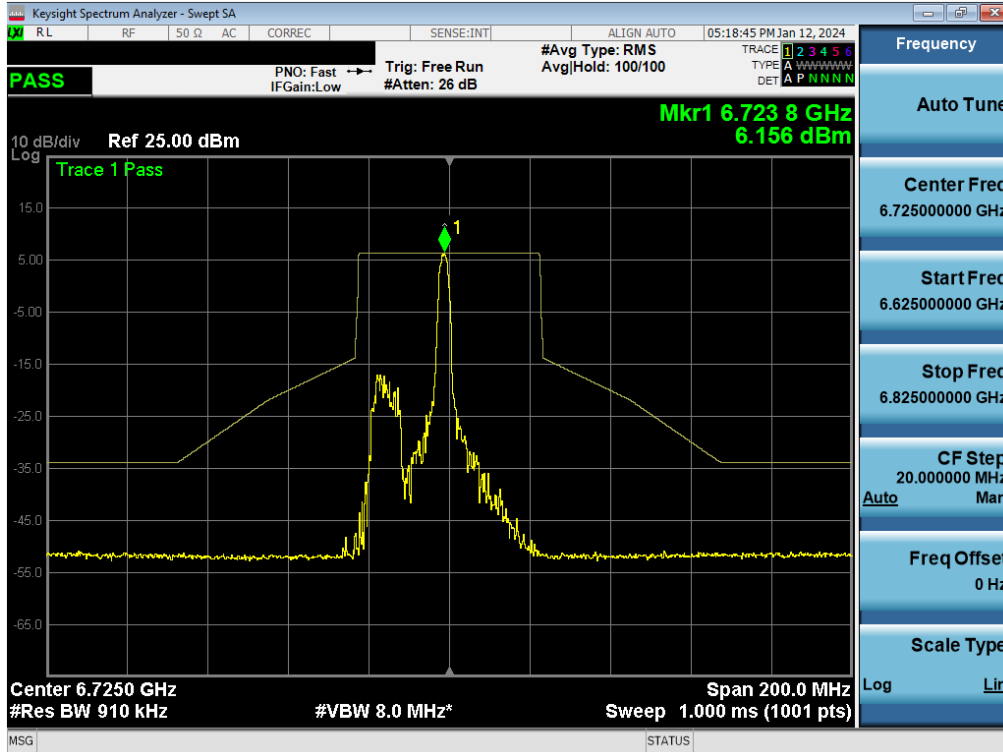
Plot 7-287. In-Band Emission Plot MIMO ANT1 (320MHz BW 802.11be (26 Tones) (UNII Band 5) – Ch. 31) – SP



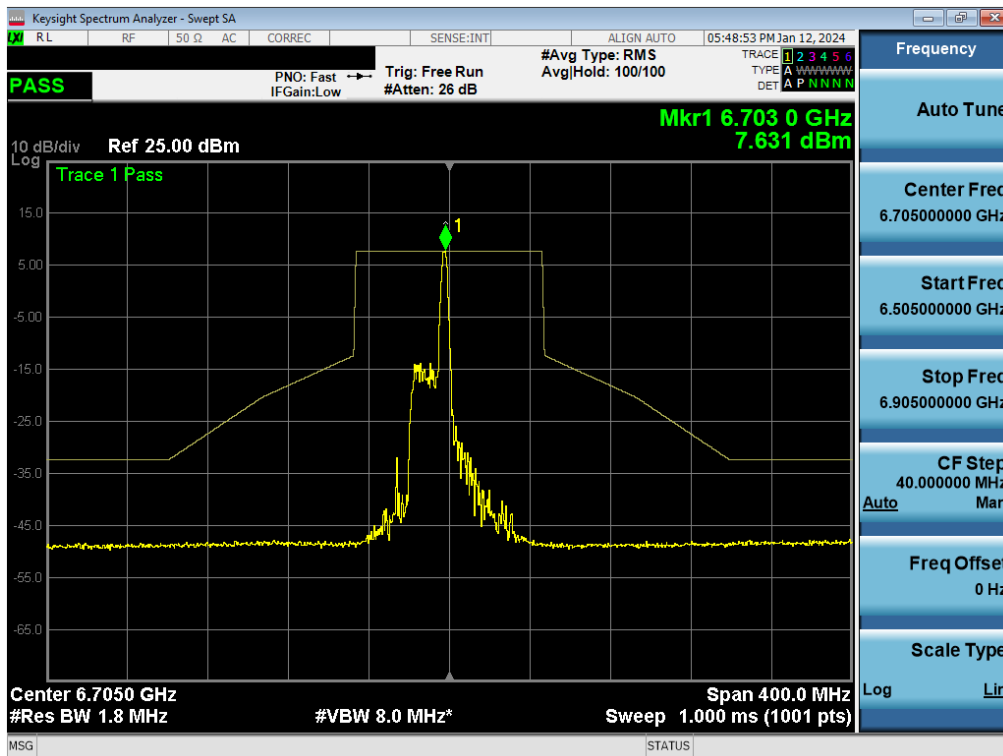
Plot 7-288. In-Band Emission Plot MIMO ANT1 (20MHz BW 802.11be (26 Tone) (UNII Band 7) – Ch. 149) – SP

FCC ID: C3K2085 IC: 3048A-2085	<b>MEASUREMENT REPORT</b>		Approved by: Technical Manager
Test Report S/N: 1M2311170118-12-R2.C3K	Test Dates: 01/03/2024 - 04/01/2024	EUT Type: Portable Computing Device	Page 192 of 277



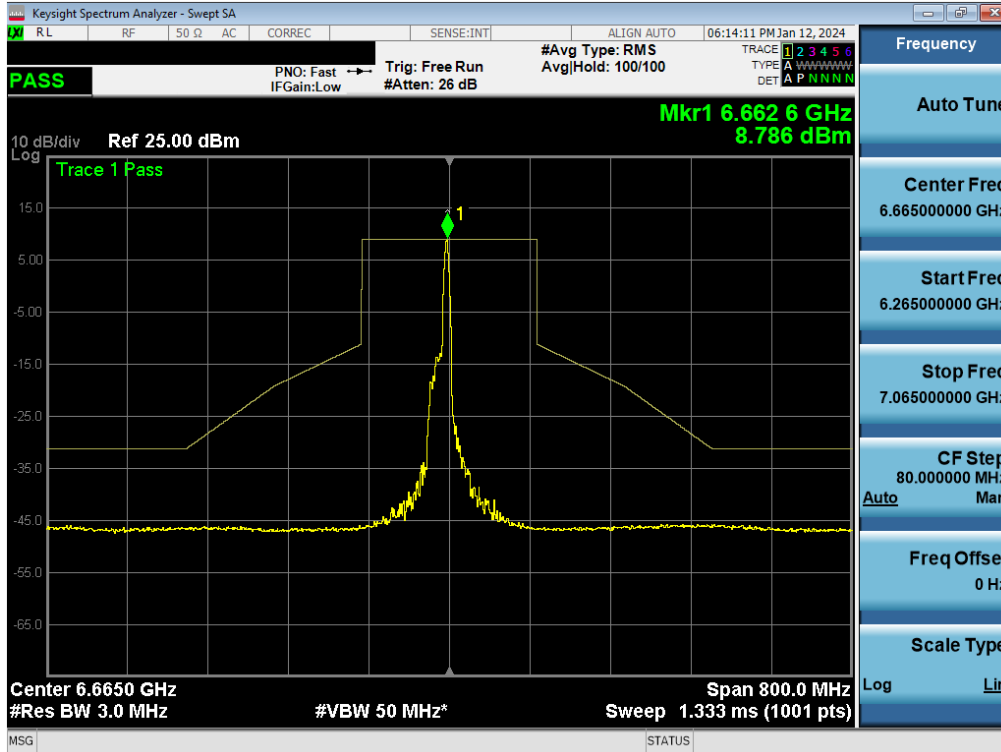


Plot 7-289. In-Band Emission Plot MIMO ANT1 (40MHz BW 802.11be (26 Tone) (UNII Band 7) – Ch. 155) – SP

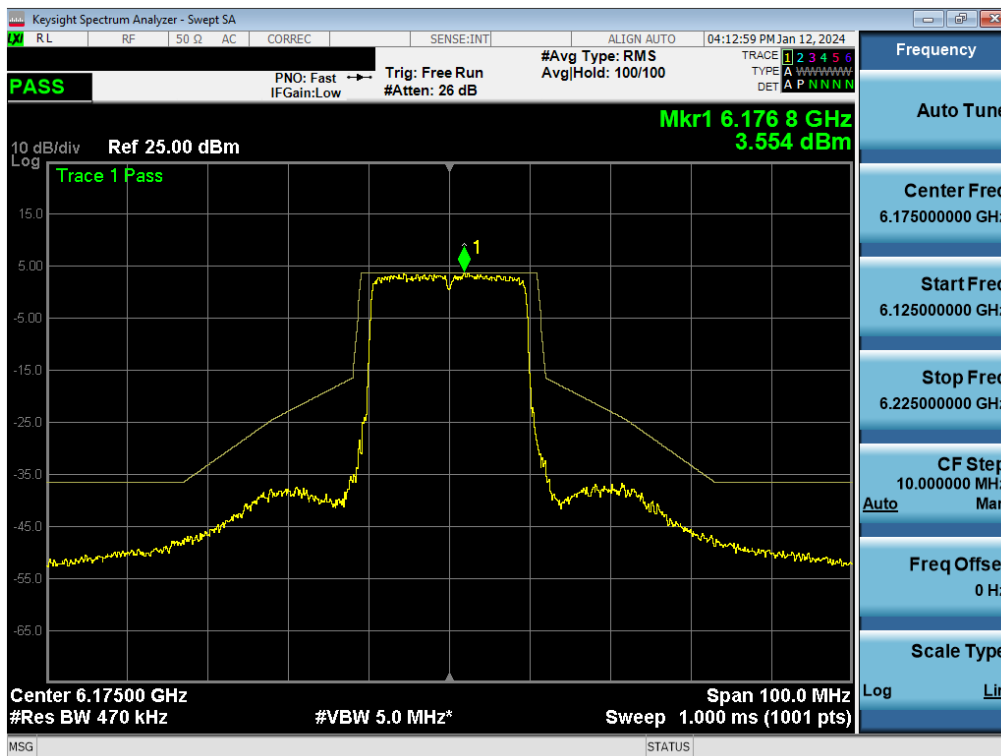


Plot 7-290. In-Band Emission Plot MIMO ANT1 (80MHz BW 802.11be (26 Tone) (UNII Band 7) – Ch. 151) – SP

FCC ID: C3K2085 IC: 3048A-2085	<b>MEASUREMENT REPORT</b>		Approved by: Technical Manager
Test Report S/N: 1M2311170118-12-R2.C3K	Test Dates: 01/03/2024 - 04/01/2024	EUT Type: Portable Computing Device	Page 193 of 277

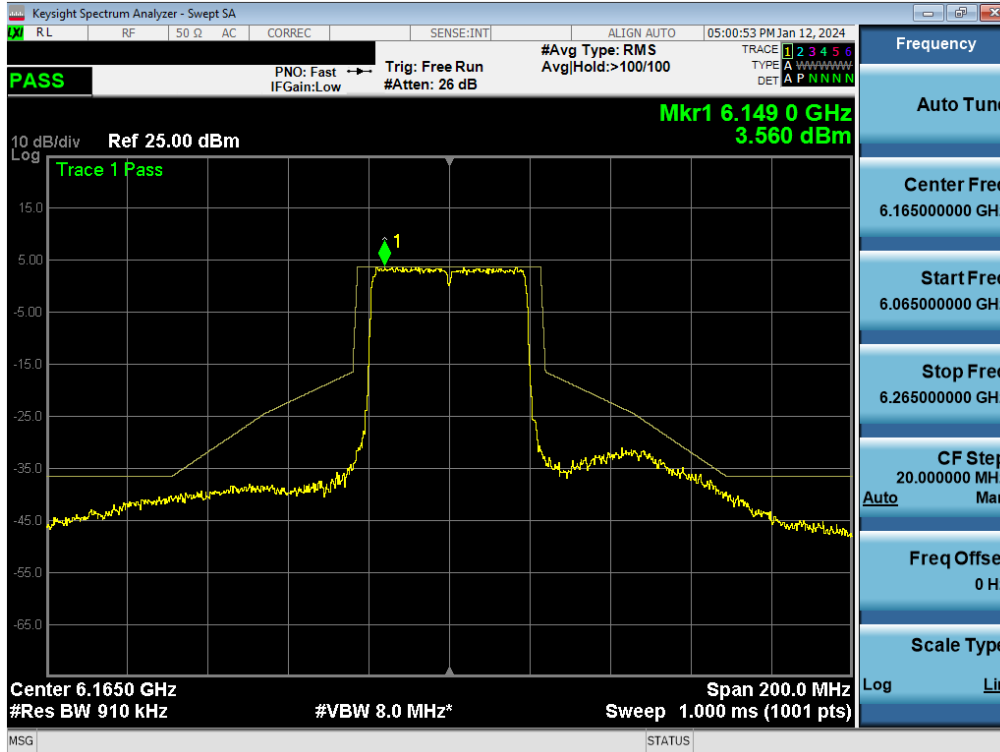


Plot 7-291. In-Band Emission Plot MIMO ANT1 (160MHz BW 802.11be (26 Tone) (UNII Band 7) – Ch. 143) – SP

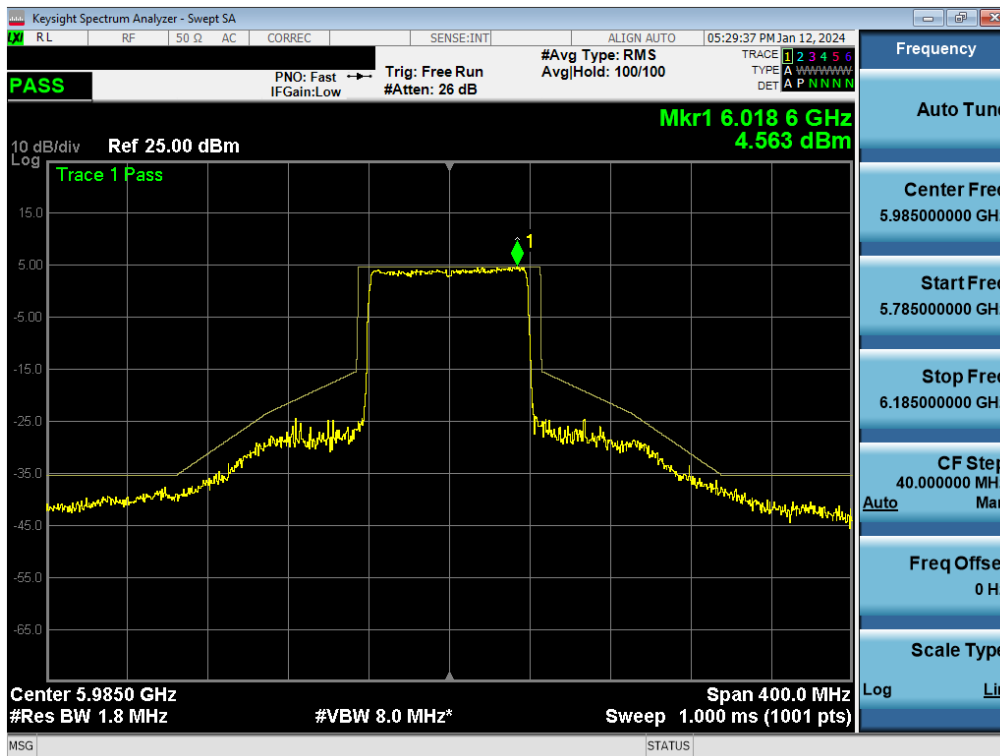


Plot 7-292. In-Band Emission Plot MIMO ANT1 (20MHz BW 802.11be (Full Tones) (UNII Band 5) – Ch. 45) - SP

FCC ID: C3K2085 IC: 3048A-2085	<b>MEASUREMENT REPORT</b>		Approved by: Technical Manager
Test Report S/N: 1M2311170118-12-R2.C3K	Test Dates: 01/03/2024 - 04/01/2024	EUT Type: Portable Computing Device	Page 194 of 277

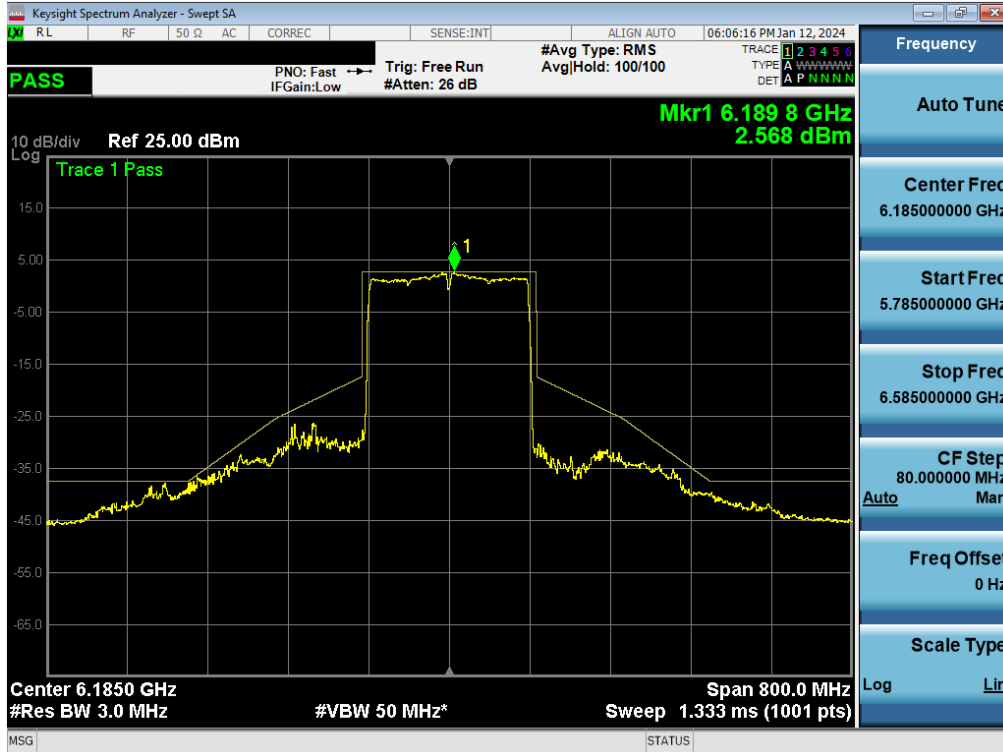


Plot 7-293. In-Band Emission Plot MIMO ANT1 (40MHz BW 802.11be (Full Tones) (UNII Band 5) – Ch. 43) - SP

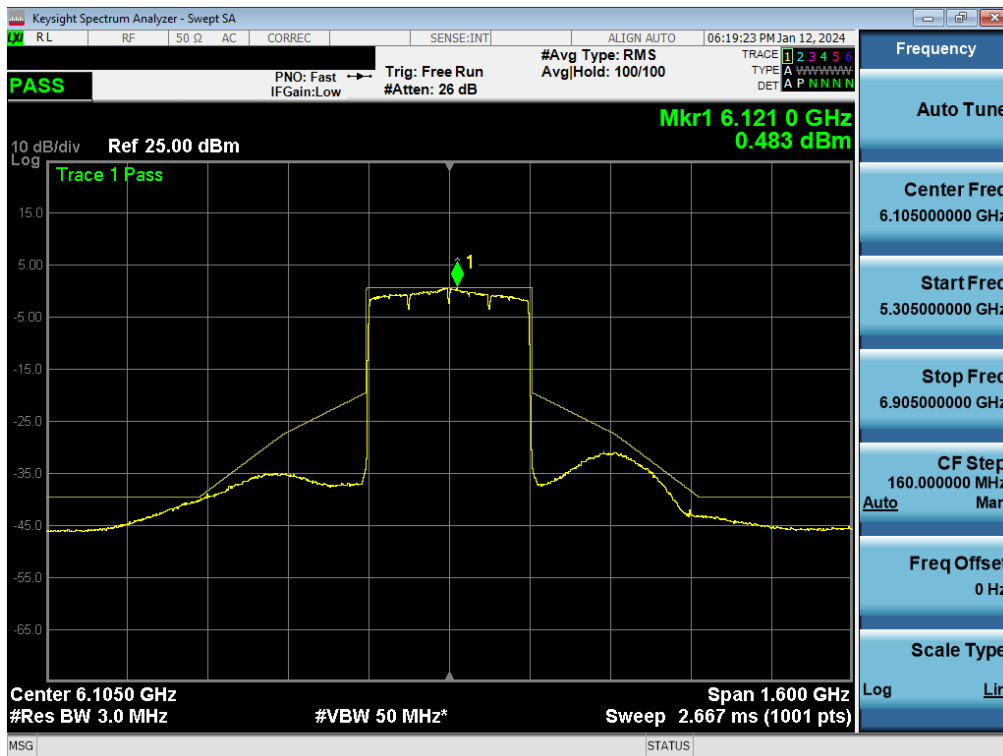


Plot 7-294. In-Band Emission Plot MIMO ANT1 (80MHz BW 802.11be (Full Tones) (UNII Band 5) – Ch. 39) - SP

FCC ID: C3K2085 IC: 3048A-2085	<b>MEASUREMENT REPORT</b>		Approved by: Technical Manager
Test Report S/N: 1M2311170118-12-R2.C3K	Test Dates: 01/03/2024 - 04/01/2024	EUT Type: Portable Computing Device	Page 195 of 277

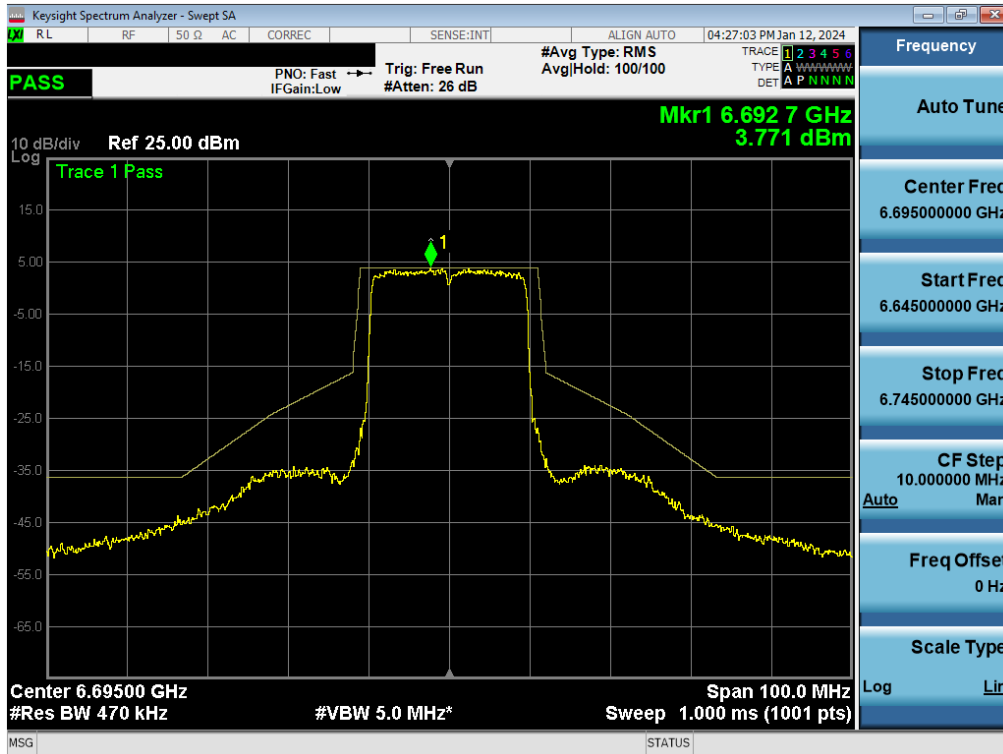


Plot 7-295. In-Band Emission Plot MIMO ANT1 (160MHz BW 802.11be (Full Tones) (UNII Band 5) – Ch. 47) - SP

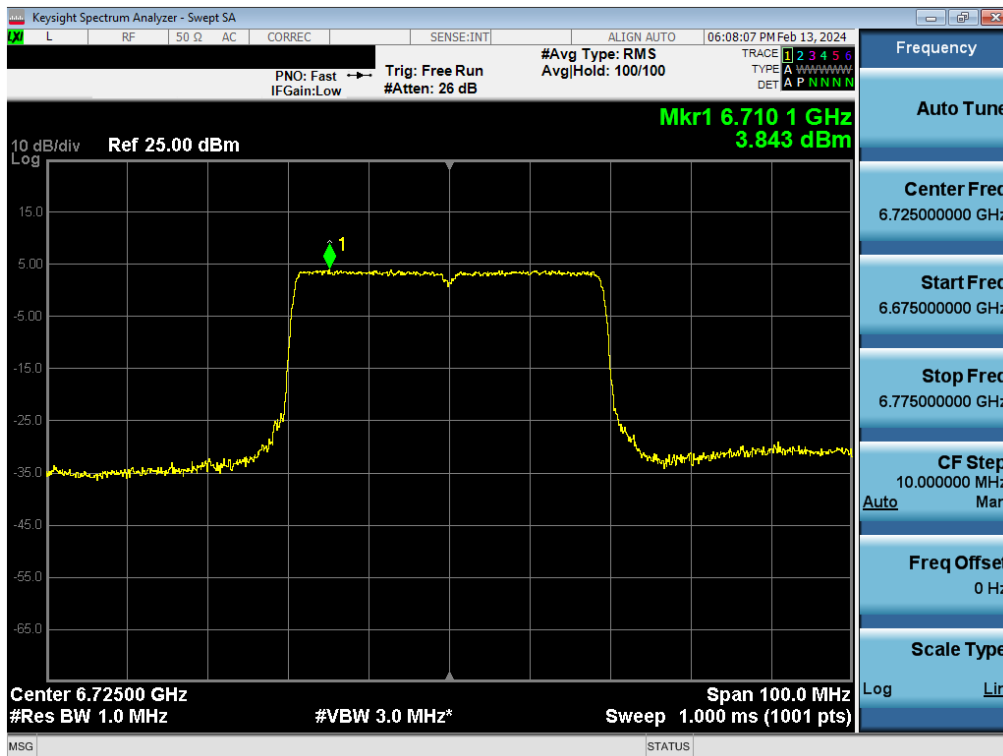


Plot 7-296. In-Band Emission Plot MIMO ANT1 (320MHz BW 802.11be (Full Tones) (UNII Band 5) – Ch. 31) – SP

FCC ID: C3K2085 IC: 3048A-2085	<b>MEASUREMENT REPORT</b>		Approved by: Technical Manager
Test Report S/N: 1M2311170118-12-R2.C3K	Test Dates: 01/03/2024 - 04/01/2024	EUT Type: Portable Computing Device	Page 196 of 277

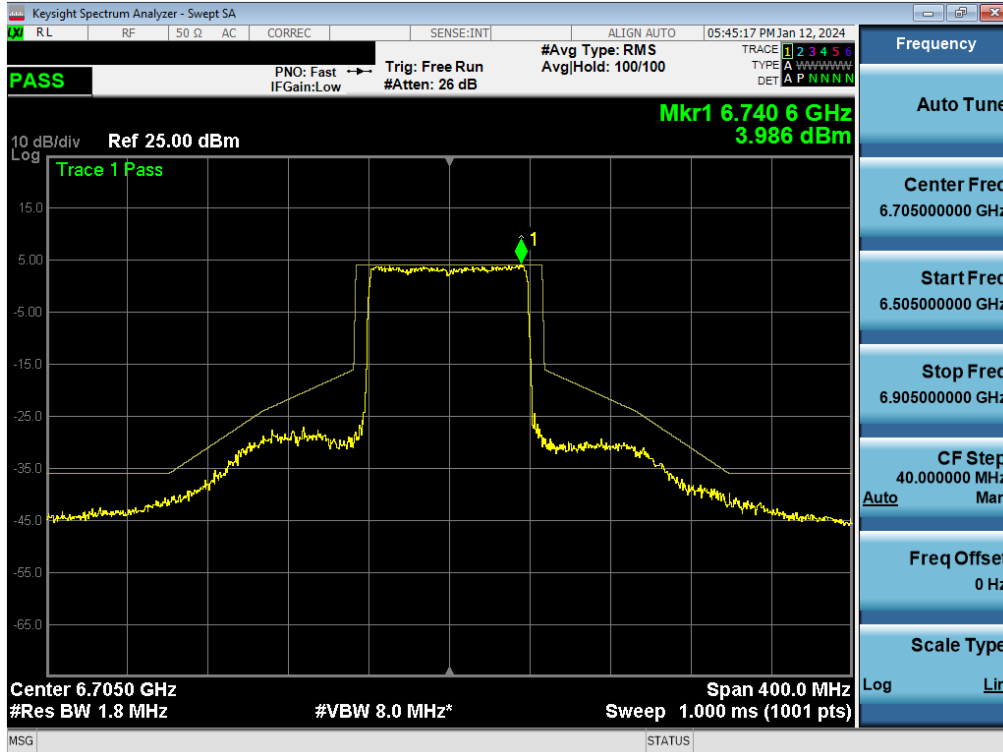


Plot 7-297. In-Band Emission Plot MIMO ANT1 (20MHz BW 802.11be (Full Tone) (UNII Band 7) – Ch. 149) – SP

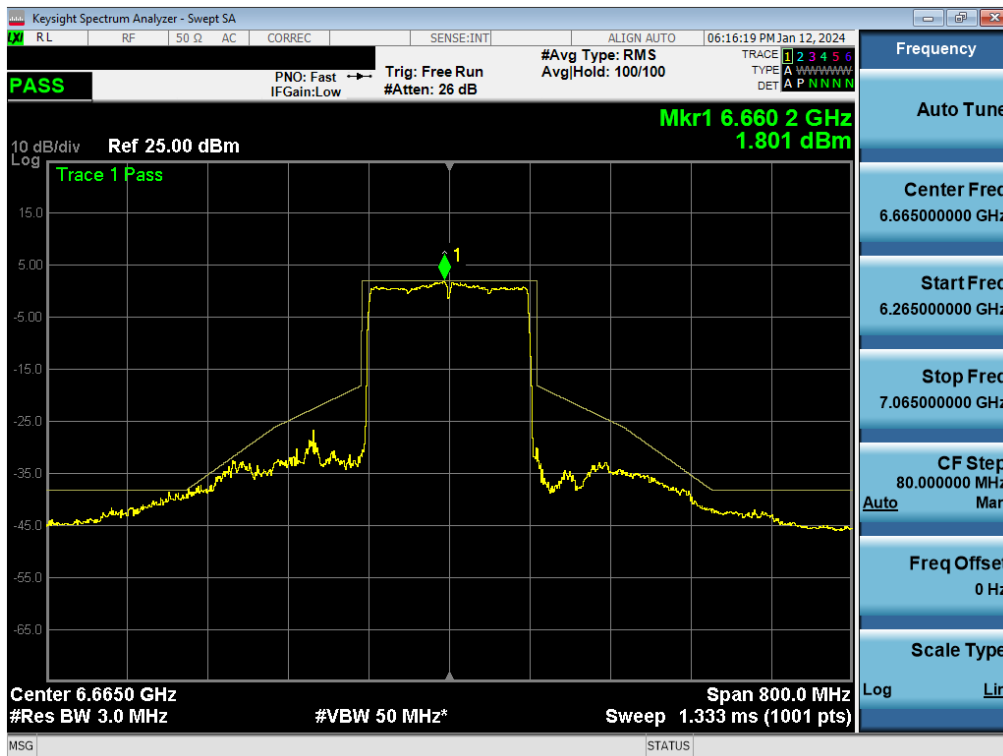


Plot 7-298. In-Band Emission Plot MIMO ANT1 (40MHz BW 802.11be (Full Tone) (UNII Band 7) – Ch. 155) – SP

FCC ID: C3K2085 IC: 3048A-2085	<b>MEASUREMENT REPORT</b>		Approved by: Technical Manager
Test Report S/N: 1M2311170118-12-R2.C3K	Test Dates: 01/03/2024 - 04/01/2024	EUT Type: Portable Computing Device	Page 197 of 277

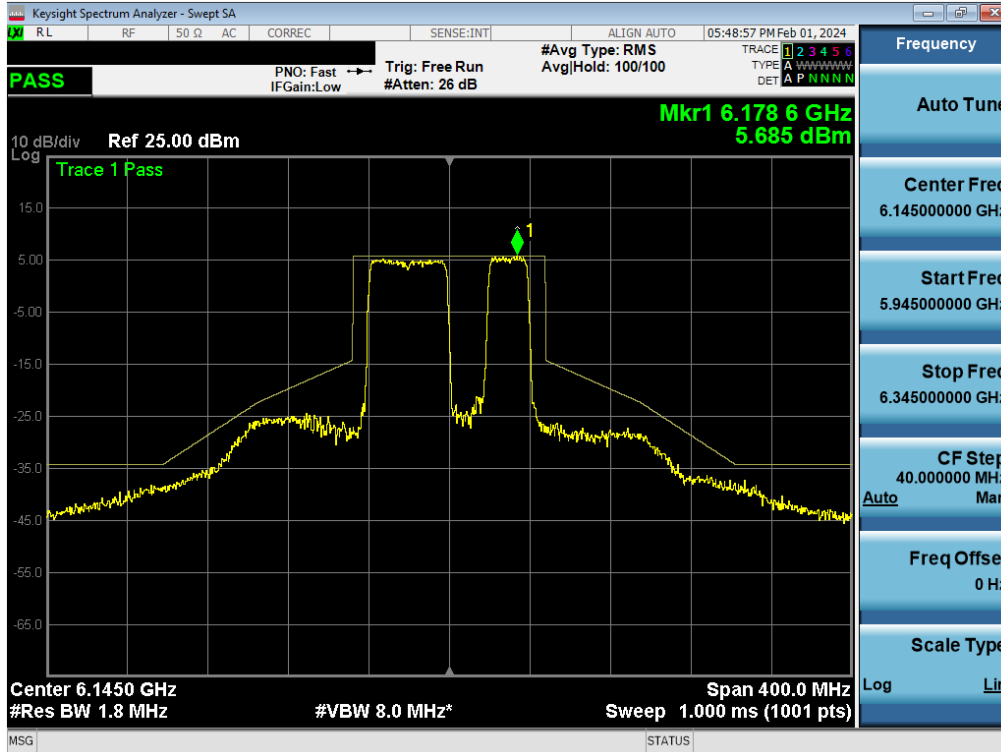


Plot 7-299. In-Band Emission Plot MIMO ANT1 (80MHz BW 802.11be (Full Tone) (UNII Band 7) – Ch. 151) – SP

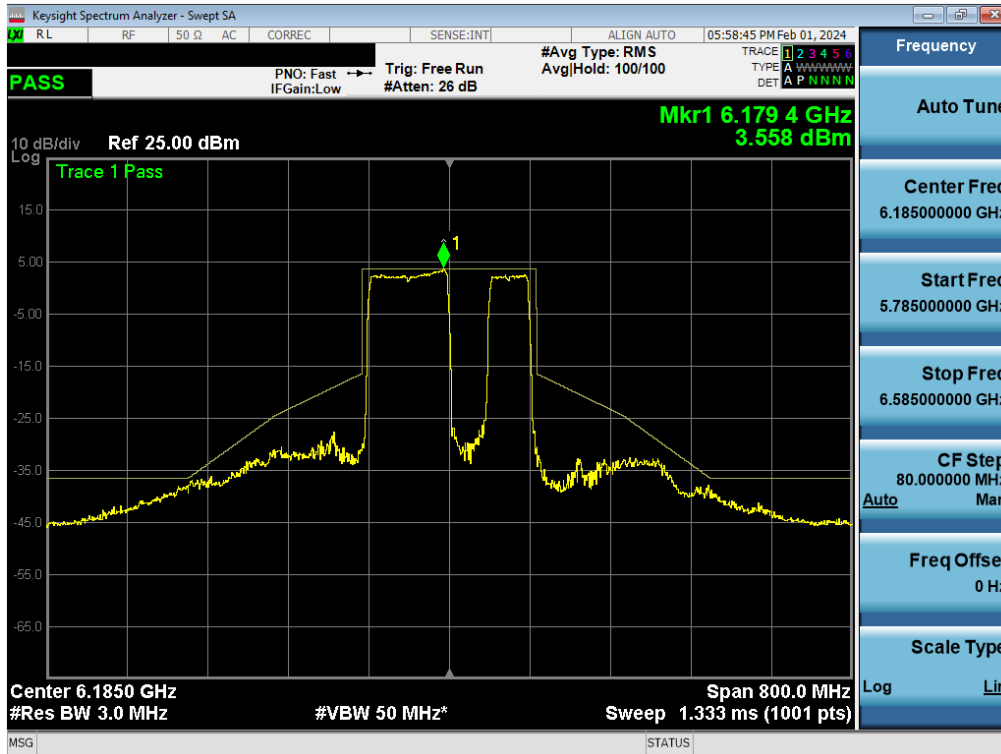


Plot 7-300. In-Band Emission Plot MIMO ANT1 (160MHz BW 802.11be (Full Tone) (UNII Band 7) – Ch. 143) – SP

FCC ID: C3K2085 IC: 3048A-2085	<b>MEASUREMENT REPORT</b>		Approved by: Technical Manager
Test Report S/N: 1M2311170118-12-R2.C3K	Test Dates: 01/03/2024 - 04/01/2024	EUT Type: Portable Computing Device	Page 198 of 277

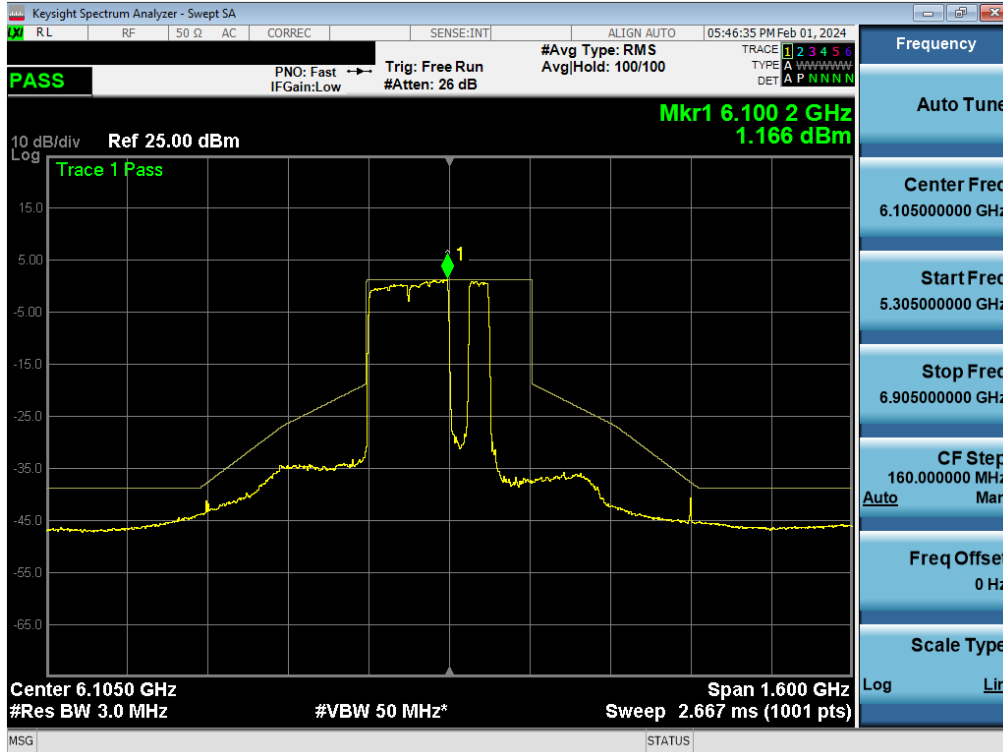


Plot 7-301. In-Band Emission Plot MIMO ANT1 (80MHz BW 802.11be (484+242 Tone) (UNII Band 5) – Ch. 39) - SP

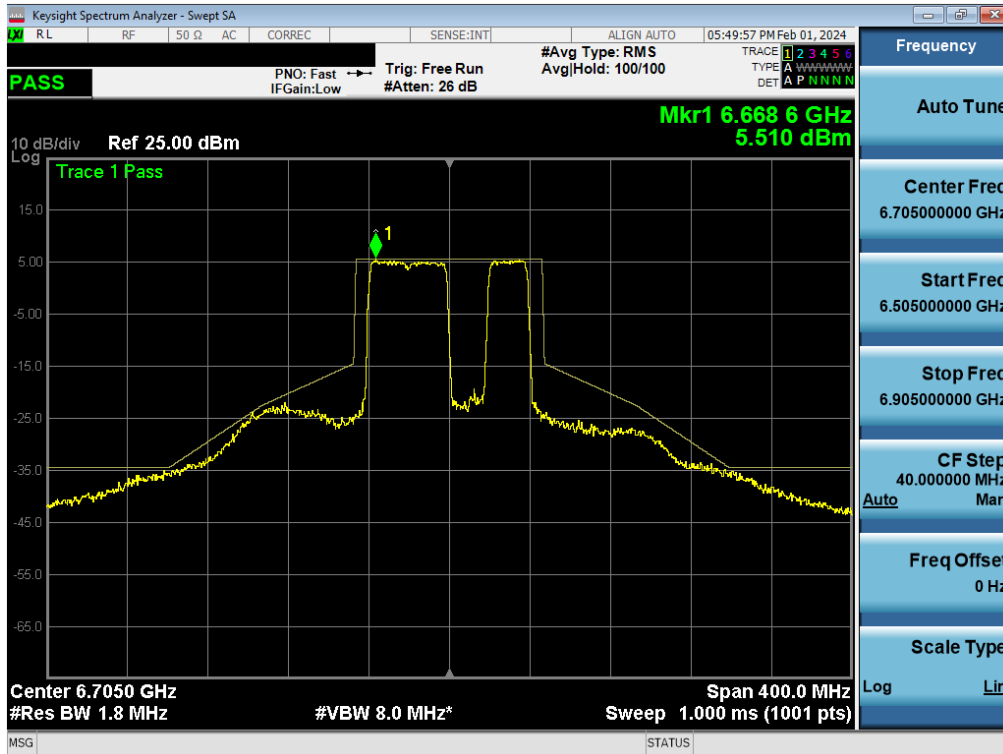


Plot 7-302. In-Band Emission Plot MIMO ANT1 (160MHz BW 802.11be (996+484 Tone) (UNII Band 5) – Ch. 47) - SP

FCC ID: C3K2085 IC: 3048A-2085	<b>MEASUREMENT REPORT</b>		Approved by: Technical Manager
Test Report S/N: 1M2311170118-12-R2.C3K	Test Dates: 01/03/2024 - 04/01/2024	EUT Type: Portable Computing Device	Page 199 of 277



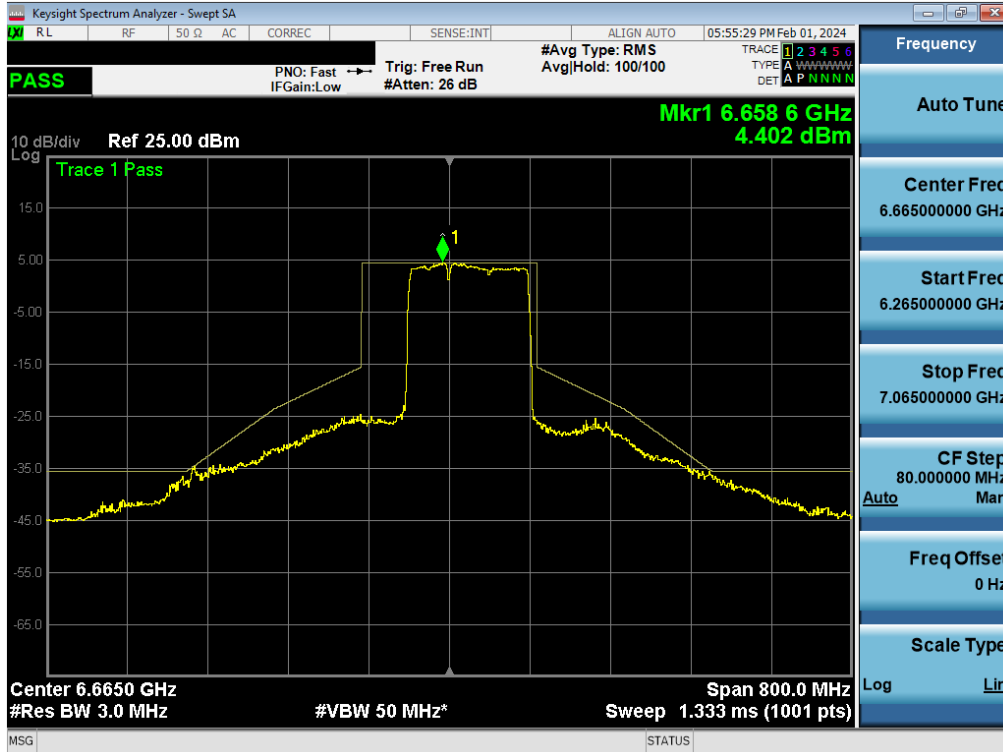
Plot 7-303. In-Band Emission Plot MIMO ANT1 (320MHz BW 802.11be (2\*996+484 Tone) (UNII Band 5) – Ch. 31) – SP



Plot 7-304. In-Band Emission Plot MIMO ANT1 (80MHz BW 802.11be (484+242 Tone) (UNII Band 7) – Ch. 151) - SP

FCC ID: C3K2085 IC: 3048A-2085	MEASUREMENT REPORT		Approved by: Technical Manager
Test Report S/N: 1M2311170118-12-R2.C3K	Test Dates: 01/03/2024 - 04/01/2024	EUT Type: Portable Computing Device	Page 200 of 277





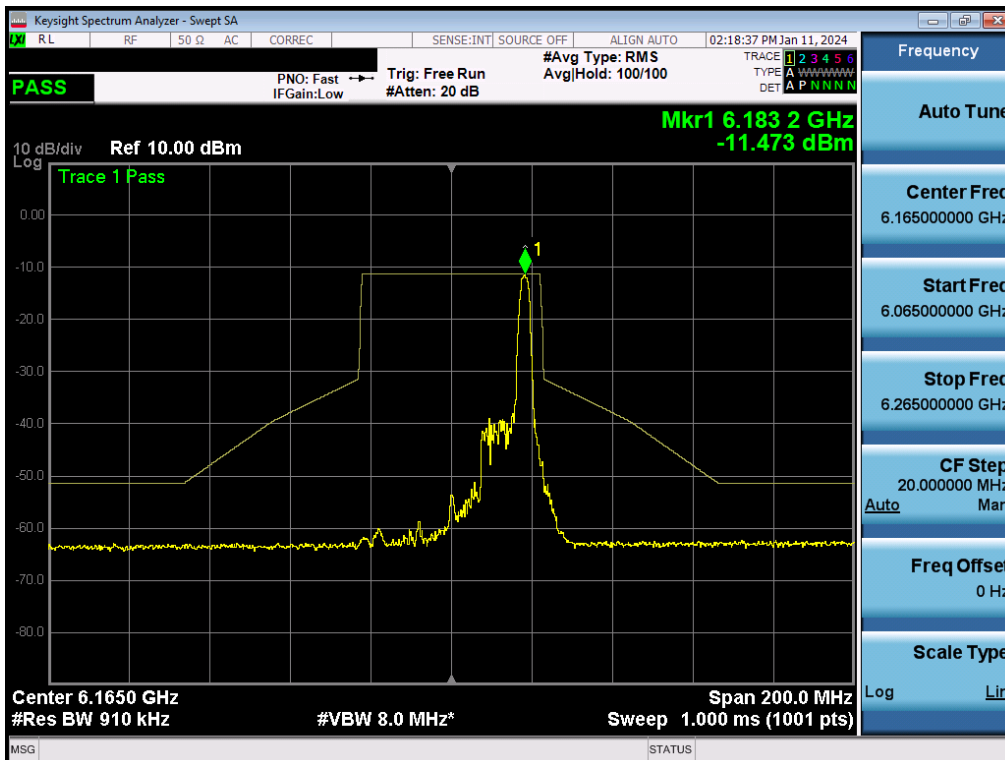
Plot 7-305. In-Band Emission Plot MIMO ANT1 (160MHz BW 802.11be (996+484 Tone) (UNII Band 7) – Ch. 143) - SP

FCC ID: C3K2085 IC: 3048A-2085	<b>MEASUREMENT REPORT</b>		Approved by: Technical Manager
Test Report S/N: 1M2311170118-12-R2.C3K	Test Dates: 01/03/2024 - 04/01/2024	EUT Type: Portable Computing Device	Page 201 of 277

## 7.5.2 MIMO Antenna-2 In-Band Emission Measurements

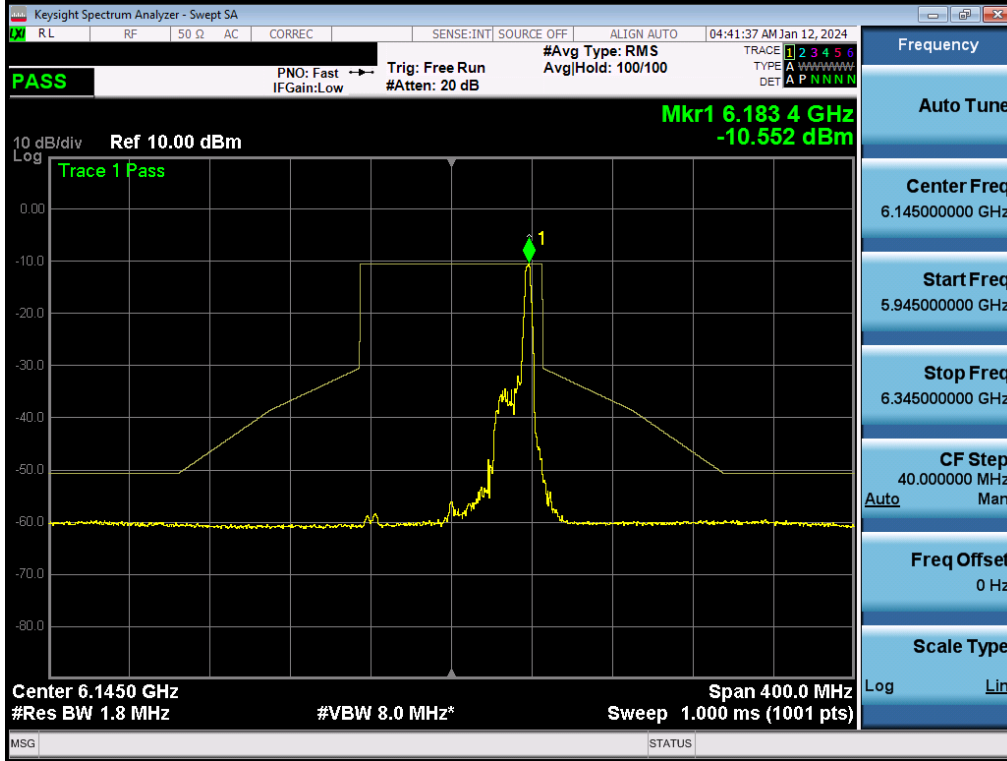


Plot 7-306. In-Band Emission Plot MIMO ANT2 (20MHz BW 802.11be (26 Tones) (UNII Band 5) – Ch. 45) - LPI

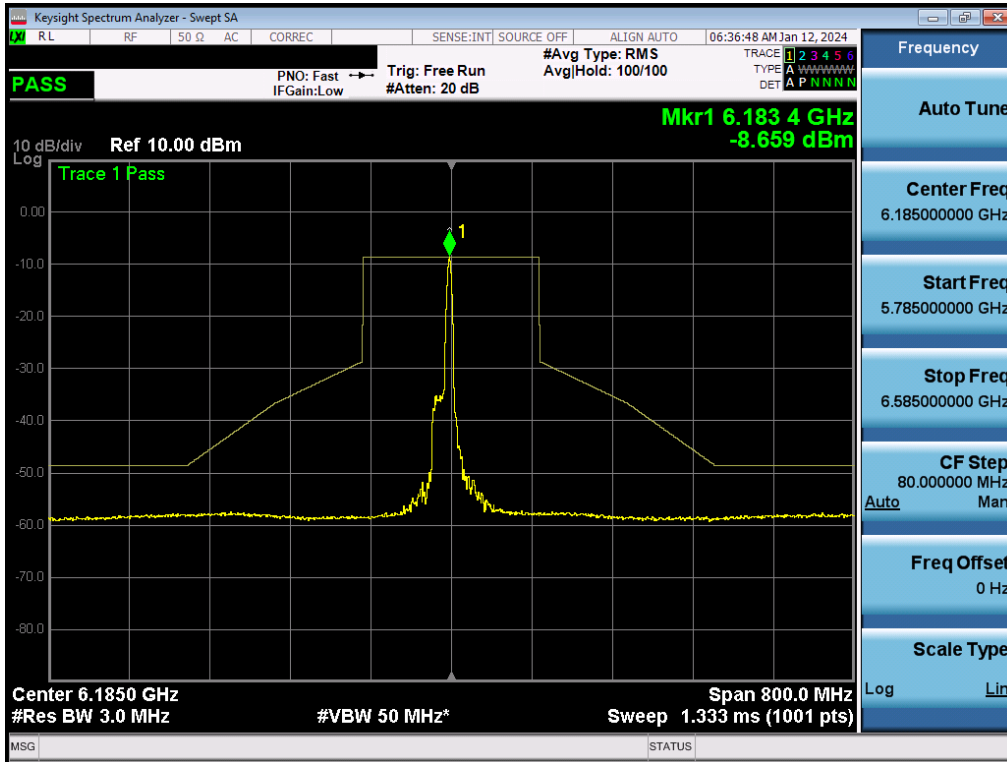


Plot 7-307. In-Band Emission Plot MIMO ANT2 (40MHz BW 802.11be (26 Tones) (UNII Band 5) – Ch. 43) - LPI

FCC ID: C3K2085 IC: 3048A-2085	MEASUREMENT REPORT		Approved by: Technical Manager
Test Report S/N: 1M2311170118-12-R2.C3K	Test Dates: 01/03/2024 - 04/01/2024	EUT Type: Portable Computing Device	Page 202 of 277

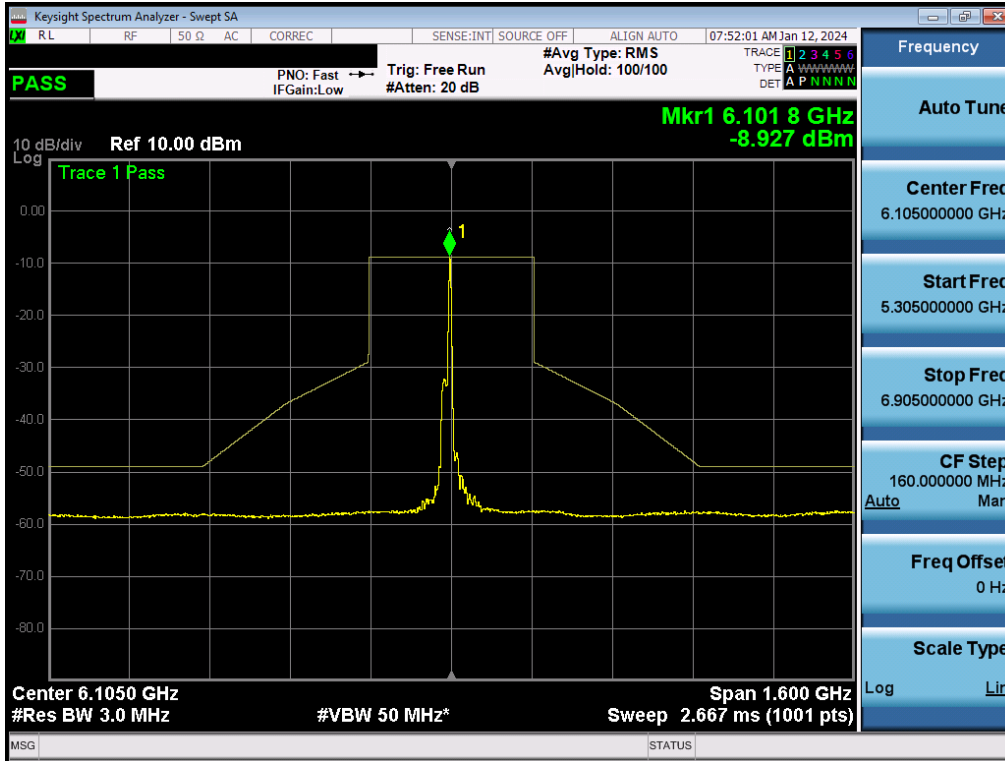


Plot 7-308. In-Band Emission Plot MIMO ANT2 (80MHz BW 802.11be (26 Tones) (UNII Band 5) – Ch. 39) - LPI



Plot 7-309. In-Band Emission Plot MIMO ANT2 (160MHz BW 802.11be (26 Tones) (UNII Band 5) – Ch. 47) - LPI

FCC ID: C3K2085 IC: 3048A-2085	<b>MEASUREMENT REPORT</b>		Approved by: Technical Manager
Test Report S/N: 1M2311170118-12-R2.C3K	Test Dates: 01/03/2024 - 04/01/2024	EUT Type: Portable Computing Device	Page 203 of 277



Plot 7-310. In-Band Emission Plot MIMO ANT2 (320MHz BW 802.11be (26 Tones) (UNII Band 5) – Ch. 31) - LPI

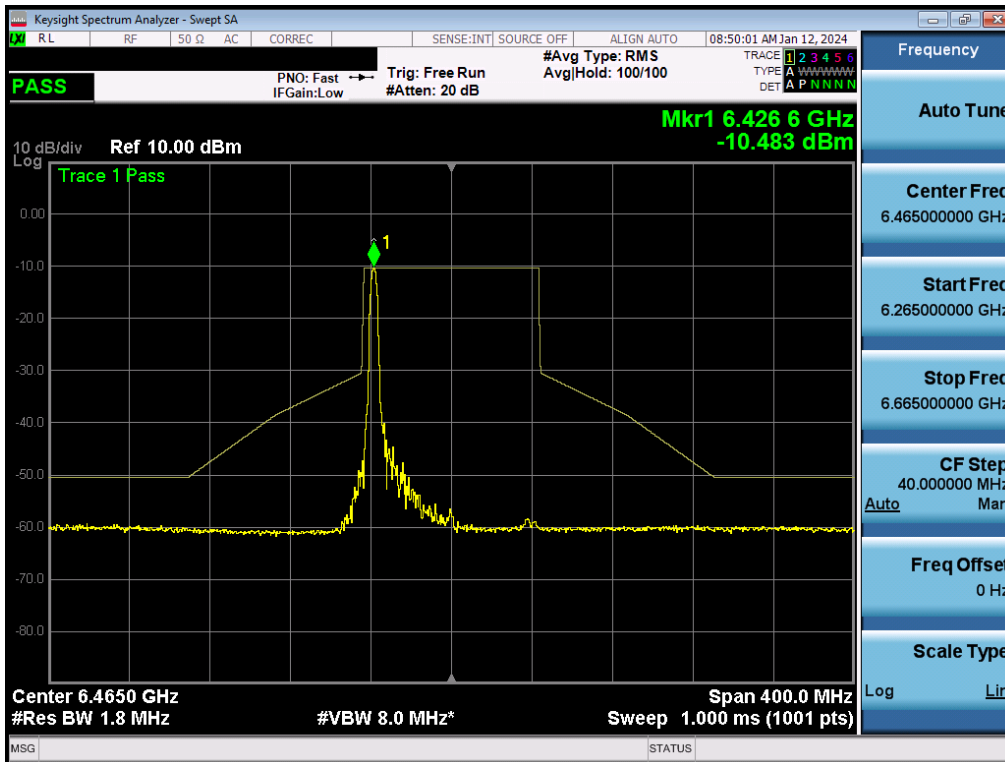


Plot 7-311. In-Band Emission Plot MIMO ANT2 (20MHz BW 802.11be (26 Tones) (UNII Band 6) – Ch. 105) - LPI

FCC ID: C3K2085 IC: 3048A-2085	<b>MEASUREMENT REPORT</b>		Approved by: Technical Manager
Test Report S/N: 1M2311170118-12-R2.C3K	Test Dates: 01/03/2024 - 04/01/2024	EUT Type: Portable Computing Device	Page 204 of 277

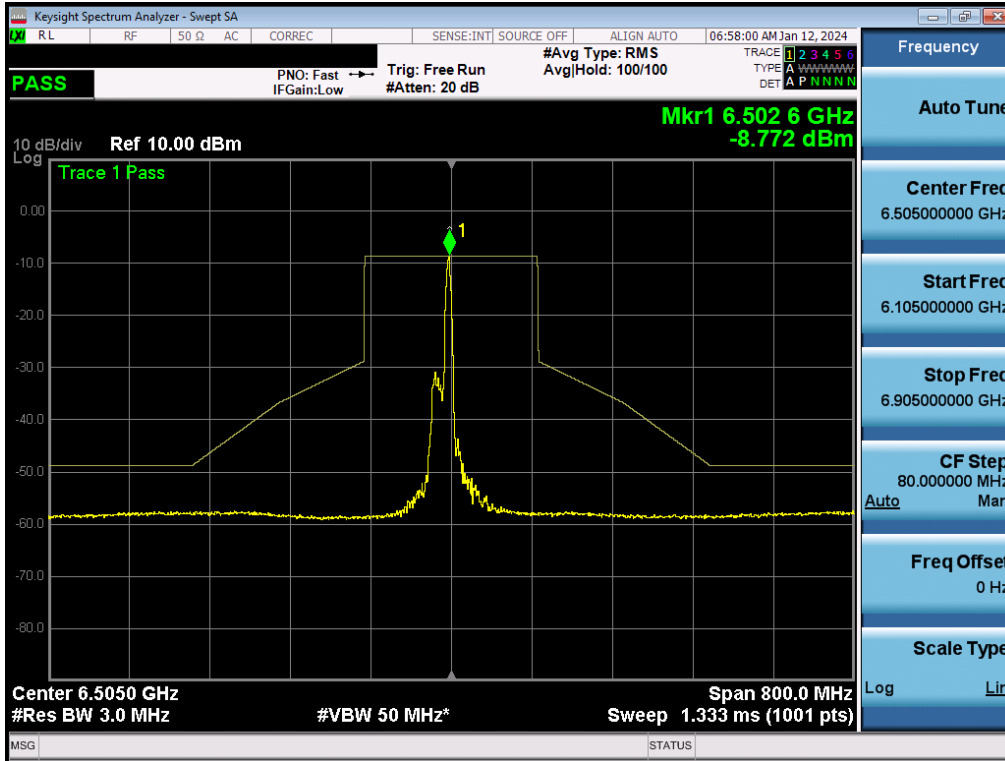


Plot 7-312. In-Band Emission Plot MIMO ANT2 (40MHz BW 802.11be (26 Tones) (UNII Band 6) – Ch. 107) - LPI

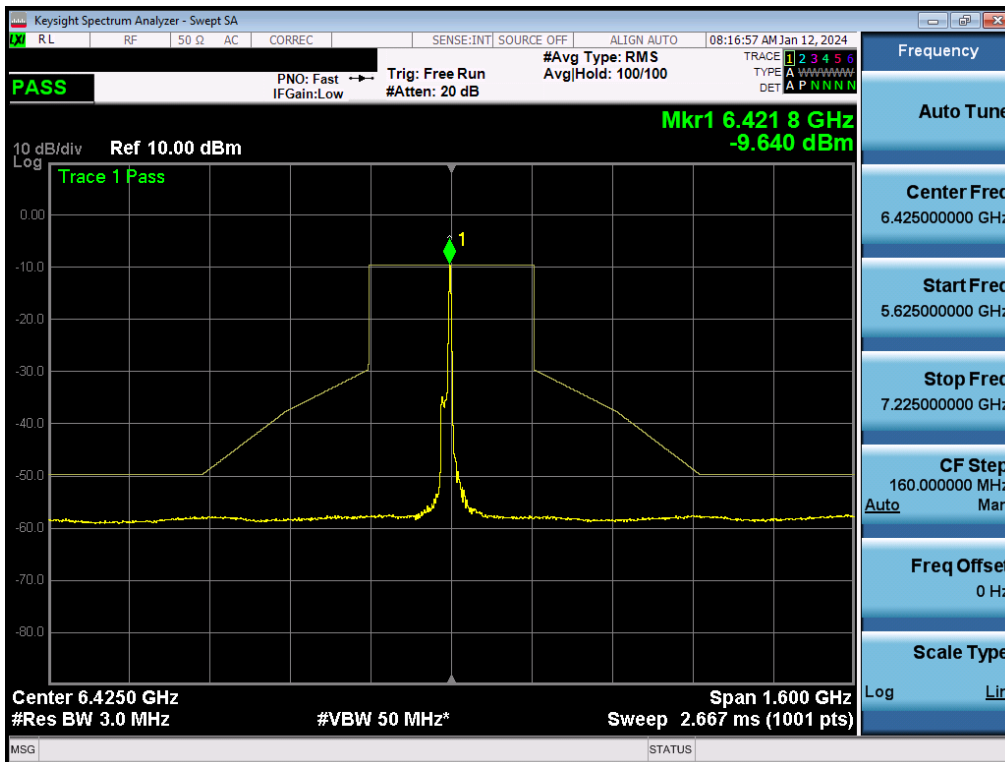


Plot 7-313. In-Band Emission Plot MIMO ANT2 (80MHz BW 802.11be (26 Tones) (UNII Band 6) – Ch. 103) - LPI

FCC ID: C3K2085 IC: 3048A-2085	<b>MEASUREMENT REPORT</b>		Approved by: Technical Manager
Test Report S/N: 1M2311170118-12-R2.C3K	Test Dates: 01/03/2024 - 04/01/2024	EUT Type: Portable Computing Device	Page 205 of 277



Plot 7-314. In-Band Emission Plot MIMO ANT2 (160MHz BW 802.11be (26 Tones) (UNII Band 6) – Ch. 111) - LPI

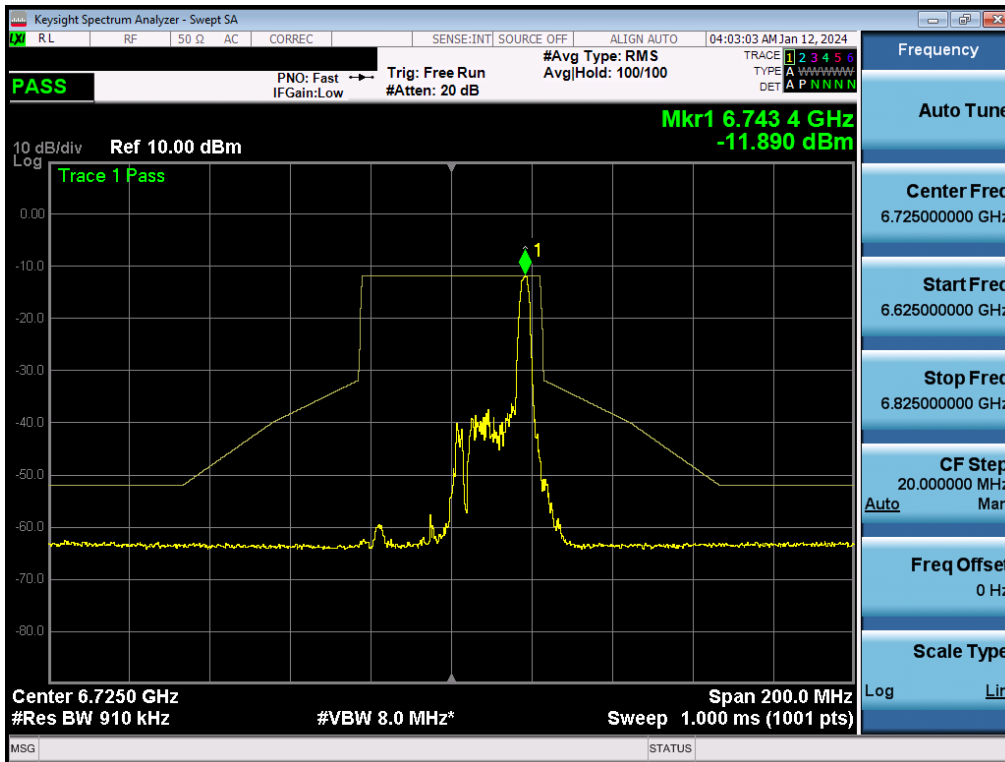


Plot 7-315. In-Band Emission Plot MIMO ANT2 (320MHz BW 802.11be (26 Tones) (UNII Band 6) – Ch. 95) - LPI

FCC ID: C3K2085 IC: 3048A-2085	<b>MEASUREMENT REPORT</b>		Approved by: Technical Manager
Test Report S/N: 1M2311170118-12-R2.C3K	Test Dates: 01/03/2024 - 04/01/2024	EUT Type: Portable Computing Device	Page 206 of 277

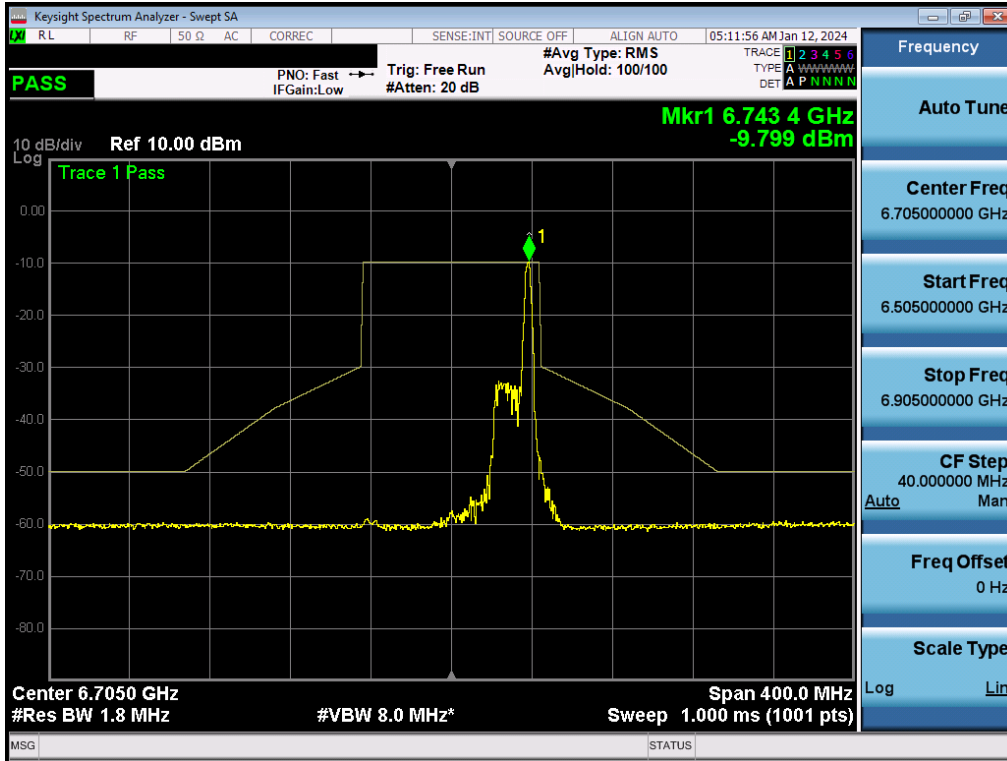


Plot 7-316. In-Band Emission Plot MIMO ANT2 (20MHz BW 802.11be (26 Tones) (UNII Band 7) – Ch. 149) - LPI

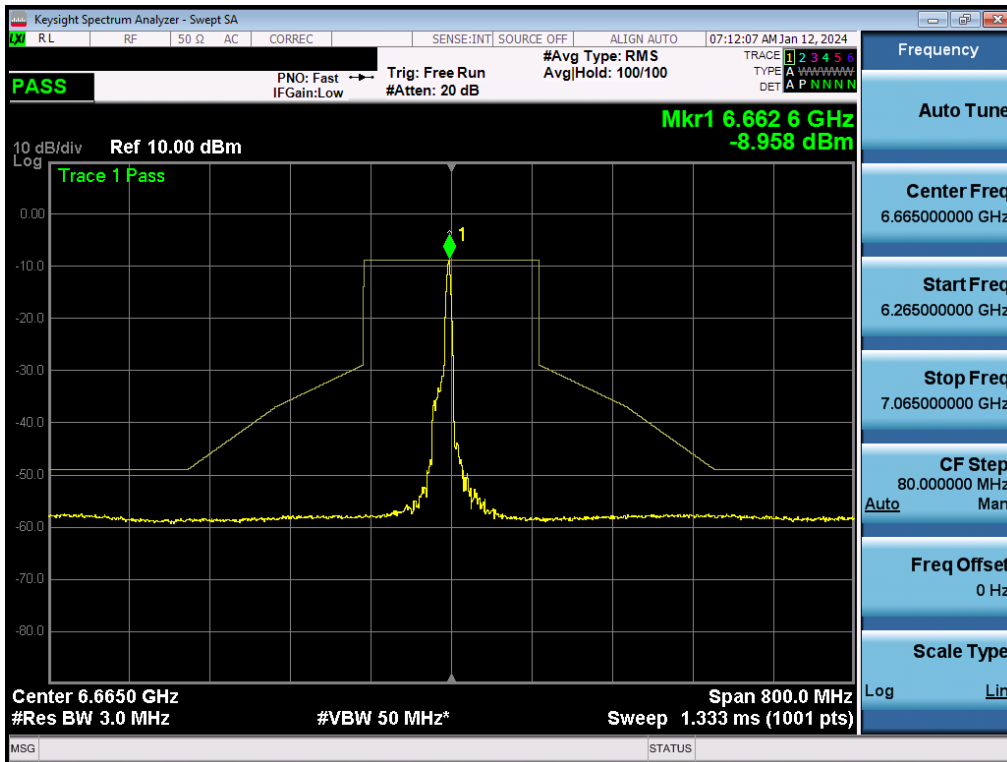


Plot 7-317. In-Band Emission Plot MIMO ANT2 (40MHz BW 802.11be (26 Tones) (UNII Band 7) – Ch. 155) - LPI

FCC ID: C3K2085 IC: 3048A-2085	<b>MEASUREMENT REPORT</b>		Approved by: Technical Manager
Test Report S/N: 1M2311170118-12-R2.C3K	Test Dates: 01/03/2024 - 04/01/2024	EUT Type: Portable Computing Device	Page 207 of 277



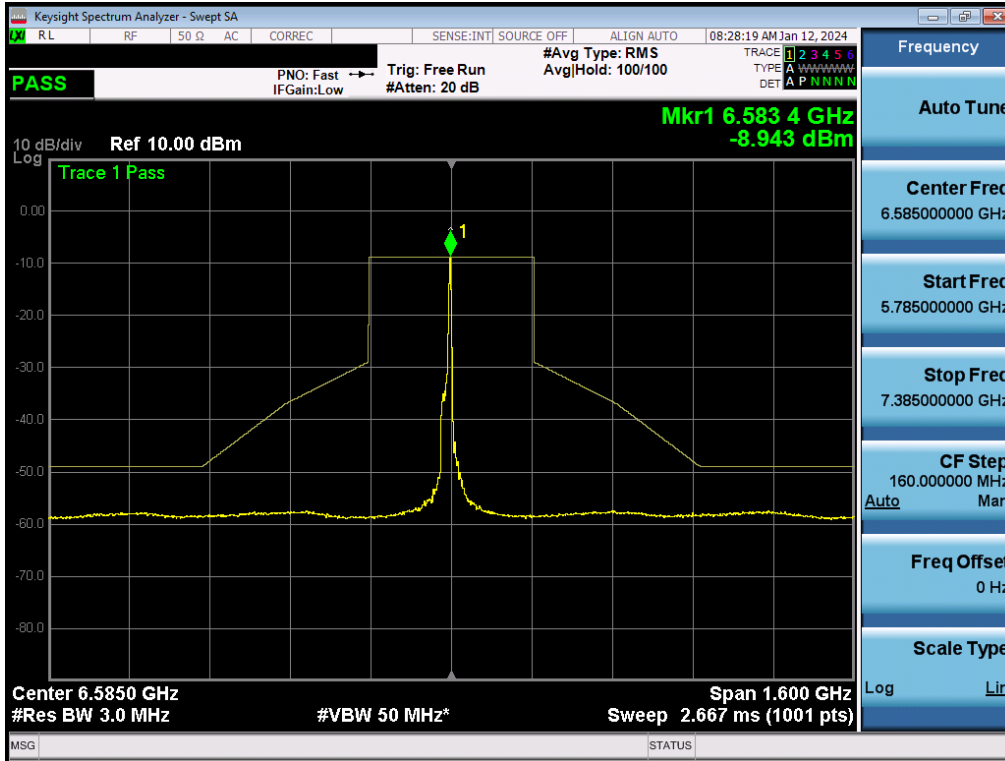
Plot 7-318. In-Band Emission Plot MIMO ANT2 (80MHz BW 802.11be (26 Tones) (UNII Band 7) – Ch. 151) - LPI



Plot 7-319. In-Band Emission Plot MIMO ANT2 (160MHz BW 802.11be (26 Tones) (UNII Band 7) – Ch. 143) - LPI

FCC ID: C3K2085 IC: 3048A-2085	<b>MEASUREMENT REPORT</b>		Approved by: Technical Manager
Test Report S/N: 1M2311170118-12-R2.C3K	Test Dates: 01/03/2024 - 04/01/2024	EUT Type: Portable Computing Device	Page 208 of 277





Plot 7-320. In-Band Emission Plot MIMO ANT2 (320MHz BW 802.11be (26 Tones) (UNII Band 7) – Ch. 127) - LPI

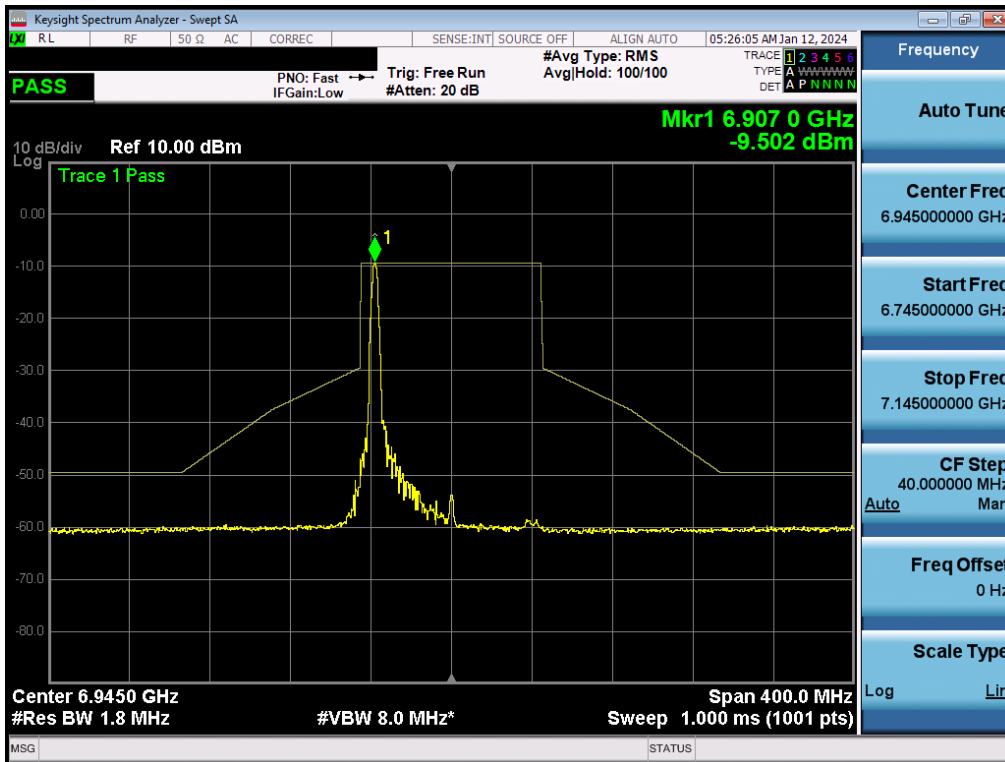


Plot 7-321. In-Band Emission Plot MIMO ANT2 (20MHz BW 802.11be (26 Tones) (UNII Band 8) – Ch. 209) - LPI

FCC ID: C3K2085 IC: 3048A-2085	<b>MEASUREMENT REPORT</b>		Approved by: Technical Manager
Test Report S/N: 1M2311170118-12-R2.C3K	Test Dates: 01/03/2024 - 04/01/2024	EUT Type: Portable Computing Device	Page 209 of 277

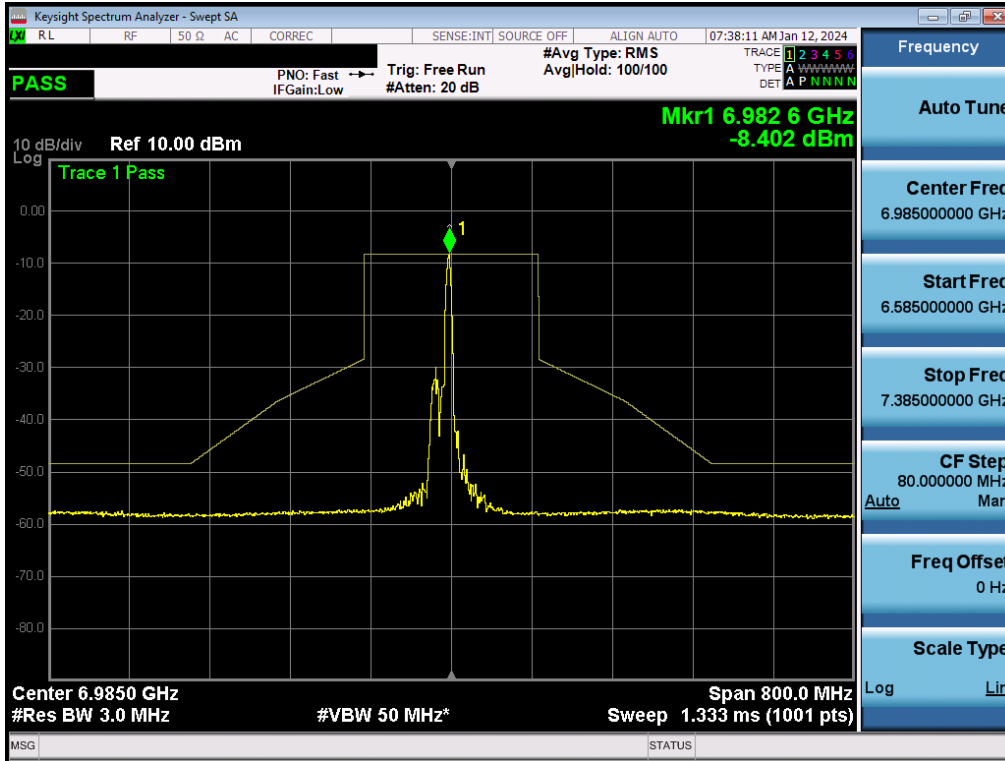


Plot 7-322. In-Band Emission Plot MIMO ANT2 (40MHz BW 802.11be (26 Tones) (UNII Band 8) – Ch. 211) - LPI

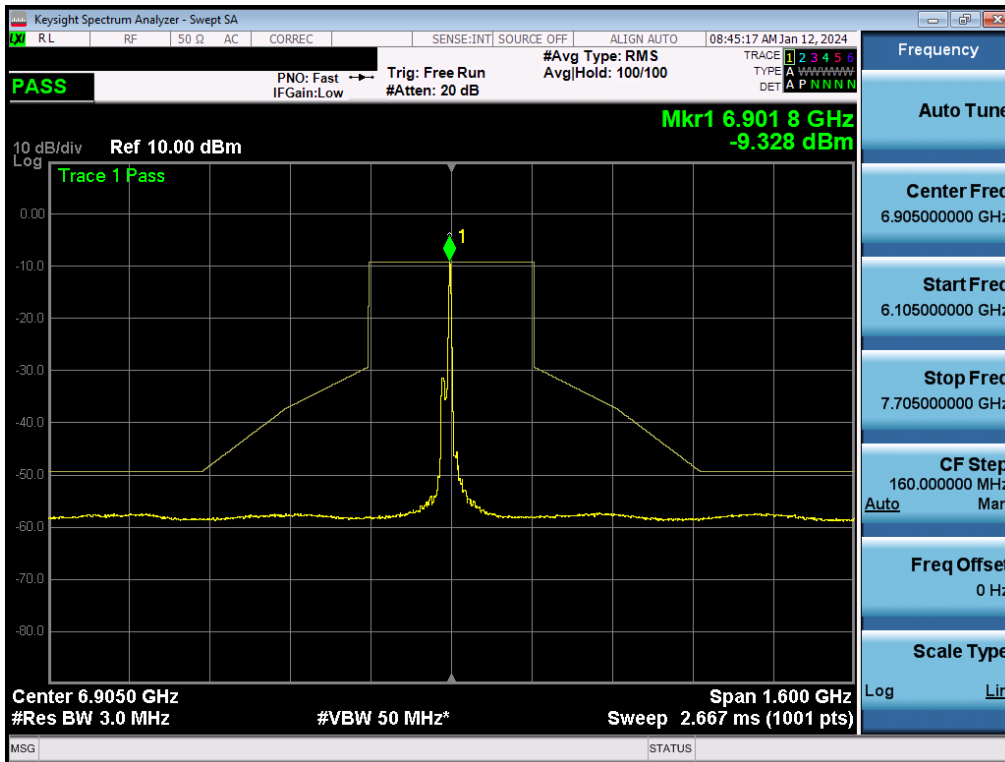


Plot 7-323. In-Band Emission Plot MIMO ANT2 (80MHz BW 802.11be (26 Tones) (UNII Band 8) – Ch. 199) - LPI

FCC ID: C3K2085 IC: 3048A-2085	<b>MEASUREMENT REPORT</b>		Approved by: Technical Manager
Test Report S/N: 1M2311170118-12-R2.C3K	Test Dates: 01/03/2024 - 04/01/2024	EUT Type: Portable Computing Device	Page 210 of 277

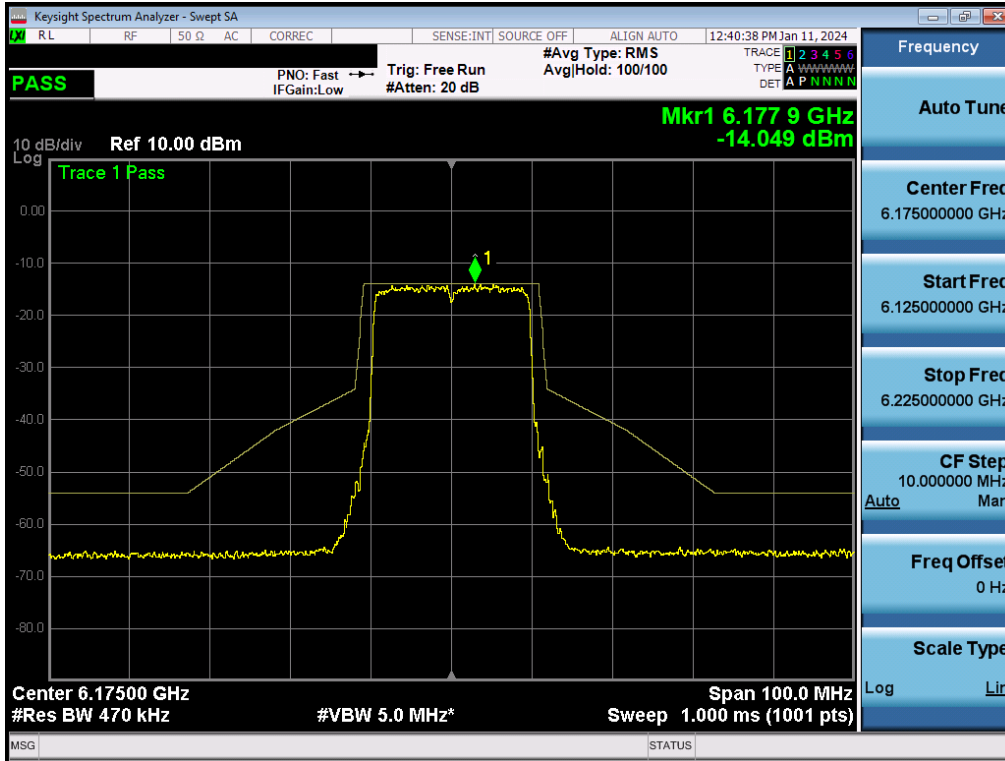


Plot 7-324. In-Band Emission Plot MIMO ANT2 (160MHz BW 802.11be (26 Tones) (UNII Band 8) – Ch. 207) - LPI

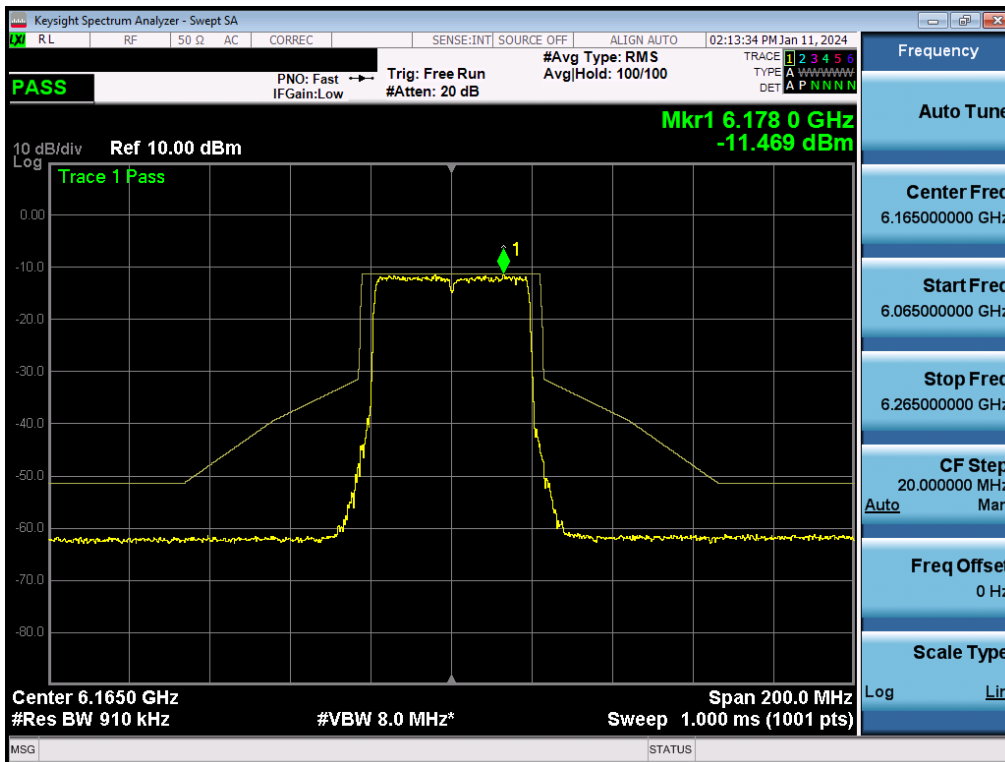


Plot 7-325. In-Band Emission Plot MIMO ANT2 (320MHz BW 802.11be (26 Tones) (UNII Band 8) – Ch. 191) - LPI

FCC ID: C3K2085 IC: 3048A-2085	<b>MEASUREMENT REPORT</b>		Approved by: Technical Manager
Test Report S/N: 1M2311170118-12-R2.C3K	Test Dates: 01/03/2024 - 04/01/2024	EUT Type: Portable Computing Device	Page 211 of 277

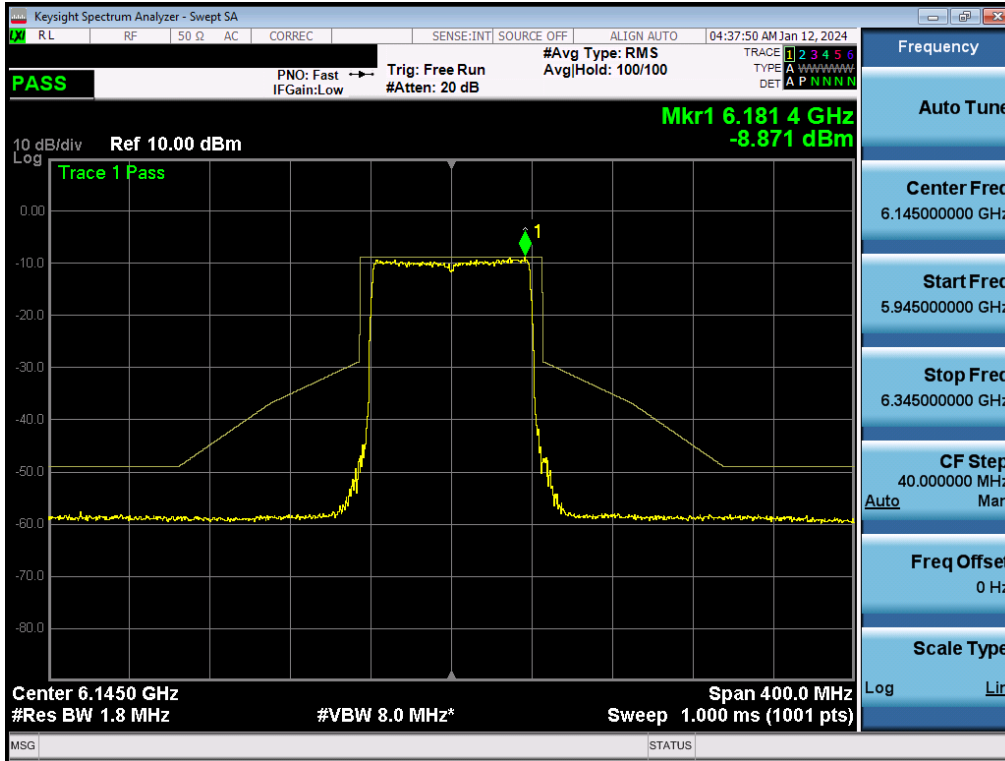


Plot 7-326. In-Band Emission Plot MIMO ANT2 (20MHz BW 802.11be (Full Tone) (UNII Band 5) – Ch. 45) - LPI

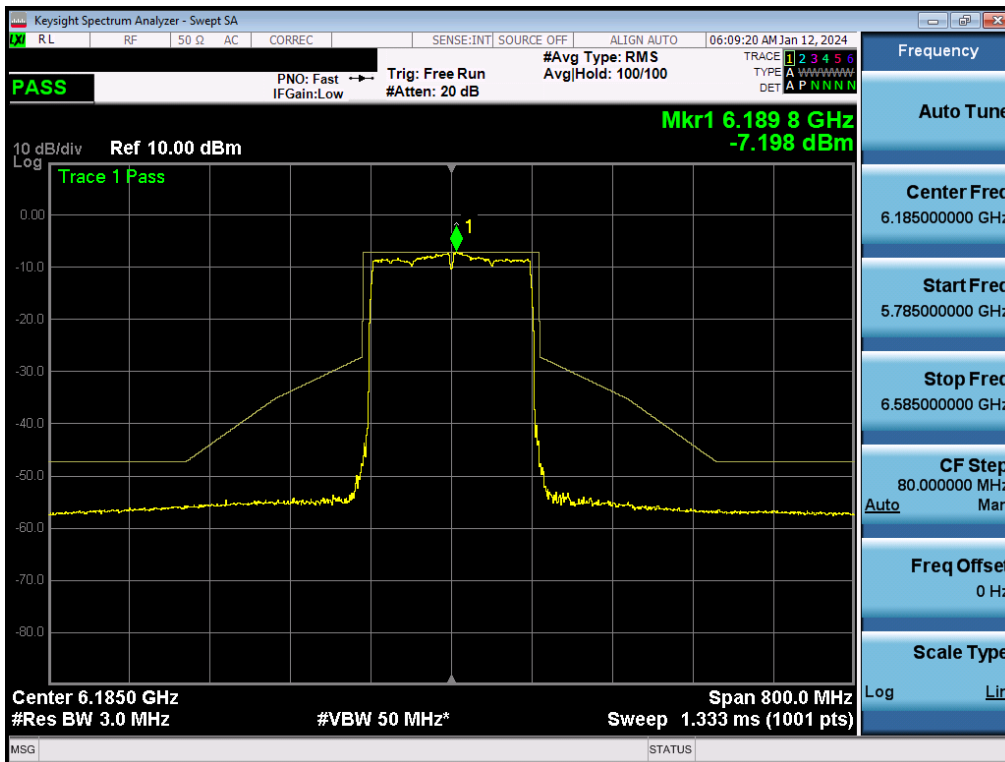


Plot 7-327. In-Band Emission Plot MIMO ANT2 (40MHz BW 802.11be (Full Tone) (UNII Band 5) – Ch. 43) - LPI

FCC ID: C3K2085 IC: 3048A-2085	MEASUREMENT REPORT		Approved by: Technical Manager
Test Report S/N: 1M2311170118-12-R2.C3K	Test Dates: 01/03/2024 - 04/01/2024	EUT Type: Portable Computing Device	Page 212 of 277

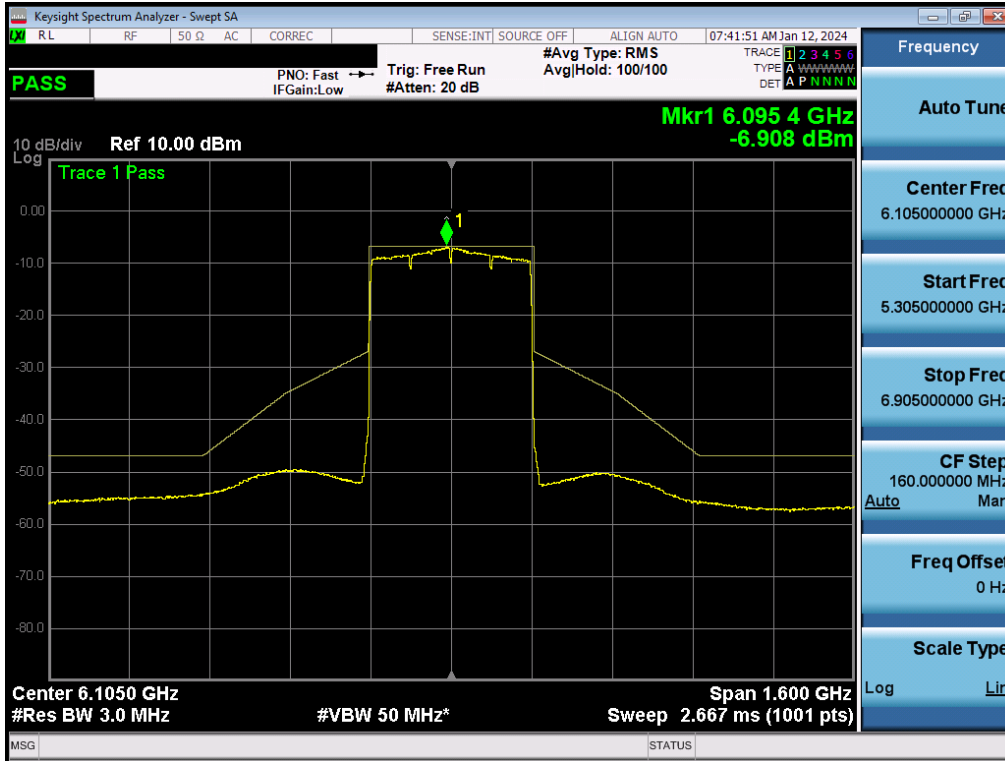


Plot 7-328. In-Band Emission Plot MIMO ANT2 (80MHz BW 802.11be (Full Tone) (UNII Band 5) – Ch. 39) - LPI

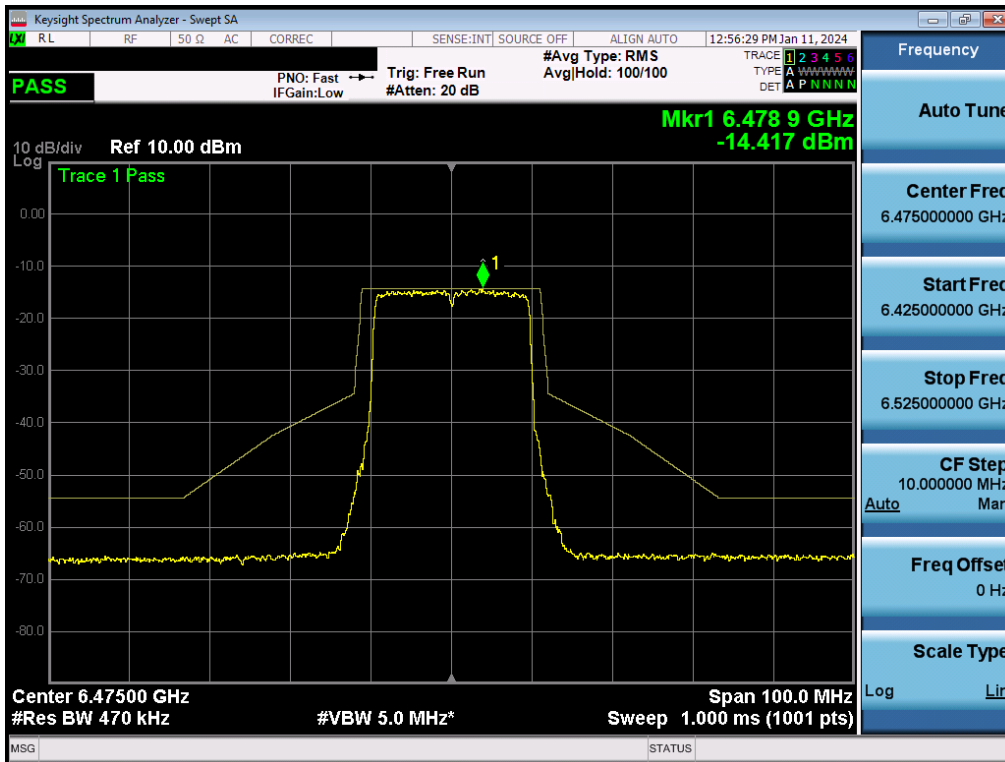


Plot 7-329. In-Band Emission Plot MIMO ANT2 (160MHz BW 802.11be (Full Tone) (UNII Band 5) – Ch. 47) - LPI

FCC ID: C3K2085 IC: 3048A-2085	<b>MEASUREMENT REPORT</b>		Approved by: Technical Manager
Test Report S/N: 1M2311170118-12-R2.C3K	Test Dates: 01/03/2024 - 04/01/2024	EUT Type: Portable Computing Device	Page 213 of 277

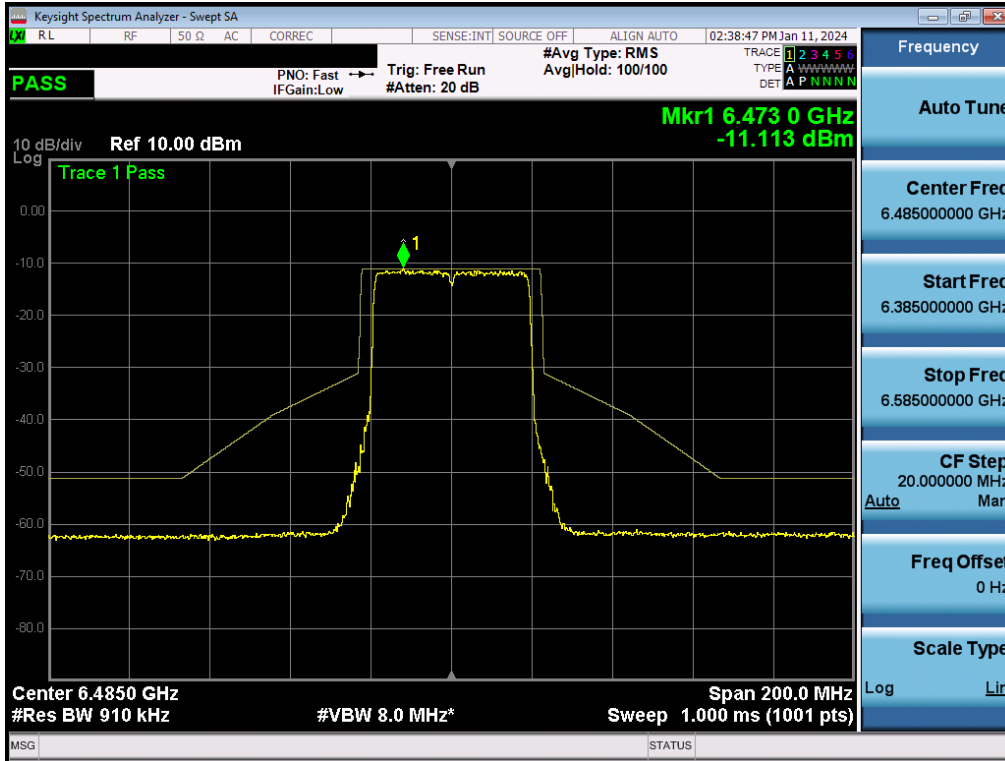


Plot 7-330. In-Band Emission Plot MIMO ANT2 (320MHz BW 802.11be (Full Tone) (UNII Band 5) – Ch. 31) - LPI

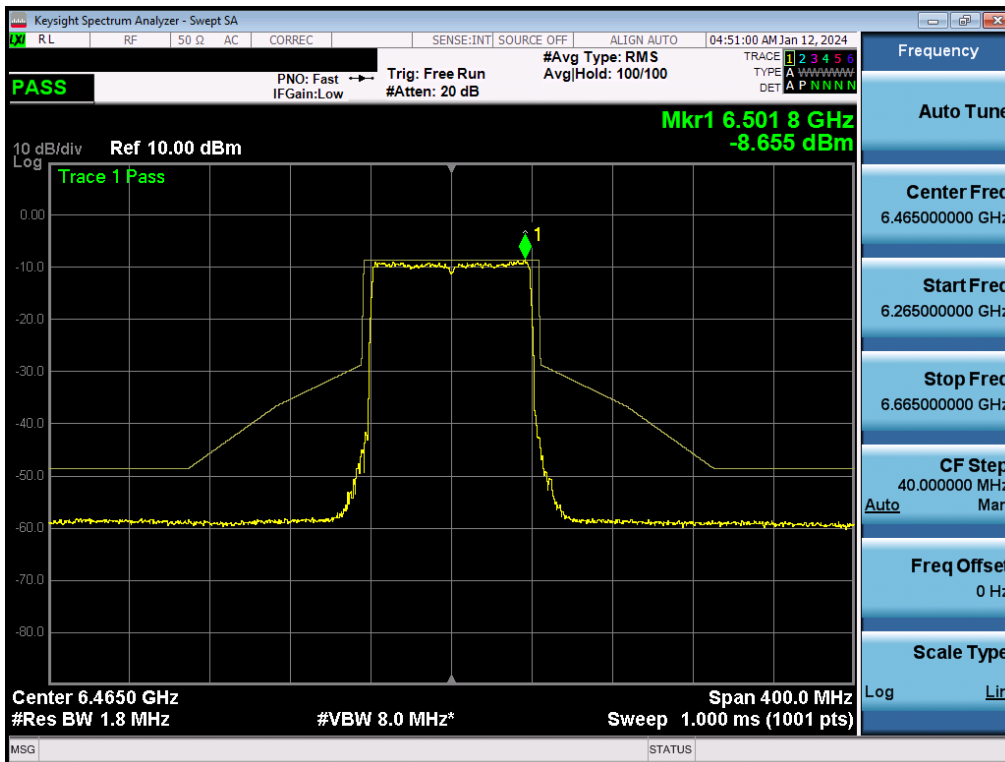


Plot 7-331. In-Band Emission Plot MIMO ANT2 (20MHz BW 802.11be (Full Tone) (UNII Band 6) – Ch. 105) - LPI

FCC ID: C3K2085 IC: 3048A-2085	<b>MEASUREMENT REPORT</b>		Approved by: Technical Manager
Test Report S/N: 1M2311170118-12-R2.C3K	Test Dates: 01/03/2024 - 04/01/2024	EUT Type: Portable Computing Device	Page 214 of 277

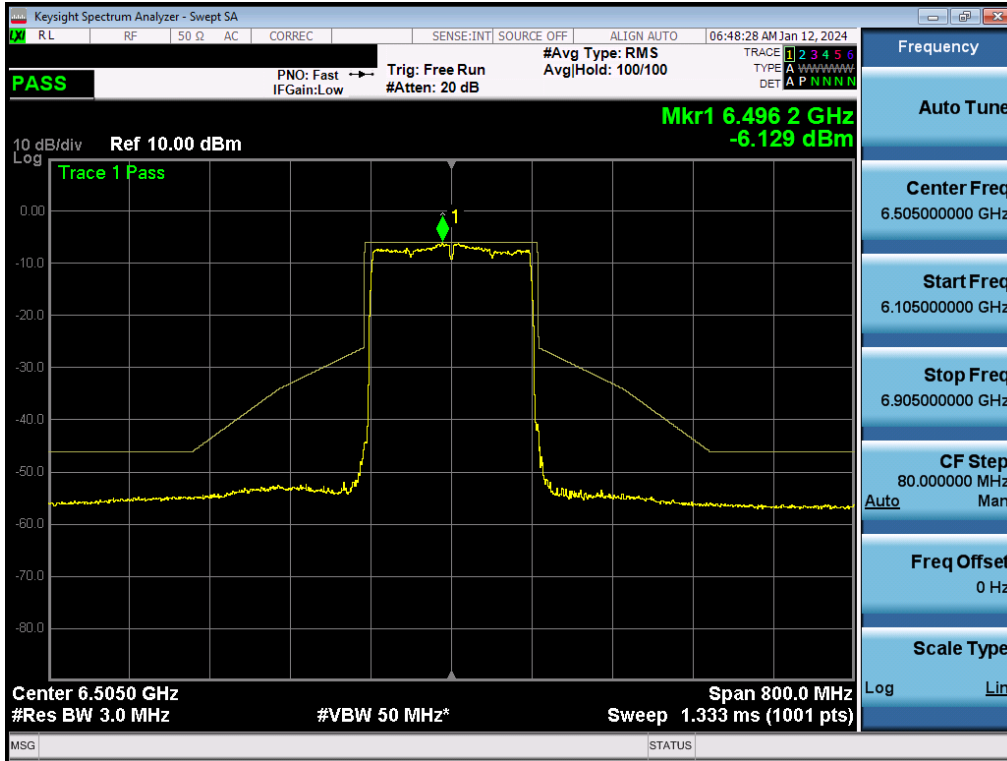


Plot 7-332. In-Band Emission Plot MIMO ANT2 (40MHz BW 802.11be (Full Tone) (UNII Band 6) – Ch. 107) - LPI

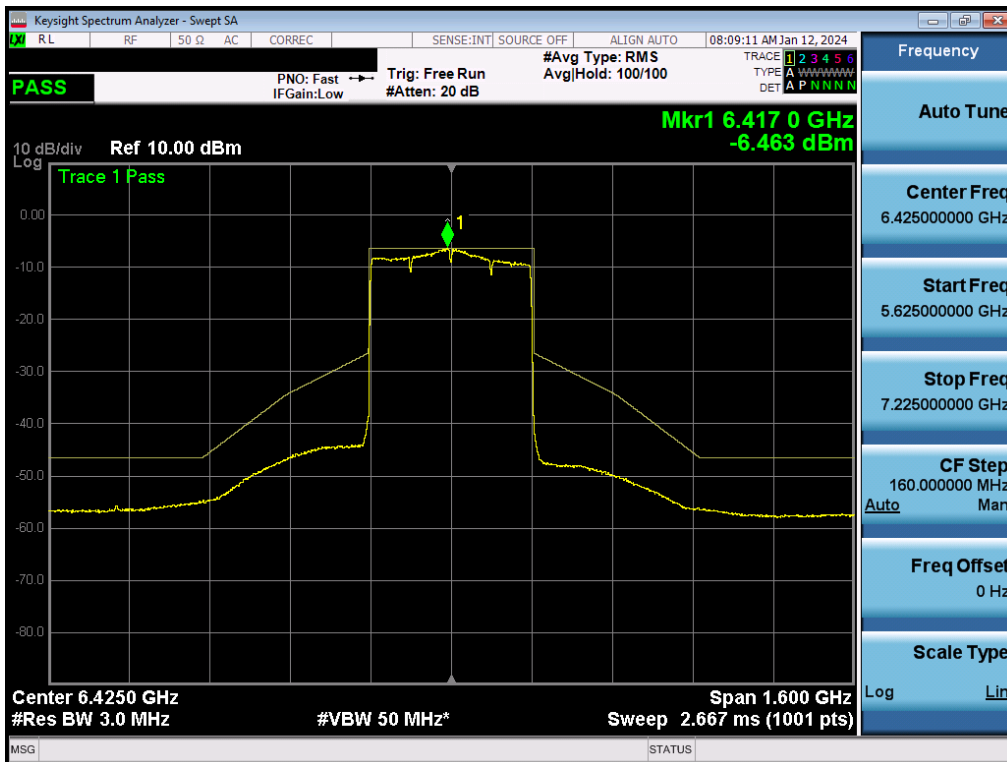


Plot 7-333. In-Band Emission Plot MIMO ANT2 (80MHz BW 802.11be (Full Tone) (UNII Band 6) – Ch. 103) - LPI

FCC ID: C3K2085 IC: 3048A-2085	<b>MEASUREMENT REPORT</b>		Approved by: Technical Manager
Test Report S/N: 1M2311170118-12-R2.C3K	Test Dates: 01/03/2024 - 04/01/2024	EUT Type: Portable Computing Device	Page 215 of 277



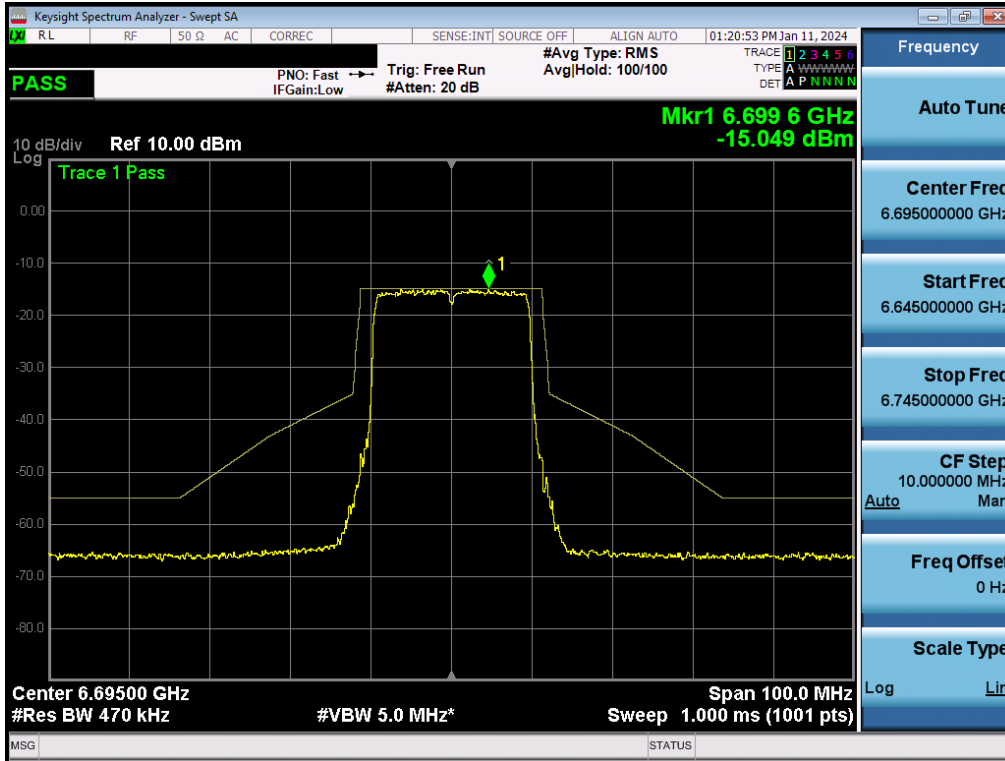
Plot 7-334. In-Band Emission Plot MIMO ANT2 (160MHz BW 802.11be (Full Tone) (UNII Band 6) – Ch. 111) - LPI



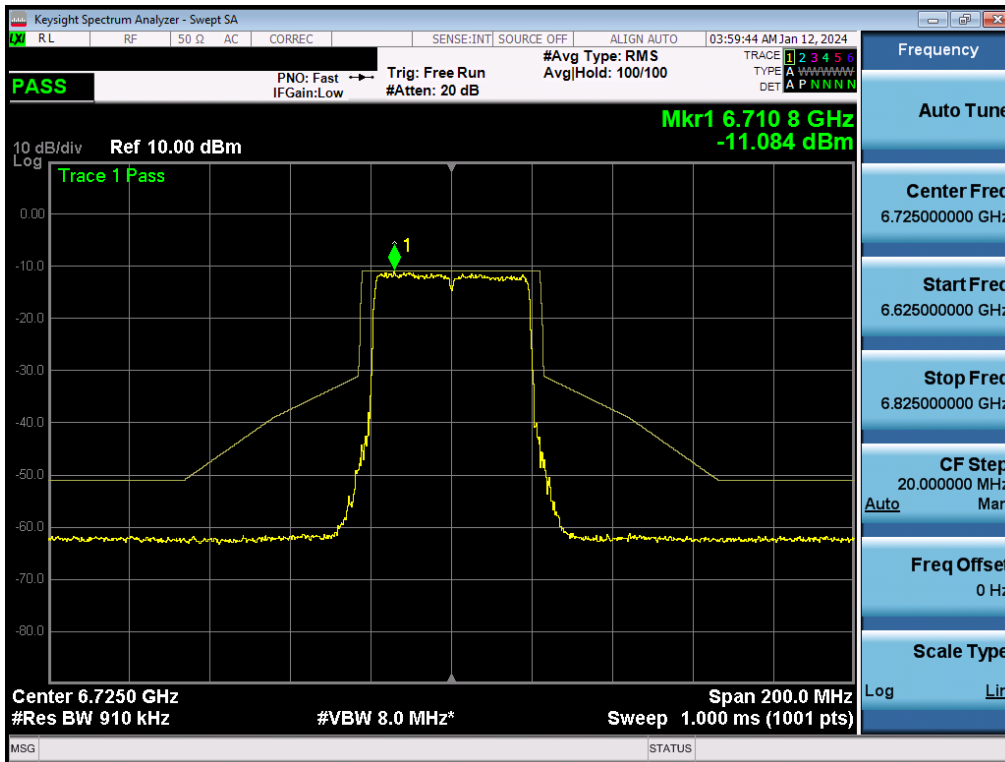
Plot 7-335. In-Band Emission Plot MIMO ANT2 (320MHz BW 802.11be (Full Tone) (UNII Band 6) – Ch. 95) - LPI

FCC ID: C3K2085 IC: 3048A-2085	<b>MEASUREMENT REPORT</b>		Approved by: Technical Manager
Test Report S/N: 1M2311170118-12-R2.C3K	Test Dates: 01/03/2024 - 04/01/2024	EUT Type: Portable Computing Device	Page 216 of 277



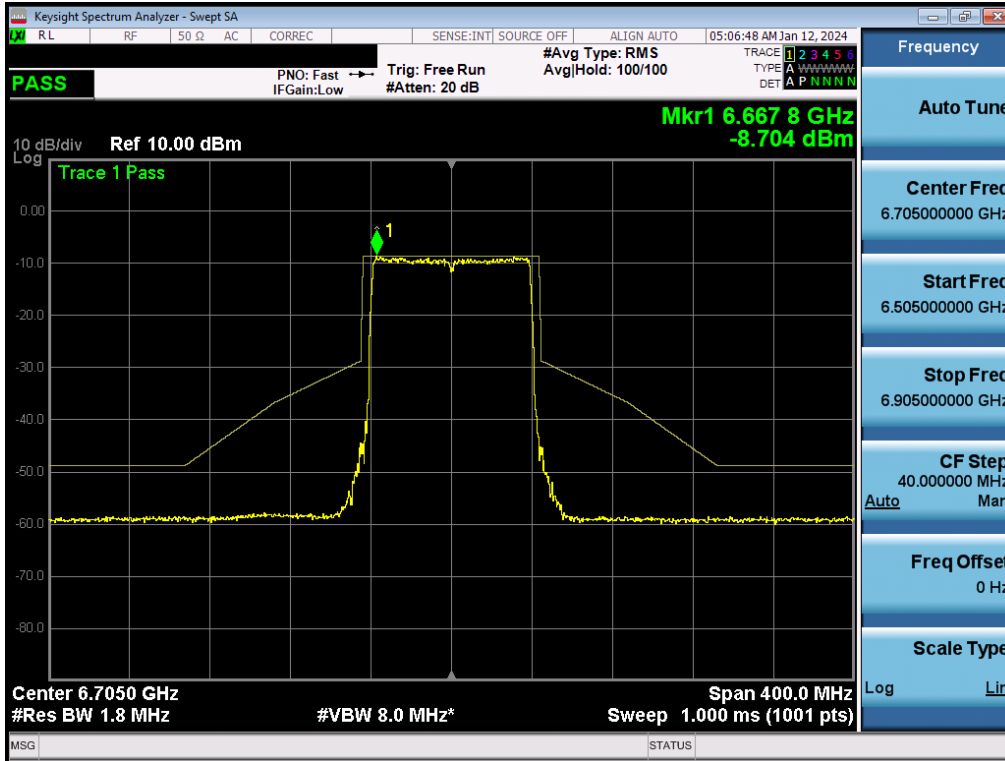


Plot 7-336. In-Band Emission Plot MIMO ANT2 (20MHz BW 802.11be (Full Tone) (UNII Band 7) – Ch. 149) - LPI

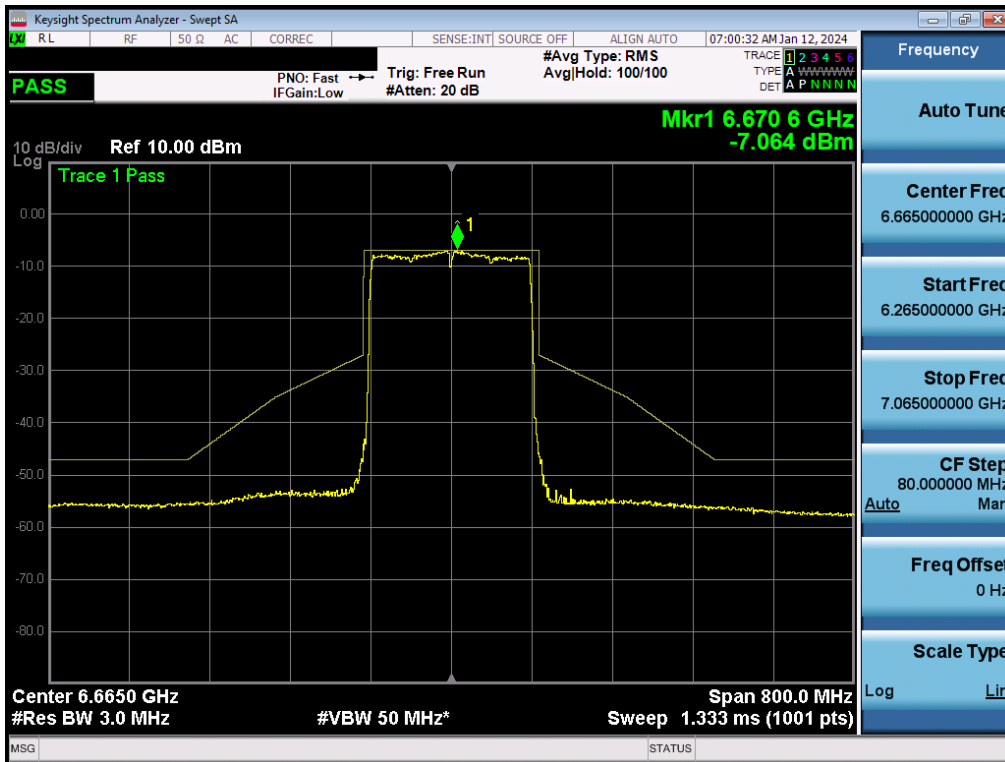


Plot 7-337. In-Band Emission Plot MIMO ANT2 (40MHz BW 802.11be (Full Tone) (UNII Band 7) – Ch. 155) - LPI

FCC ID: C3K2085 IC: 3048A-2085	<b>MEASUREMENT REPORT</b>		Approved by: Technical Manager
Test Report S/N: 1M2311170118-12-R2.C3K	Test Dates: 01/03/2024 - 04/01/2024	EUT Type: Portable Computing Device	Page 217 of 277



Plot 7-338. In-Band Emission Plot MIMO ANT2 (80MHz BW 802.11be (Full Tone) (UNII Band 7) – Ch. 151) - LPI



Plot 7-339. In-Band Emission Plot MIMO ANT2 (160MHz BW 802.11be (Full Tone) (UNII Band 7) – Ch. 143) - LPI

FCC ID: C3K2085 IC: 3048A-2085	<b>MEASUREMENT REPORT</b>		Approved by: Technical Manager
Test Report S/N: 1M2311170118-12-R2.C3K	Test Dates: 01/03/2024 - 04/01/2024	EUT Type: Portable Computing Device	Page 218 of 277