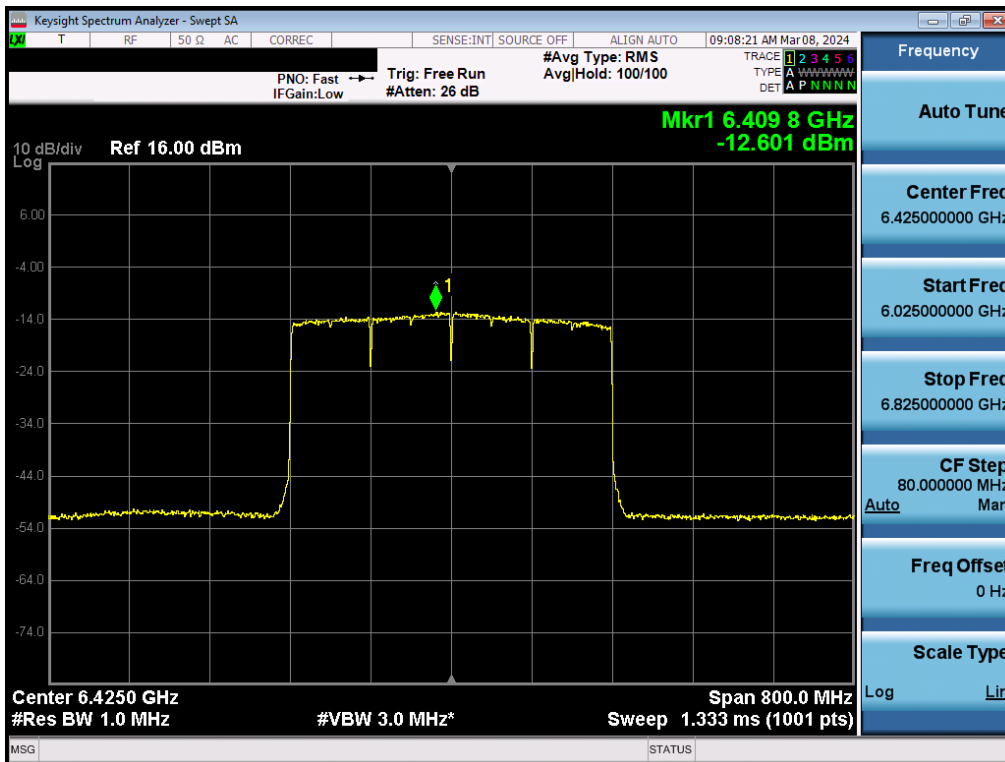
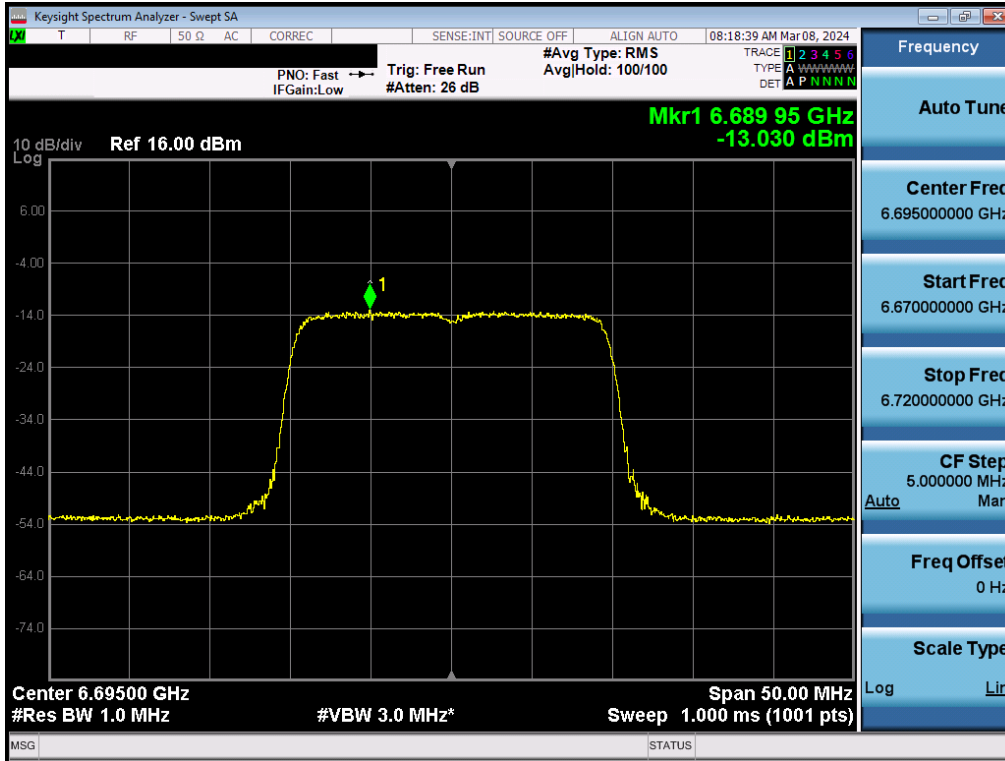


Plot 7-109. Power Spectral Density Plot MIMO ANT1 (160MHz BW 802.11be (Full Tone) (UNII Band 6) – Ch. 111)

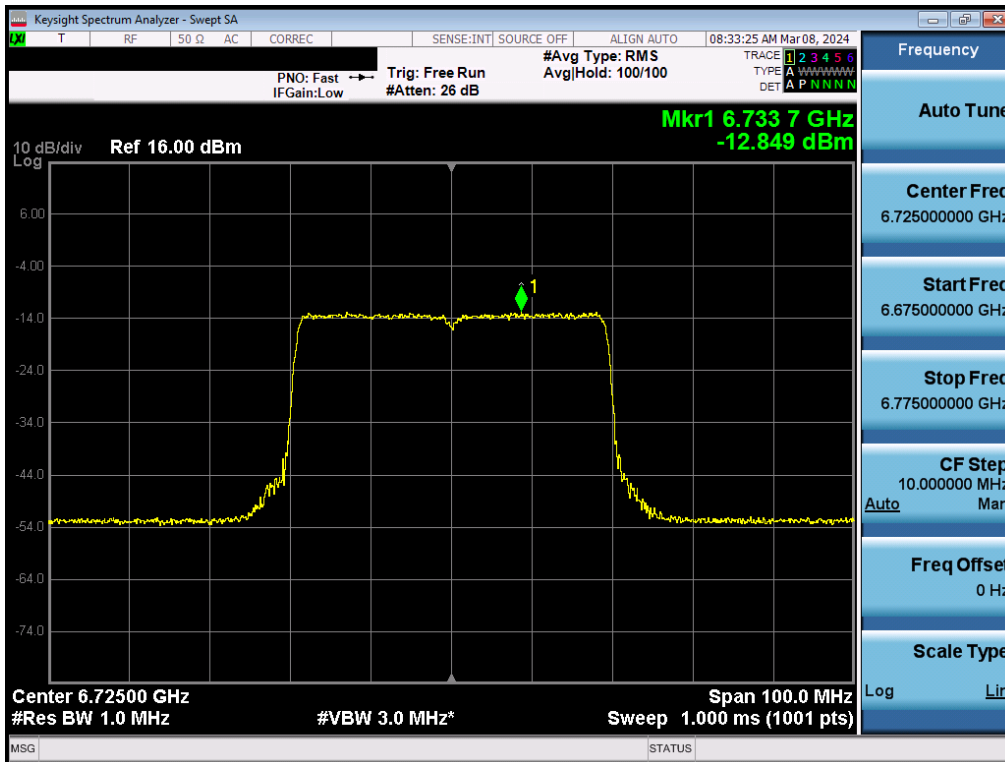


Plot 7-110. Power Spectral Density Plot MIMO ANT1 (320MHz BW 802.11be (Full Tone) (UNII Band 6) – Ch. 95)

FCC ID: C3K2077	MEASUREMENT REPORT		Approved by: Technical Manager
Test Report S/N: 1M2312040120-22-R3.C3K	Test Dates: 12/14/2023 - 05/20/2024	EUT Type: Portable Computing Device	Page 95 of 274

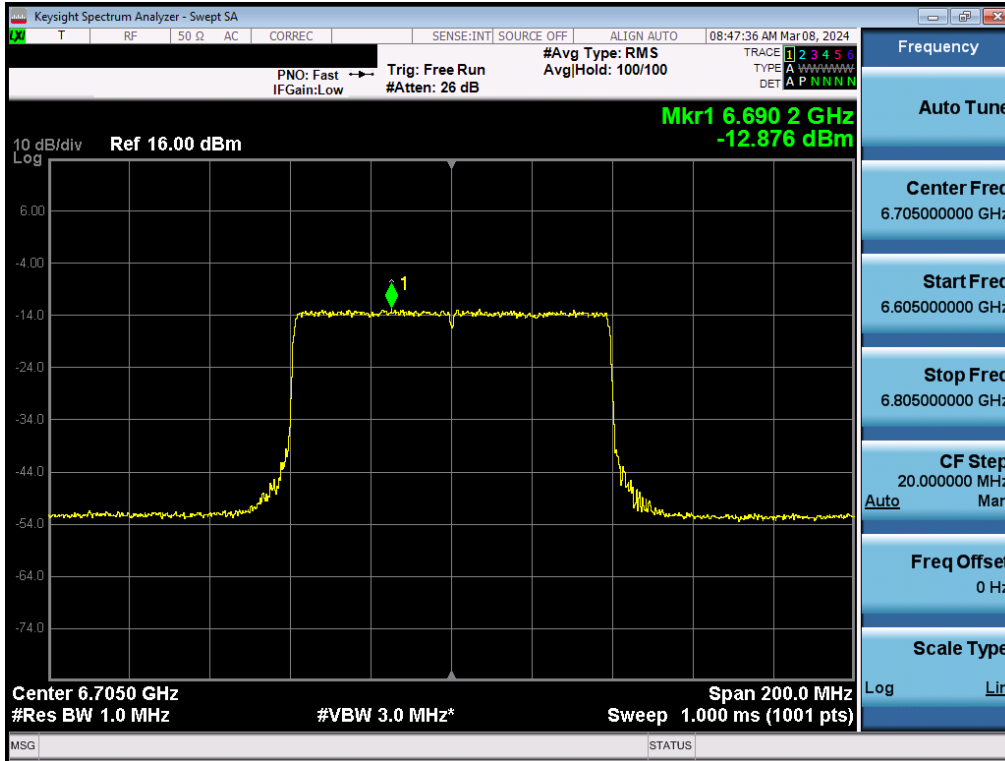


Plot 7-111. Power Spectral Density Plot MIMO ANT1 (20MHz BW 802.11be (Full Tone) (UNII Band 7) – Ch. 149)

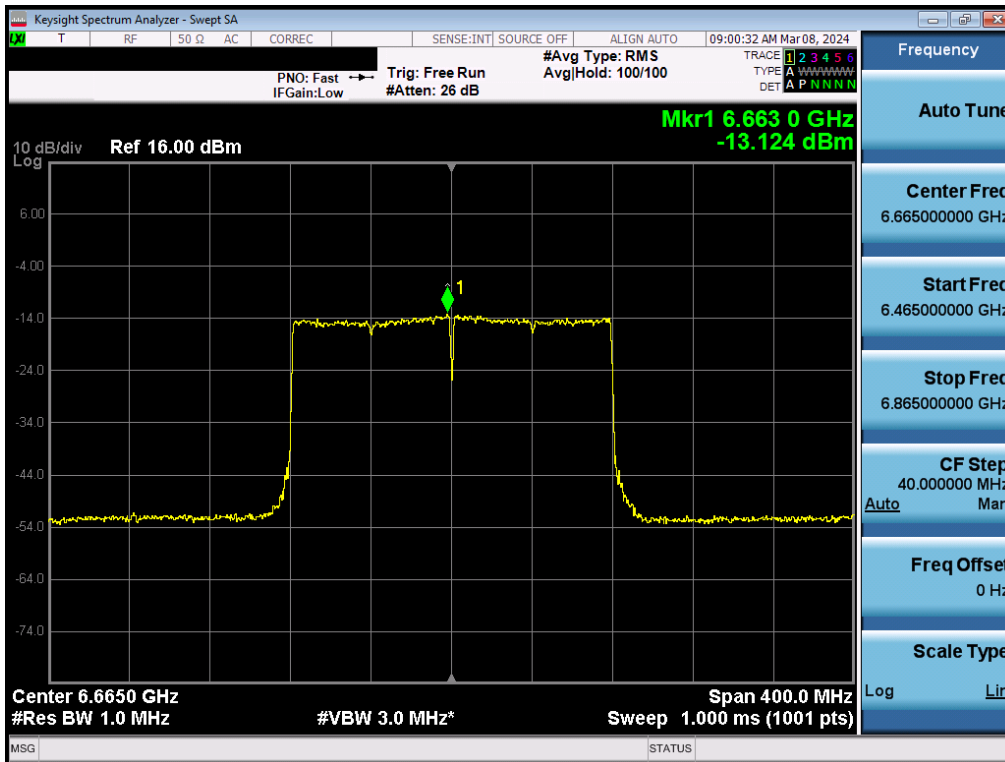


Plot 7-112. Power Spectral Density Plot MIMO ANT1 (40MHz BW 802.11be (Full Tone) (UNII Band 7) – Ch. 155)

FCC ID: C3K2077	MEASUREMENT REPORT		Approved by: Technical Manager
Test Report S/N: 1M2312040120-22-R3.C3K	Test Dates: 12/14/2023 - 05/20/2024	EUT Type: Portable Computing Device	Page 96 of 274

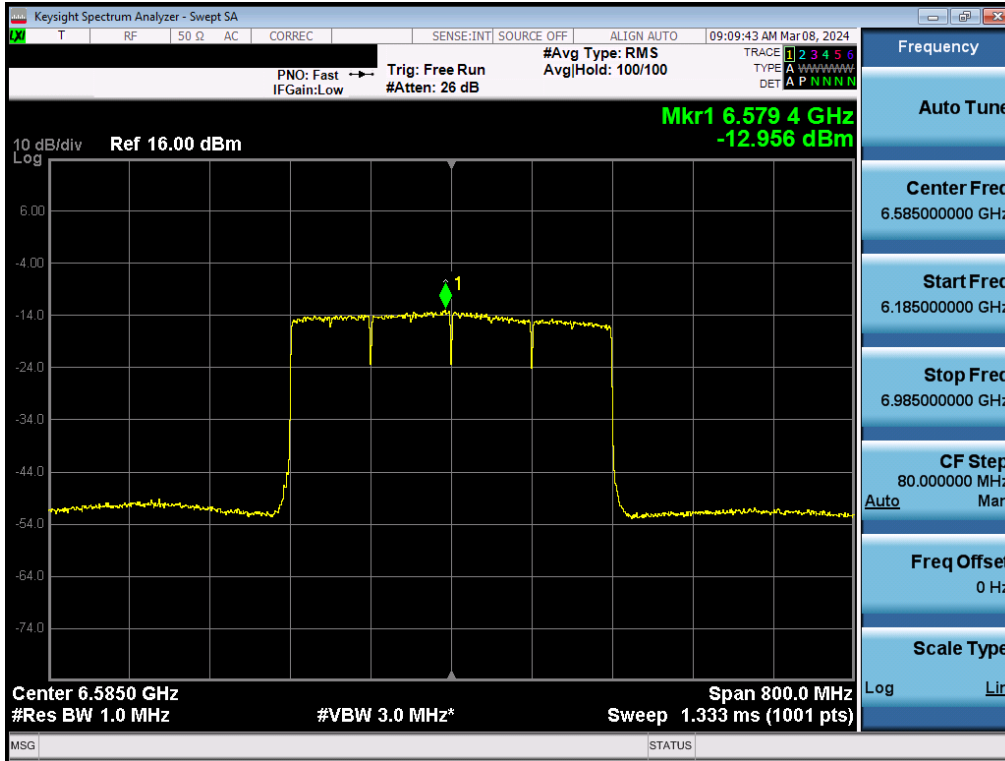


Plot 7-113. Power Spectral Density Plot MIMO ANT1 (80MHz BW 802.11be (Full Tone) (UNII Band 7) – Ch. 151)

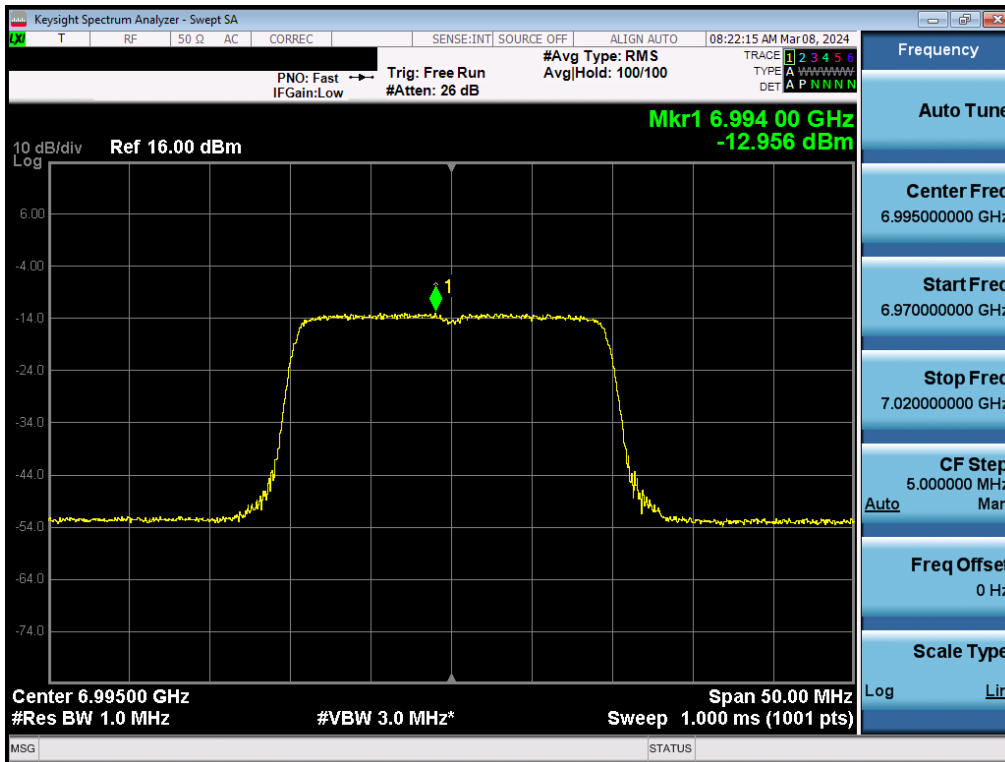


Plot 7-114. Power Spectral Density Plot MIMO ANT1 (160MHz BW 802.11be (Full Tone) (UNII Band 7) – Ch. 143)

FCC ID: C3K2077	MEASUREMENT REPORT		Approved by: Technical Manager
Test Report S/N: 1M2312040120-22-R3.C3K	Test Dates: 12/14/2023 - 05/20/2024	EUT Type: Portable Computing Device	Page 97 of 274

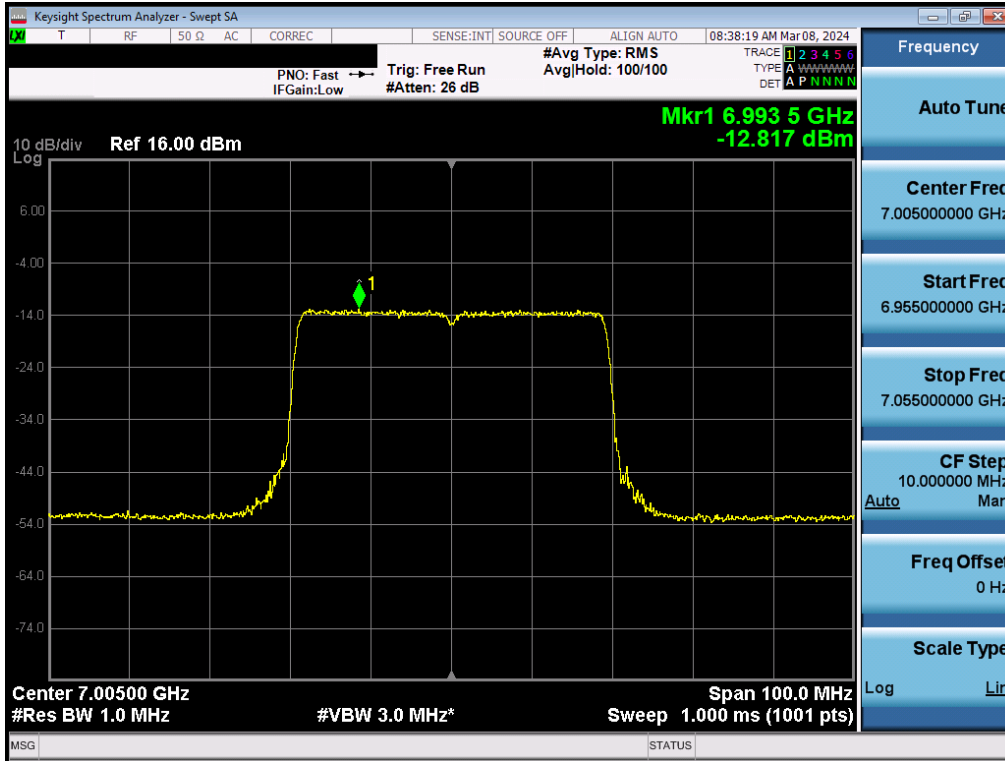


Plot 7-115. Power Spectral Density Plot MIMO ANT1 (320MHz BW 802.11be (Full Tone) (UNII Band 7) – Ch. 127)

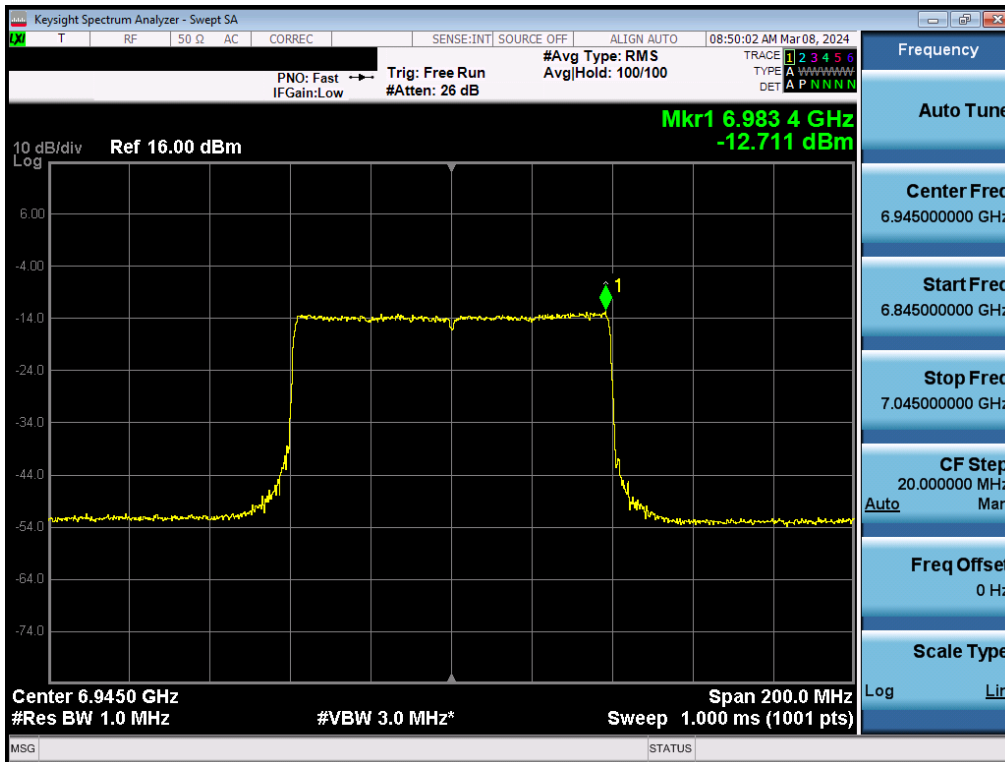


Plot 7-116. Power Spectral Density Plot MIMO ANT1 (20MHz BW 802.11be (Full Tone) (UNII Band 8) – Ch. 209)

FCC ID: C3K2077	MEASUREMENT REPORT		Approved by: Technical Manager
Test Report S/N: 1M2312040120-22-R3.C3K	Test Dates: 12/14/2023 - 05/20/2024	EUT Type: Portable Computing Device	Page 98 of 274

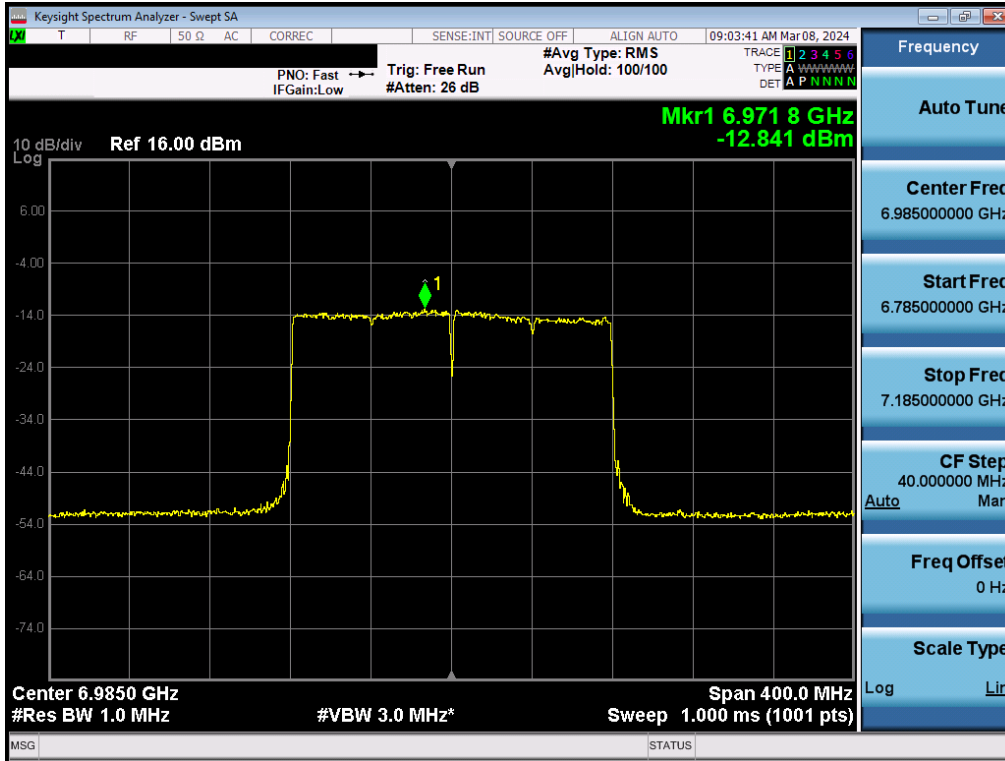


Plot 7-117. Power Spectral Density Plot MIMO ANT1 (40MHz BW 802.11be (Full Tone) (UNII Band 8) – Ch. 211)

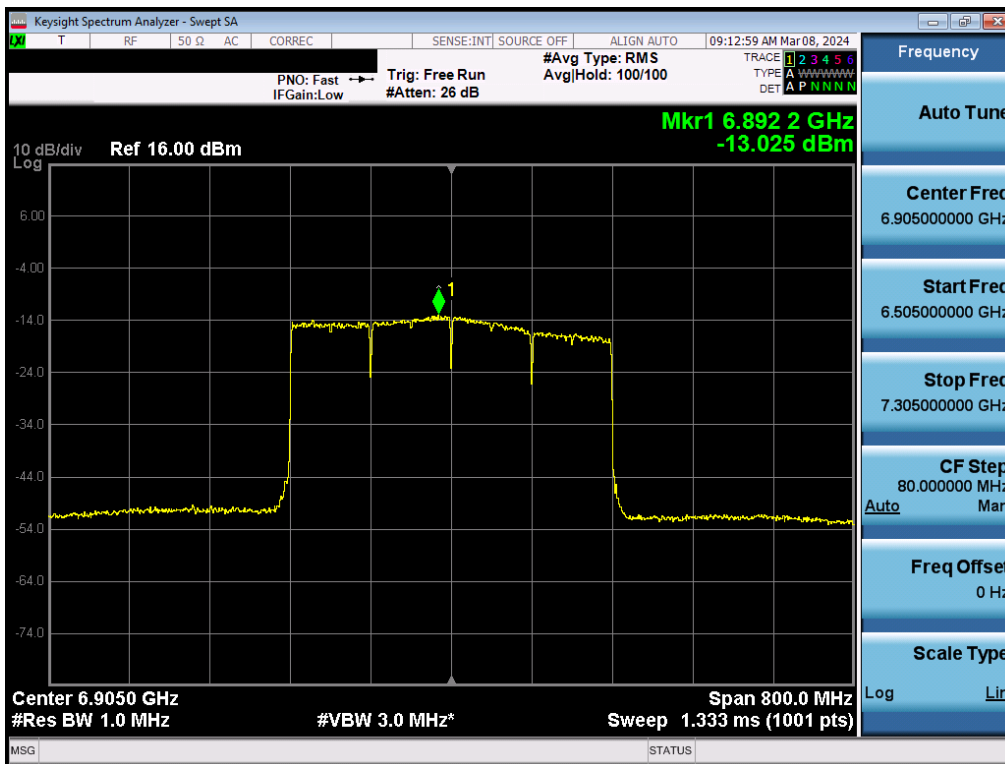


Plot 7-118. Power Spectral Density Plot MIMO ANT1 (80MHz BW 802.11be (Full Tone) (UNII Band 8) – Ch. 199)

FCC ID: C3K2077	MEASUREMENT REPORT		Approved by: Technical Manager
Test Report S/N: 1M2312040120-22-R3.C3K	Test Dates: 12/14/2023 - 05/20/2024	EUT Type: Portable Computing Device	Page 99 of 274

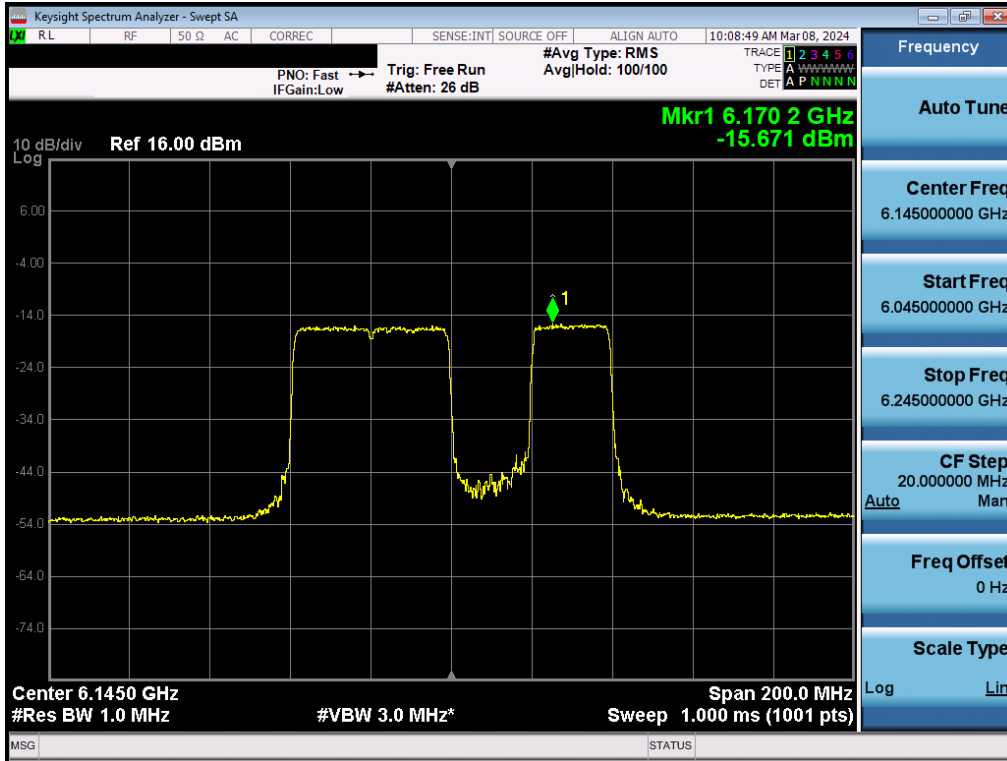


Plot 7-119. Power Spectral Density Plot MIMO ANT1 (160MHz BW 802.11be (Full Tone) (UNII Band 8) – Ch. 207)

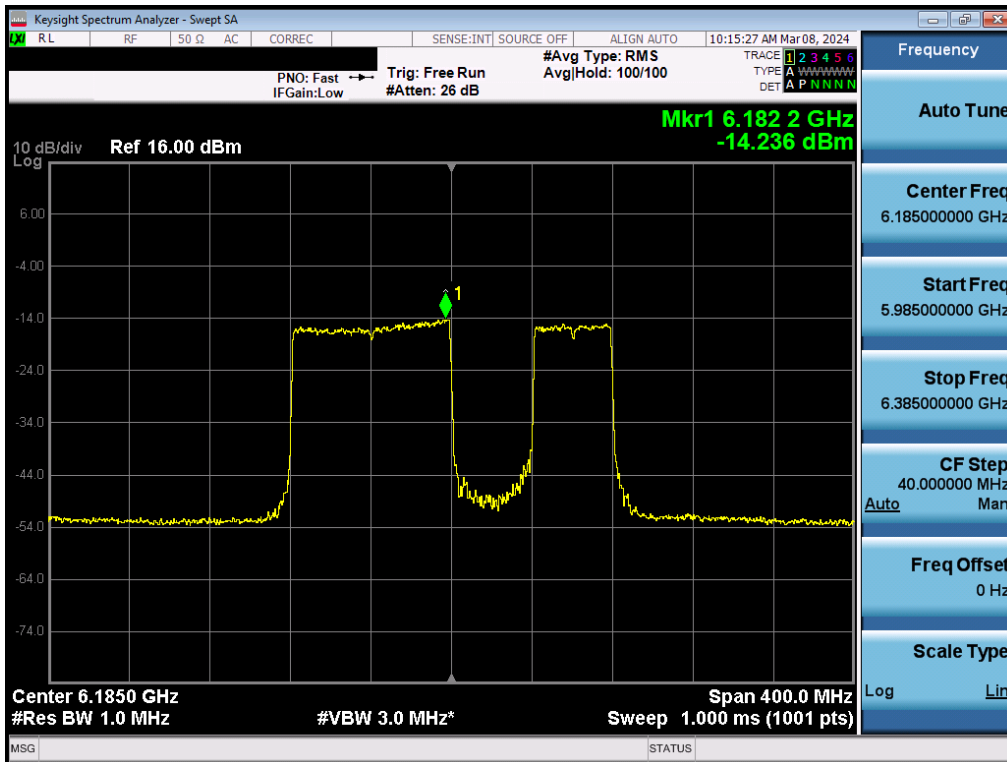


Plot 7-120. Power Spectral Density Plot MIMO ANT1 (320MHz BW 802.11be (Full Tone) (UNII Band 8) – Ch. 191)

FCC ID: C3K2077	MEASUREMENT REPORT		Approved by: Technical Manager
Test Report S/N: 1M2312040120-22-R3.C3K	Test Dates: 12/14/2023 - 05/20/2024	EUT Type: Portable Computing Device	Page 100 of 274

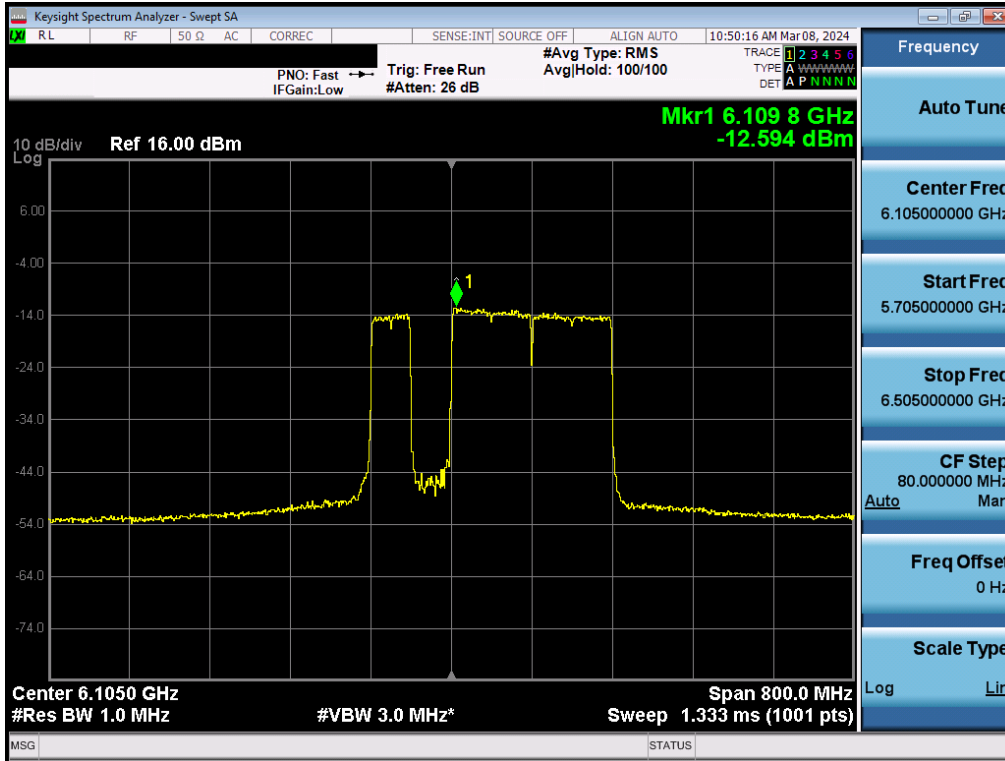


Plot 7-121. Power Spectral Density Plot MIMO ANT1 (80MHz BW 802.11be (484+242 Tone) (UNII Band 5) – Ch. 39)

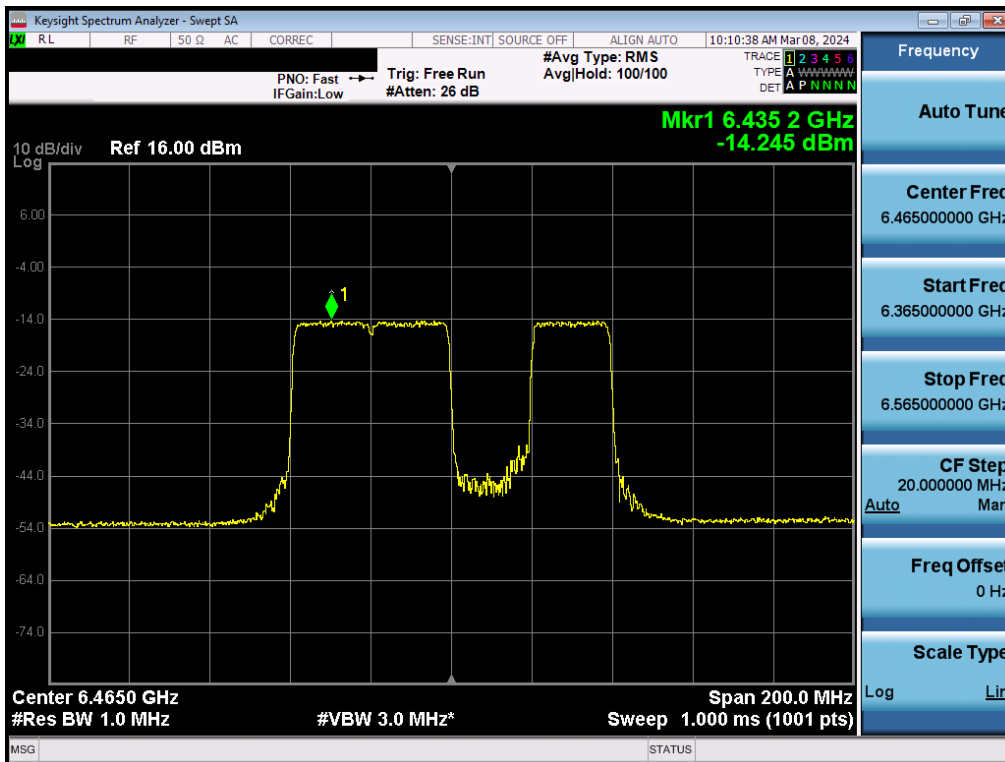


Plot 7-122. Power Spectral Density Plot MIMO ANT1 (160MHz BW 802.11be (996+484 Tone) (UNII Band 5) – Ch. 47)

FCC ID: C3K2077	MEASUREMENT REPORT		Approved by: Technical Manager
Test Report S/N: 1M2312040120-22-R3.C3K	Test Dates: 12/14/2023 - 05/20/2024	EUT Type: Portable Computing Device	Page 101 of 274



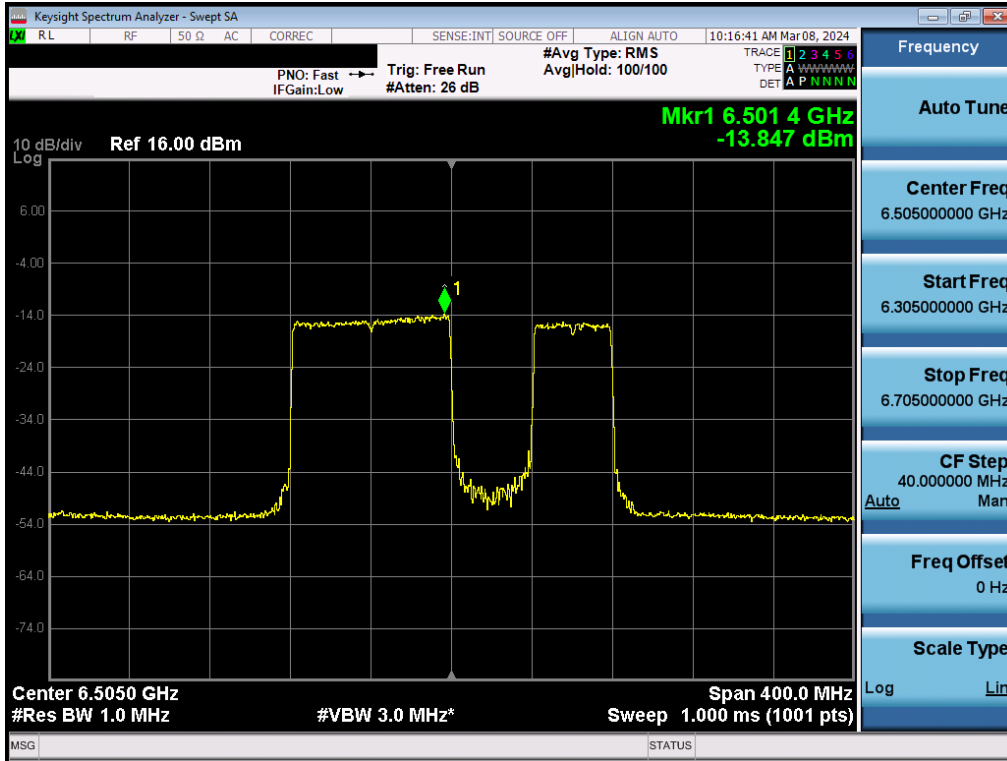
Plot 7-123. Power Spectral Density Plot MIMO ANT1 (320MHz BW 802.11be (2\*996+484 Tone) (UNII Band 5) – Ch. 31)



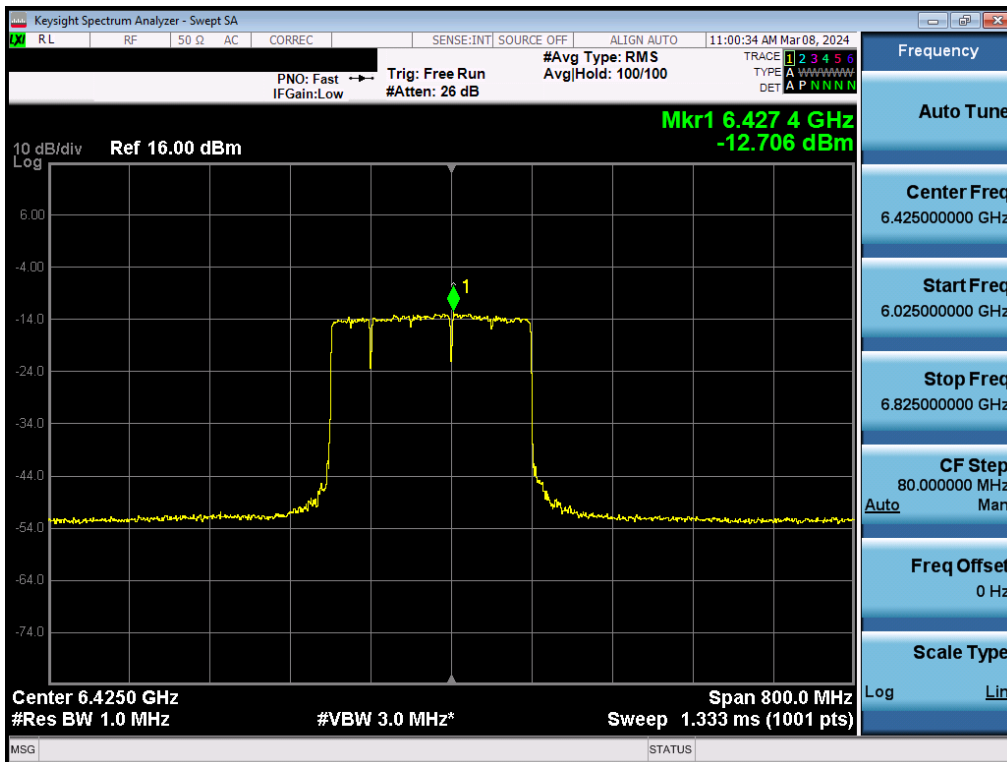
Plot 7-124. Power Spectral Density Plot MIMO ANT1 (80MHz BW 802.11be (484+242 Tone) (UNII Band 6) – Ch. 103)

FCC ID: C3K2077	MEASUREMENT REPORT		Approved by: Technical Manager
Test Report S/N: 1M2312040120-22-R3.C3K	Test Dates: 12/14/2023 - 05/20/2024	EUT Type: Portable Computing Device	Page 102 of 274



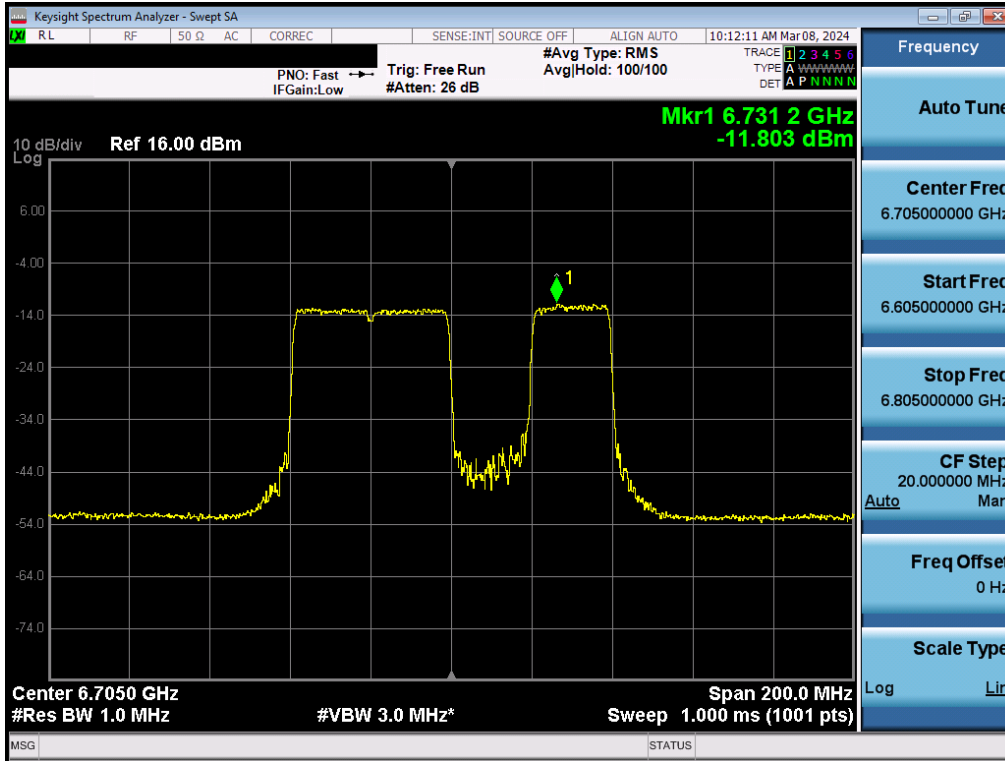


Plot 7-125. Power Spectral Density Plot MIMO ANT1 (160MHz BW 802.11be (996+484 Tone) (UNII Band 6) – Ch. 111)

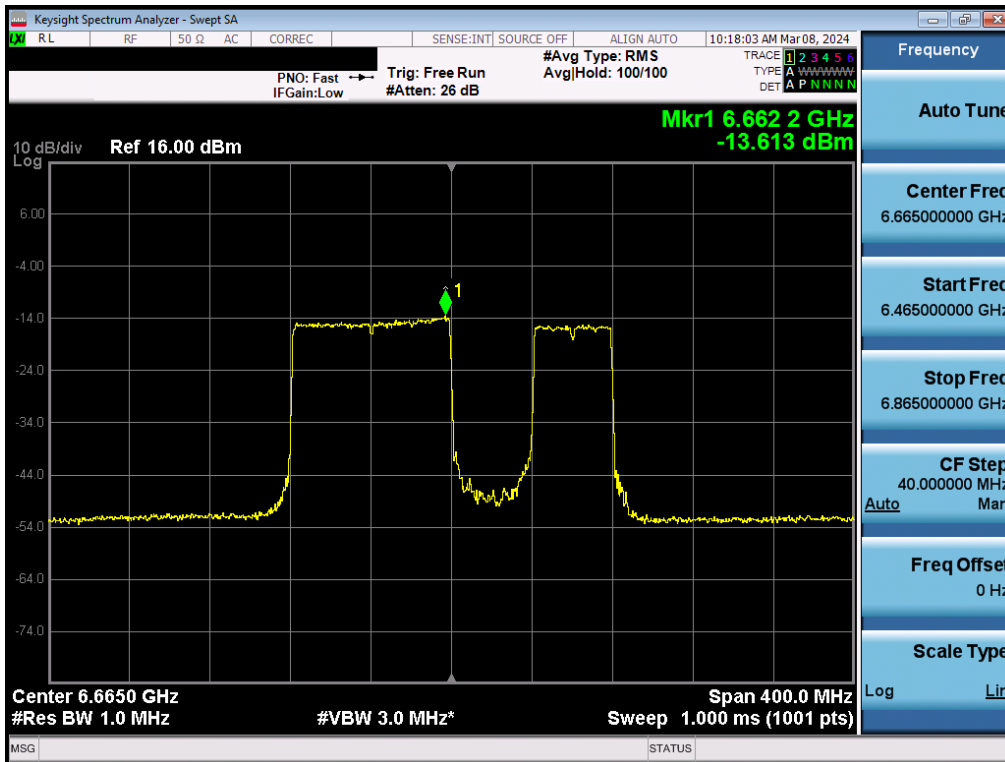


Plot 7-126. Power Spectral Density Plot MIMO ANT1 (320MHz BW 802.11be (2\*996+484 Tone) (UNII Band 6) – Ch. 95)

FCC ID: C3K2077	MEASUREMENT REPORT		Approved by: Technical Manager
Test Report S/N: 1M2312040120-22-R3.C3K	Test Dates: 12/14/2023 - 05/20/2024	EUT Type: Portable Computing Device	Page 103 of 274

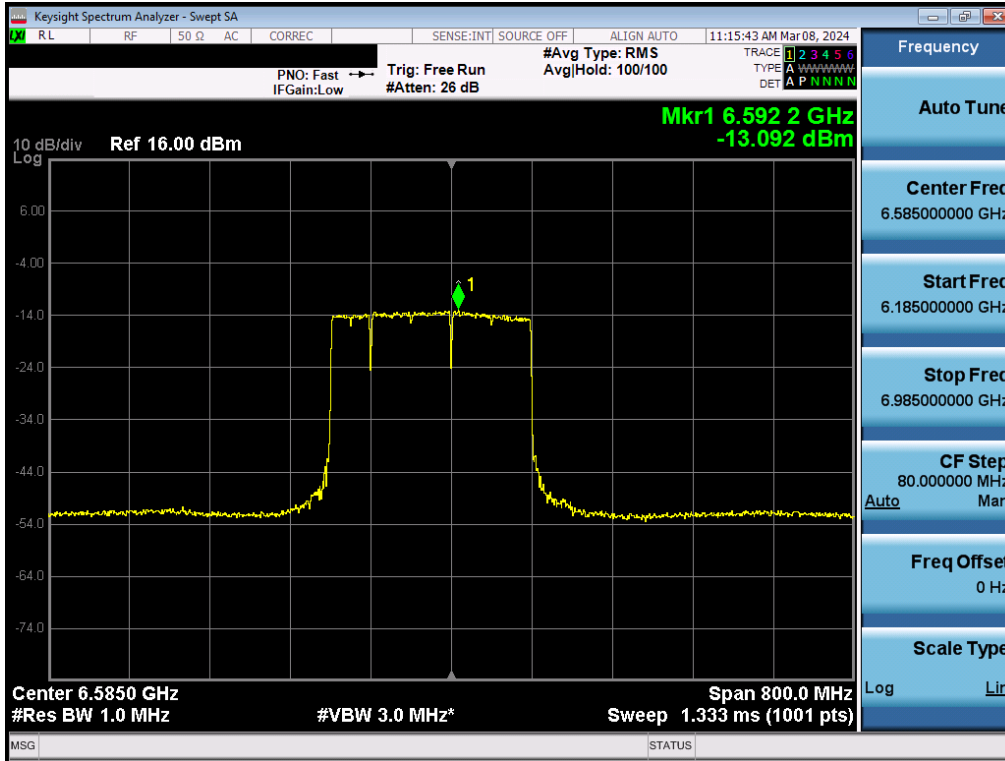


Plot 7-127. Power Spectral Density Plot MIMO ANT1 (80MHz BW 802.11be (484+242 Tone) (UNII Band 7) – Ch. 151)

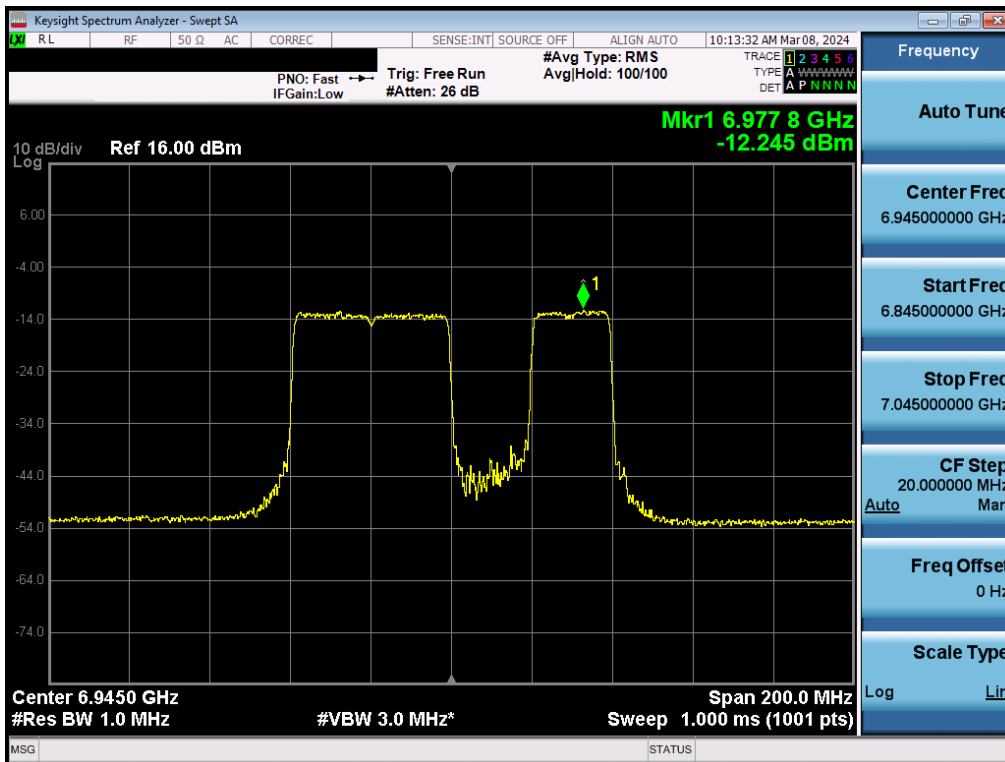


Plot 7-128. Power Spectral Density Plot MIMO ANT1 (160MHz BW 802.11be (996+484 Tone) (UNII Band 7) – Ch. 143)

FCC ID: C3K2077	MEASUREMENT REPORT		Approved by: Technical Manager
Test Report S/N: 1M2312040120-22-R3.C3K	Test Dates: 12/14/2023 - 05/20/2024	EUT Type: Portable Computing Device	Page 104 of 274

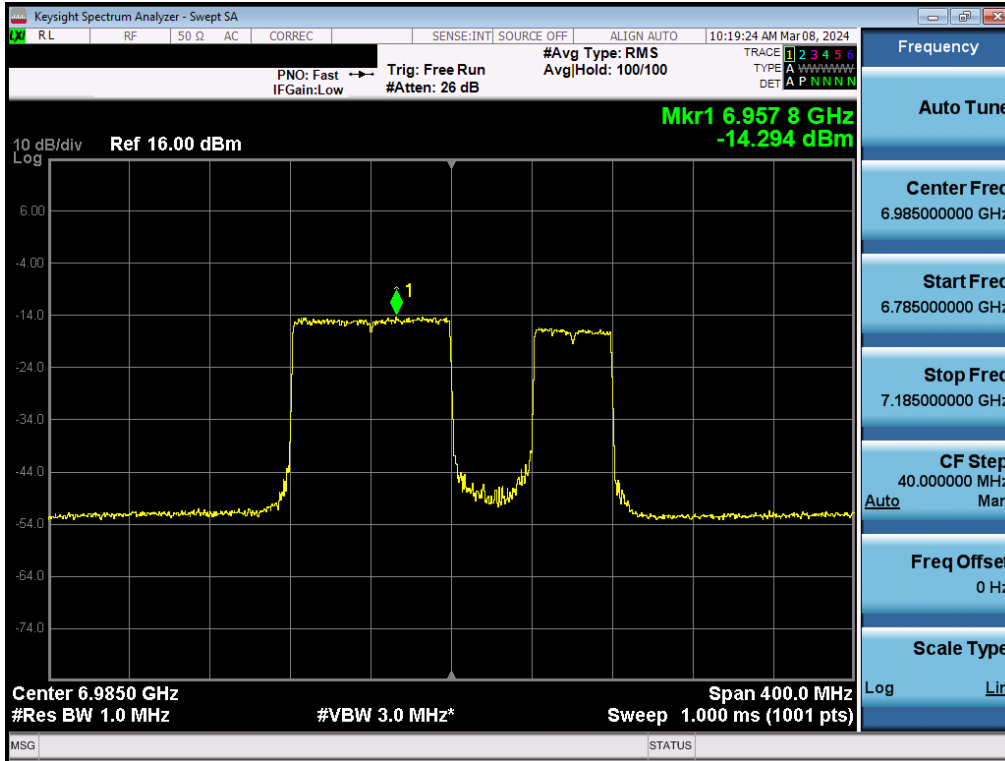


Plot 7-129. Power Spectral Density Plot MIMO ANT1 (320MHz BW 802.11be (2\*996+484 Tone) (UNII Band 7) – Ch. 127)

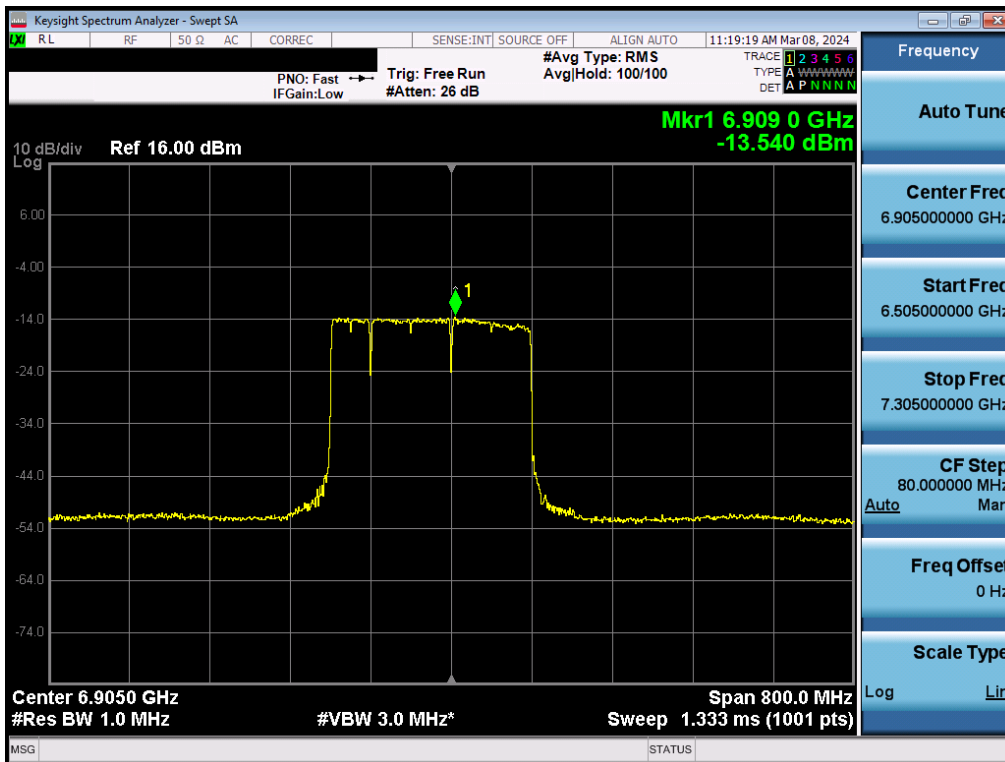


Plot 7-130. Power Spectral Density Plot MIMO ANT1 (80MHz BW 802.11be (484+242 Tone) (UNII Band 8) – Ch. 199)

FCC ID: C3K2077	MEASUREMENT REPORT		Approved by: Technical Manager
Test Report S/N: 1M2312040120-22-R3.C3K	Test Dates: 12/14/2023 - 05/20/2024	EUT Type: Portable Computing Device	Page 105 of 274

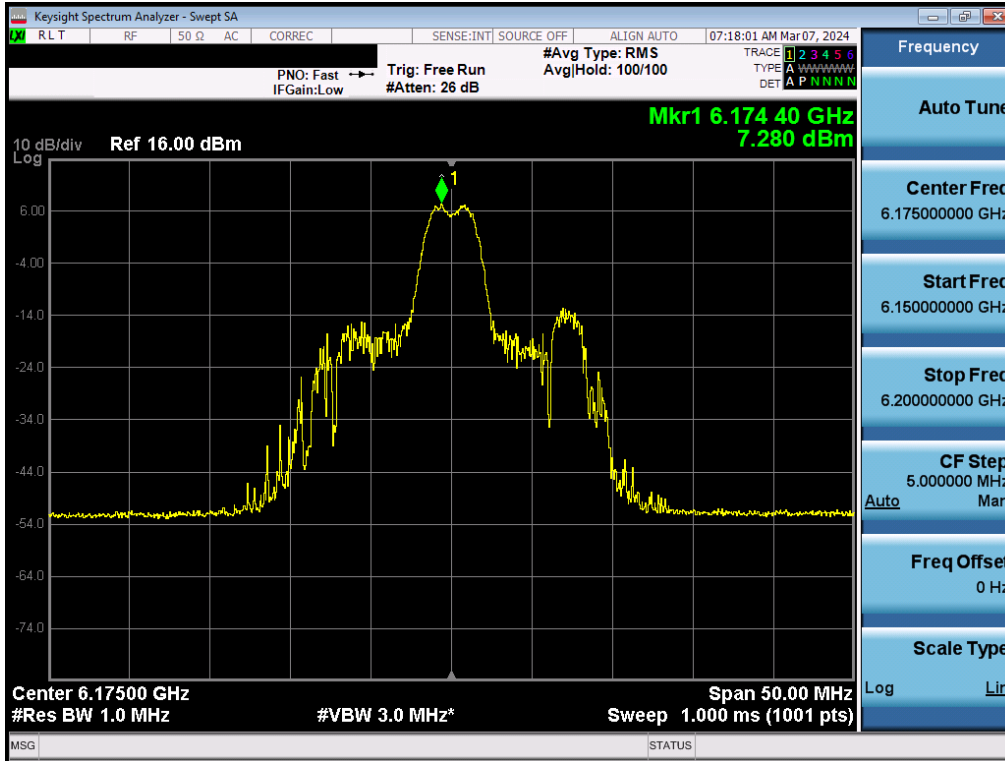


Plot 7-131. Power Spectral Density Plot MIMO ANT1 (160MHz BW 802.11be (996+484 Tone) (UNII Band 8) – Ch. 207)

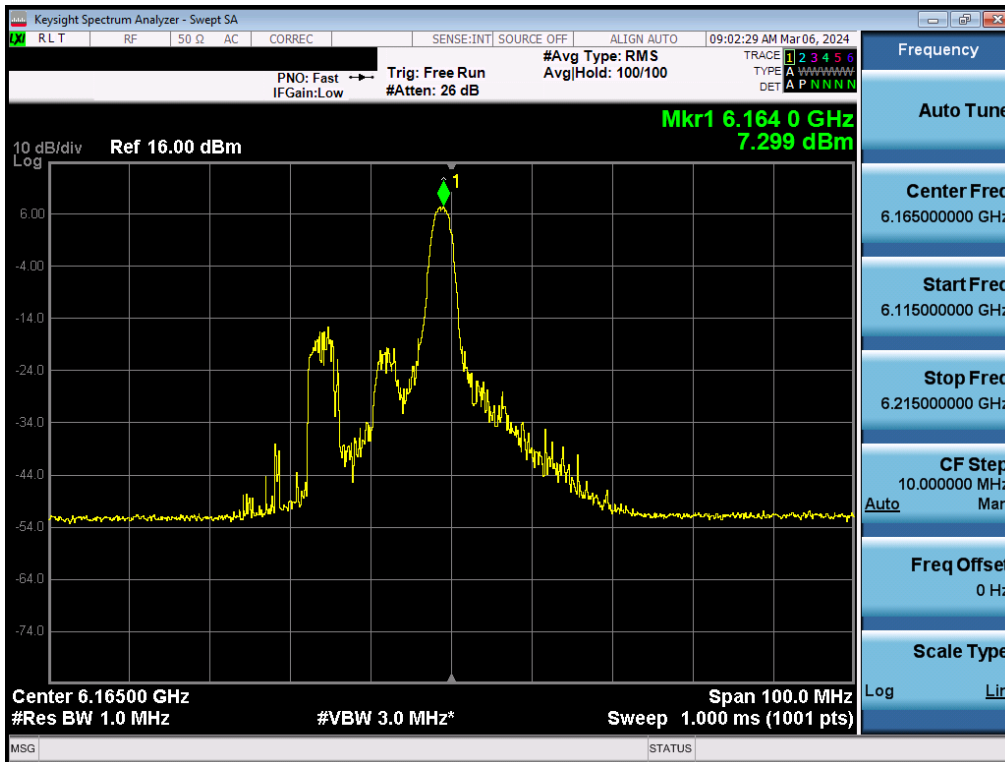


Plot 7-132. Power Spectral Density Plot MIMO ANT1 (320MHz BW 802.11be (2\*996+484 Tone) (UNII Band 8) – Ch. 191)

FCC ID: C3K2077	MEASUREMENT REPORT		Approved by: Technical Manager
Test Report S/N: 1M2312040120-22-R3.C3K	Test Dates: 12/14/2023 - 05/20/2024	EUT Type: Portable Computing Device	Page 106 of 274

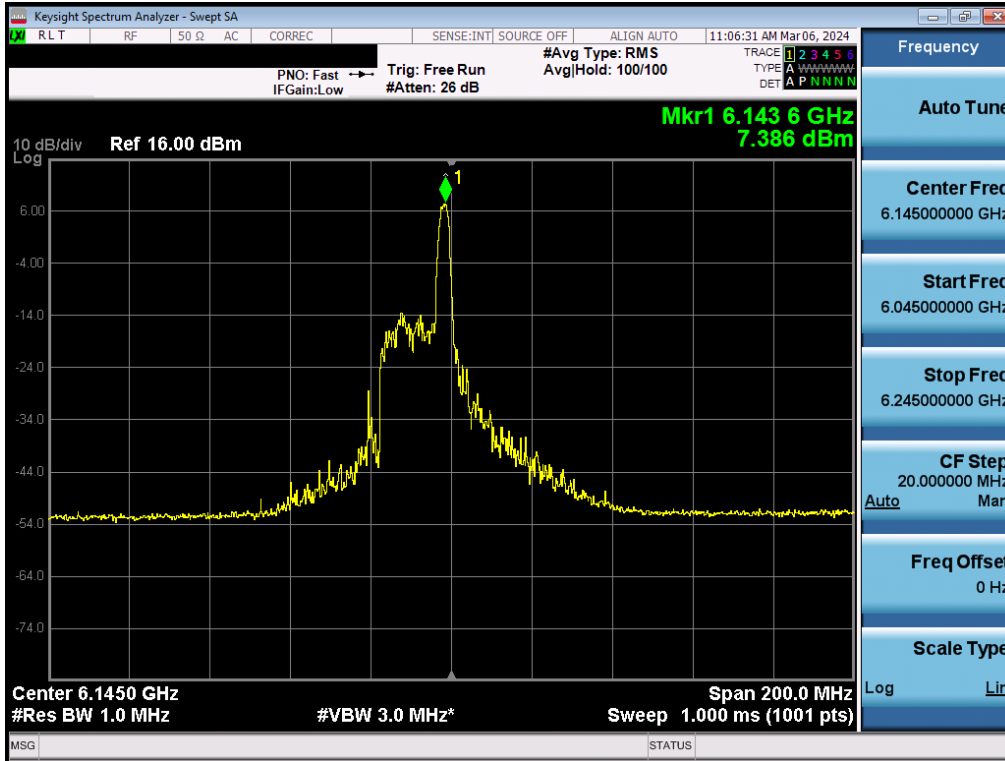


Plot 7-133. Power Spectral Density Plot MIMO ANT1 (20MHz BW 802.11be (26 Tones) (UNII Band 5) – Ch. 45) - SP

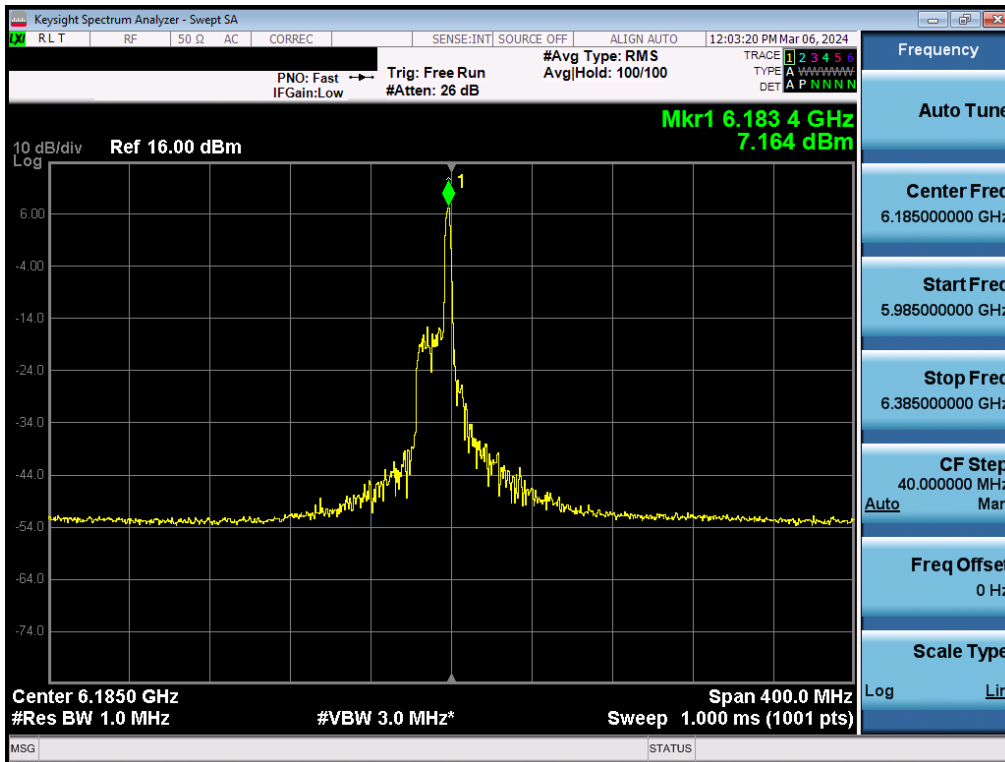


Plot 7-134. Power Spectral Density Plot MIMO ANT1 (40MHz BW 802.11be (26 Tones) (UNII Band 5) – Ch. 43) - SP

FCC ID: C3K2077	MEASUREMENT REPORT		Approved by: Technical Manager
Test Report S/N: 1M2312040120-22-R3.C3K	Test Dates: 12/14/2023 - 05/20/2024	EUT Type: Portable Computing Device	Page 107 of 274

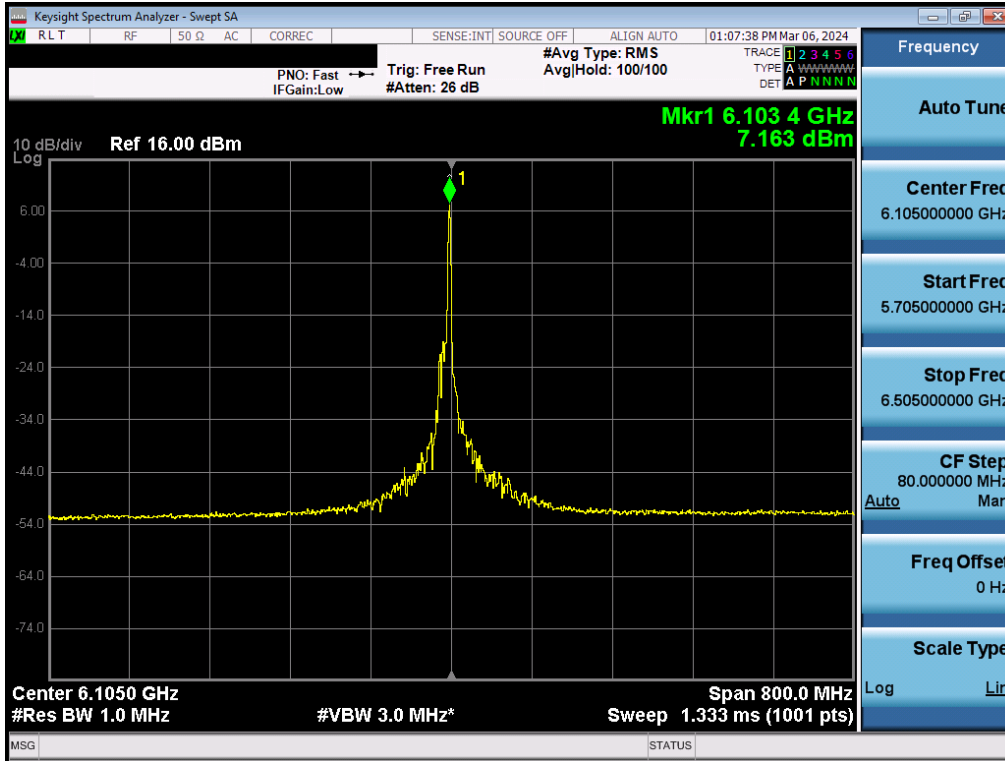


Plot 7-135. Power Spectral Density Plot MIMO ANT1 (80MHz BW 802.11be (26 Tones) (UNII Band 5) – Ch. 39) - SP

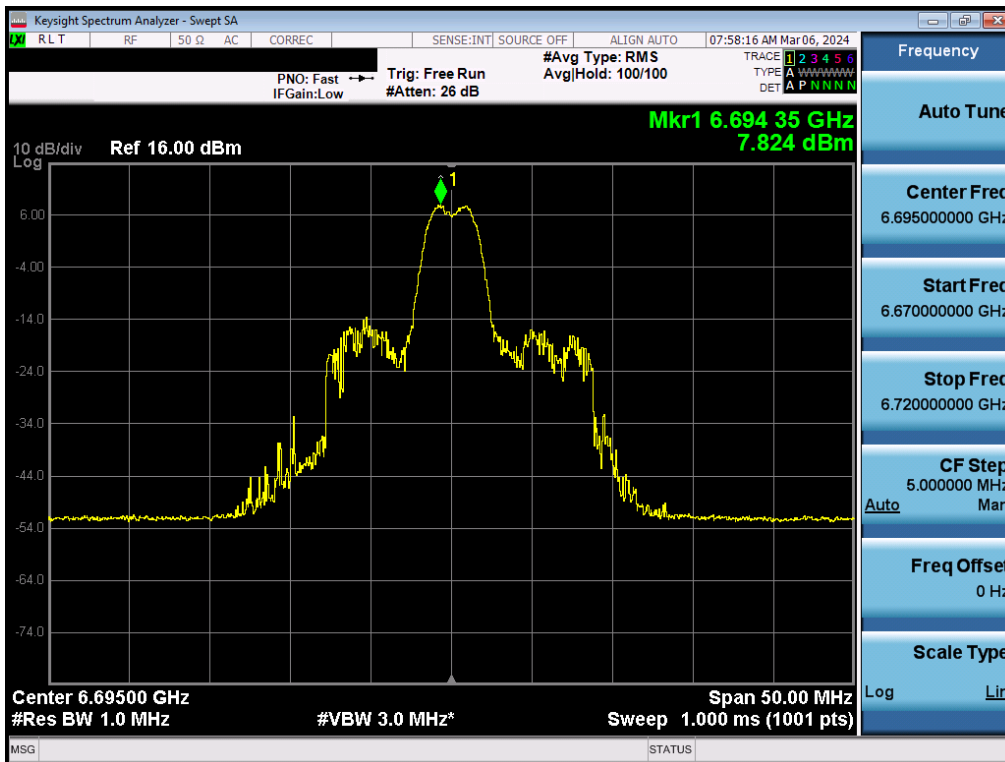


Plot 7-136. Power Spectral Density Plot MIMO ANT1 (160MHz BW 802.11be (26 Tones) (UNII Band 5) – Ch. 47) - SP

FCC ID: C3K2077	MEASUREMENT REPORT		Approved by: Technical Manager
Test Report S/N: 1M2312040120-22-R3.C3K	Test Dates: 12/14/2023 - 05/20/2024	EUT Type: Portable Computing Device	Page 108 of 274

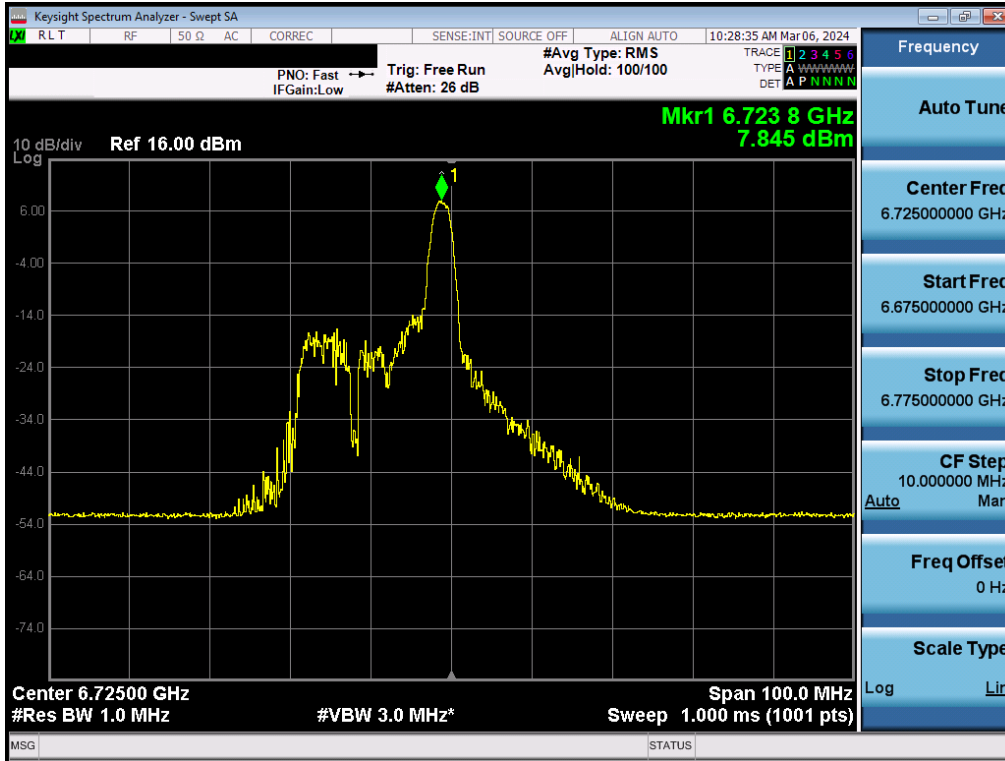


Plot 7-137. Power Spectral Density Plot MIMO ANT1 (320MHz BW 802.11be (26 Tones) (UNII Band 5) – Ch. 31) – SP

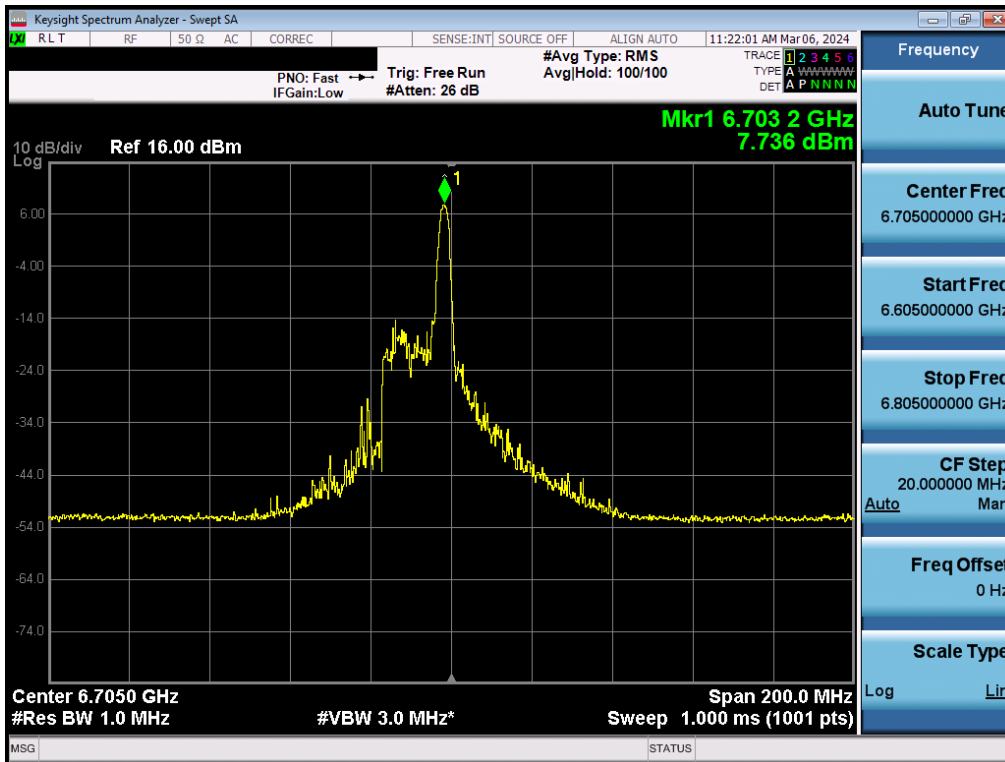


Plot 7-138. Power Spectral Density Plot MIMO ANT1 (20MHz BW 802.11be (26 Tone) (UNII Band 7) – Ch. 149) – SP

FCC ID: C3K2077	MEASUREMENT REPORT		Approved by: Technical Manager
Test Report S/N: 1M2312040120-22-R3.C3K	Test Dates: 12/14/2023 - 05/20/2024	EUT Type: Portable Computing Device	Page 109 of 274



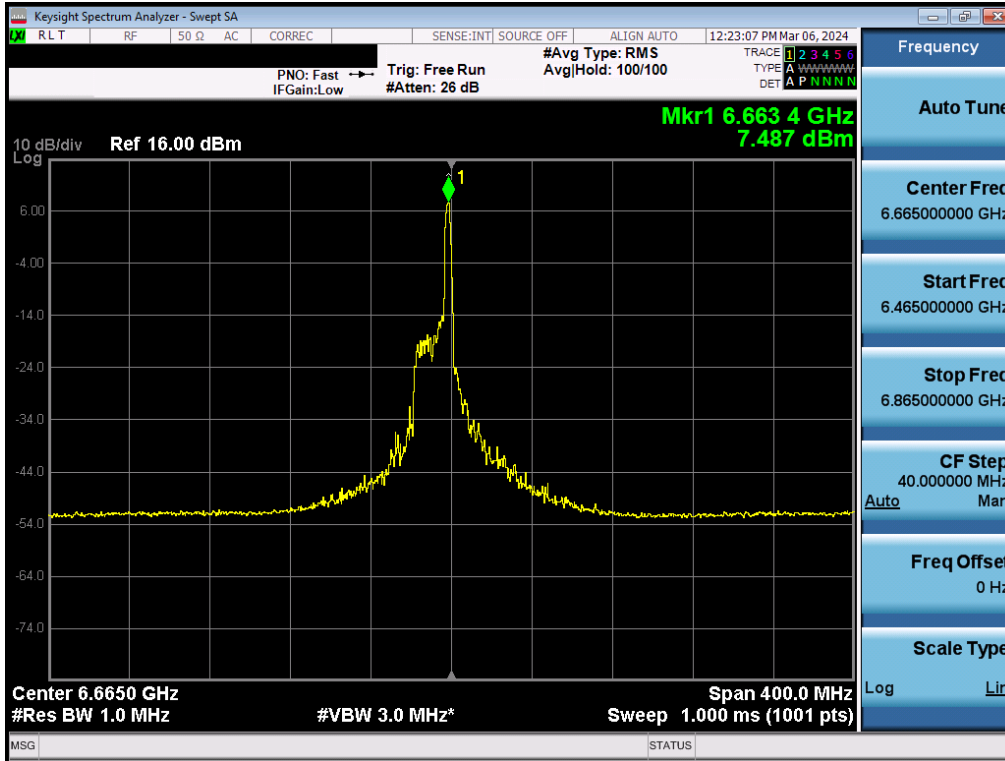
Plot 7-139. Power Spectral Density Plot MIMO ANT1 (40MHz BW 802.11be (26 Tone) (UNII Band 7) – Ch. 155) – SP



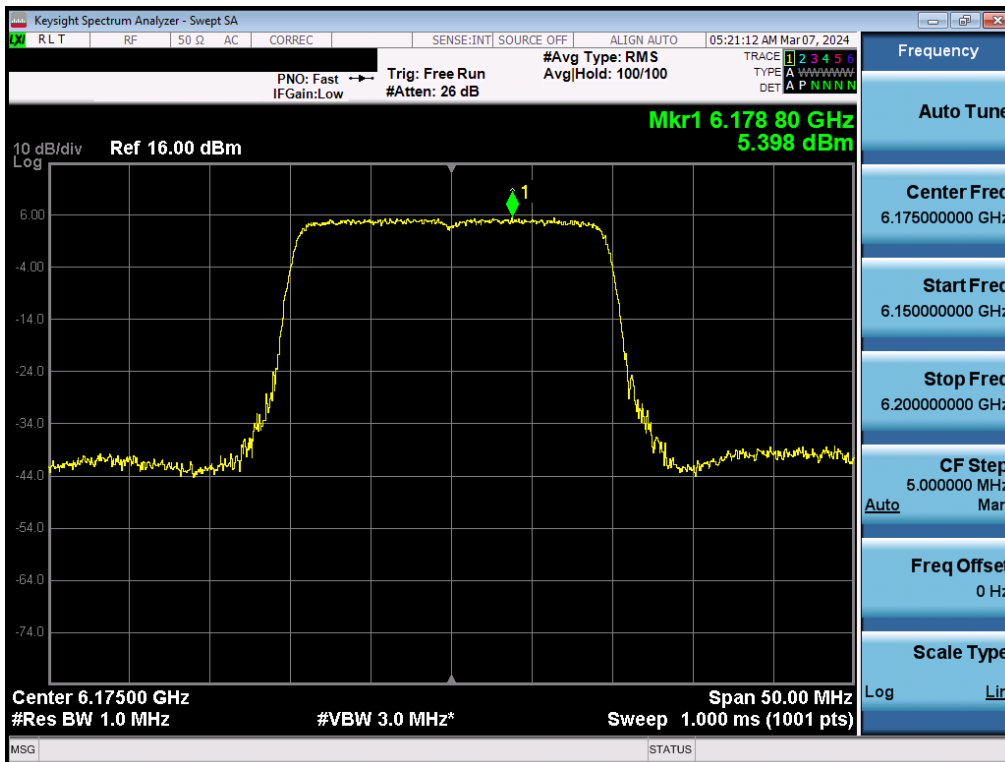
Plot 7-140. Power Spectral Density Plot MIMO ANT1 (80MHz BW 802.11be (26 Tone) (UNII Band 7) – Ch. 151) – SP

FCC ID: C3K2077	MEASUREMENT REPORT		Approved by: Technical Manager
Test Report S/N: 1M2312040120-22-R3.C3K	Test Dates: 12/14/2023 - 05/20/2024	EUT Type: Portable Computing Device	Page 110 of 274



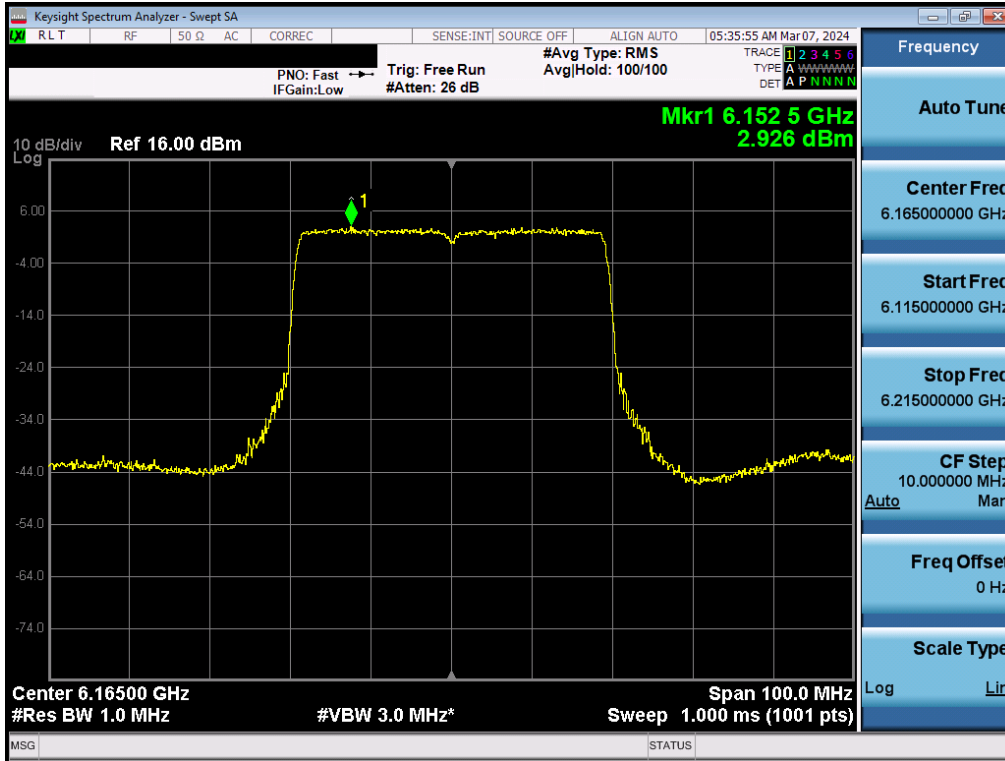


Plot 7-141. Power Spectral Density Plot MIMO ANT1 (160MHz BW 802.11be (26 Tone) (UNII Band 7) – Ch. 143) – SP

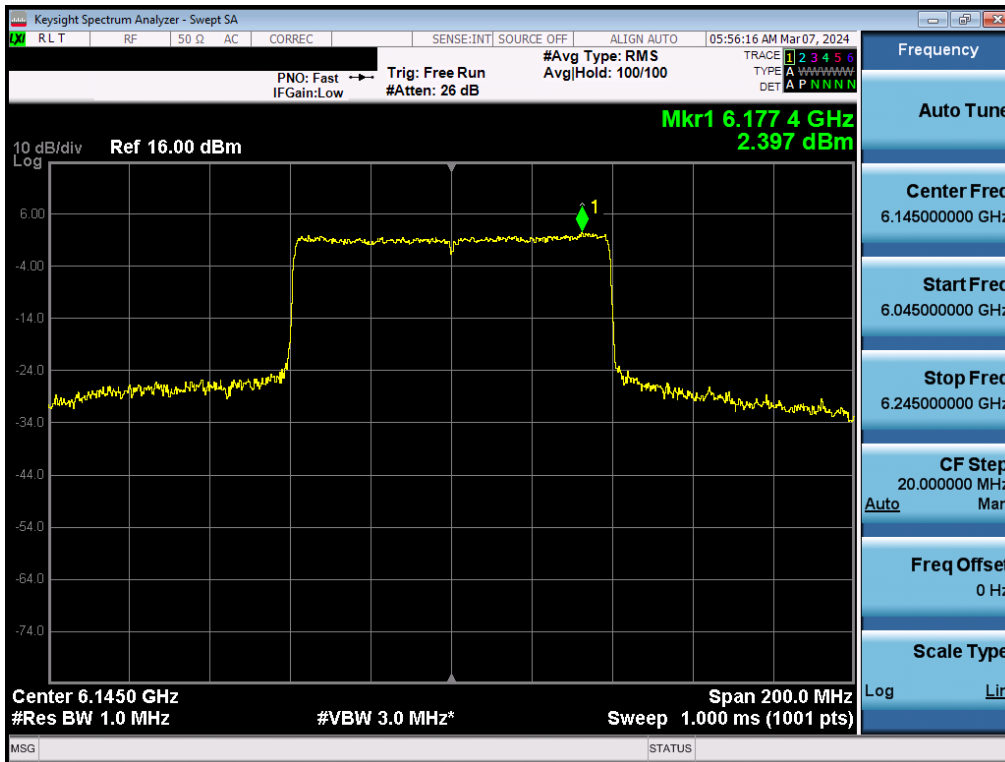


Plot 7-142. Power Spectral Density Plot MIMO ANT1 (20MHz BW 802.11be (Full Tones) (UNII Band 5) – Ch. 45) - SP

FCC ID: C3K2077	MEASUREMENT REPORT		Approved by: Technical Manager
Test Report S/N: 1M2312040120-22-R3.C3K	Test Dates: 12/14/2023 - 05/20/2024	EUT Type: Portable Computing Device	Page 111 of 274

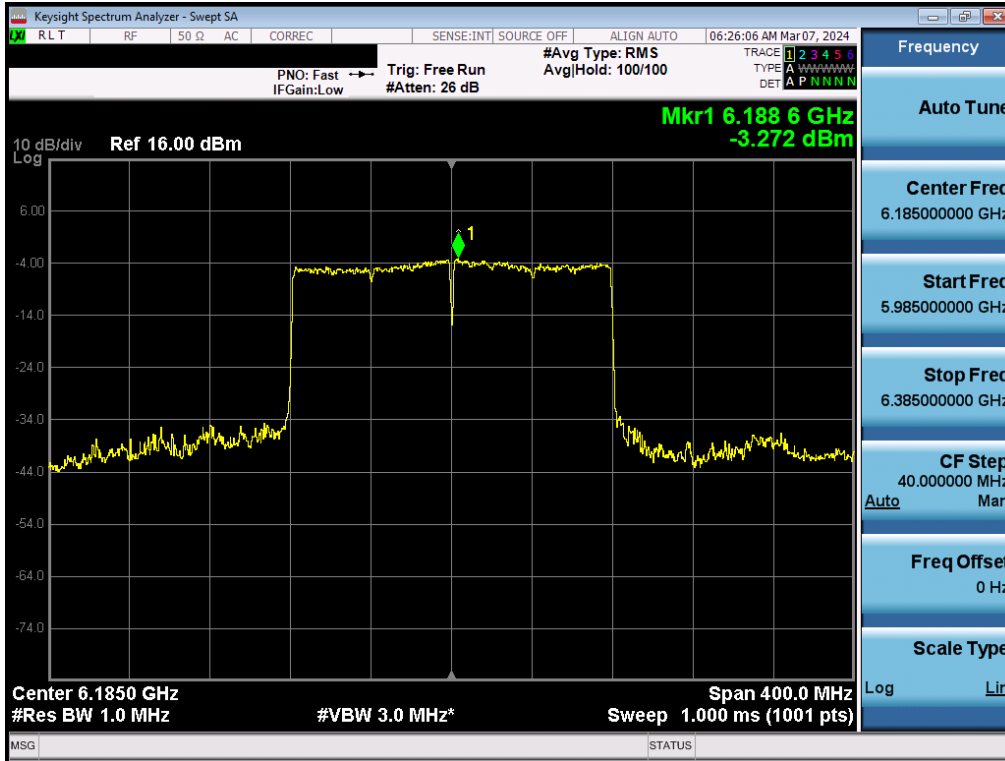


Plot 7-143. Power Spectral Density Plot MIMO ANT1 (40MHz BW 802.11be (Full Tones) (UNII Band 5) – Ch. 43) - SP

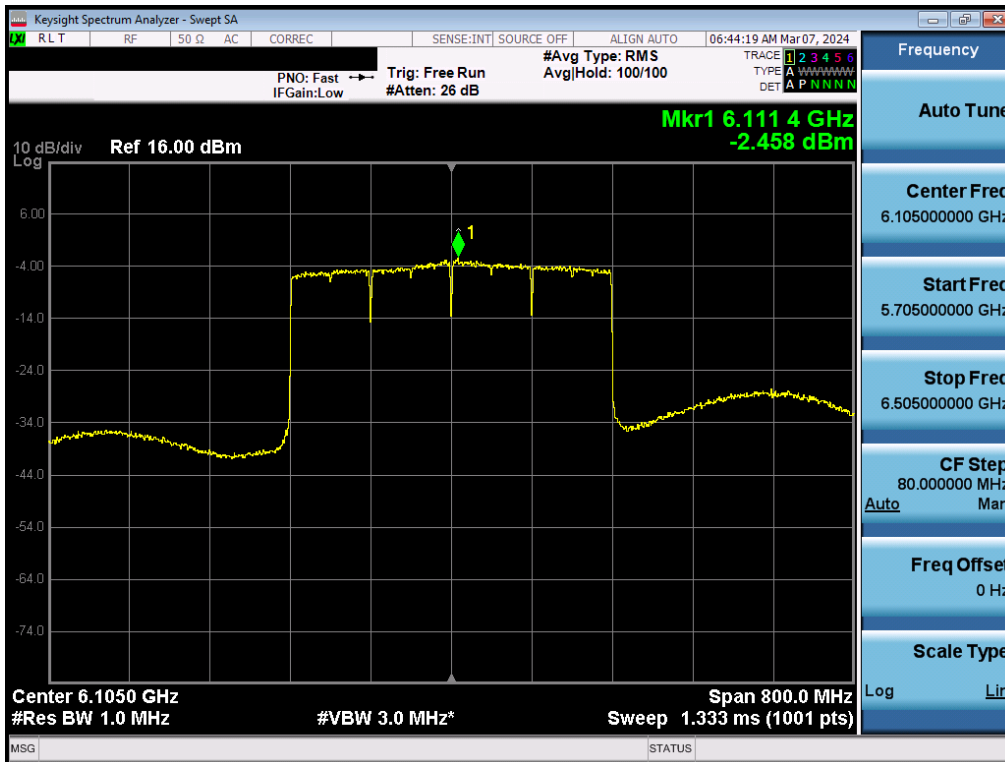


Plot 7-144. Power Spectral Density Plot MIMO ANT1 (80MHz BW 802.11be (Full Tones) (UNII Band 5) – Ch. 39) - SP

FCC ID: C3K2077	MEASUREMENT REPORT		Approved by: Technical Manager
Test Report S/N: 1M2312040120-22-R3.C3K	Test Dates: 12/14/2023 - 05/20/2024	EUT Type: Portable Computing Device	Page 112 of 274

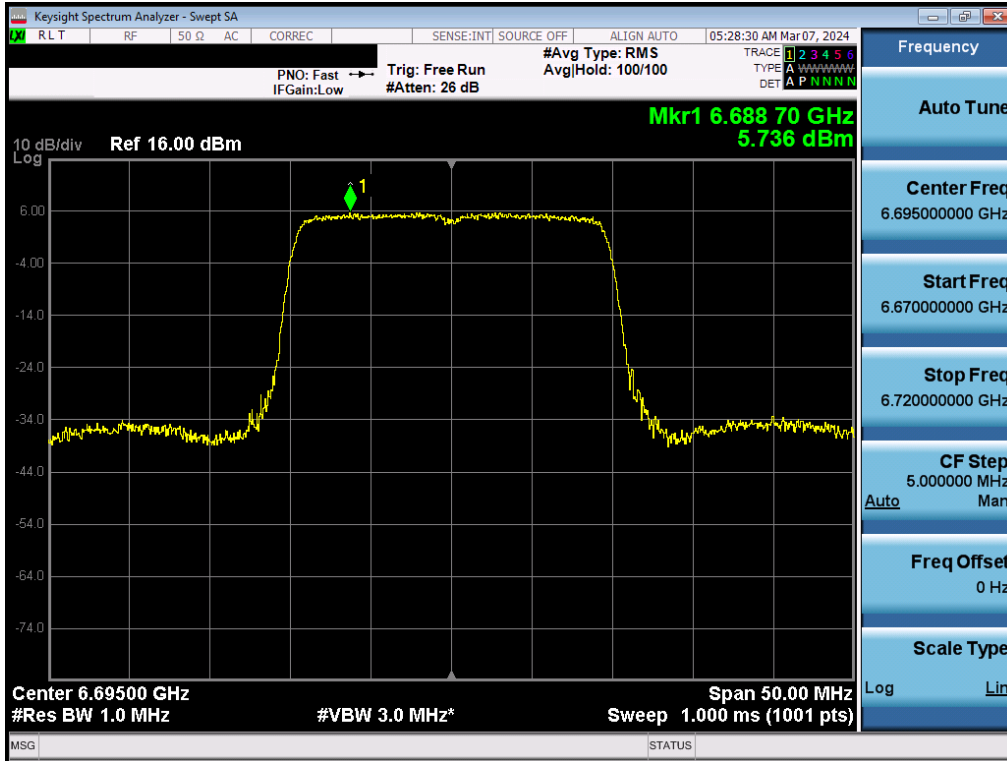


Plot 7-145. Power Spectral Density Plot MIMO ANT1 (160MHz BW 802.11be (Full Tones) (UNII Band 5) – Ch. 47) - SP

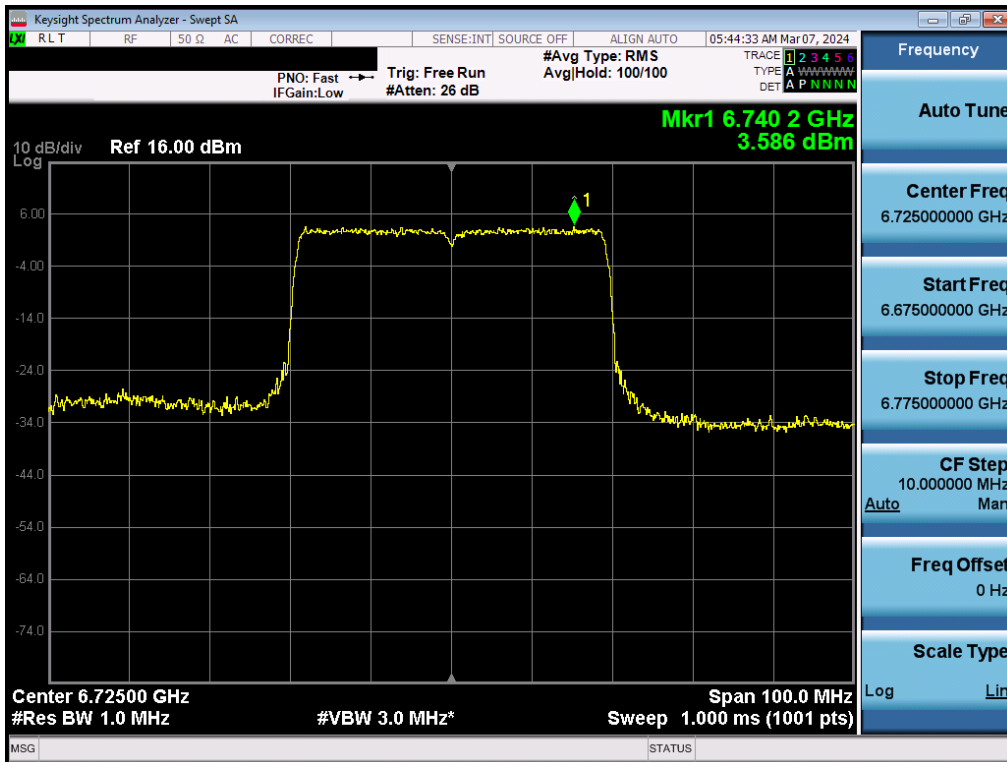


Plot 7-146. Power Spectral Density Plot MIMO ANT1 (320MHz BW 802.11be (Full Tones) (UNII Band 5) – Ch. 31) – SP

FCC ID: C3K2077	MEASUREMENT REPORT		Approved by: Technical Manager
Test Report S/N: 1M2312040120-22-R3.C3K	Test Dates: 12/14/2023 - 05/20/2024	EUT Type: Portable Computing Device	Page 113 of 274

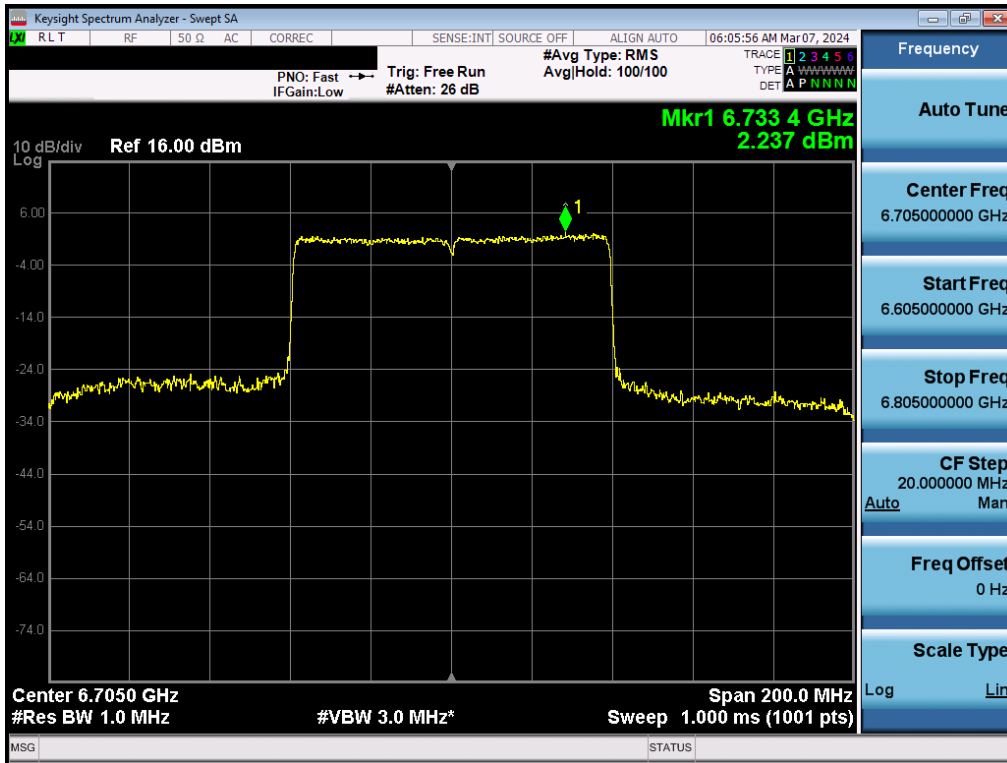


Plot 7-147. Power Spectral Density Plot MIMO ANT1 (20MHz BW 802.11be (Full Tone) (UNII Band 7) – Ch. 149) – SP



Plot 7-148. Power Spectral Density Plot MIMO ANT1 (40MHz BW 802.11be (Full Tone) (UNII Band 7) – Ch. 155) – SP

FCC ID: C3K2077		MEASUREMENT REPORT		Approved by:
				Technical Manager
Test Report S/N:	Test Dates:	EUT Type:	Page 114 of 274	
1M2312040120-22-R3.C3K	12/14/2023 - 05/20/2024	Portable Computing Device		

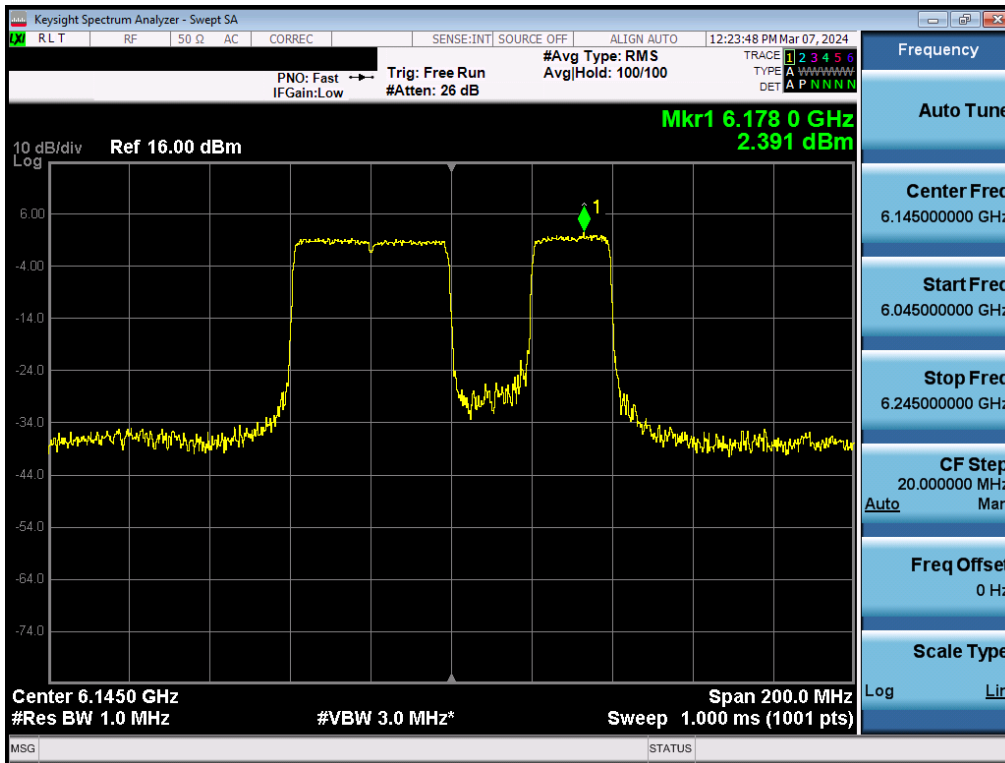


Plot 7-149. Power Spectral Density Plot MIMO ANT1 (80MHz BW 802.11be (Full Tone) (UNII Band 7) – Ch. 151) – SP

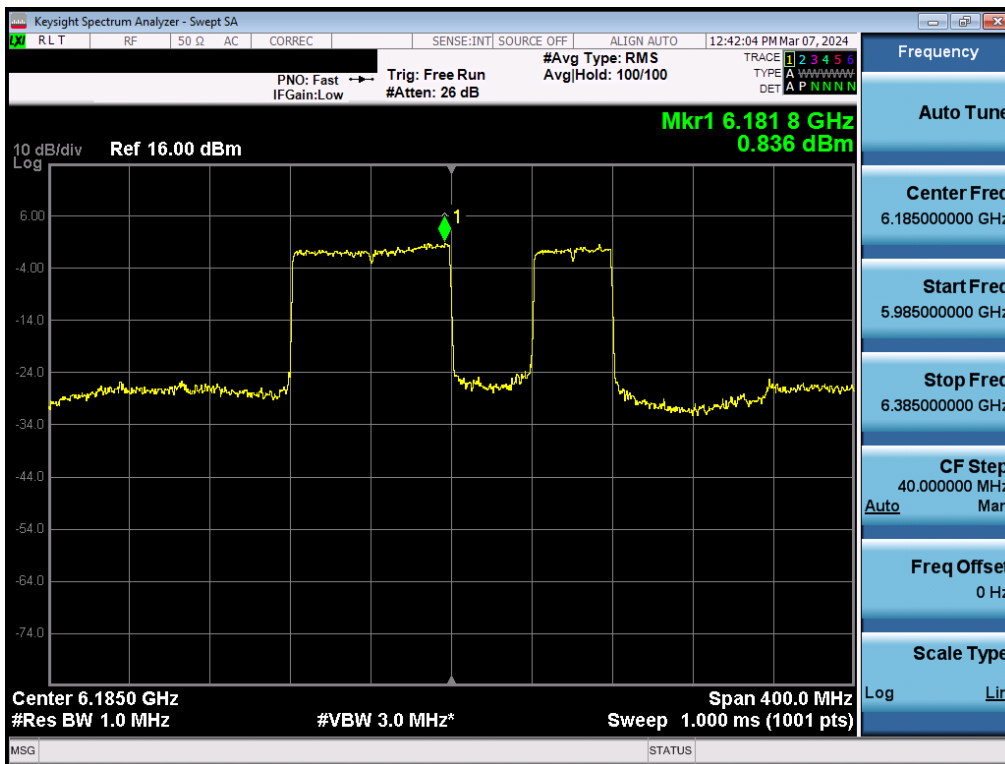


Plot 7-150. Power Spectral Density Plot MIMO ANT1 (160MHz BW 802.11be (Full Tone) (UNII Band 7) – Ch. 143) – SP

FCC ID: C3K2077	MEASUREMENT REPORT		Approved by: Technical Manager
Test Report S/N: 1M2312040120-22-R3.C3K	Test Dates: 12/14/2023 - 05/20/2024	EUT Type: Portable Computing Device	Page 115 of 274

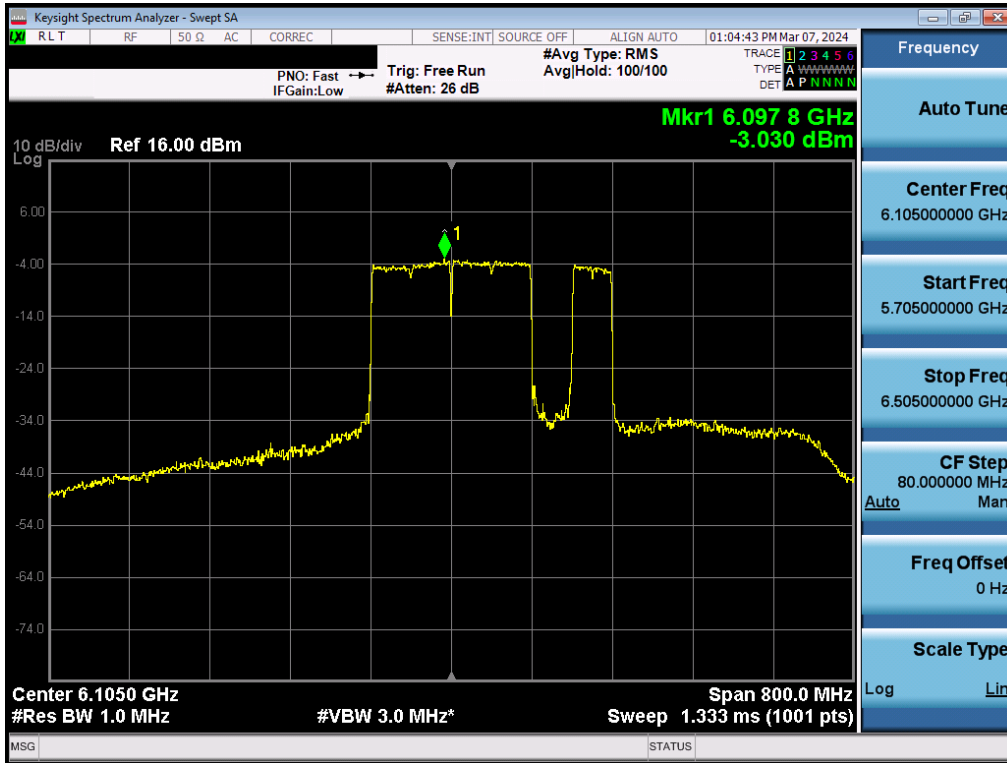


Plot 7-151. Power Spectral Density Plot MIMO ANT1 (80MHz BW 802.11be (484+242 Tone) (UNII Band 5) – Ch. 39) – SP

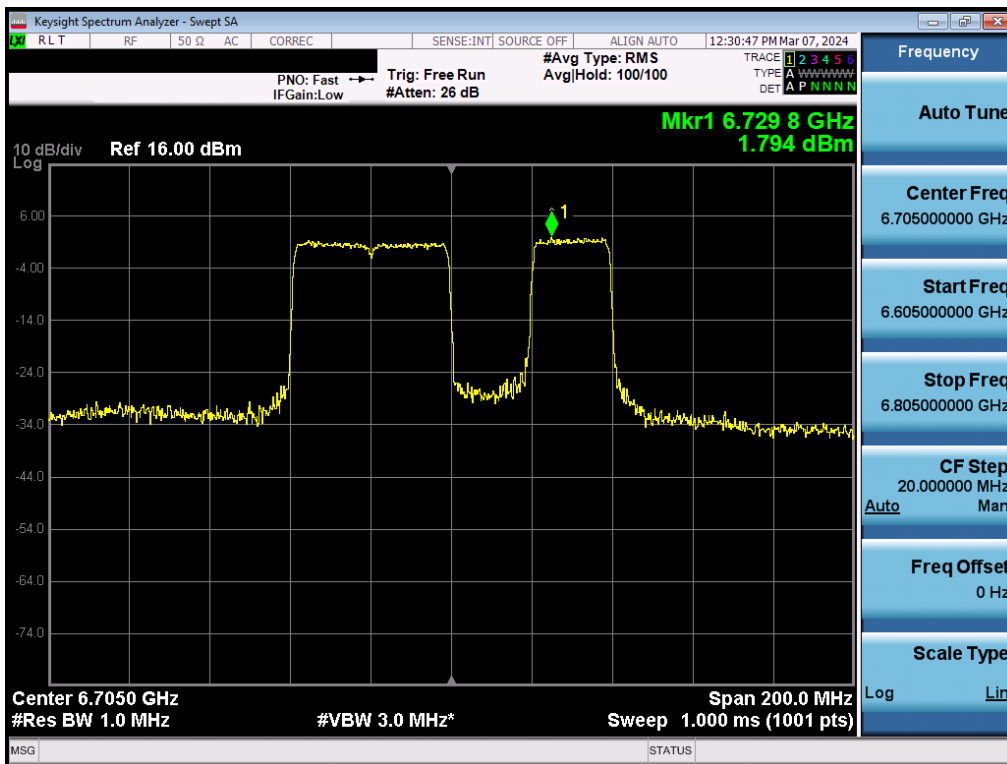


Plot 7-152. Power Spectral Density Plot MIMO ANT1 (160MHz BW 802.11be (996+484 Tone) (UNII Band 5) – Ch. 47) – SP

FCC ID: C3K2077		MEASUREMENT REPORT		Approved by: Technical Manager
Test Report S/N: 1M2312040120-22-R3.C3K	Test Dates: 12/14/2023 - 05/20/2024	EUT Type: Portable Computing Device		Page 116 of 274

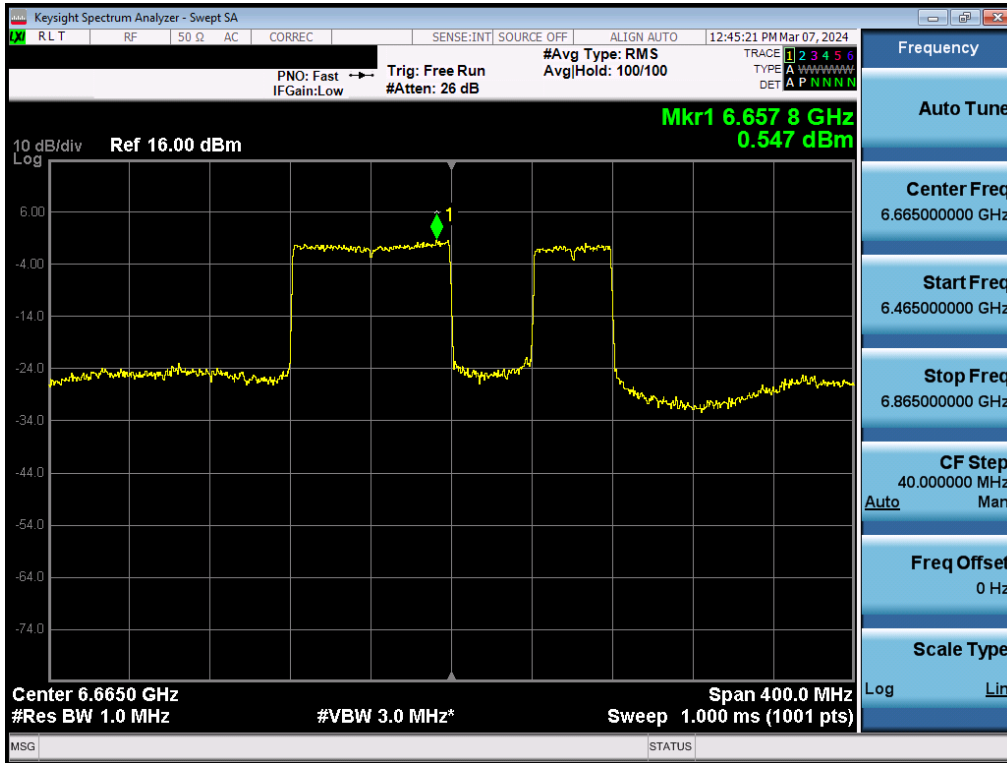


Plot 7-153. Power Spectral Density Plot MIMO ANT1 (320MHz BW 802.11be (2\*996+484 Tone) (UNII Band 5) – Ch. 31) – SP



Plot 7-154. Power Spectral Density Plot MIMO ANT1 (80MHz BW 802.11be (484+242 Tone) (UNII Band 7) – Ch. 151) – SP

FCC ID: C3K2077	MEASUREMENT REPORT		Approved by: Technical Manager
Test Report S/N: 1M2312040120-22-R3.C3K	Test Dates: 12/14/2023 - 05/20/2024	EUT Type: Portable Computing Device	Page 117 of 274

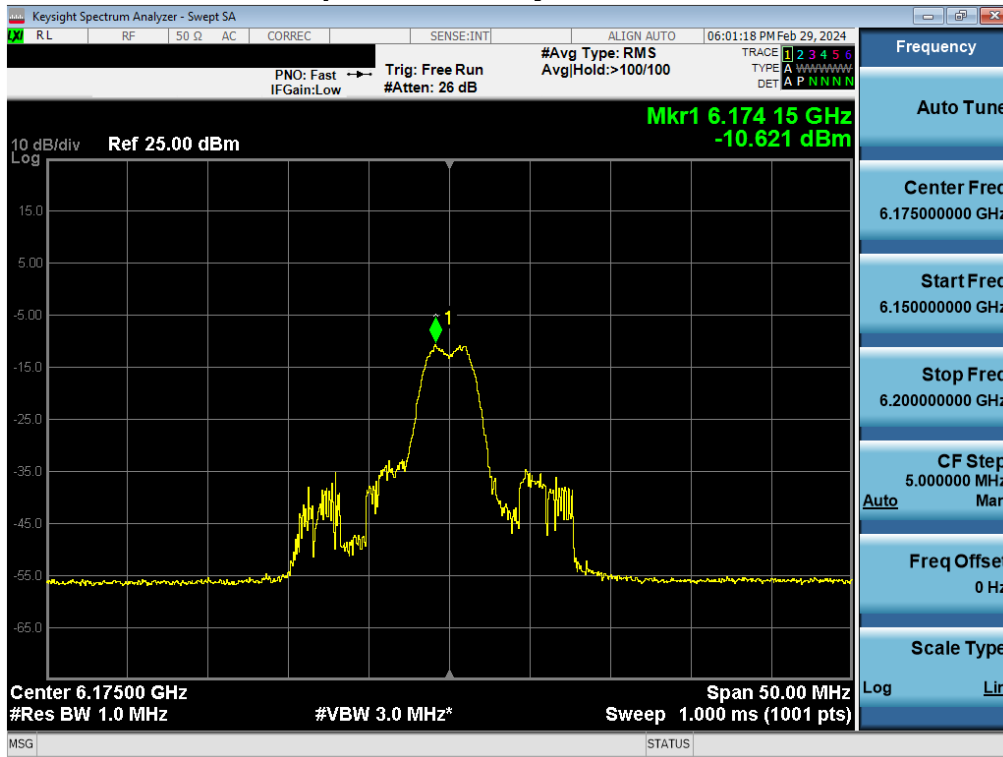


Plot 7-155. Power Spectral Density Plot MIMO ANT1 (160MHz BW 802.11be (996+484 Tone) (UNII Band 7) – Ch. 143) – SP

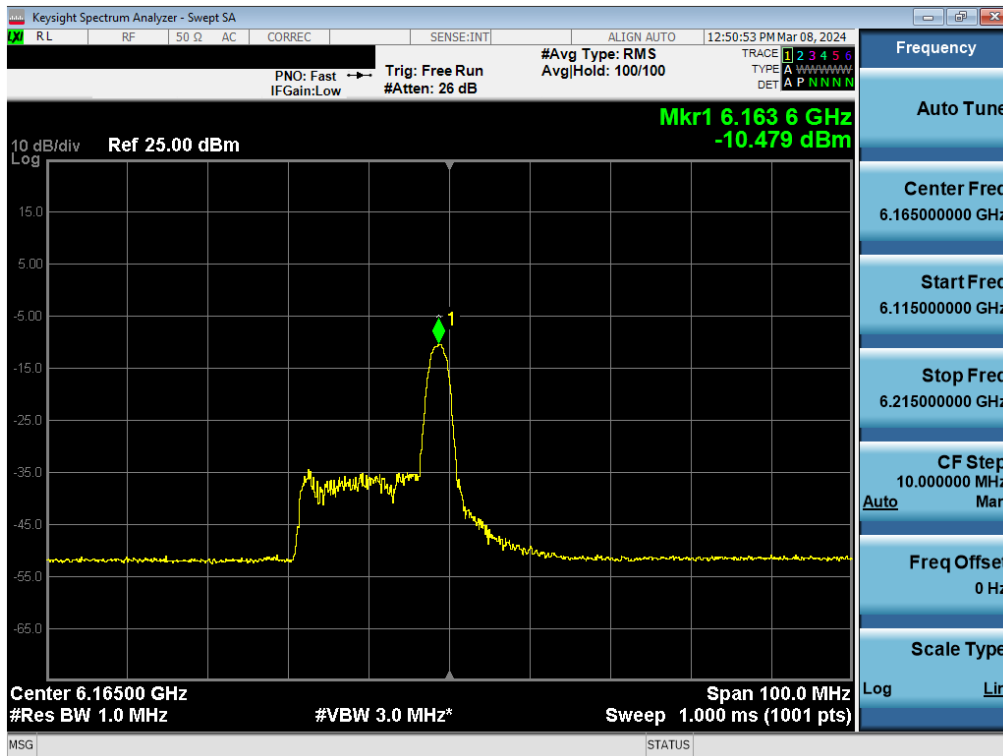
FCC ID: C3K2077	MEASUREMENT REPORT		Approved by: Technical Manager
Test Report S/N: 1M2312040120-22-R3.C3K	Test Dates: 12/14/2023 - 05/20/2024	EUT Type: Portable Computing Device	Page 118 of 274



## 7.4.2 MIMO Antenna-2 Power Spectral Density Measurements

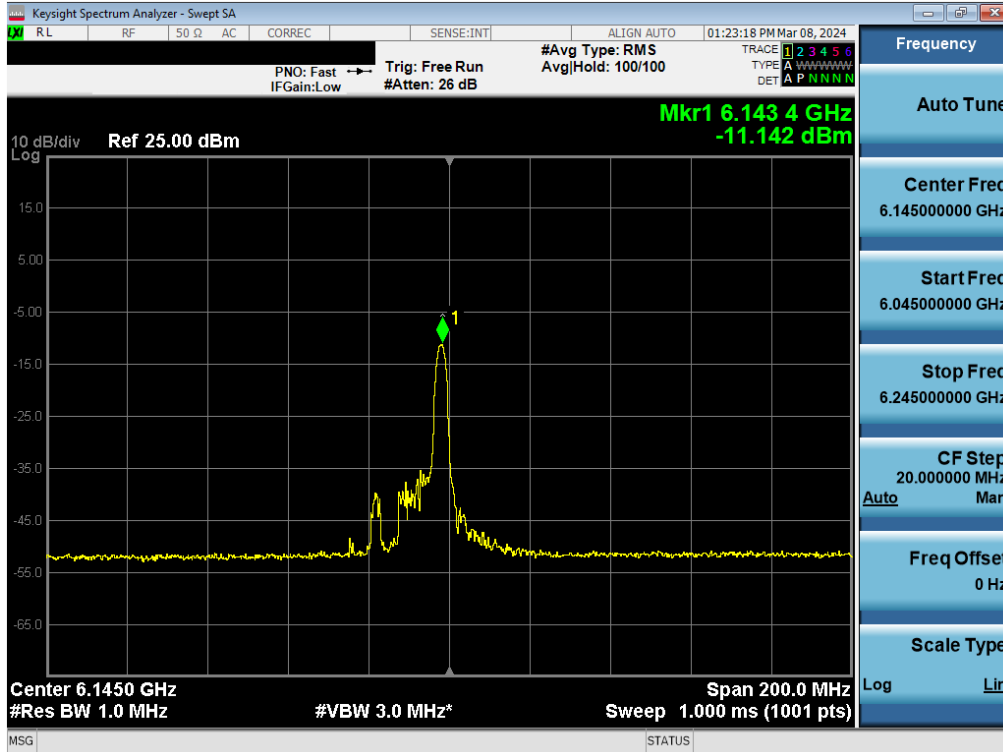


Plot 7-156. Power Spectral Density Plot MIMO ANT2 (20MHz BW 802.11be (26 Tones) (UNII Band 5) – Ch. 45)

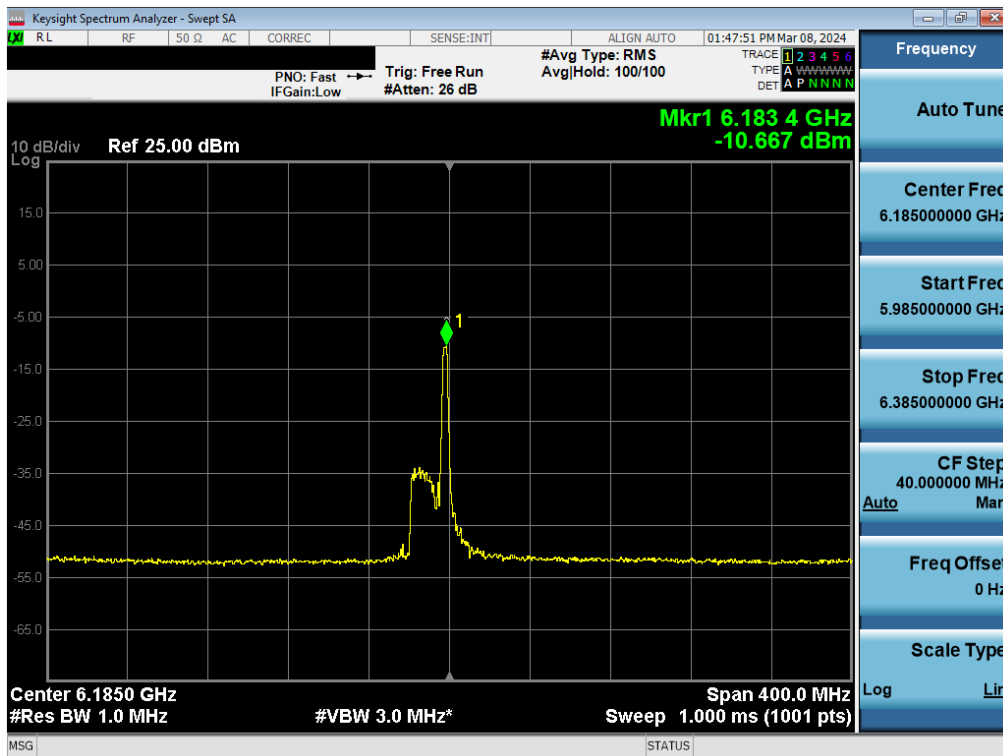


Plot 7-157. Power Spectral Density Plot MIMO ANT2 (40MHz BW 802.11be (26 Tones) (UNII Band 5) – Ch. 43)

FCC ID: C3K2077	MEASUREMENT REPORT		Approved by: Technical Manager
Test Report S/N: 1M2312040120-22-R3.C3K	Test Dates: 12/14/2023 - 05/20/2024	EUT Type: Portable Computing Device	Page 119 of 274

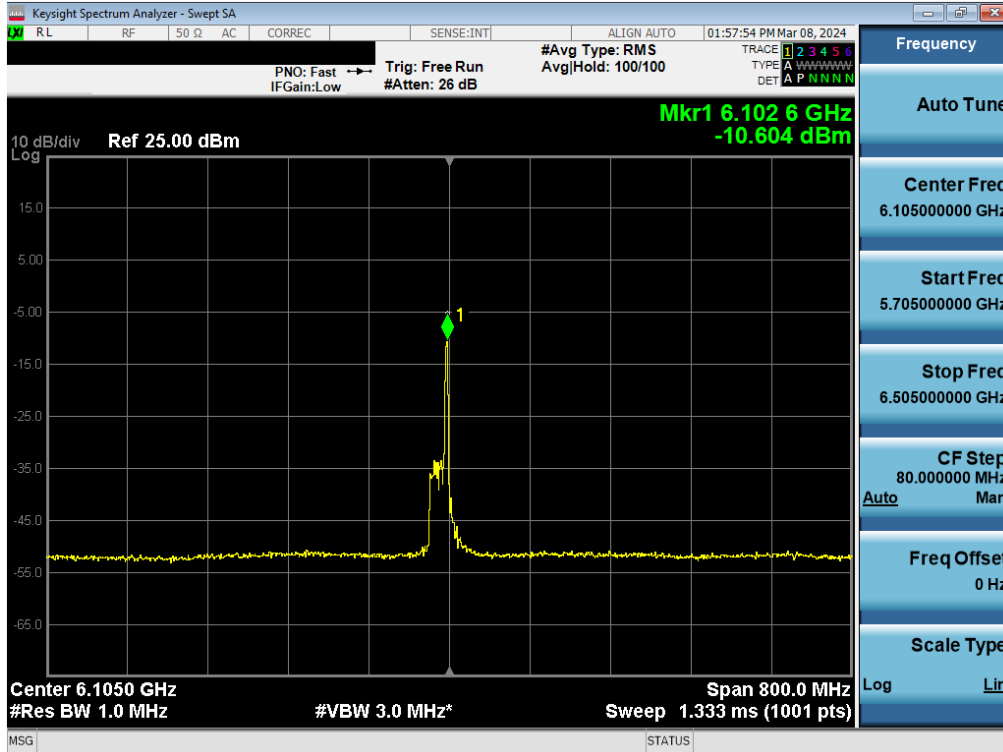


Plot 7-158. Power Spectral Density Plot MIMO ANT2 (80MHz BW 802.11be (26 Tones) (UNII Band 5) – Ch. 39)

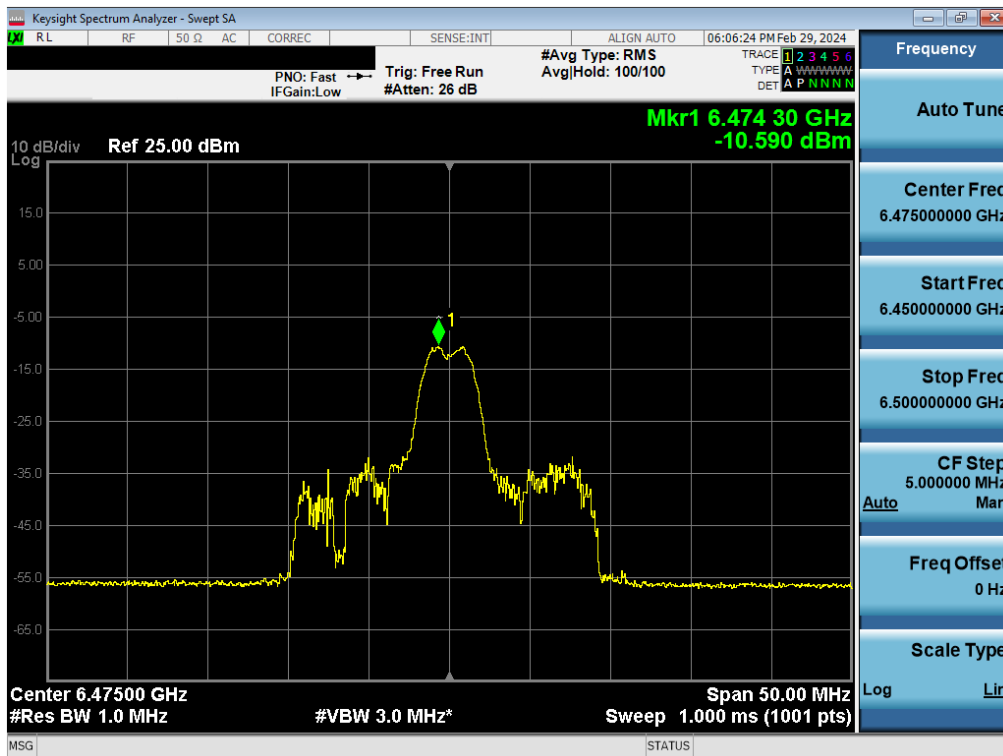


Plot 7-159. Power Spectral Density Plot MIMO ANT2 (160MHz BW 802.11be (26 Tones) (UNII Band 5) – Ch. 47)

FCC ID: C3K2077	MEASUREMENT REPORT		Approved by: Technical Manager
Test Report S/N: 1M2312040120-22-R3.C3K	Test Dates: 12/14/2023 - 05/20/2024	EUT Type: Portable Computing Device	Page 120 of 274

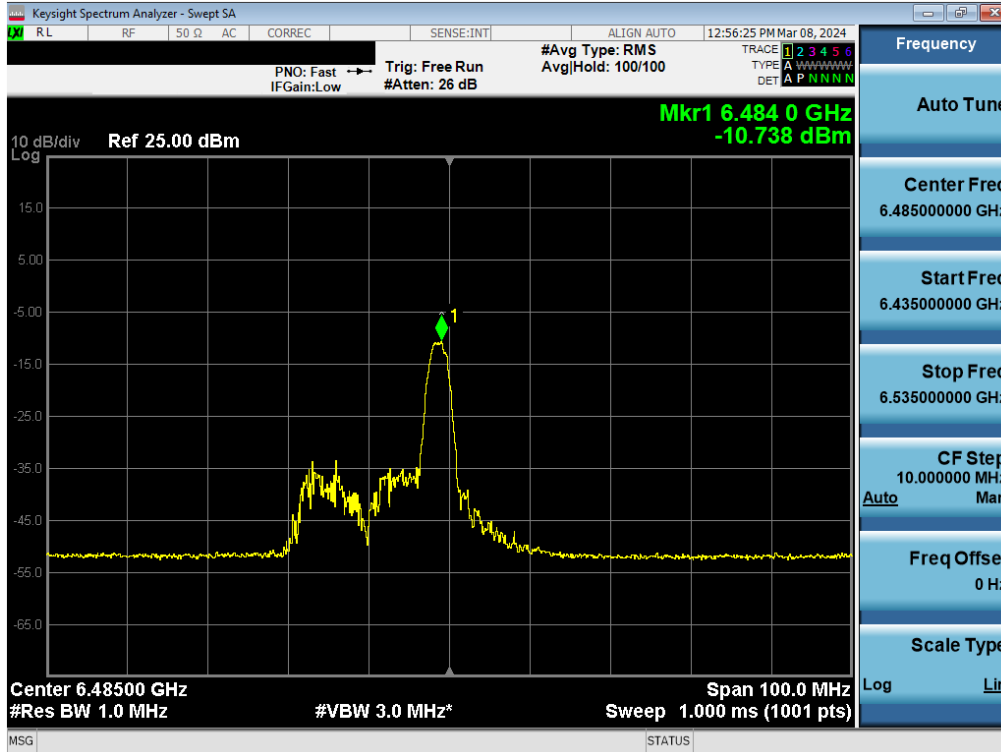


Plot 7-160. Power Spectral Density Plot MIMO ANT2 (320MHz BW 802.11be (26 Tones) (UNII Band 5) – Ch. 31)

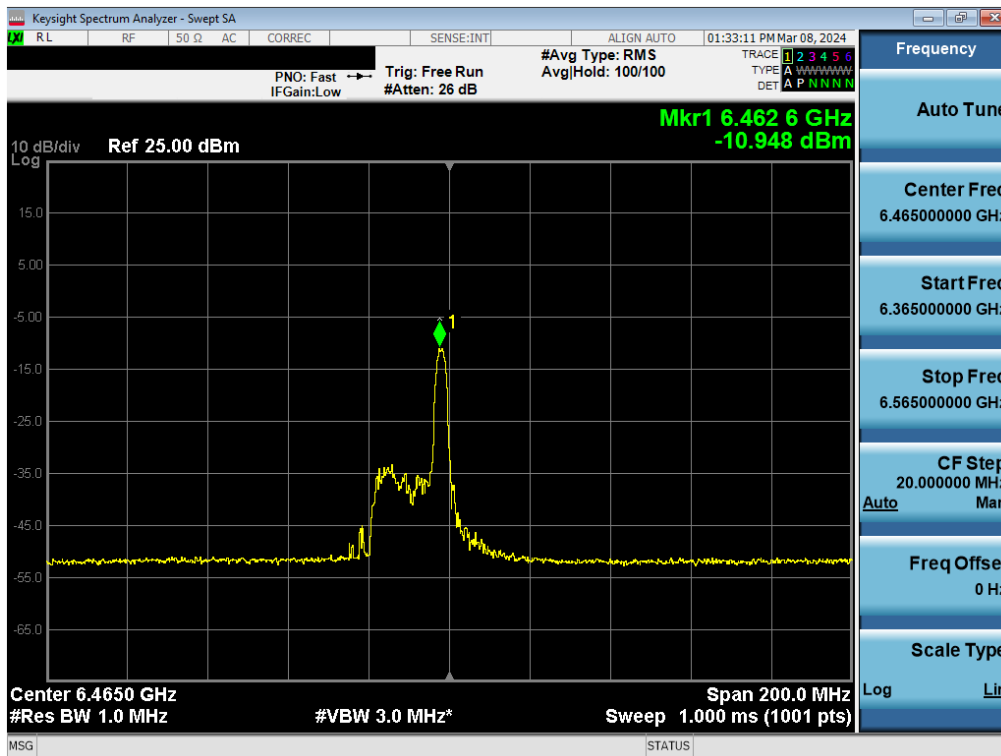


Plot 7-161. Power Spectral Density Plot MIMO ANT2 (20MHz BW 802.11be (26 Tones) (UNII Band 6) – Ch. 105)

FCC ID: C3K2077	MEASUREMENT REPORT		Approved by: Technical Manager
Test Report S/N: 1M2312040120-22-R3.C3K	Test Dates: 12/14/2023 - 05/20/2024	EUT Type: Portable Computing Device	Page 121 of 274

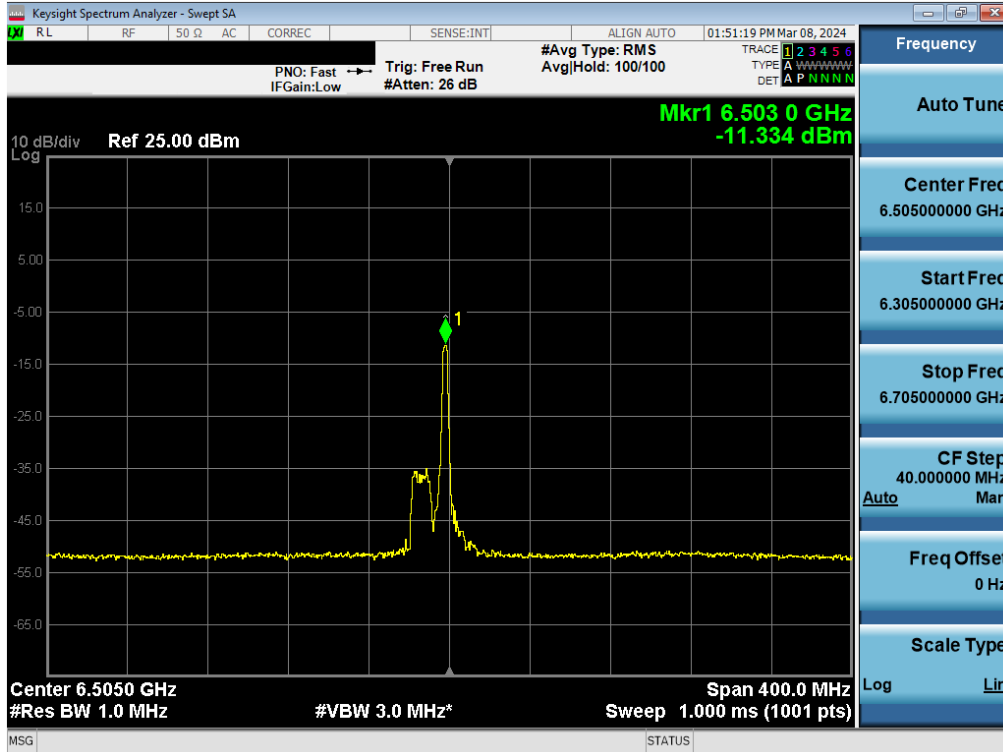


Plot 7-162. Power Spectral Density Plot MIMO ANT2 (40MHz BW 802.11be (26 Tones) (UNII Band 6) – Ch. 107)

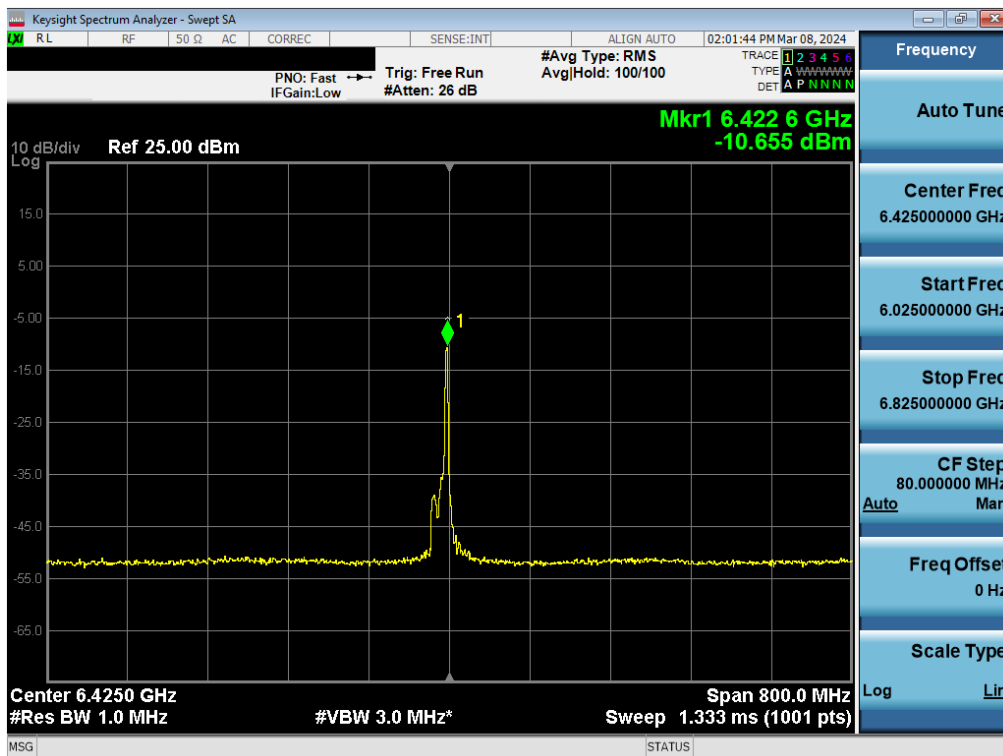


Plot 7-163. Power Spectral Density Plot MIMO ANT2 (80MHz BW 802.11be (26 Tones) (UNII Band 6) – Ch. 103)

FCC ID: C3K2077	MEASUREMENT REPORT		Approved by: Technical Manager
Test Report S/N: 1M2312040120-22-R3.C3K	Test Dates: 12/14/2023 - 05/20/2024	EUT Type: Portable Computing Device	Page 122 of 274

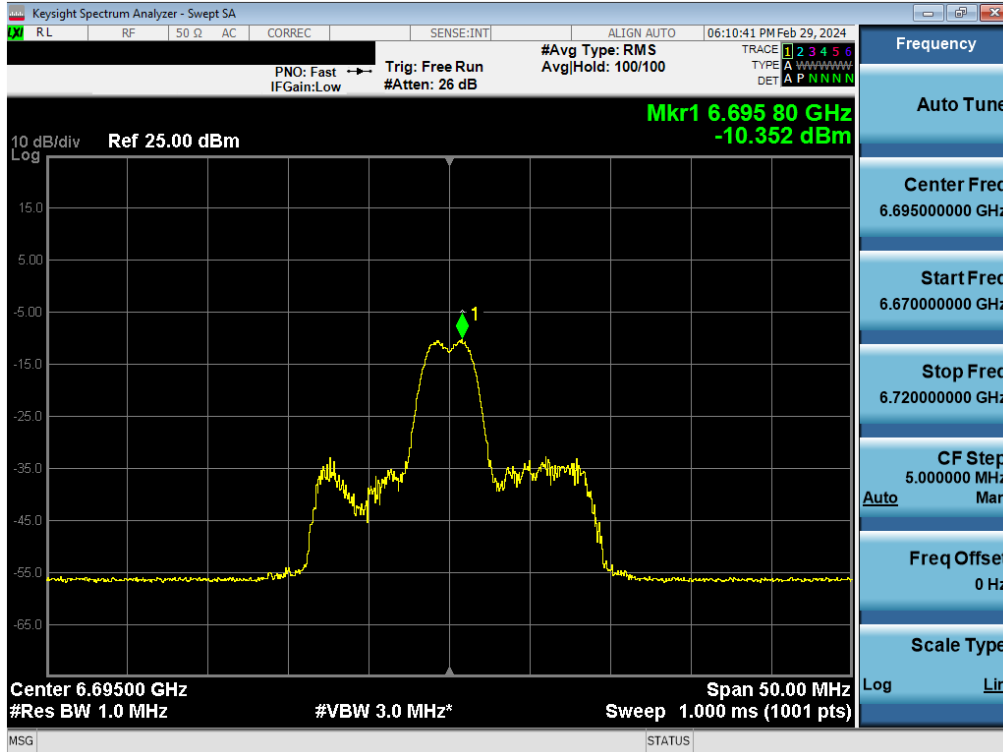


Plot 7-164. Power Spectral Density Plot MIMO ANT2 (160MHz BW 802.11be (26 Tones) (UNII Band 6) – Ch. 111)

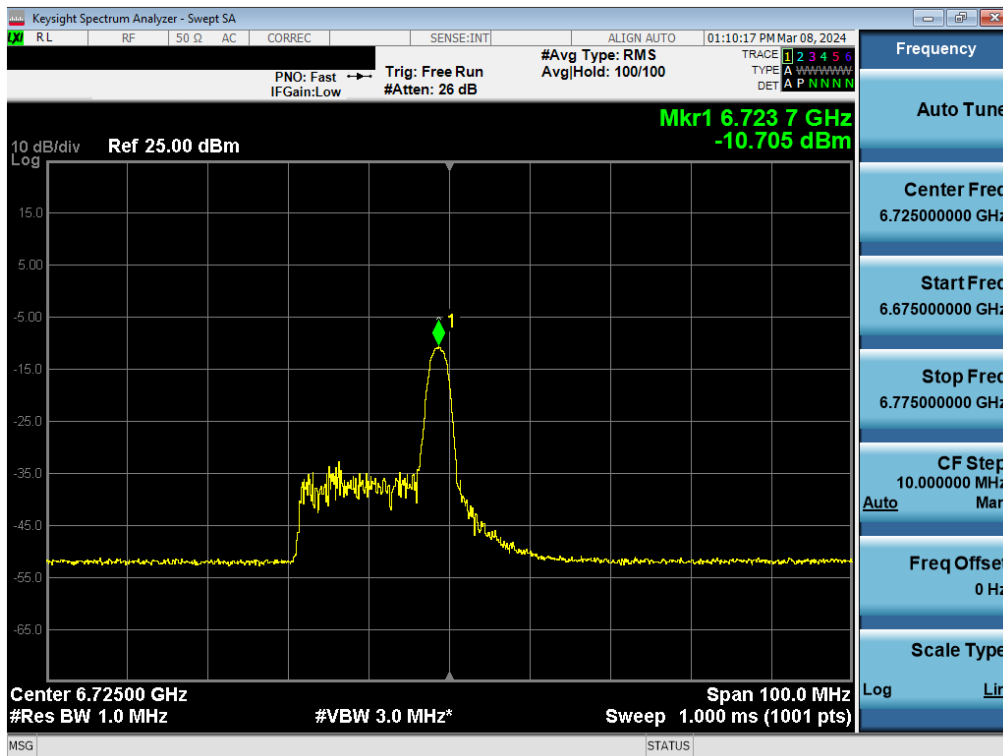


Plot 7-165. Power Spectral Density Plot MIMO ANT2 (320MHz BW 802.11be (26 Tones) (UNII Band 6) – Ch. 95)

FCC ID: C3K2077	MEASUREMENT REPORT		Approved by: Technical Manager
Test Report S/N: 1M2312040120-22-R3.C3K	Test Dates: 12/14/2023 - 05/20/2024	EUT Type: Portable Computing Device	Page 123 of 274

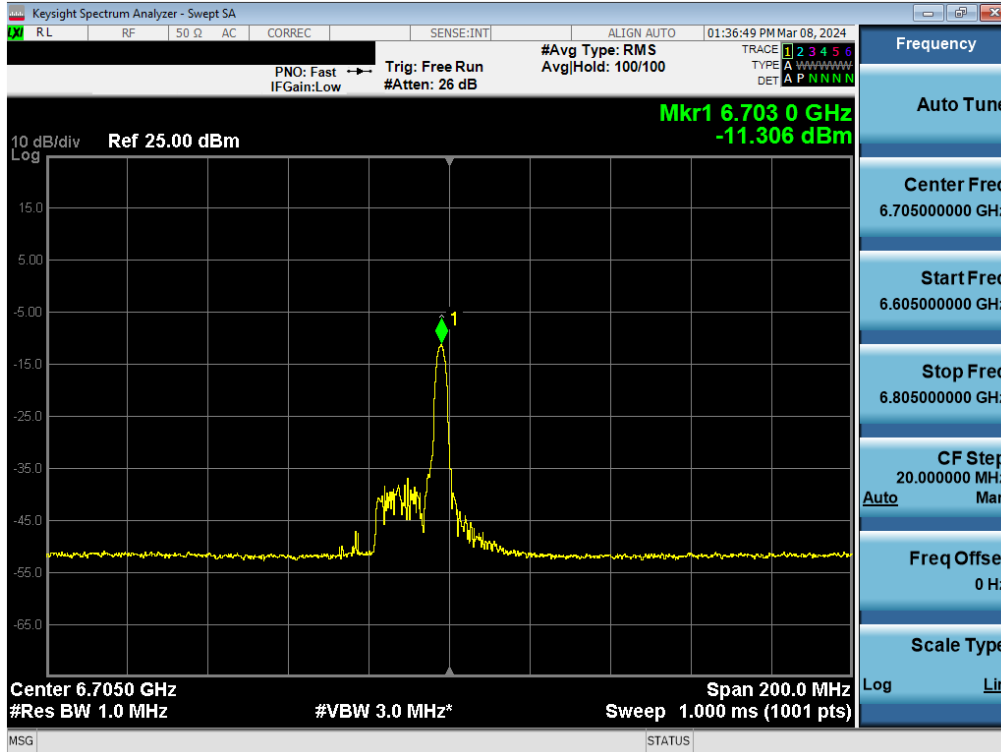


Plot 7-166. Power Spectral Density Plot MIMO ANT2 (20MHz BW 802.11be (26 Tones) (UNII Band 7) – Ch. 149)

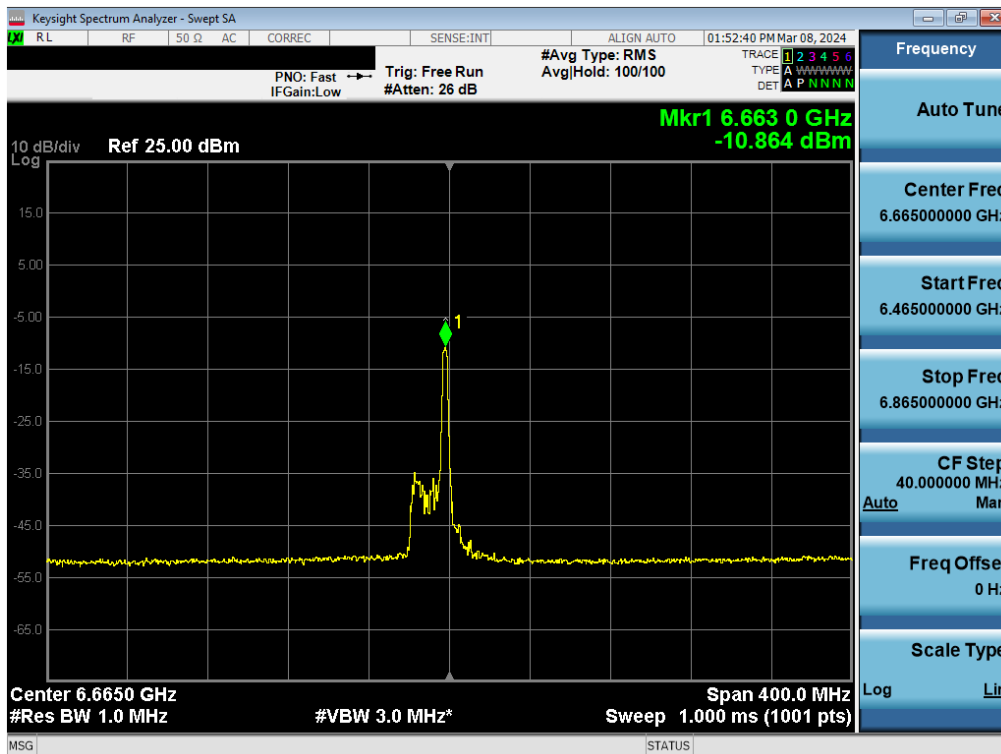


Plot 7-167. Power Spectral Density Plot MIMO ANT2 (40MHz BW 802.11be (26 Tones) (UNII Band 7) – Ch. 155)

FCC ID: C3K2077	MEASUREMENT REPORT		Approved by: Technical Manager
Test Report S/N: 1M2312040120-22-R3.C3K	Test Dates: 12/14/2023 - 05/20/2024	EUT Type: Portable Computing Device	Page 124 of 274

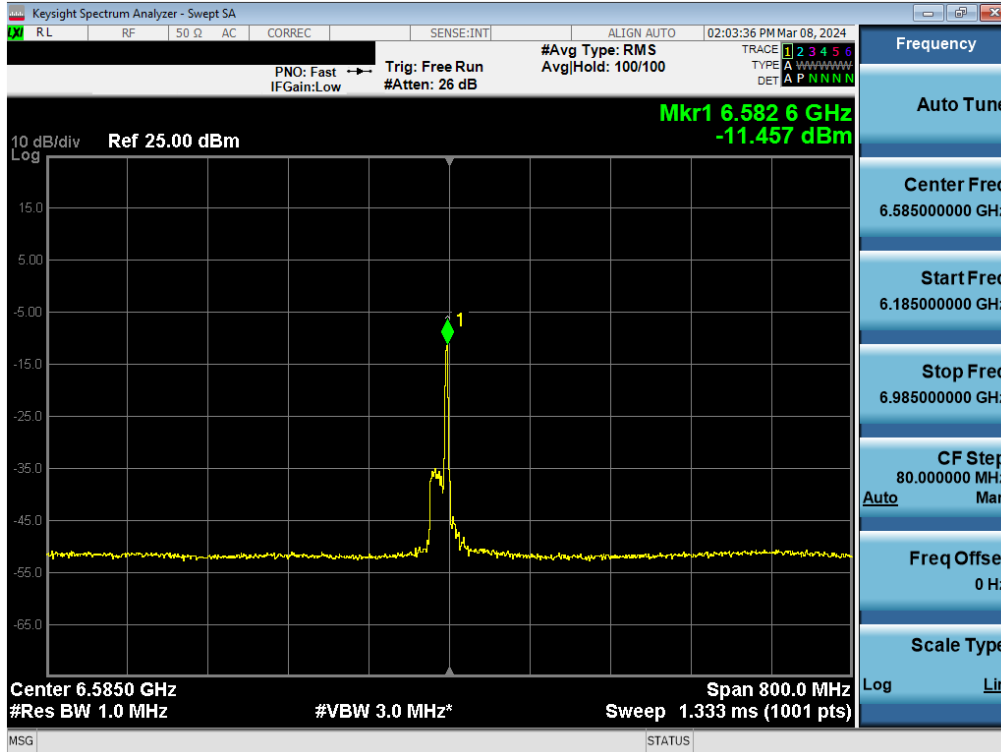


Plot 7-168. Power Spectral Density Plot MIMO ANT2 (80MHz BW 802.11be (26 Tones) (UNII Band 7) – Ch. 151)

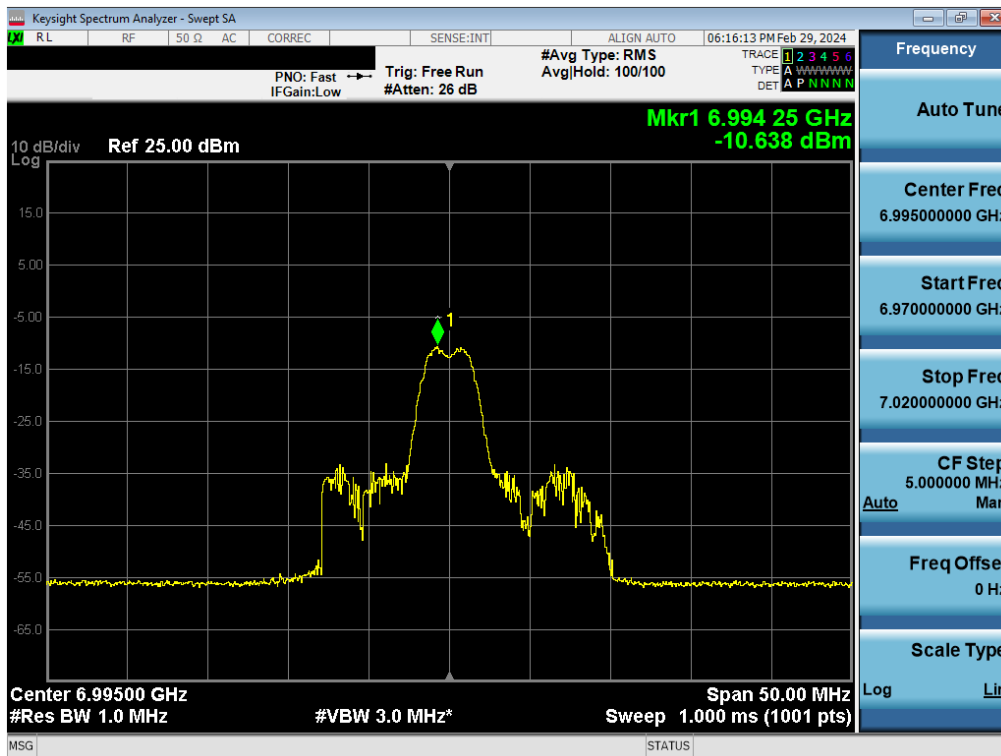


Plot 7-169. Power Spectral Density Plot MIMO ANT2 (160MHz BW 802.11be (26 Tones) (UNII Band 7) – Ch. 143)

FCC ID: C3K2077	MEASUREMENT REPORT		Approved by: Technical Manager
Test Report S/N: 1M2312040120-22-R3.C3K	Test Dates: 12/14/2023 - 05/20/2024	EUT Type: Portable Computing Device	Page 125 of 274



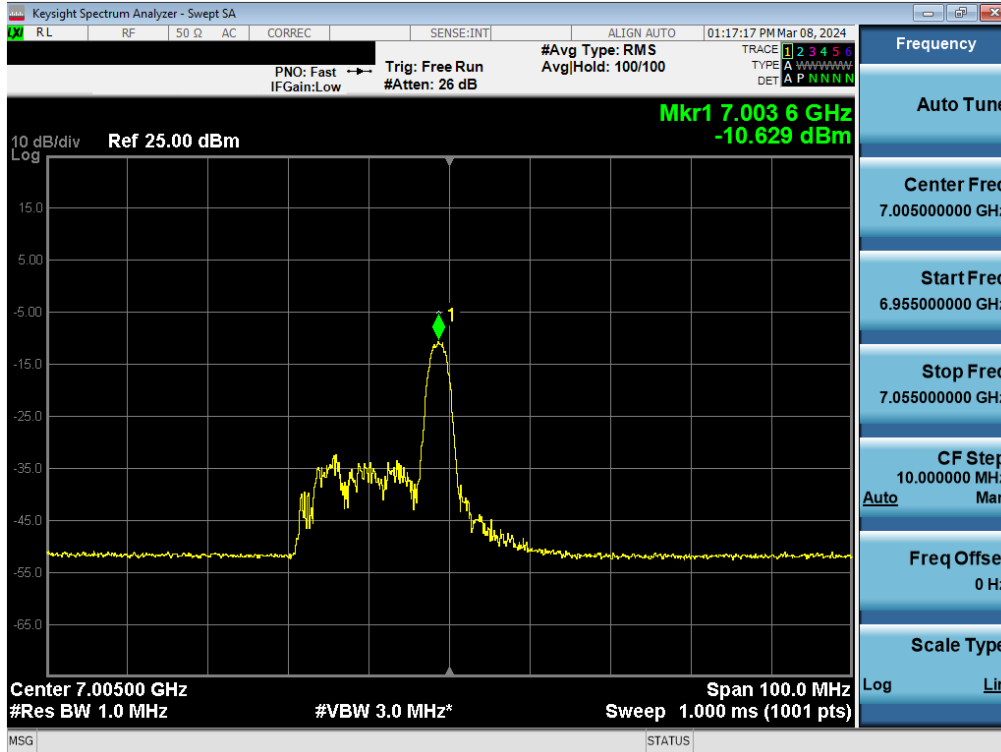
Plot 7-170. Power Spectral Density Plot MIMO ANT2 (320MHz BW 802.11be (26 Tones) (UNII Band 7) – Ch. 127)



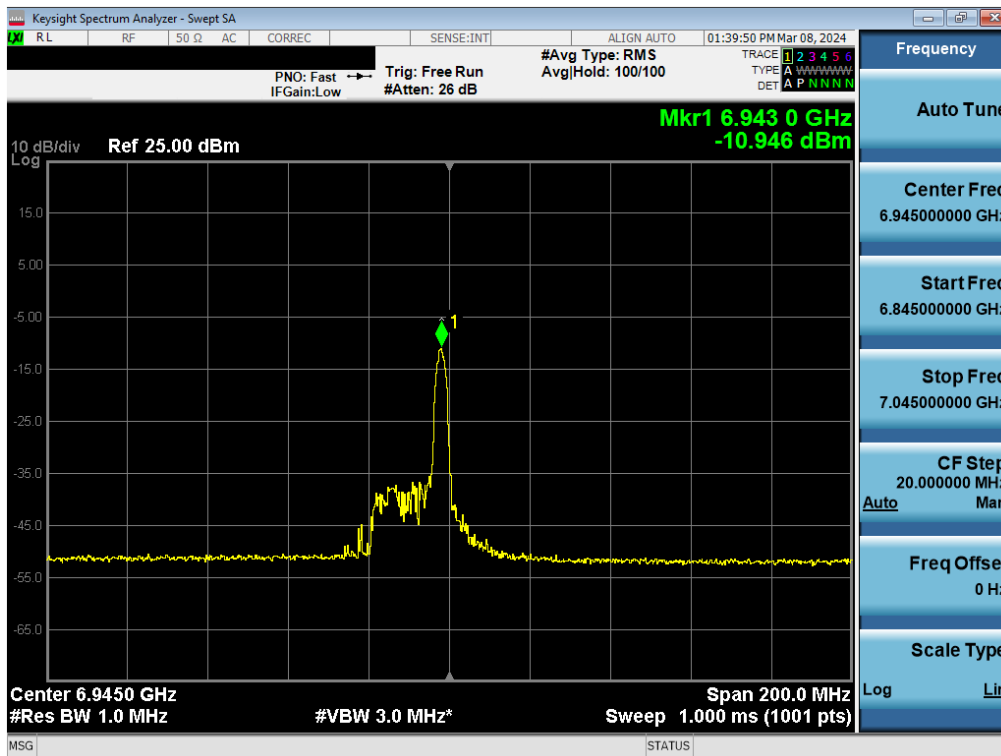
Plot 7-171. Power Spectral Density Plot MIMO ANT2 (20MHz BW 802.11be (26 Tones) (UNII Band 8) – Ch. 209)

FCC ID: C3K2077	MEASUREMENT REPORT		Approved by: Technical Manager
Test Report S/N: 1M2312040120-22-R3.C3K	Test Dates: 12/14/2023 - 05/20/2024	EUT Type: Portable Computing Device	Page 126 of 274



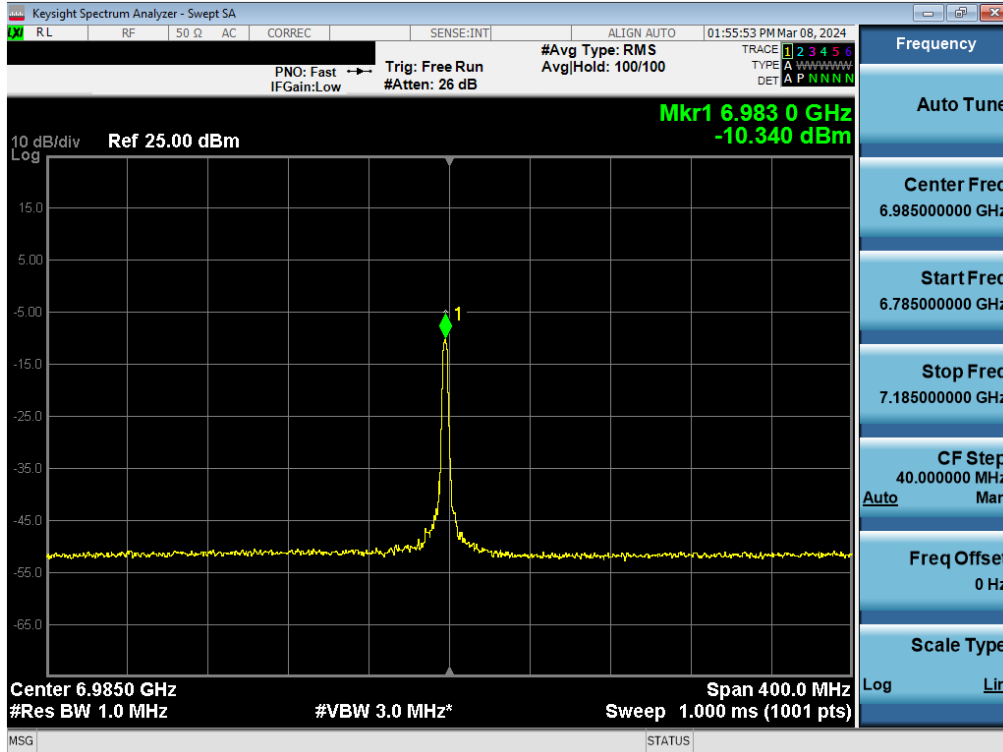


Plot 7-172. Power Spectral Density Plot MIMO ANT2 (40MHz BW 802.11be (26 Tones) (UNII Band 8) – Ch. 211)

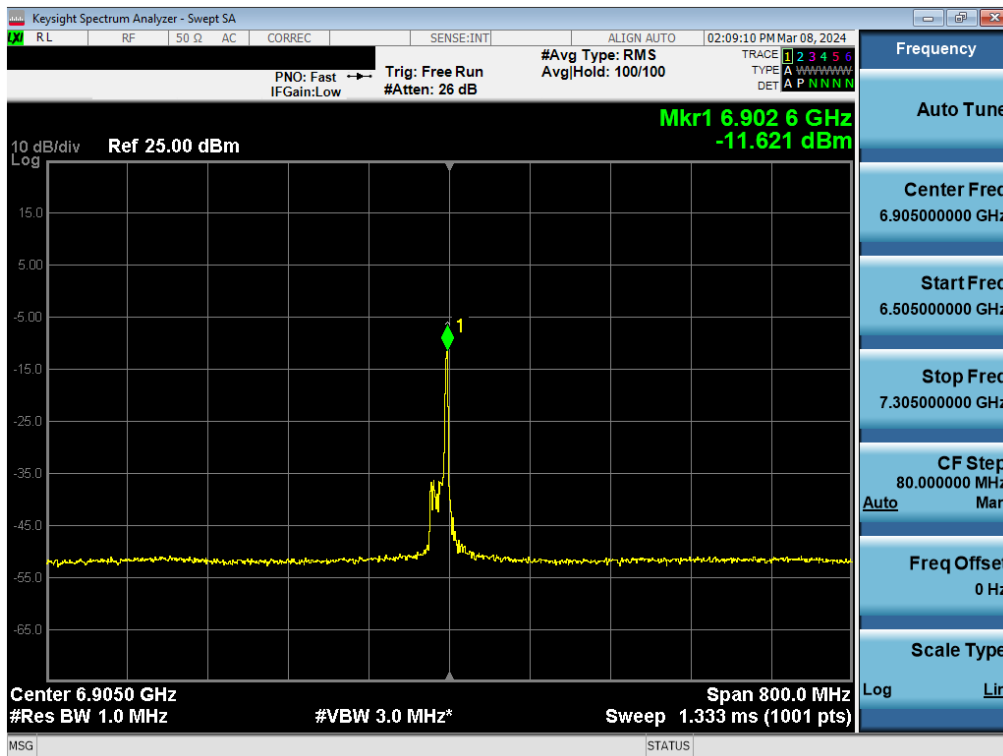


Plot 7-173. Power Spectral Density Plot MIMO ANT2 (80MHz BW 802.11be (26 Tones) (UNII Band 8) – Ch. 199)

FCC ID: C3K2077	MEASUREMENT REPORT		Approved by: Technical Manager
Test Report S/N: 1M2312040120-22-R3.C3K	Test Dates: 12/14/2023 - 05/20/2024	EUT Type: Portable Computing Device	Page 127 of 274

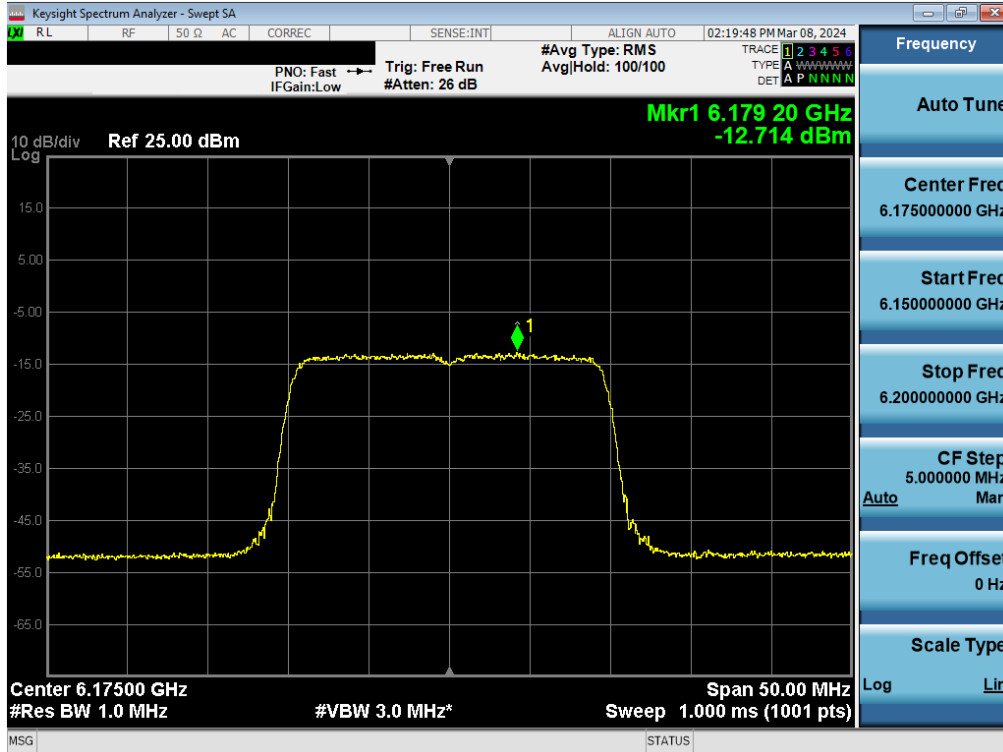


Plot 7-174. Power Spectral Density Plot MIMO ANT2 (160MHz BW 802.11be (26 Tones) (UNII Band 8) – Ch. 207)

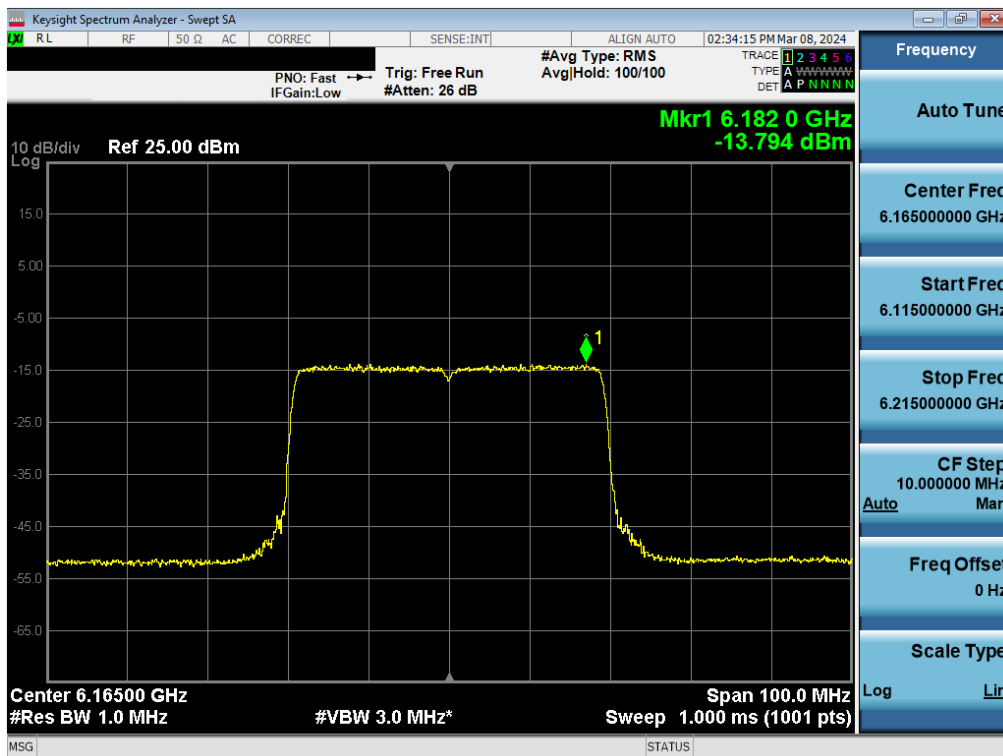


Plot 7-175. Power Spectral Density Plot MIMO ANT2 (320MHz BW 802.11be (26 Tones) (UNII Band 8) – Ch. 191)

FCC ID: C3K2077	MEASUREMENT REPORT		Approved by: Technical Manager
Test Report S/N: 1M2312040120-22-R3.C3K	Test Dates: 12/14/2023 - 05/20/2024	EUT Type: Portable Computing Device	Page 128 of 274

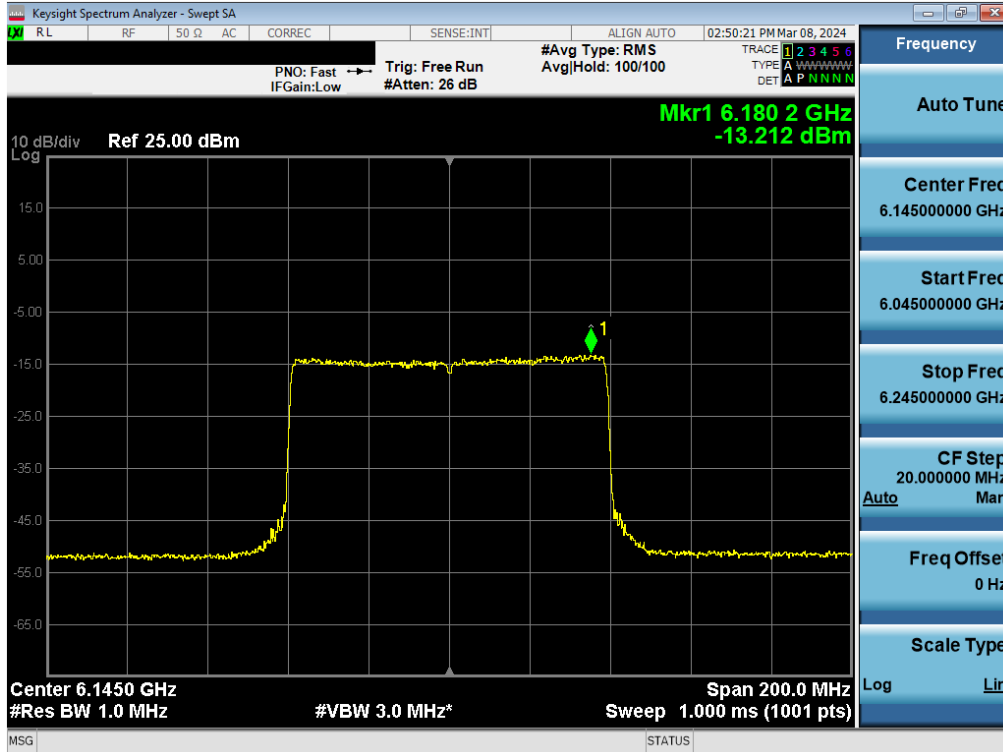


Plot 7-176. Power Spectral Density Plot MIMO ANT2 (20MHz BW 802.11be (Full Tone) (UNII Band 5) – Ch. 45)

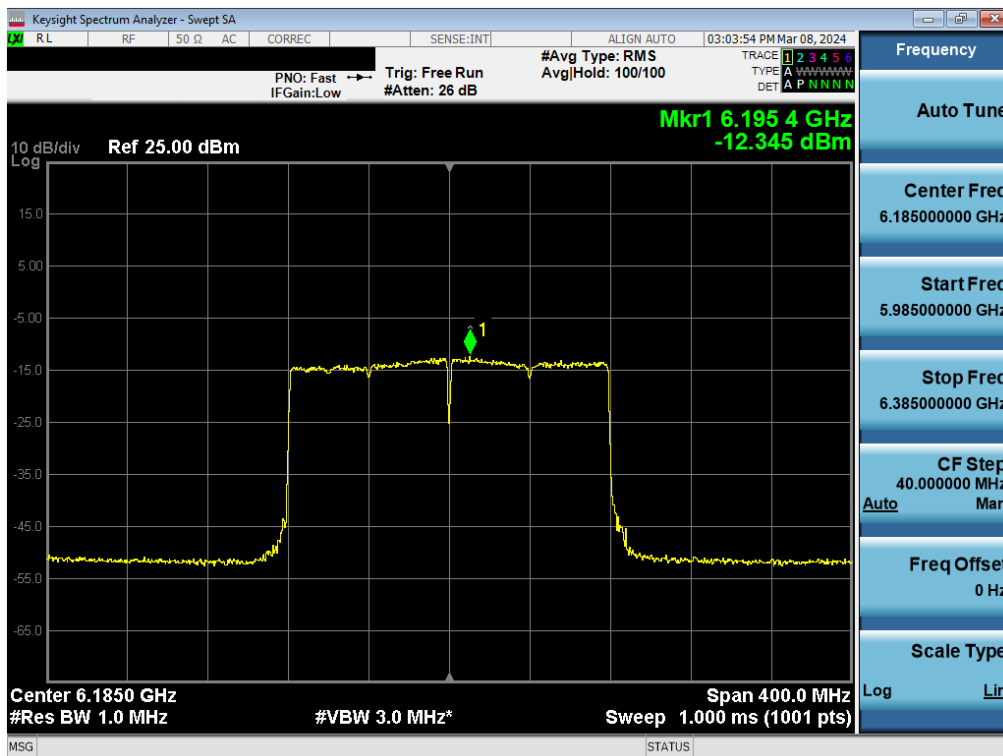


Plot 7-177. Power Spectral Density Plot MIMO ANT2 (40MHz BW 802.11be (Full Tone) (UNII Band 5) – Ch. 43)

FCC ID: C3K2077	MEASUREMENT REPORT		Approved by: Technical Manager
Test Report S/N: 1M2312040120-22-R3.C3K	Test Dates: 12/14/2023 - 05/20/2024	EUT Type: Portable Computing Device	Page 129 of 274

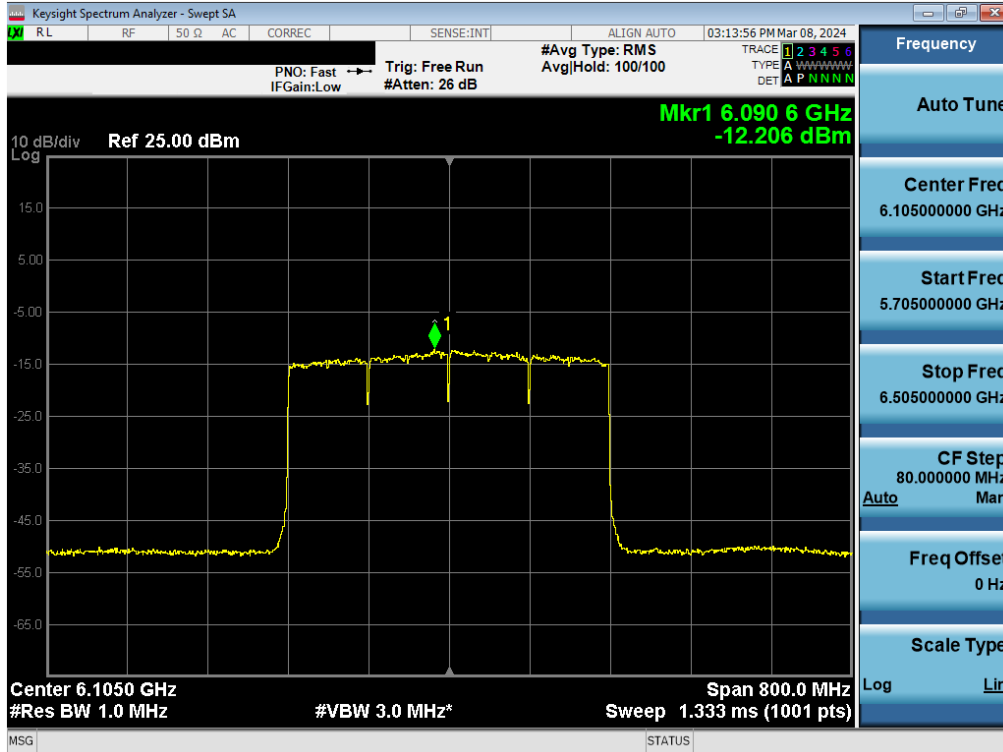


Plot 7-178. Power Spectral Density Plot MIMO ANT2 (80MHz BW 802.11be (Full Tone) (UNII Band 5) – Ch. 39)

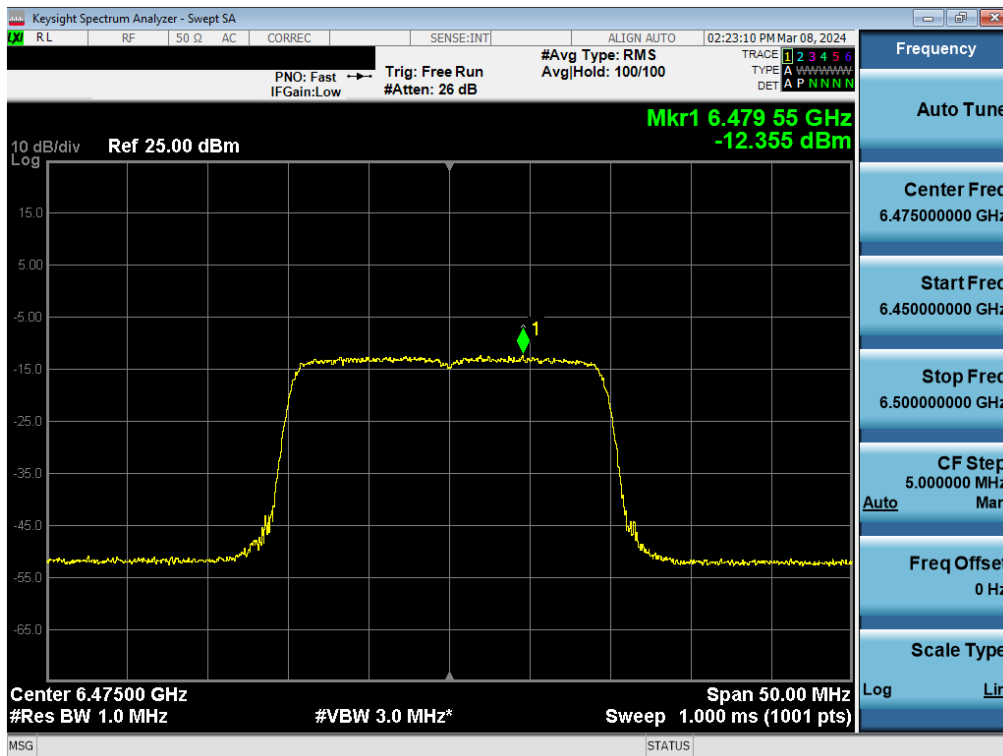


Plot 7-179. Power Spectral Density Plot MIMO ANT2 (160MHz BW 802.11be (Full Tone) (UNII Band 5) – Ch. 47)

FCC ID: C3K2077	MEASUREMENT REPORT		Approved by: Technical Manager
Test Report S/N: 1M2312040120-22-R3.C3K	Test Dates: 12/14/2023 - 05/20/2024	EUT Type: Portable Computing Device	Page 130 of 274

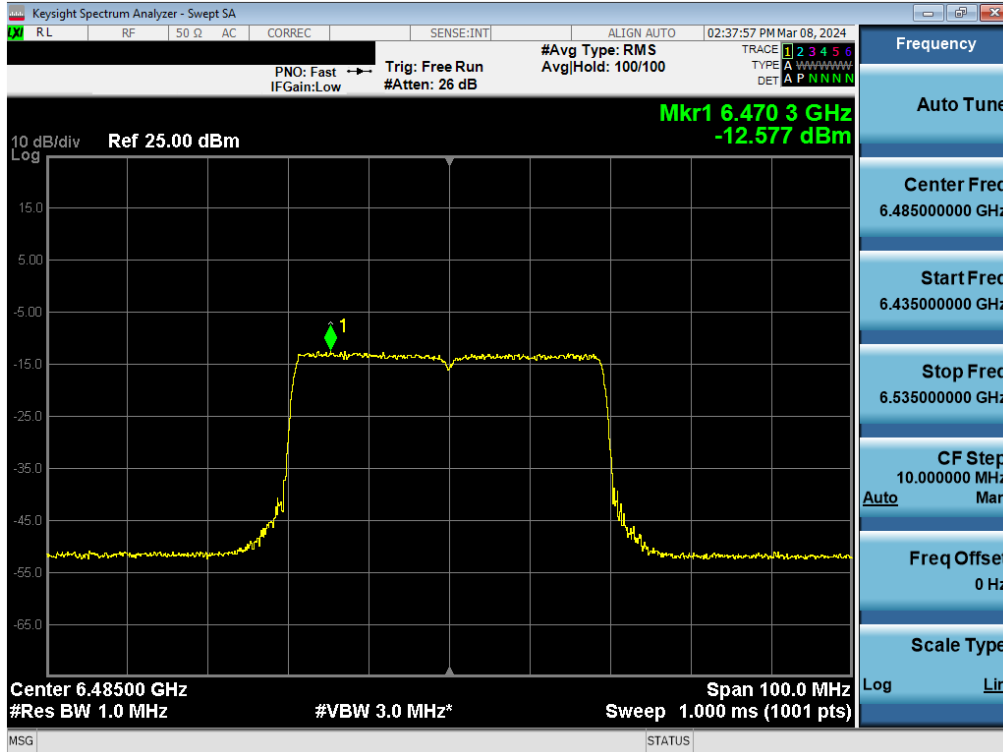


Plot 7-180. Power Spectral Density Plot MIMO ANT2 (320MHz BW 802.11be (Full Tone) (UNII Band 5) – Ch. 31)

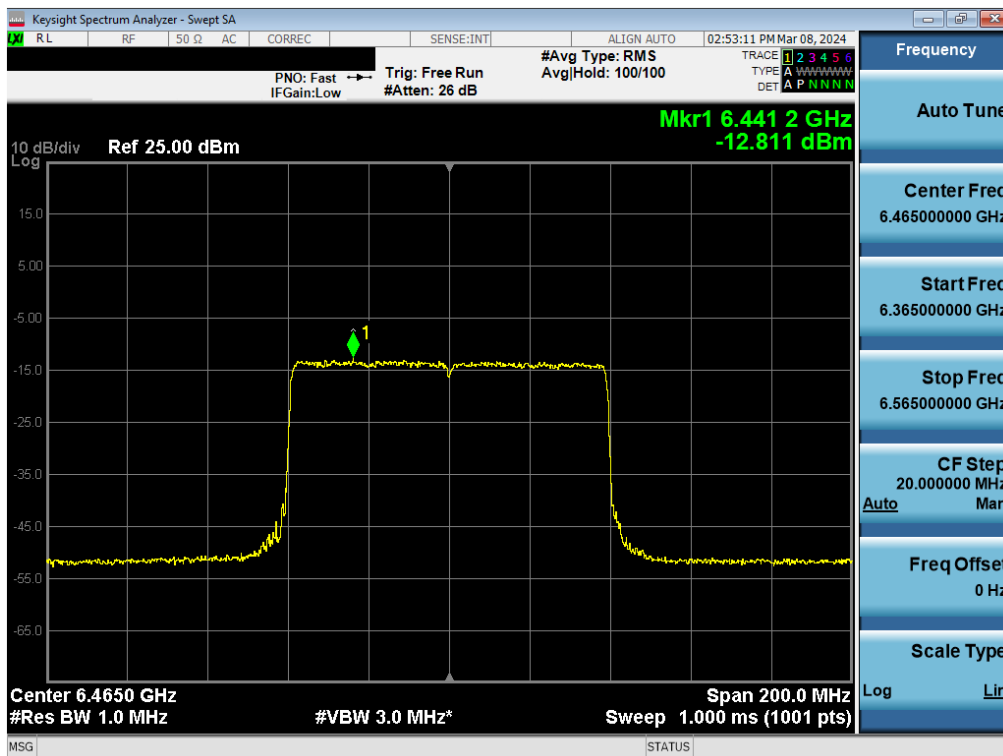


Plot 7-181. Power Spectral Density Plot MIMO ANT2 (20MHz BW 802.11be (Full Tone) (UNII Band 6) – Ch. 105)

FCC ID: C3K2077	MEASUREMENT REPORT		Approved by: Technical Manager
Test Report S/N: 1M2312040120-22-R3.C3K	Test Dates: 12/14/2023 - 05/20/2024	EUT Type: Portable Computing Device	Page 131 of 274

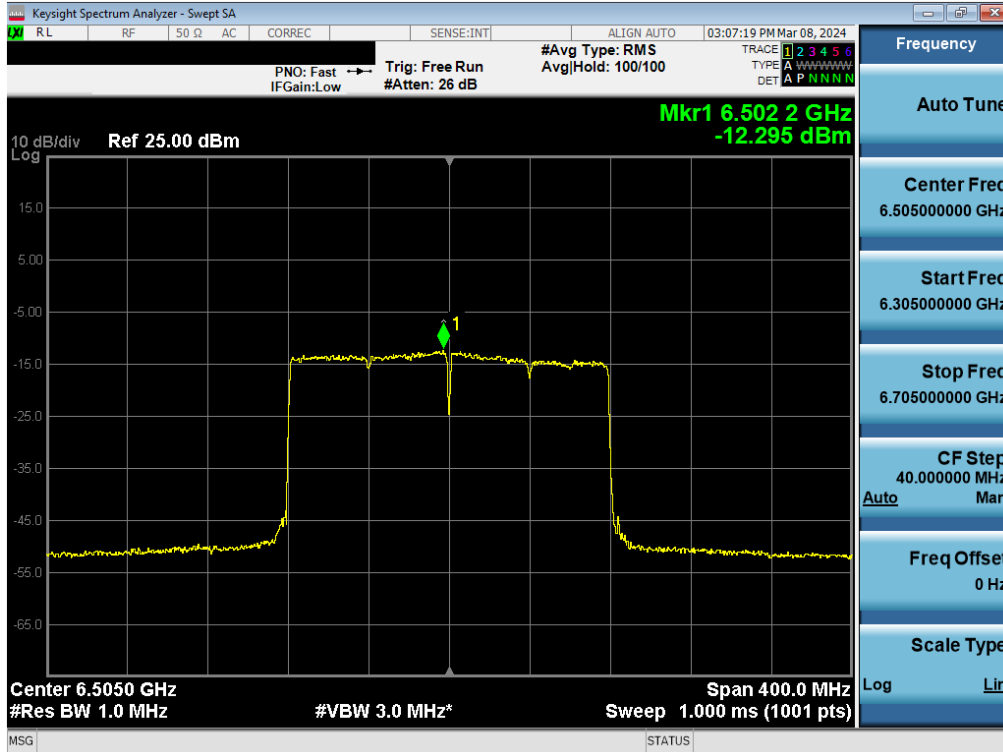


Plot 7-182. Power Spectral Density Plot MIMO ANT2 (40MHz BW 802.11be (Full Tone) (UNII Band 6) – Ch. 107)

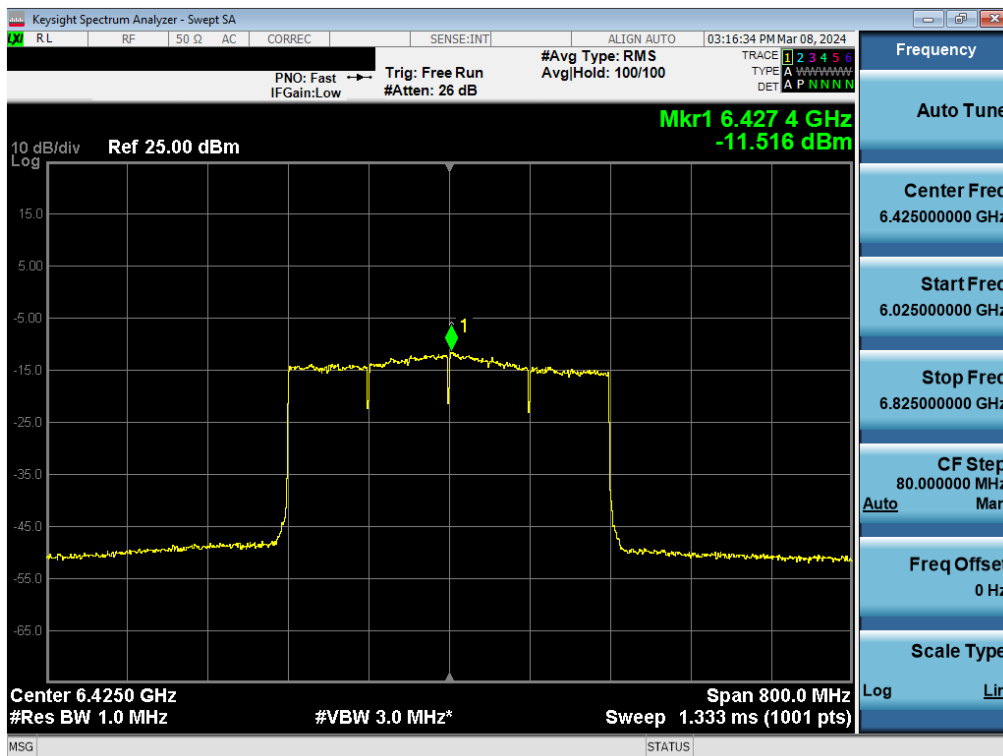


Plot 7-183. Power Spectral Density Plot MIMO ANT2 (80MHz BW 802.11be (Full Tone) (UNII Band 6) – Ch. 103)

FCC ID: C3K2077	MEASUREMENT REPORT		Approved by: Technical Manager
Test Report S/N: 1M2312040120-22-R3.C3K	Test Dates: 12/14/2023 - 05/20/2024	EUT Type: Portable Computing Device	Page 132 of 274

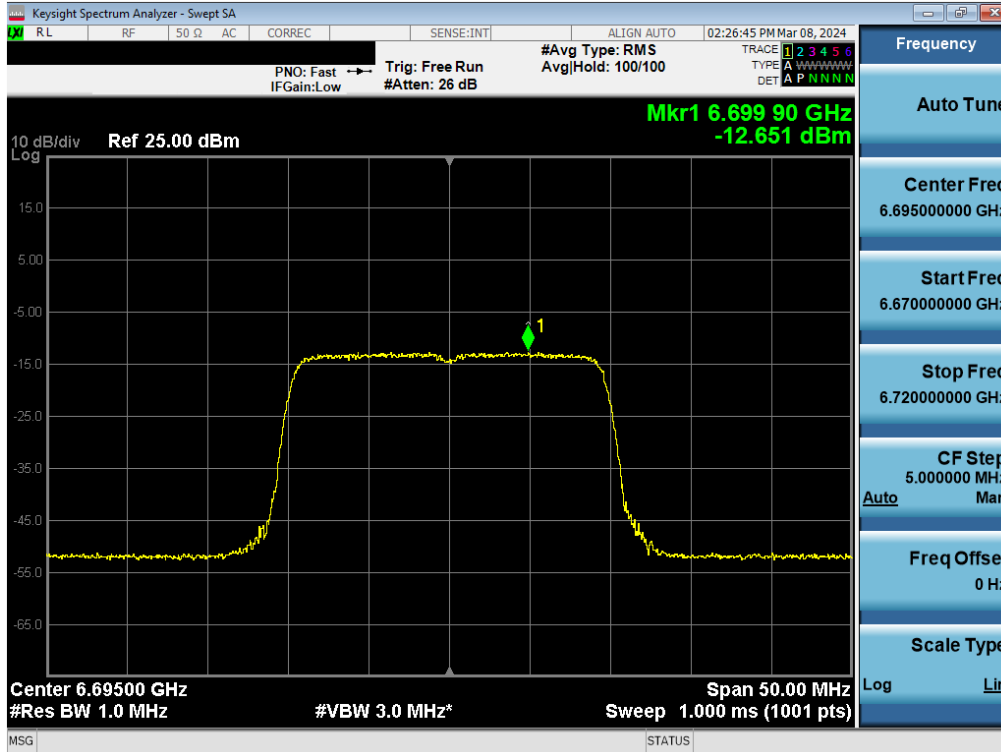


Plot 7-184. Power Spectral Density Plot MIMO ANT2 (160MHz BW 802.11be (Full Tone) (UNII Band 6) – Ch. 111)

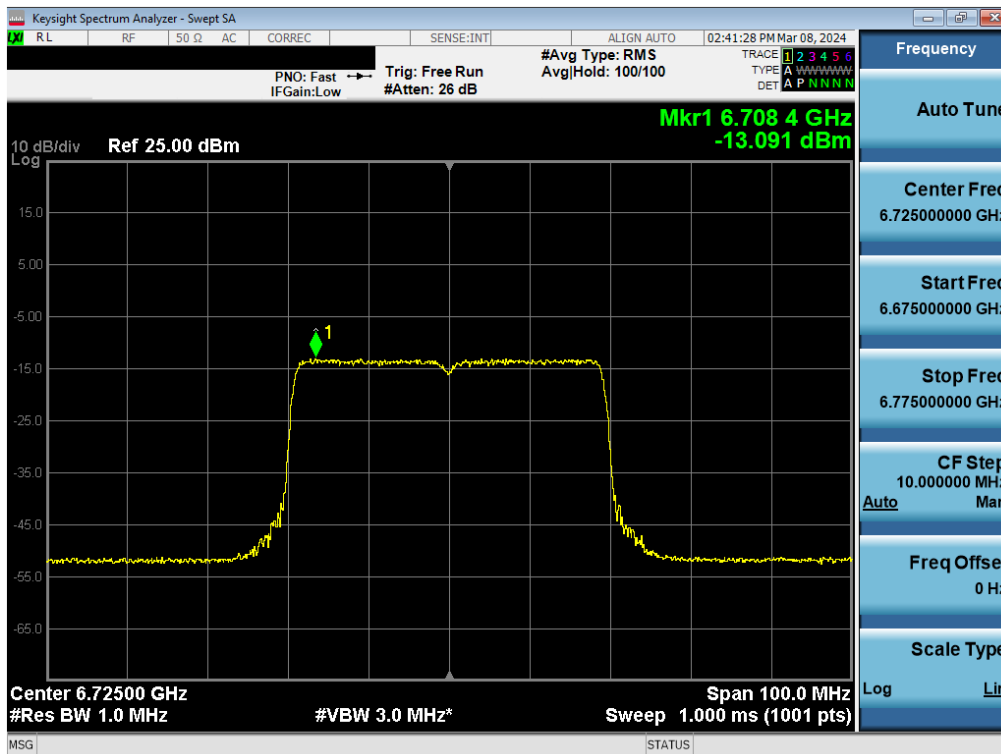


Plot 7-185. Power Spectral Density Plot MIMO ANT2 (320MHz BW 802.11be (Full Tone) (UNII Band 6) – Ch. 95)

FCC ID: C3K2077	MEASUREMENT REPORT		Approved by: Technical Manager
Test Report S/N: 1M2312040120-22-R3.C3K	Test Dates: 12/14/2023 - 05/20/2024	EUT Type: Portable Computing Device	Page 133 of 274



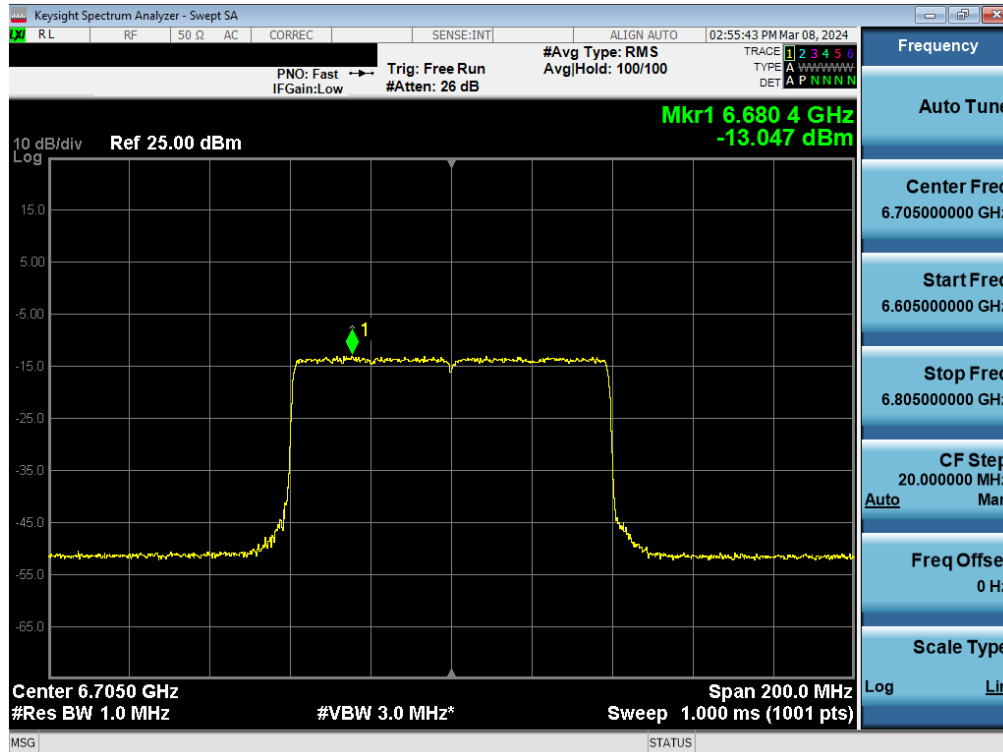
Plot 7-186. Power Spectral Density Plot MIMO ANT2 (20MHz BW 802.11be (Full Tone) (UNII Band 7) – Ch. 149)



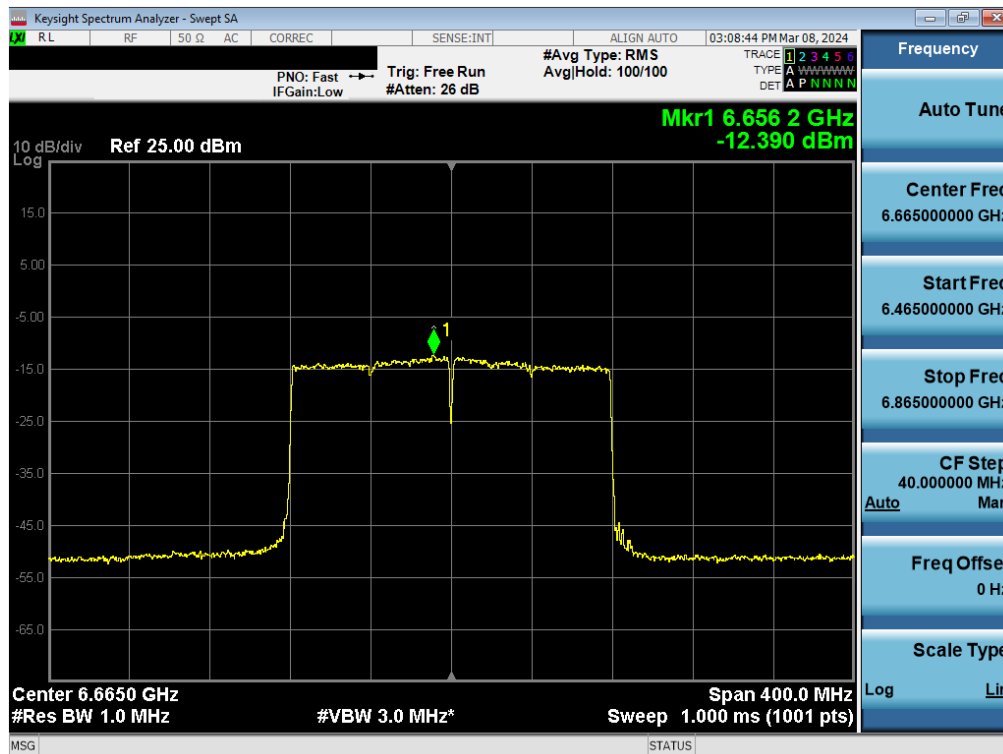
Plot 7-187. Power Spectral Density Plot MIMO ANT2 (40MHz BW 802.11be (Full Tone) (UNII Band 7) – Ch. 155)

FCC ID: C3K2077	MEASUREMENT REPORT		Approved by: Technical Manager
Test Report S/N: 1M2312040120-22-R3.C3K	Test Dates: 12/14/2023 - 05/20/2024	EUT Type: Portable Computing Device	Page 134 of 274



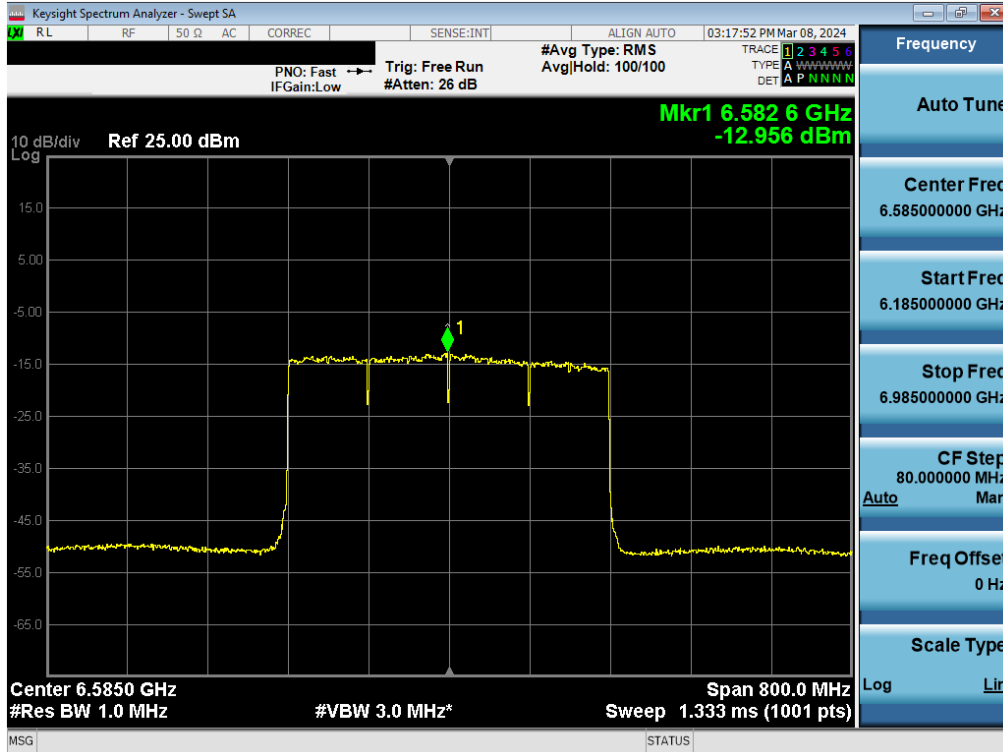


Plot 7-188. Power Spectral Density Plot MIMO ANT2 (80MHz BW 802.11be (Full Tone) (UNII Band 7) – Ch. 151)

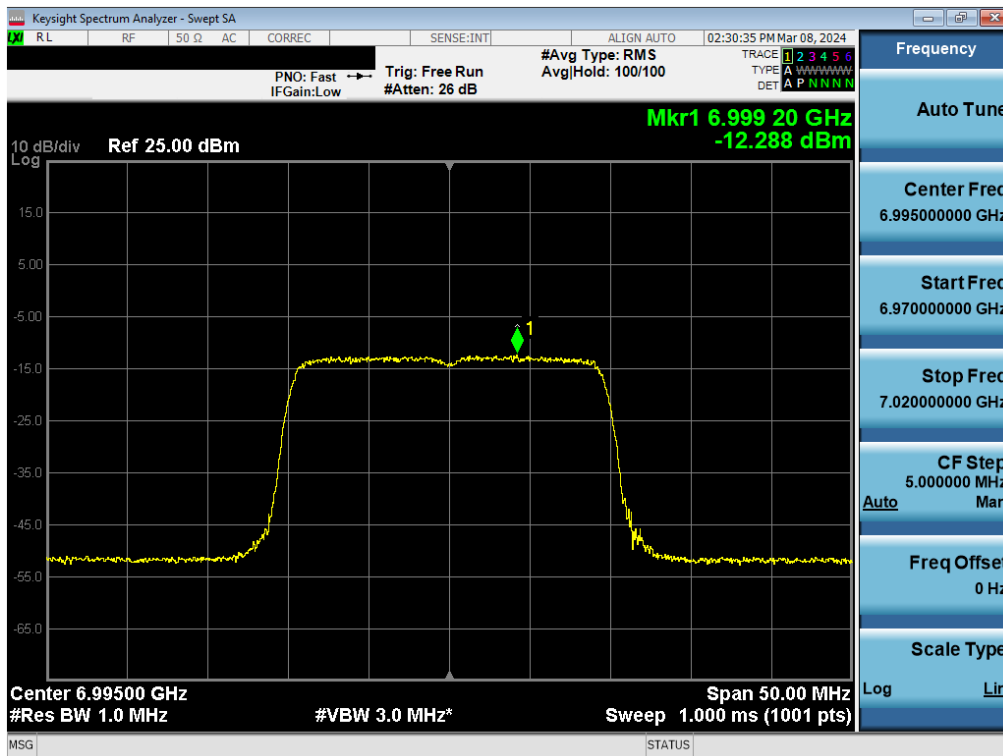


Plot 7-189. Power Spectral Density Plot MIMO ANT2 (160MHz BW 802.11be (Full Tone) (UNII Band 7) – Ch. 143)

FCC ID: C3K2077	MEASUREMENT REPORT		Approved by: Technical Manager
Test Report S/N: 1M2312040120-22-R3.C3K	Test Dates: 12/14/2023 - 05/20/2024	EUT Type: Portable Computing Device	Page 135 of 274

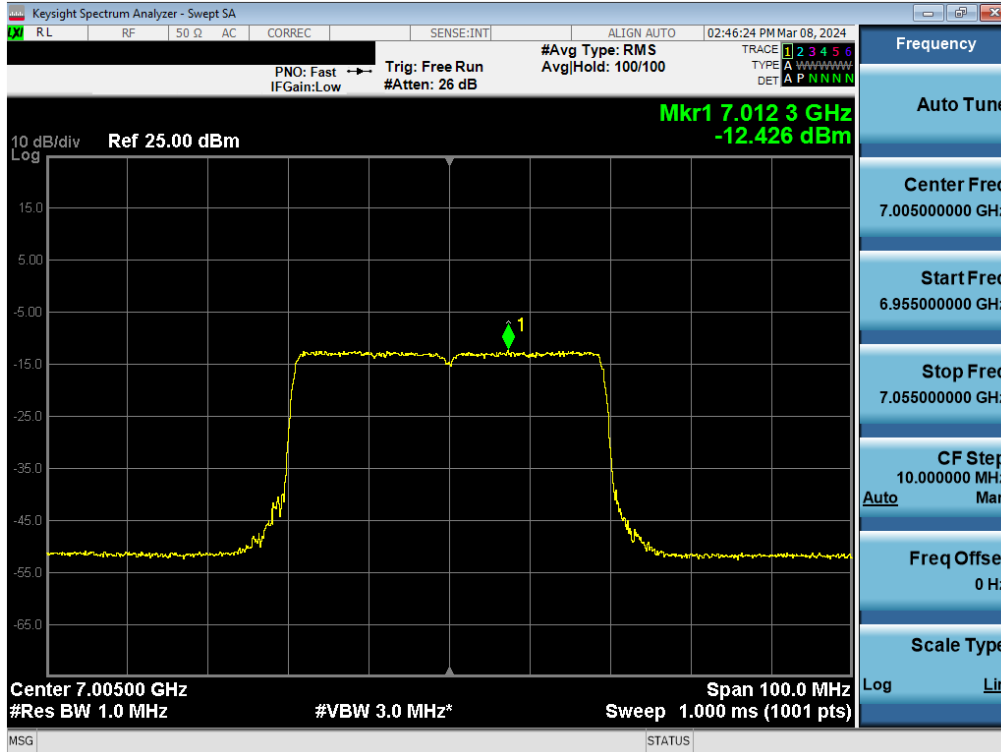


Plot 7-190. Power Spectral Density Plot MIMO ANT2 (320MHz BW 802.11be (Full Tone) (UNII Band 7) – Ch. 127)

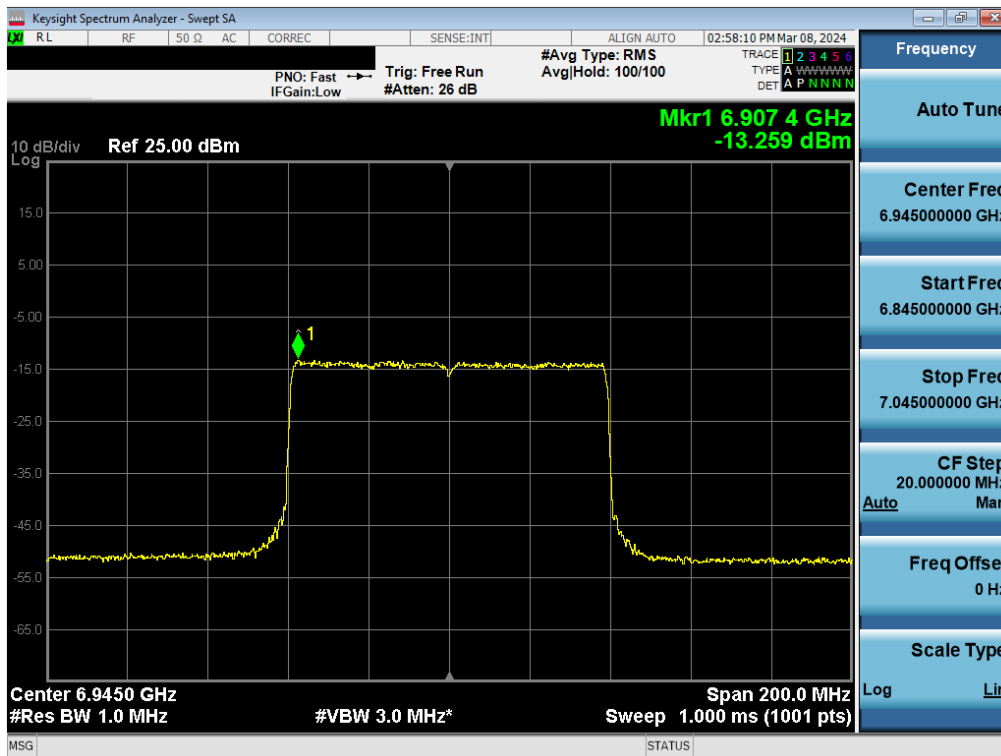


Plot 7-191. Power Spectral Density Plot MIMO ANT2 (20MHz BW 802.11be (Full Tone) (UNII Band 8) – Ch. 209)

FCC ID: C3K2077	MEASUREMENT REPORT		Approved by: Technical Manager
Test Report S/N: 1M2312040120-22-R3.C3K	Test Dates: 12/14/2023 - 05/20/2024	EUT Type: Portable Computing Device	Page 136 of 274

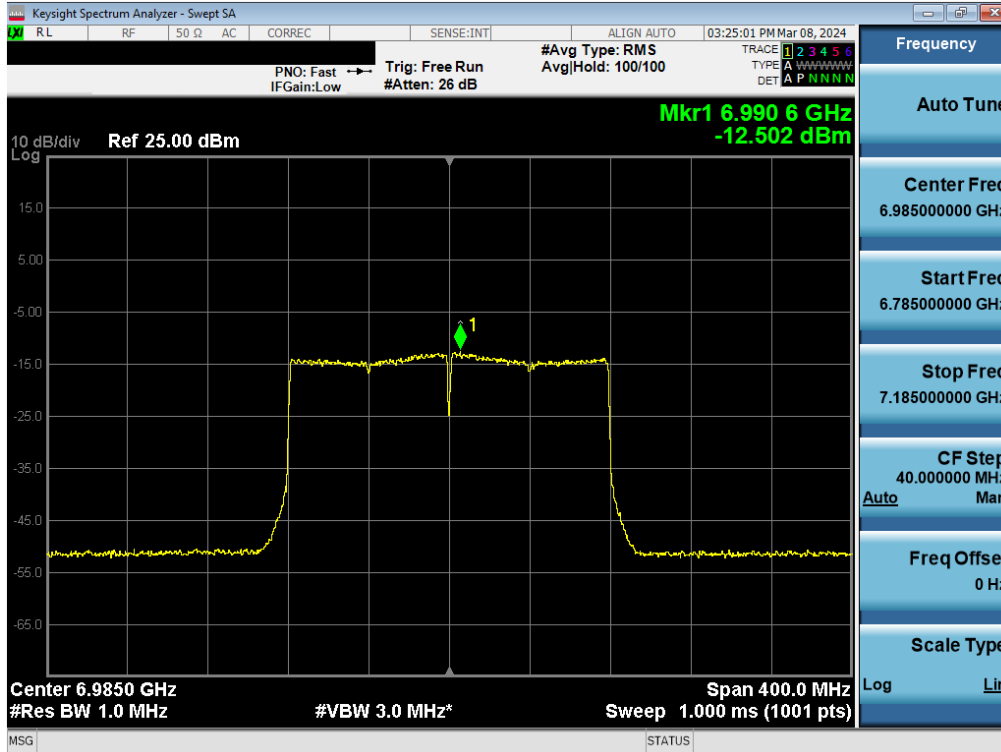


Plot 7-192. Power Spectral Density Plot MIMO ANT2 (40MHz BW 802.11be (Full Tone) (UNII Band 8) – Ch. 211)

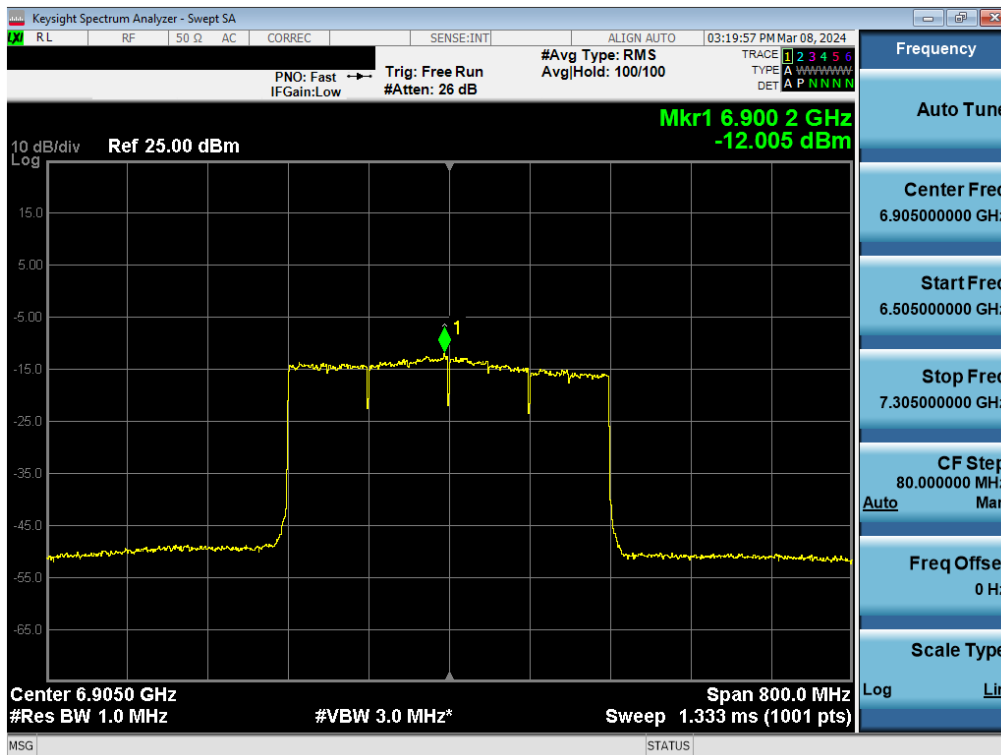


Plot 7-193. Power Spectral Density Plot MIMO ANT2 (80MHz BW 802.11be (Full Tone) (UNII Band 8) – Ch. 199)

FCC ID: C3K2077	MEASUREMENT REPORT		Approved by: Technical Manager
Test Report S/N: 1M2312040120-22-R3.C3K	Test Dates: 12/14/2023 - 05/20/2024	EUT Type: Portable Computing Device	Page 137 of 274

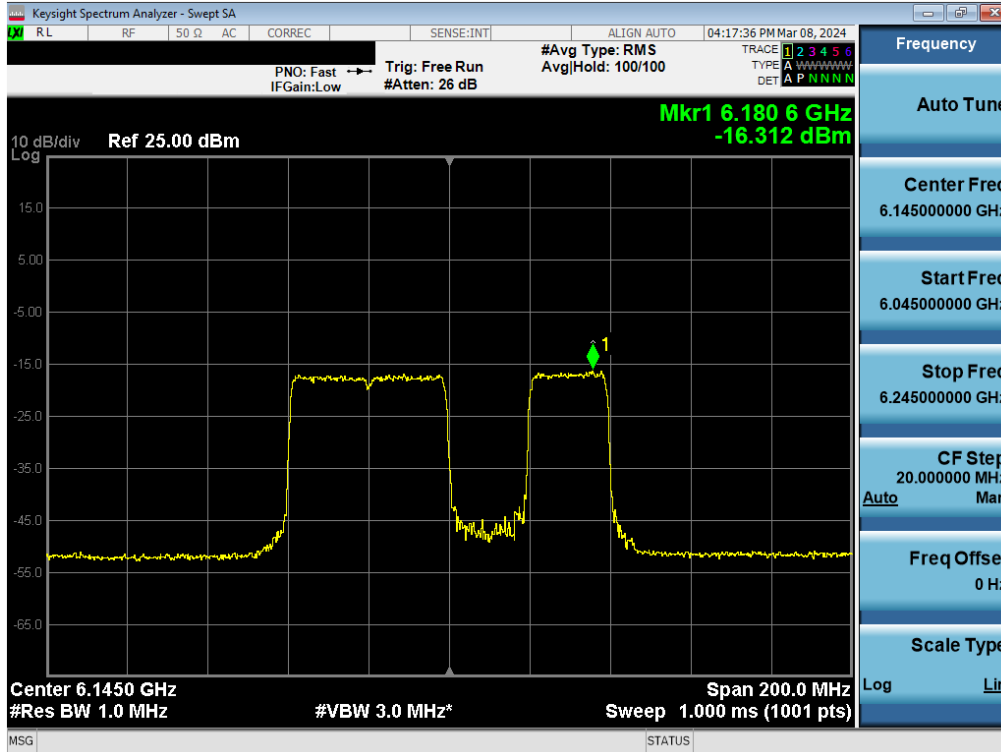


Plot 7-194. Power Spectral Density Plot MIMO ANT2 (160MHz BW 802.11be (Full Tone) (UNII Band 8) – Ch. 207)

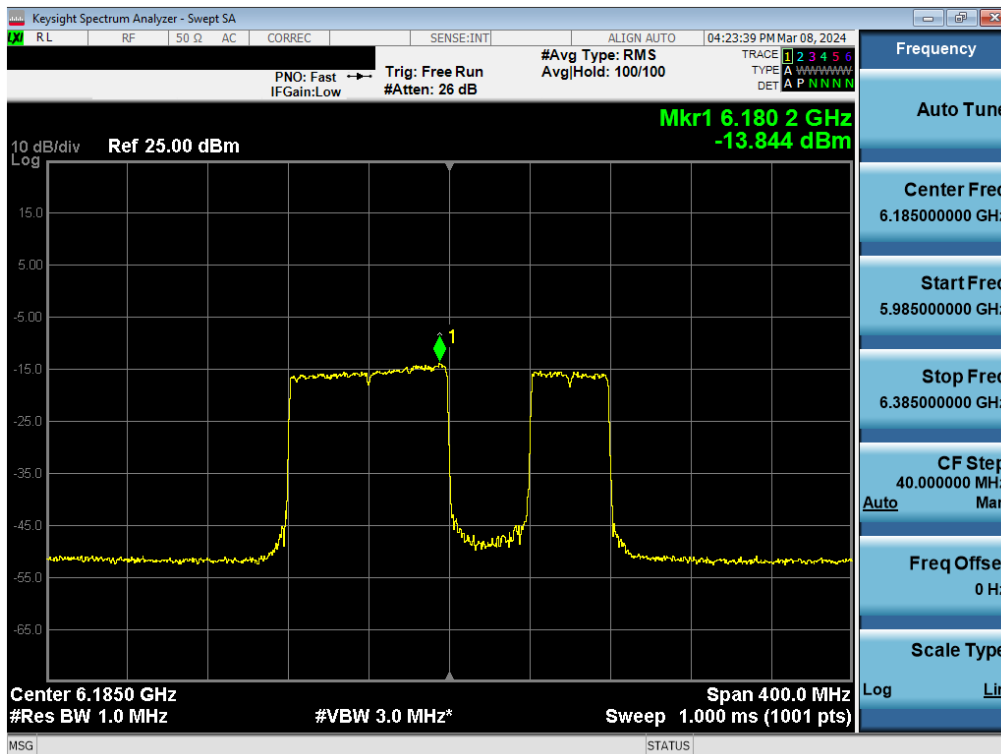


Plot 7-195. Power Spectral Density Plot MIMO ANT2 (320MHz BW 802.11be (Full Tone) (UNII Band 8) – Ch. 191)

FCC ID: C3K2077	MEASUREMENT REPORT		Approved by: Technical Manager
Test Report S/N: 1M2312040120-22-R3.C3K	Test Dates: 12/14/2023 - 05/20/2024	EUT Type: Portable Computing Device	Page 138 of 274

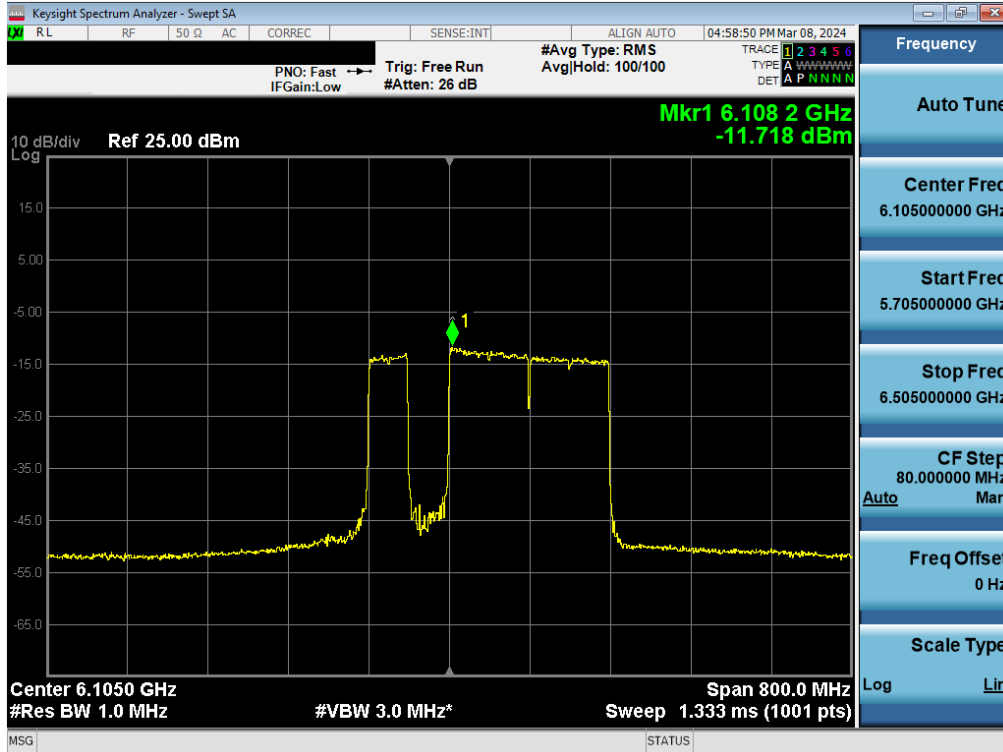


Plot 7-196. Power Spectral Density Plot MIMO ANT2 (80MHz BW 802.11be (484+242 Tone) (UNII Band 5) – Ch. 39)

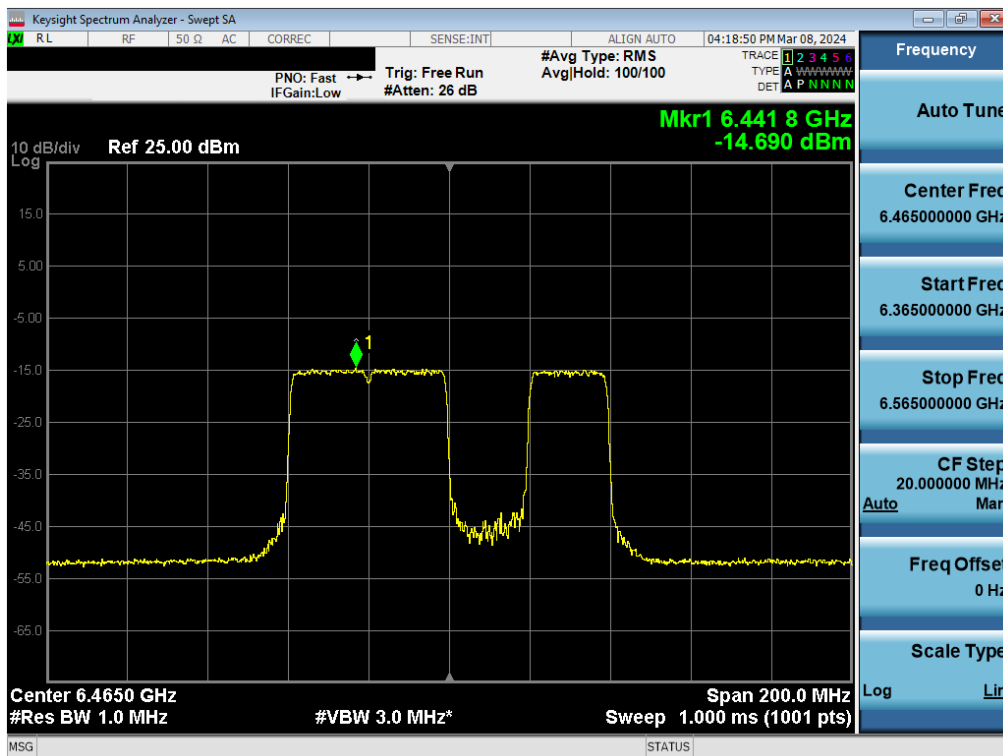


Plot 7-197. Power Spectral Density Plot MIMO ANT2 (160MHz BW 802.11be (996+484 Tone) (UNII Band 5) – Ch. 47)

FCC ID: C3K2077	MEASUREMENT REPORT		Approved by: Technical Manager
Test Report S/N: 1M2312040120-22-R3.C3K	Test Dates: 12/14/2023 - 05/20/2024	EUT Type: Portable Computing Device	Page 139 of 274

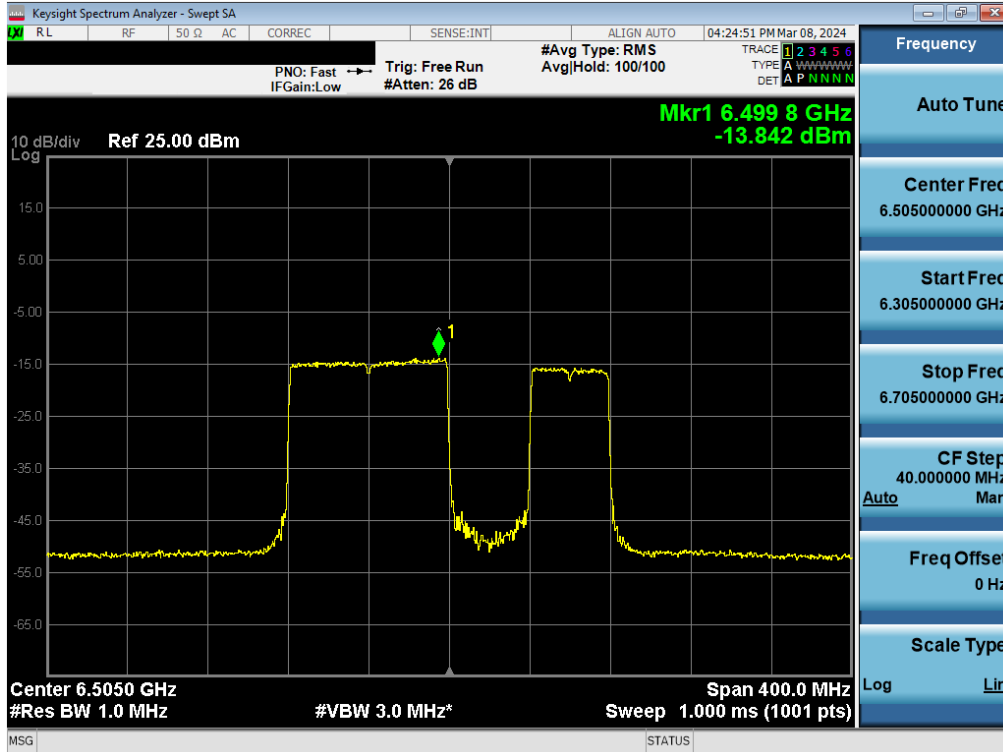


Plot 7-198. Power Spectral Density Plot MIMO ANT2 (320MHz BW 802.11be (2\*996+484 Tone) (UNII Band 5) – Ch. 31)

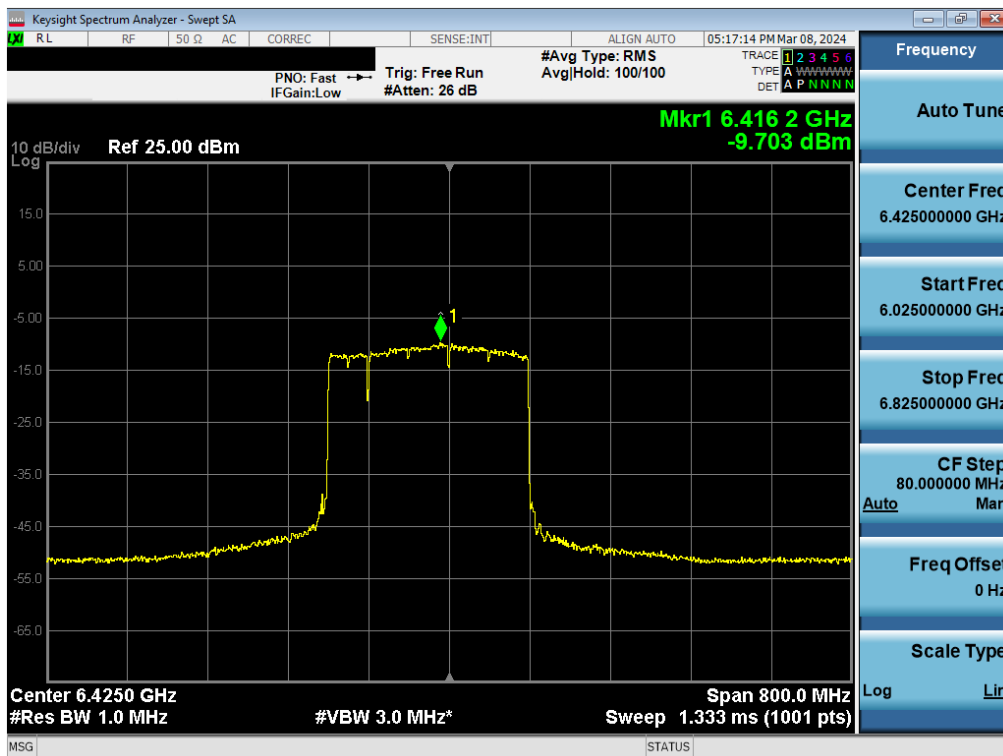


Plot 7-199. Power Spectral Density Plot MIMO ANT2 (80MHz BW 802.11be (484+242 Tone) (UNII Band 6) – Ch. 103)

FCC ID: C3K2077	MEASUREMENT REPORT		Approved by: Technical Manager
Test Report S/N: 1M2312040120-22-R3.C3K	Test Dates: 12/14/2023 - 05/20/2024	EUT Type: Portable Computing Device	Page 140 of 274

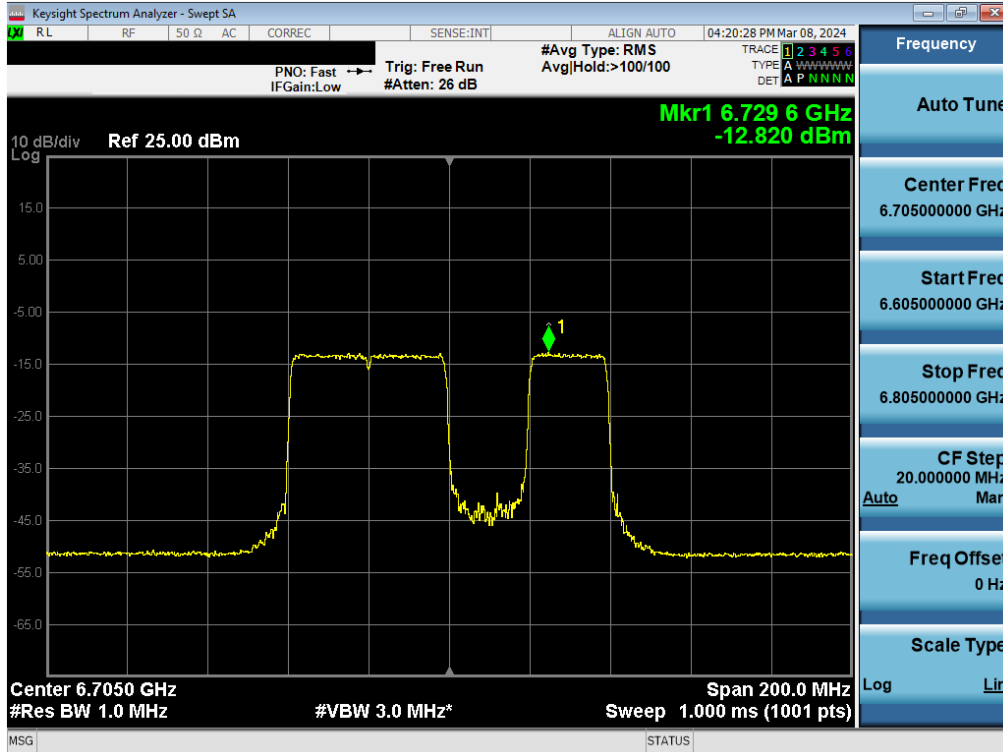


Plot 7-200. Power Spectral Density Plot MIMO ANT2 (160MHz BW 802.11be (996+484 Tone) (UNII Band 6) – Ch. 111)

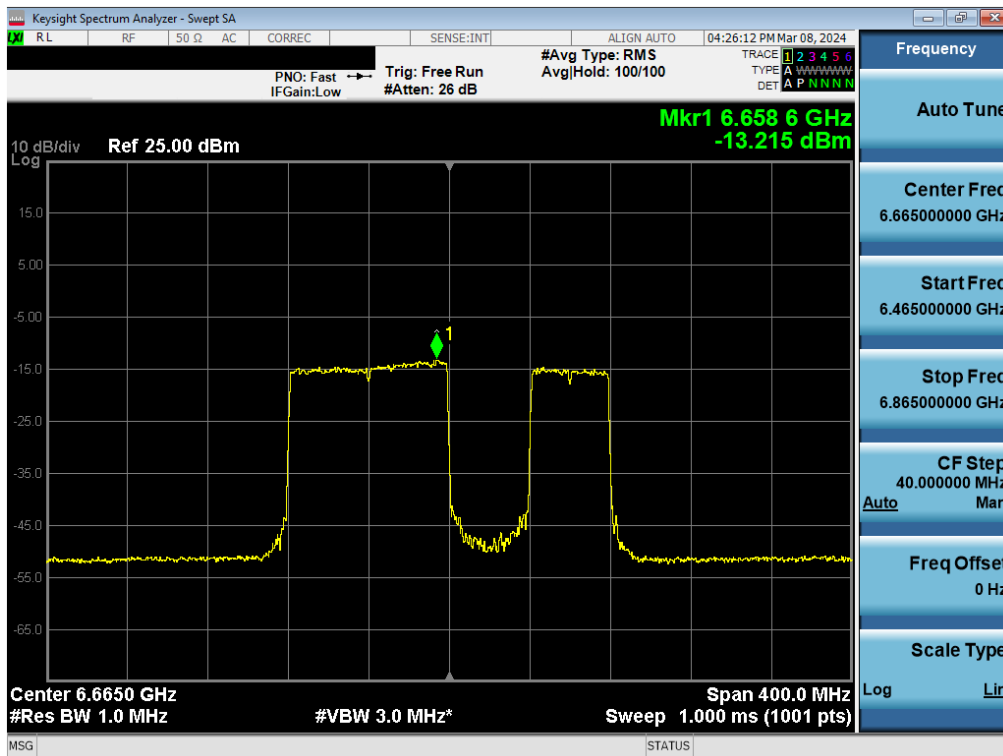


Plot 7-201. Power Spectral Density Plot MIMO ANT2 (320MHz BW 802.11be (2\*996+484 Tone) (UNII Band 6) – Ch. 95)

FCC ID: C3K2077	MEASUREMENT REPORT		Approved by: Technical Manager
Test Report S/N: 1M2312040120-22-R3.C3K	Test Dates: 12/14/2023 - 05/20/2024	EUT Type: Portable Computing Device	Page 141 of 274



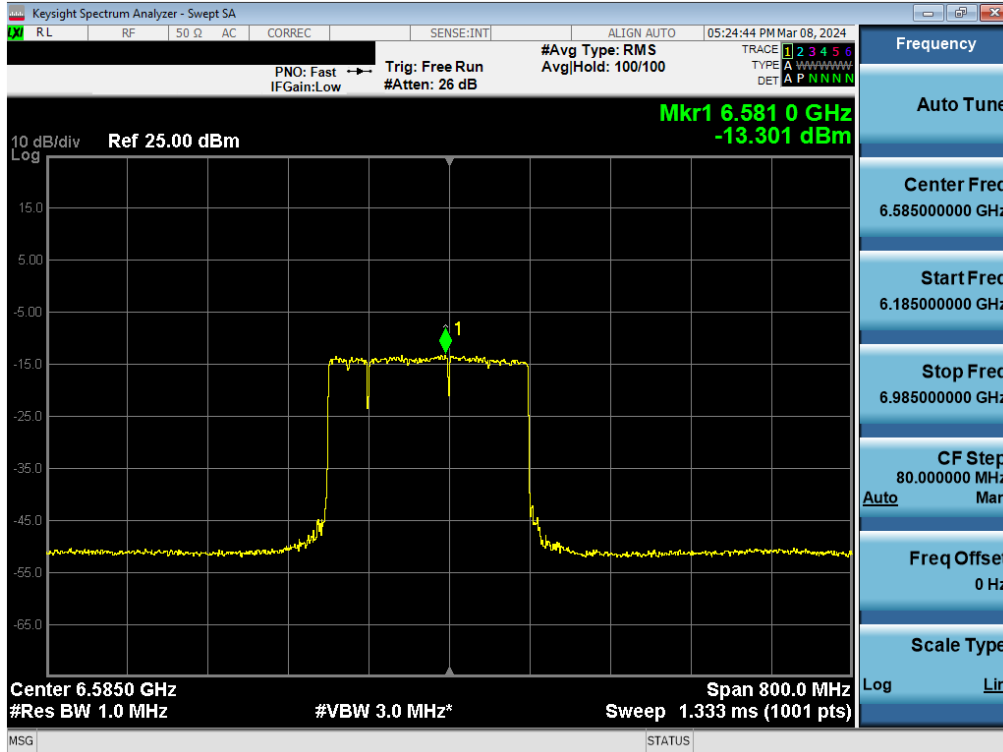
Plot 7-202. Power Spectral Density Plot MIMO ANT2 (80MHz BW 802.11be (484+242 Tone) (UNII Band 7) – Ch. 151)



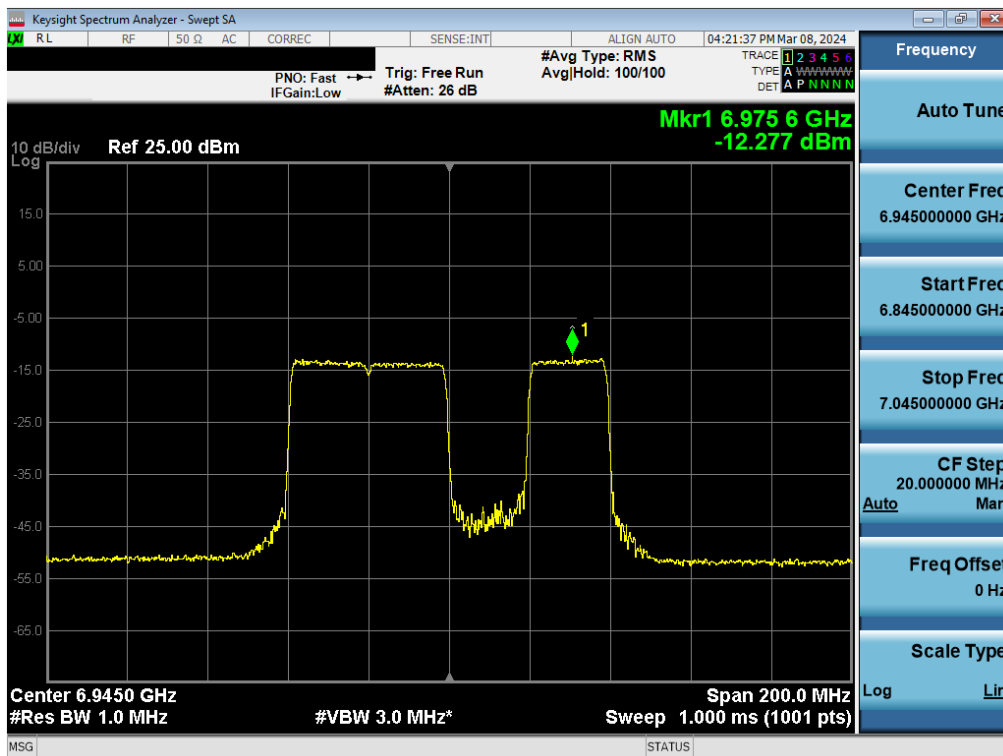
Plot 7-203. Power Spectral Density Plot MIMO ANT2 (160MHz BW 802.11be (996+484 Tone) (UNII Band 7) – Ch. 143)

FCC ID: C3K2077	MEASUREMENT REPORT		Approved by: Technical Manager
Test Report S/N: 1M2312040120-22-R3.C3K	Test Dates: 12/14/2023 - 05/20/2024	EUT Type: Portable Computing Device	Page 142 of 274



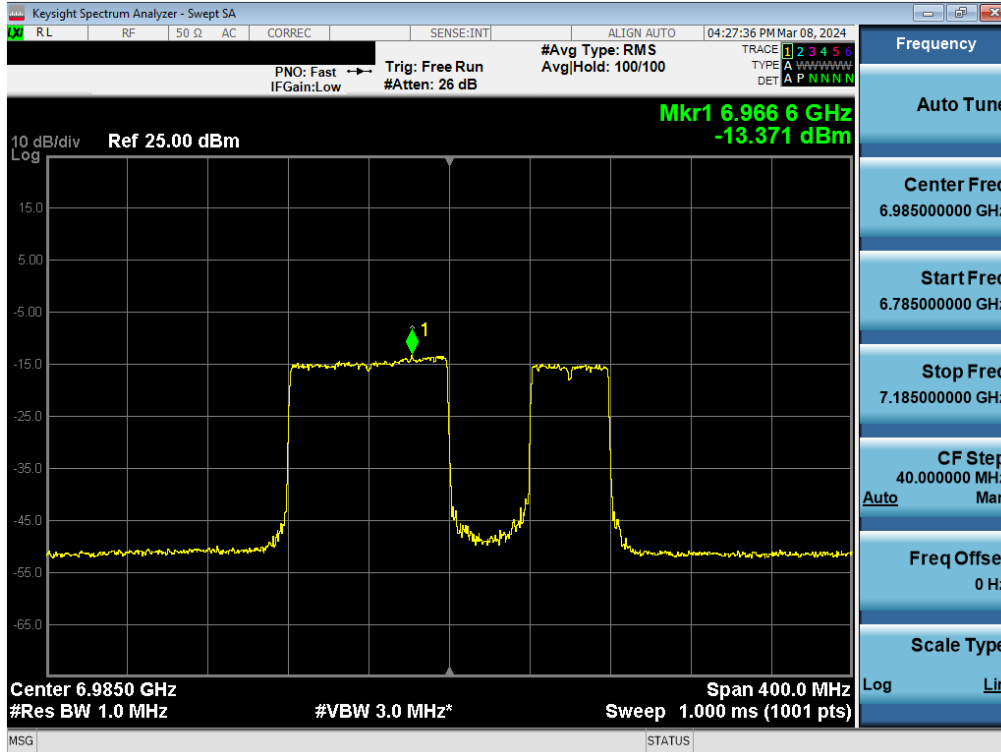


Plot 7-204. Power Spectral Density Plot MIMO ANT2 (320MHz BW 802.11be (2\*996+484 Tone) (UNII Band 7) – Ch. 127)

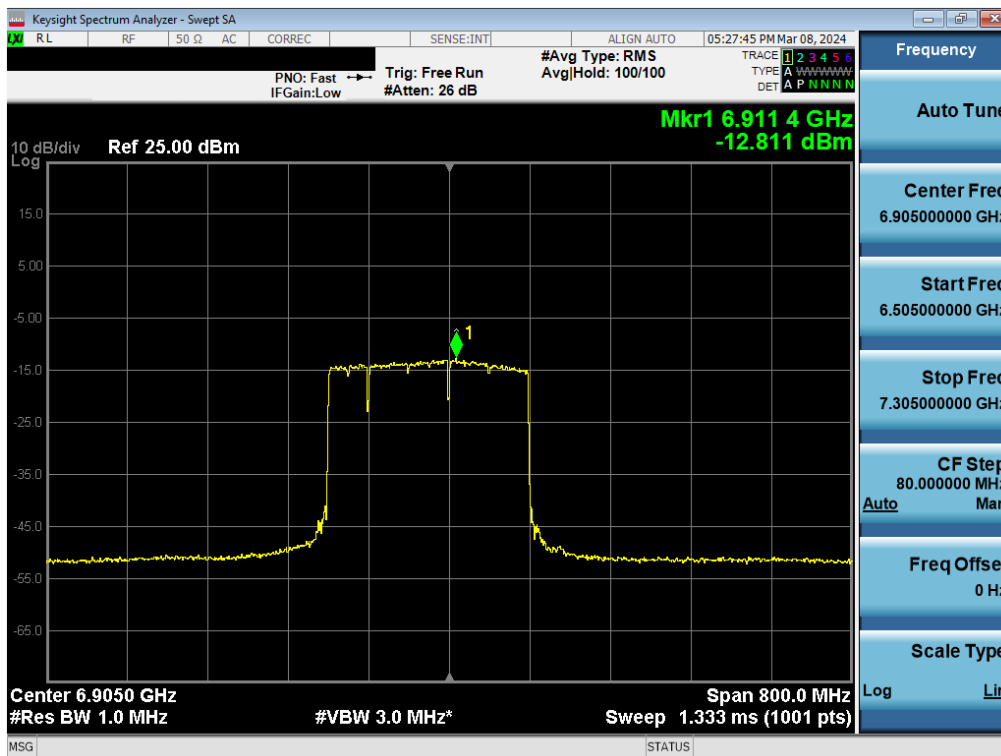


Plot 7-205. Power Spectral Density Plot MIMO ANT2 (80MHz BW 802.11be (484+242 Tone) (UNII Band 8) – Ch. 199)

FCC ID: C3K2077	MEASUREMENT REPORT		Approved by: Technical Manager
Test Report S/N: 1M2312040120-22-R3.C3K	Test Dates: 12/14/2023 - 05/20/2024	EUT Type: Portable Computing Device	Page 143 of 274

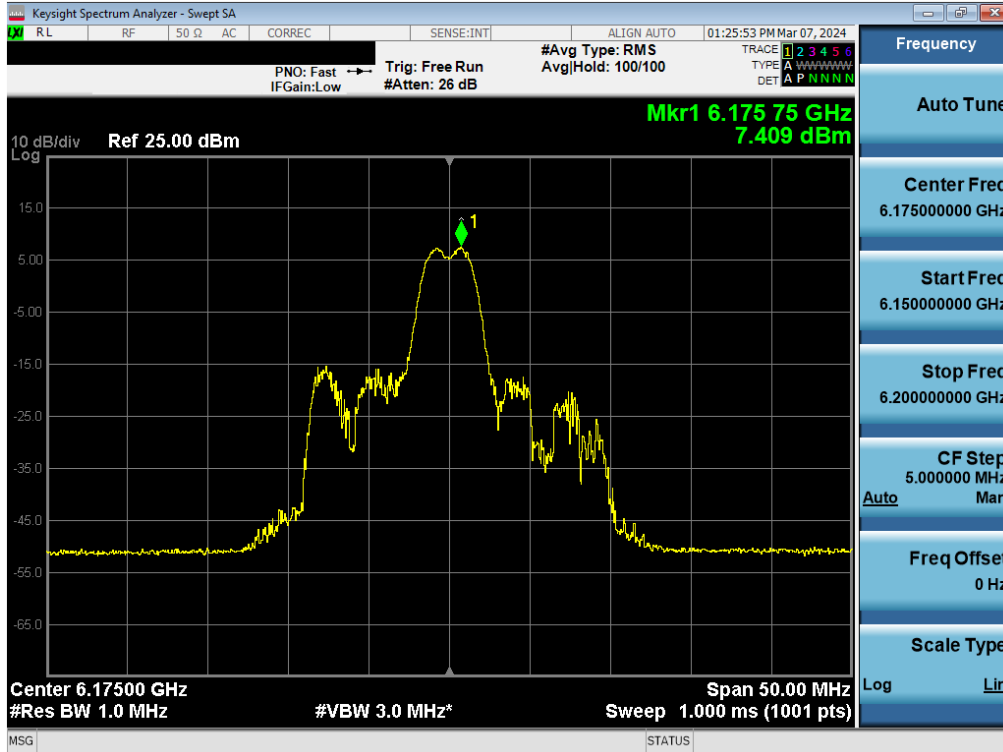


Plot 7-206. Power Spectral Density Plot MIMO ANT2 (160MHz BW 802.11be (996+484 Tone) (UNII Band 8) – Ch. 207)

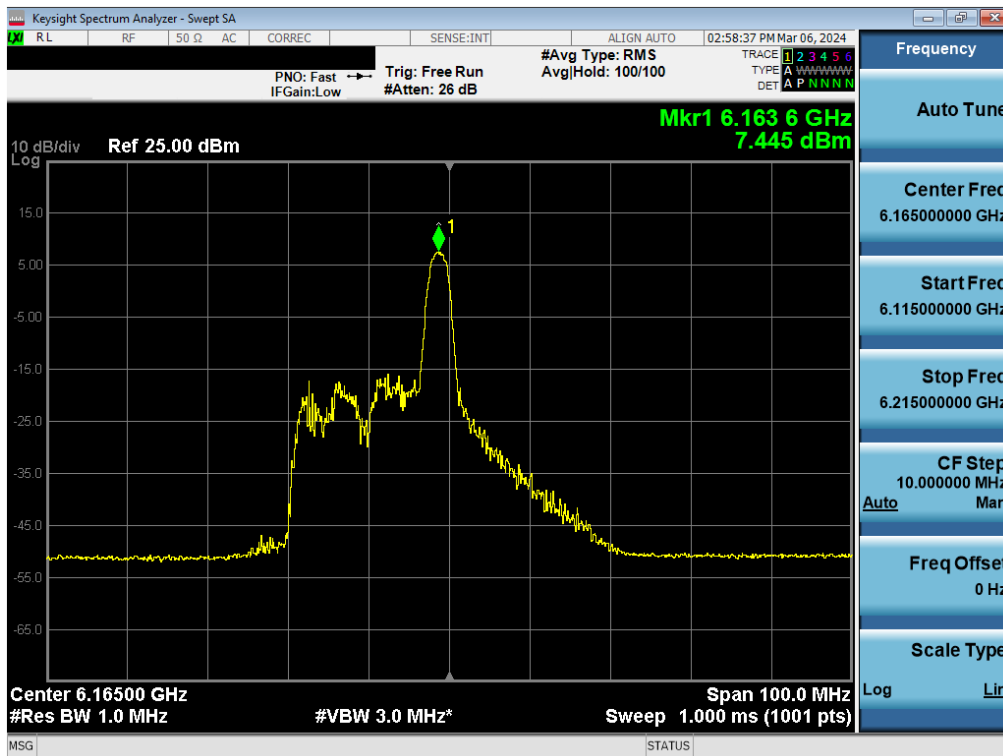


Plot 7-207. Power Spectral Density Plot MIMO ANT2 (320MHz BW 802.11be (2\*996+484 Tone) (UNII Band 8) – Ch. 191)

FCC ID: C3K2077	MEASUREMENT REPORT		Approved by: Technical Manager
Test Report S/N: 1M2312040120-22-R3.C3K	Test Dates: 12/14/2023 - 05/20/2024	EUT Type: Portable Computing Device	Page 144 of 274

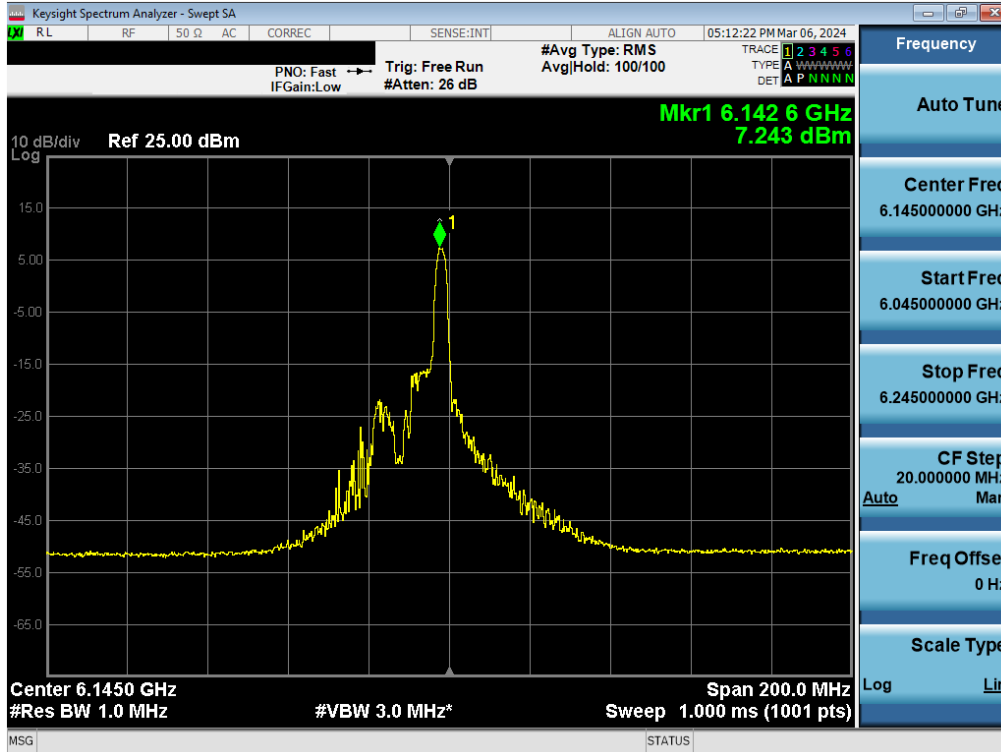


Plot 7-208. Power Spectral Density Plot MIMO ANT2 (20MHz BW 802.11be (26 Tones) (UNII Band 5) – Ch. 45) - SP

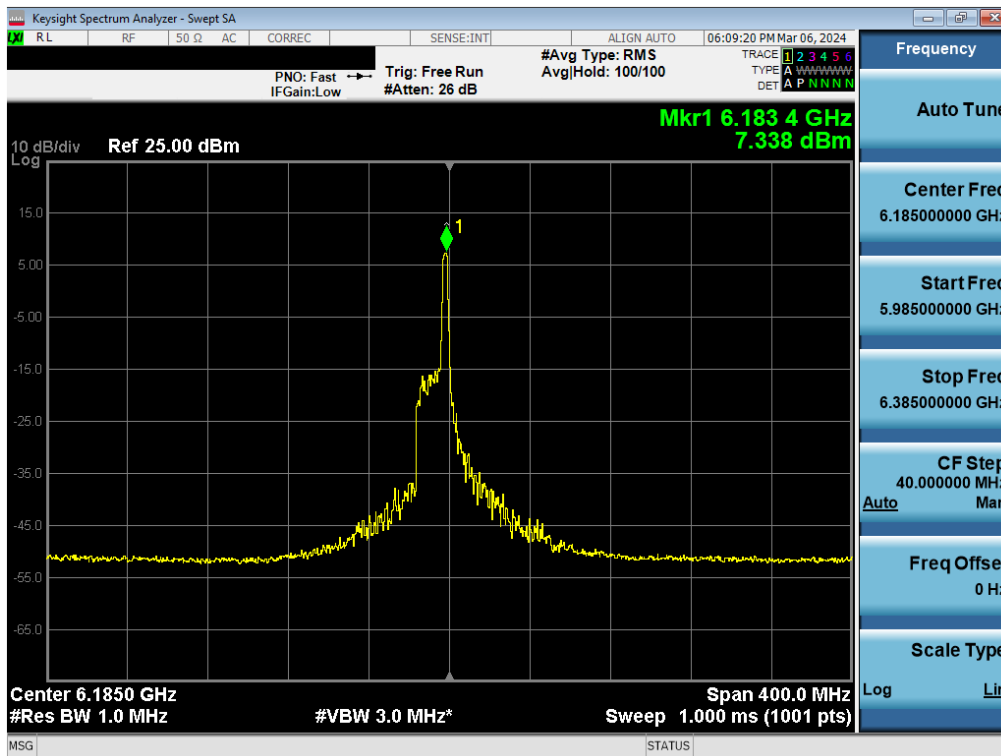


Plot 7-209. Power Spectral Density Plot MIMO ANT2 (40MHz BW 802.11be (26 Tones) (UNII Band 5) – Ch. 43) - SP

FCC ID: C3K2077	MEASUREMENT REPORT		Approved by: Technical Manager
Test Report S/N: 1M2312040120-22-R3.C3K	Test Dates: 12/14/2023 - 05/20/2024	EUT Type: Portable Computing Device	Page 145 of 274

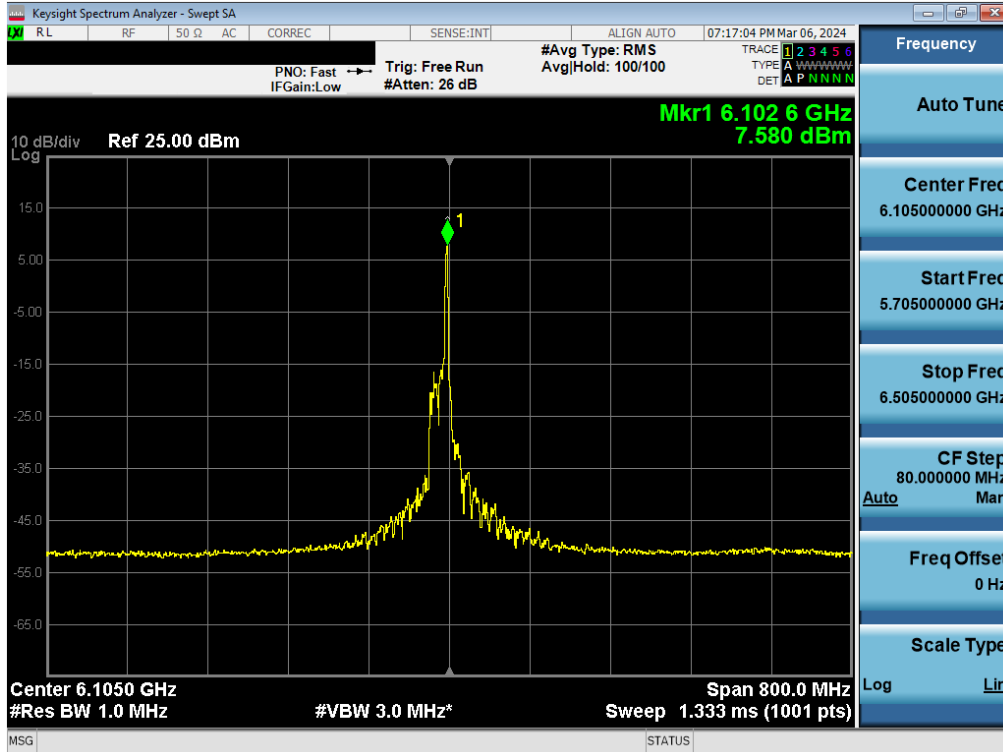


Plot 7-210. Power Spectral Density Plot MIMO ANT2 (80MHz BW 802.11be (26 Tones) (UNII Band 5) – Ch. 39) - SP

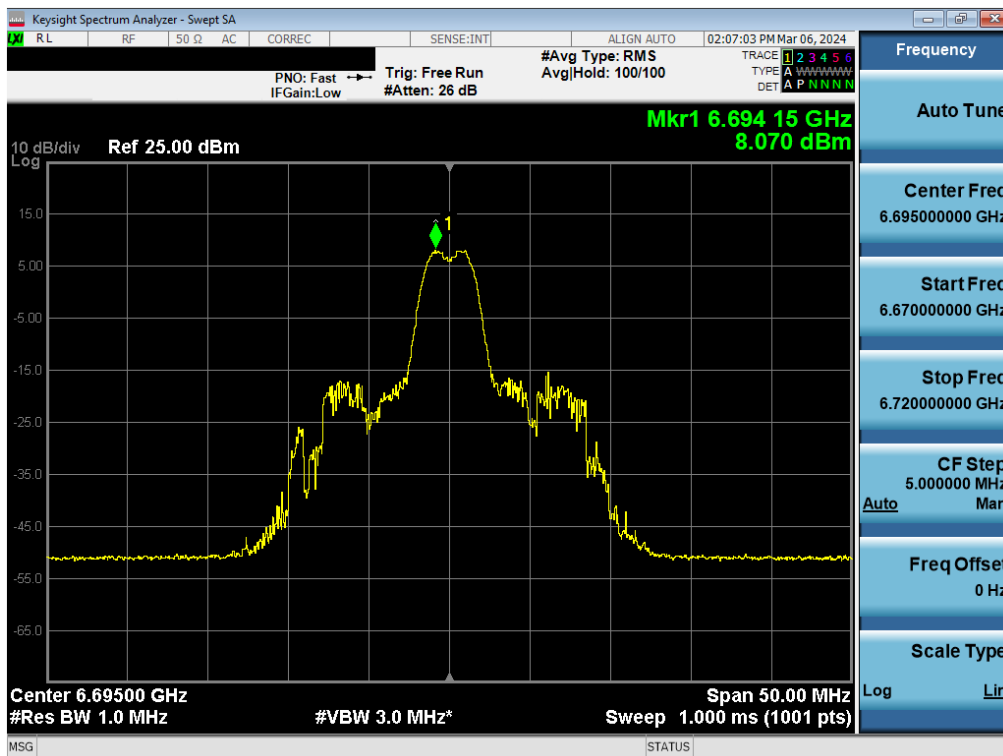


Plot 7-211. Power Spectral Density Plot MIMO ANT2 (160MHz BW 802.11be (26 Tones) (UNII Band 5) – Ch. 47) - SP

FCC ID: C3K2077	MEASUREMENT REPORT		Approved by: Technical Manager
Test Report S/N: 1M2312040120-22-R3.C3K	Test Dates: 12/14/2023 - 05/20/2024	EUT Type: Portable Computing Device	Page 146 of 274

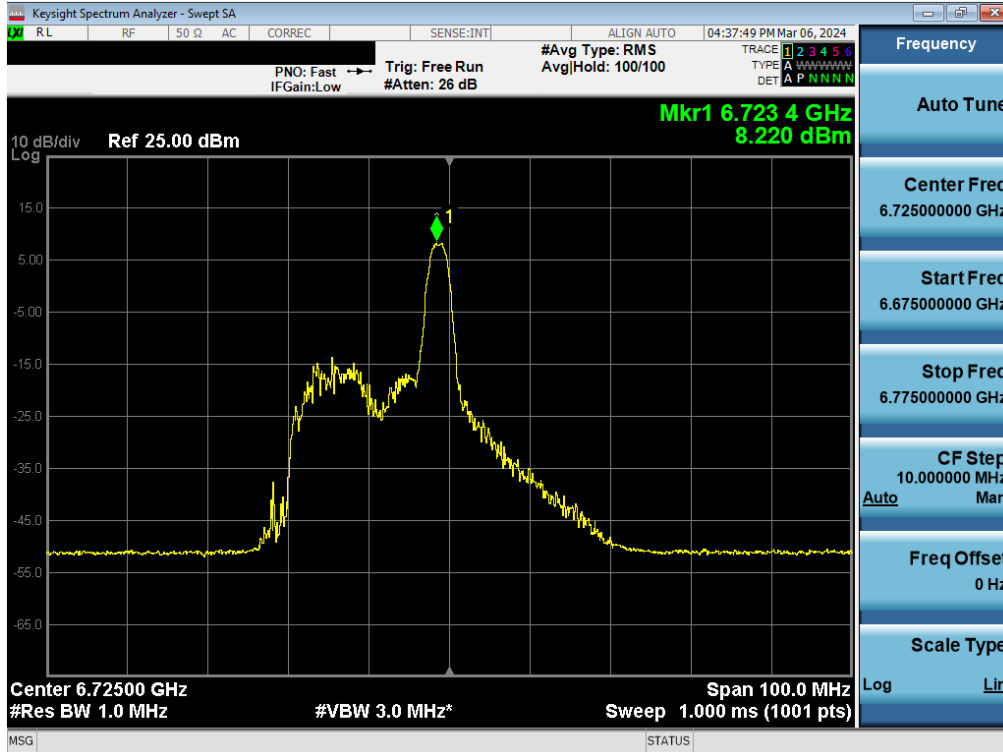


Plot 7-212. Power Spectral Density Plot MIMO ANT2 (320MHz BW 802.11be (26 Tones) (UNII Band 5) – Ch. 31) – SP

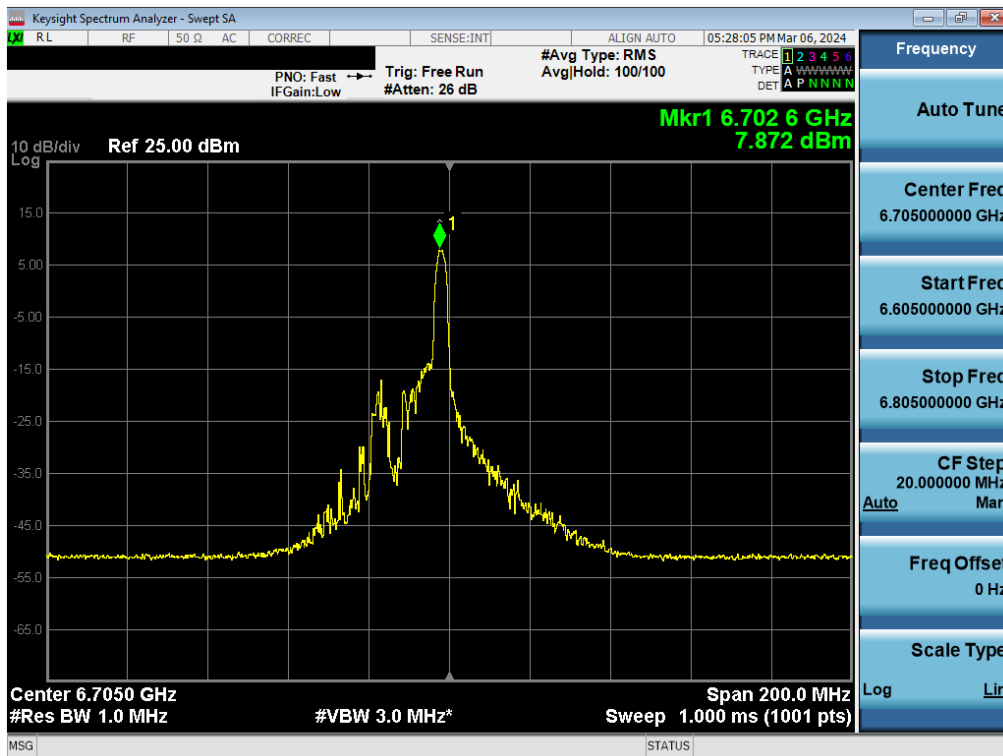


Plot 7-213. Power Spectral Density Plot MIMO ANT2 (20MHz BW 802.11be (26 Tone) (UNII Band 7) – Ch. 149) – SP

FCC ID: C3K2077	MEASUREMENT REPORT		Approved by: Technical Manager
Test Report S/N: 1M2312040120-22-R3.C3K	Test Dates: 12/14/2023 - 05/20/2024	EUT Type: Portable Computing Device	Page 147 of 274

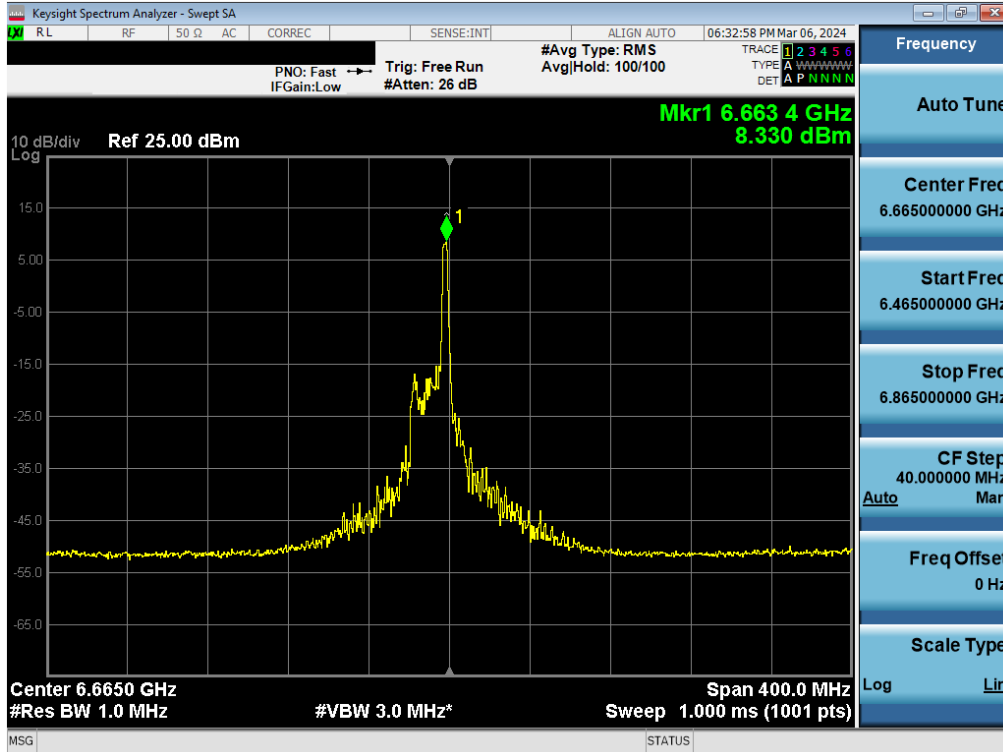


Plot 7-214. Power Spectral Density Plot MIMO ANT2 (40MHz BW 802.11be (26 Tone) (UNII Band 7) – Ch. 155) – SP

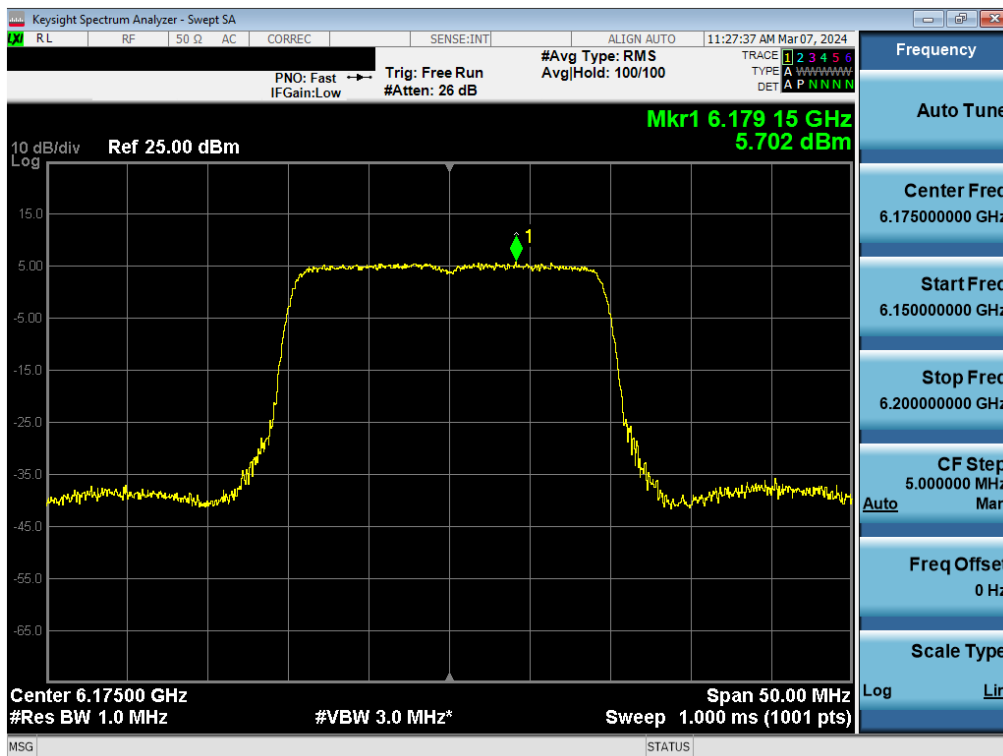


Plot 7-215. Power Spectral Density Plot MIMO ANT2 (80MHz BW 802.11be (26 Tone) (UNII Band 7) – Ch. 151) – SP

FCC ID: C3K2077	MEASUREMENT REPORT		Approved by: Technical Manager
Test Report S/N: 1M2312040120-22-R3.C3K	Test Dates: 12/14/2023 - 05/20/2024	EUT Type: Portable Computing Device	Page 148 of 274

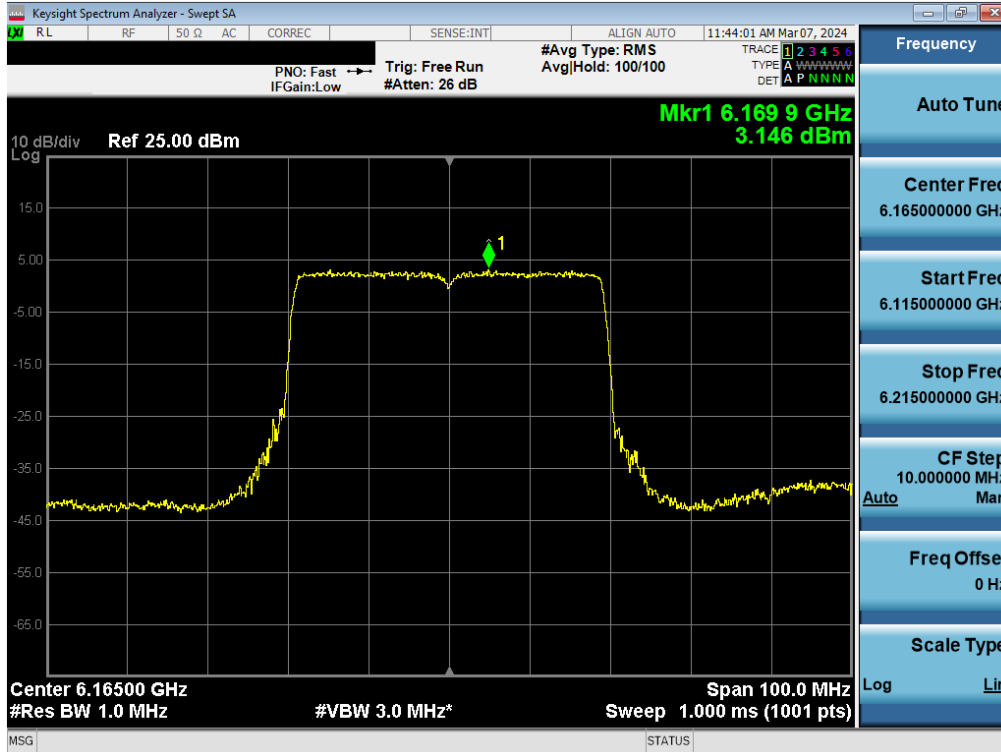


Plot 7-216. Power Spectral Density Plot MIMO ANT2 (160MHz BW 802.11be (26 Tone) (UNII Band 7) – Ch. 143) – SP

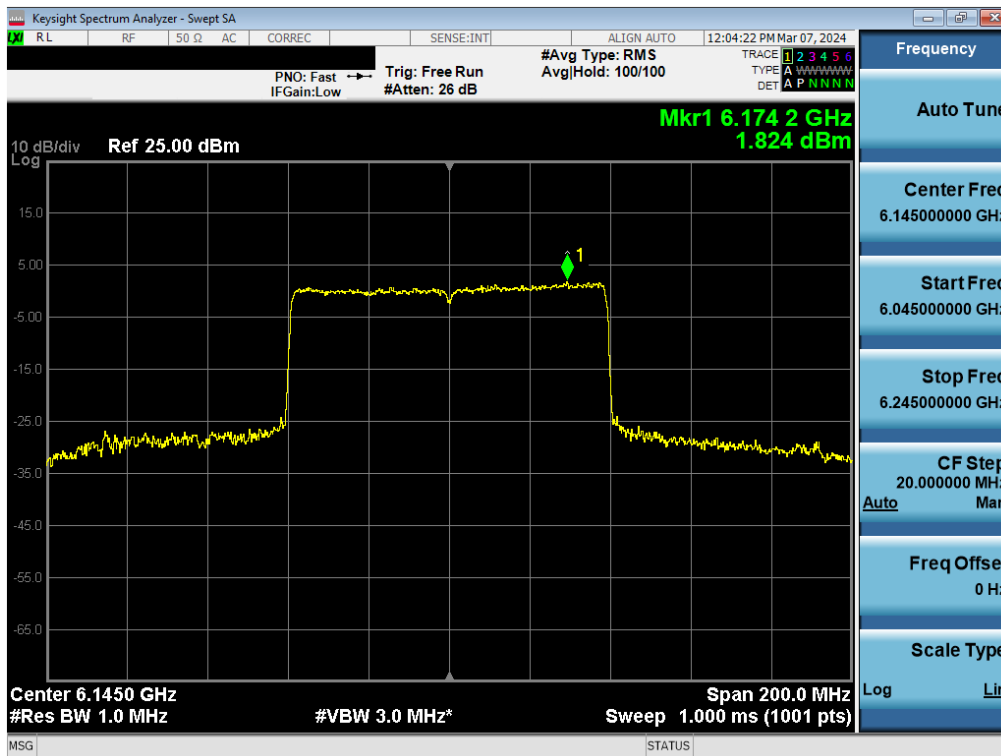


Plot 7-217. Power Spectral Density Plot MIMO ANT2 (20MHz BW 802.11be (Full Tones) (UNII Band 5) – Ch. 45) - SP

FCC ID: C3K2077	MEASUREMENT REPORT		Approved by: Technical Manager
Test Report S/N: 1M2312040120-22-R3.C3K	Test Dates: 12/14/2023 - 05/20/2024	EUT Type: Portable Computing Device	Page 149 of 274



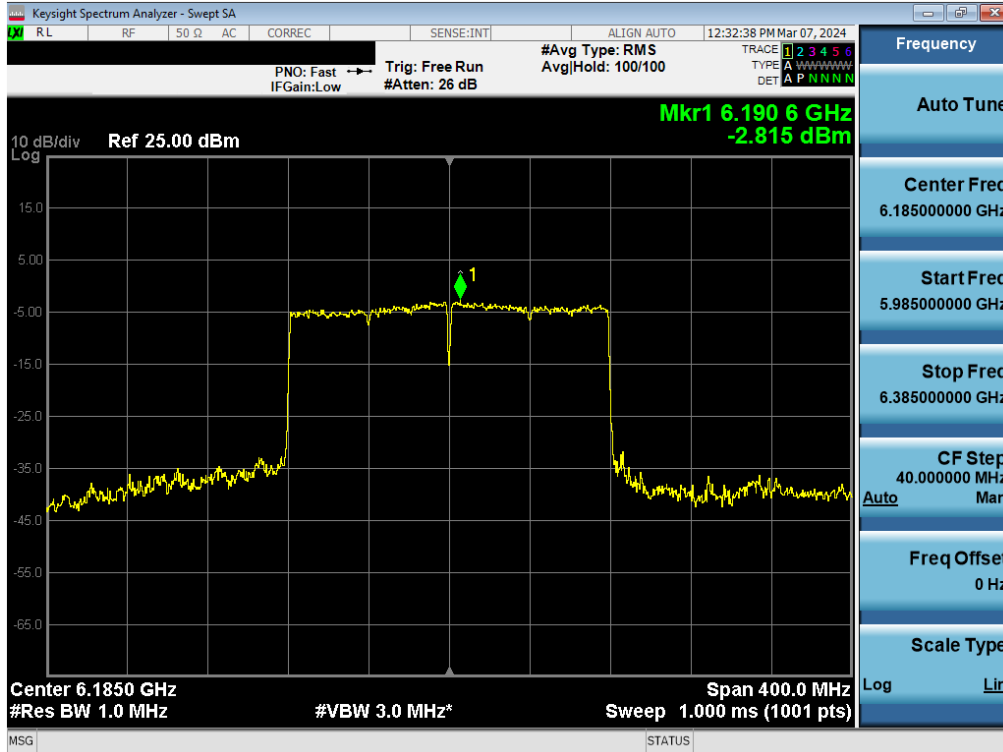
Plot 7-218. Power Spectral Density Plot MIMO ANT2 (40MHz BW 802.11be (Full Tones) (UNII Band 5) – Ch. 43) - SP



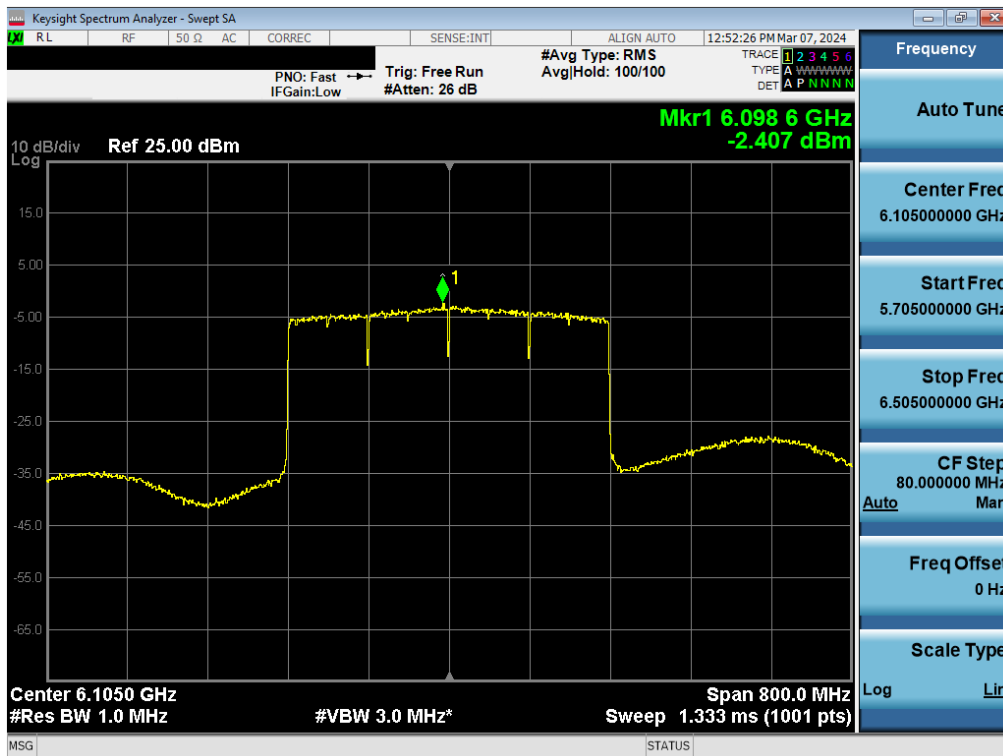
Plot 7-219. Power Spectral Density Plot MIMO ANT2 (80MHz BW 802.11be (Full Tones) (UNII Band 5) – Ch. 39) - SP

FCC ID: C3K2077	MEASUREMENT REPORT		Approved by: Technical Manager
Test Report S/N: 1M2312040120-22-R3.C3K	Test Dates: 12/14/2023 - 05/20/2024	EUT Type: Portable Computing Device	Page 150 of 274



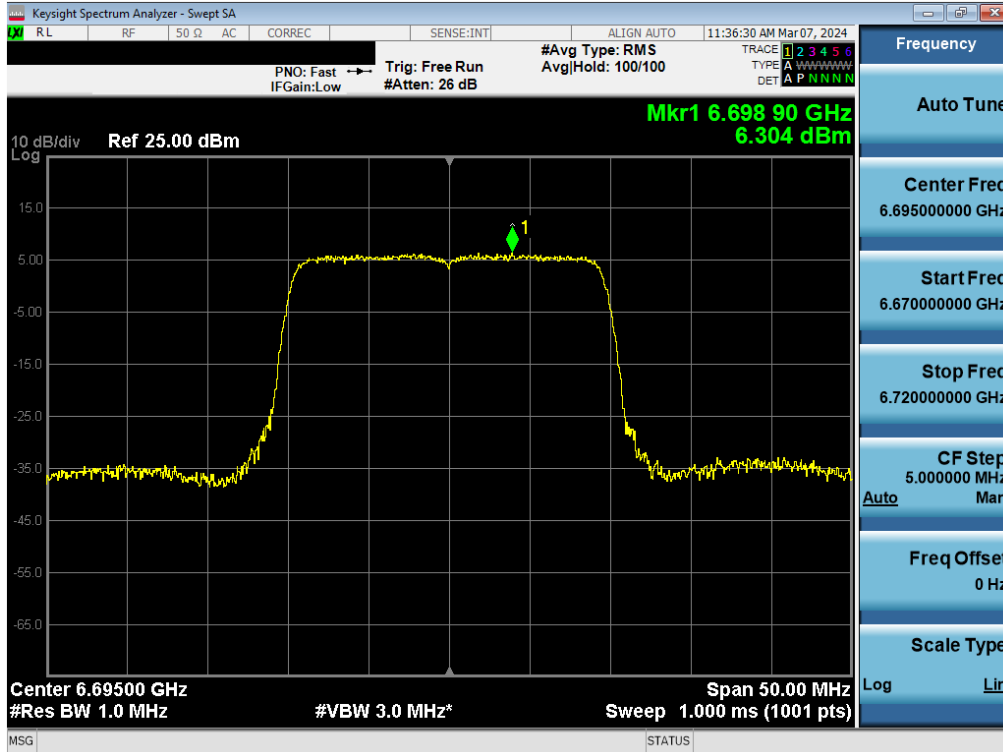


Plot 7-220. Power Spectral Density Plot MIMO ANT2 (160MHz BW 802.11be (Full Tones) (UNII Band 5) – Ch. 47) - SP

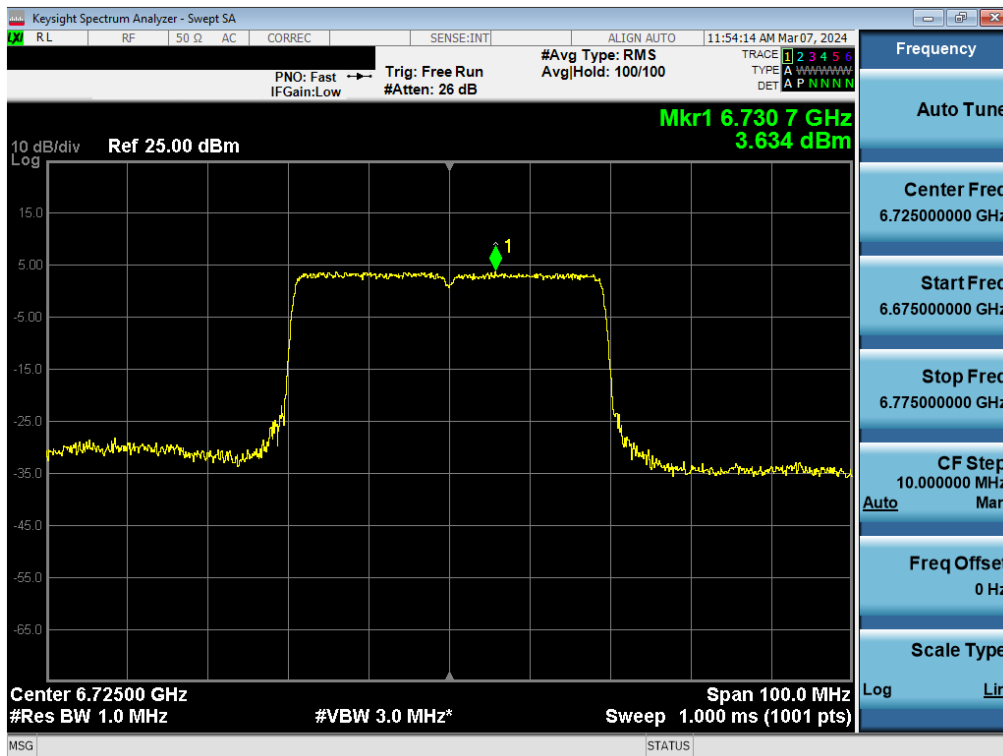


Plot 7-221. Power Spectral Density Plot MIMO ANT2 (320MHz BW 802.11be (Full Tones) (UNII Band 5) – Ch. 31) – SP

FCC ID: C3K2077	MEASUREMENT REPORT		Approved by: Technical Manager
Test Report S/N: 1M2312040120-22-R3.C3K	Test Dates: 12/14/2023 - 05/20/2024	EUT Type: Portable Computing Device	Page 151 of 274

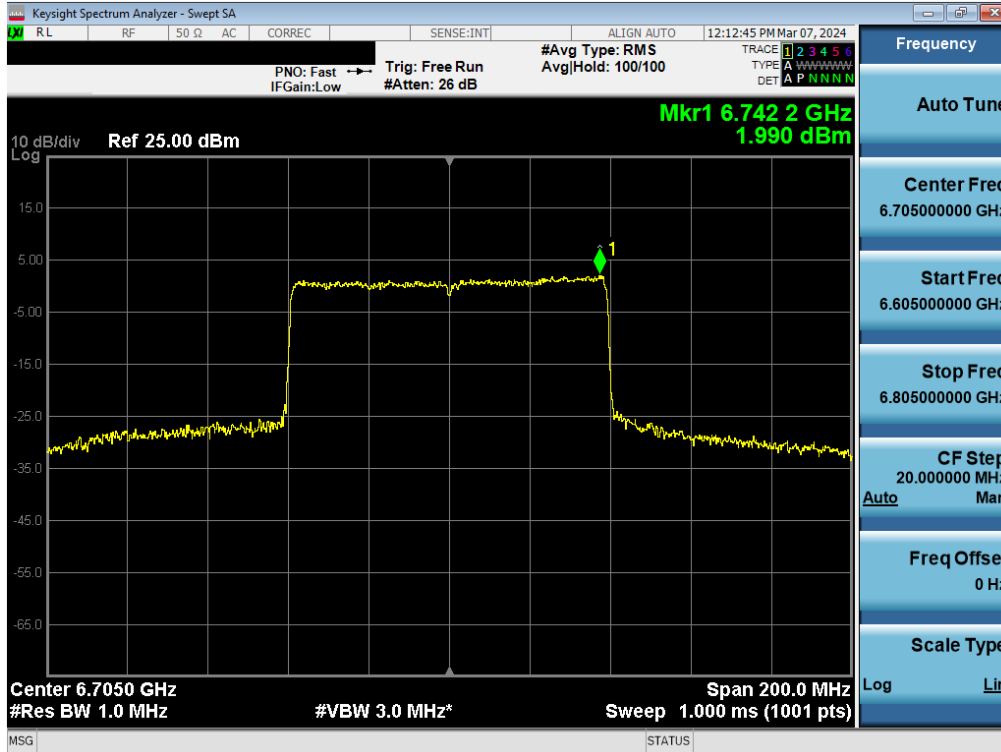


Plot 7-222. Power Spectral Density Plot MIMO ANT2 (20MHz BW 802.11be (Full Tone) (UNII Band 7) – Ch. 149) – SP

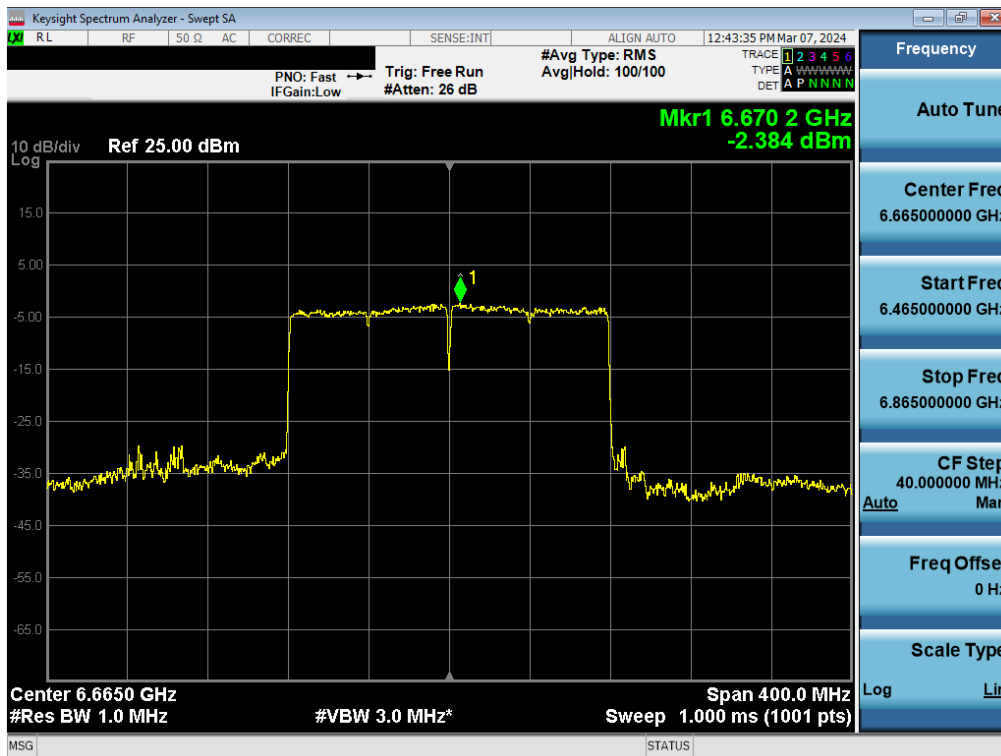


Plot 7-223. Power Spectral Density Plot MIMO ANT2 (40MHz BW 802.11be (Full Tone) (UNII Band 7) – Ch. 155) – SP

FCC ID: C3K2077	MEASUREMENT REPORT		Approved by: Technical Manager
Test Report S/N: 1M2312040120-22-R3.C3K	Test Dates: 12/14/2023 - 05/20/2024	EUT Type: Portable Computing Device	Page 152 of 274

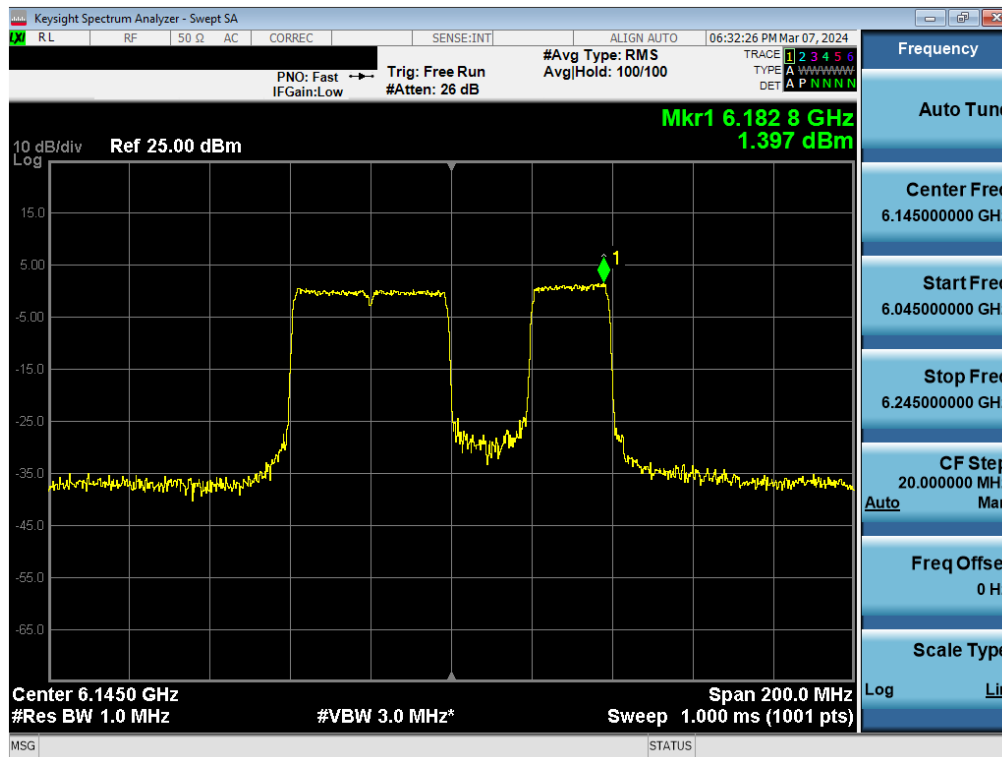


Plot 7-224. Power Spectral Density Plot MIMO ANT2 (80MHz BW 802.11be (Full Tone) (UNII Band 7) – Ch. 151) – SP

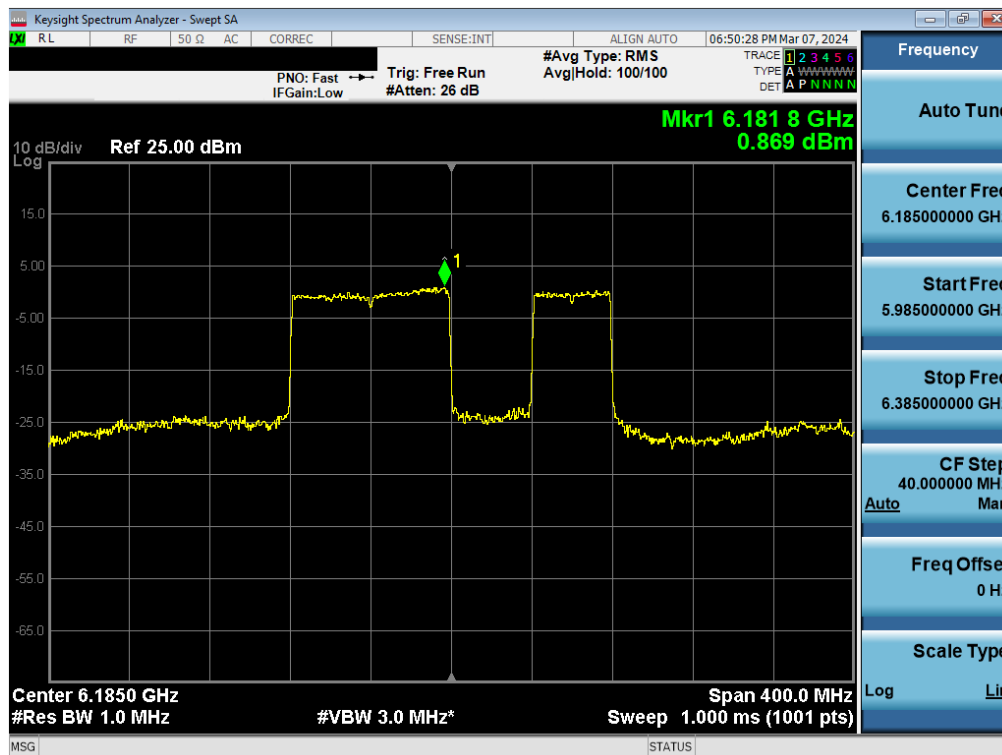


Plot 7-225. Power Spectral Density Plot MIMO ANT2 (160MHz BW 802.11be (Full Tone) (UNII Band 7) – Ch. 143) – SP

FCC ID: C3K2077	MEASUREMENT REPORT		Approved by: Technical Manager
Test Report S/N: 1M2312040120-22-R3.C3K	Test Dates: 12/14/2023 - 05/20/2024	EUT Type: Portable Computing Device	Page 153 of 274

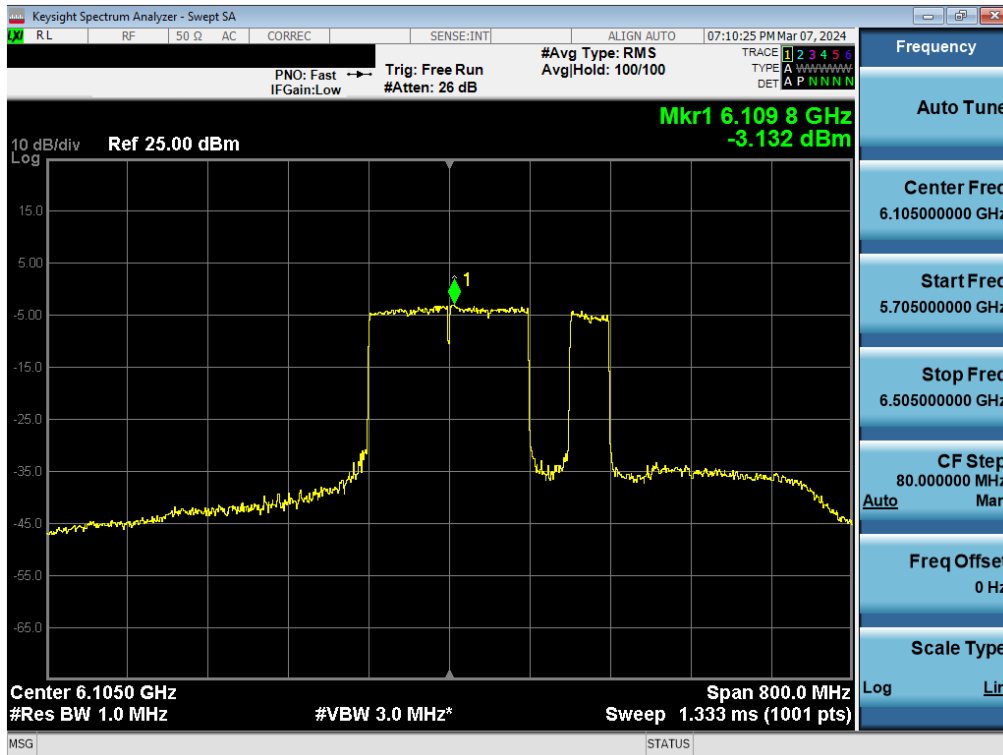


Plot 7-226. Power Spectral Density Plot MIMO ANT2 (80MHz BW 802.11be (484+242 Tone) (UNII Band 5) – Ch. 39) - SP

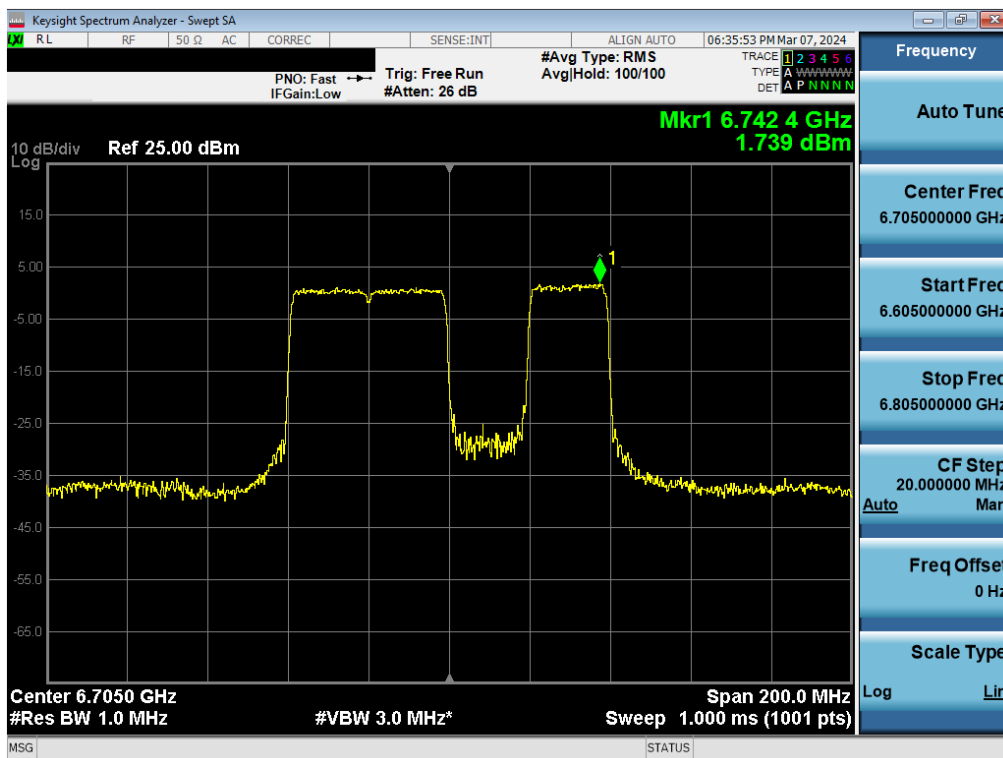


Plot 7-227. Power Spectral Density Plot MIMO ANT2 (160MHz BW 802.11be (996+484 Tone) (UNII Band 5) – Ch. 47) - SP

FCC ID: C3K2077	MEASUREMENT REPORT		Approved by: Technical Manager
Test Report S/N: 1M2312040120-22-R3.C3K	Test Dates: 12/14/2023 - 05/20/2024	EUT Type: Portable Computing Device	Page 154 of 274

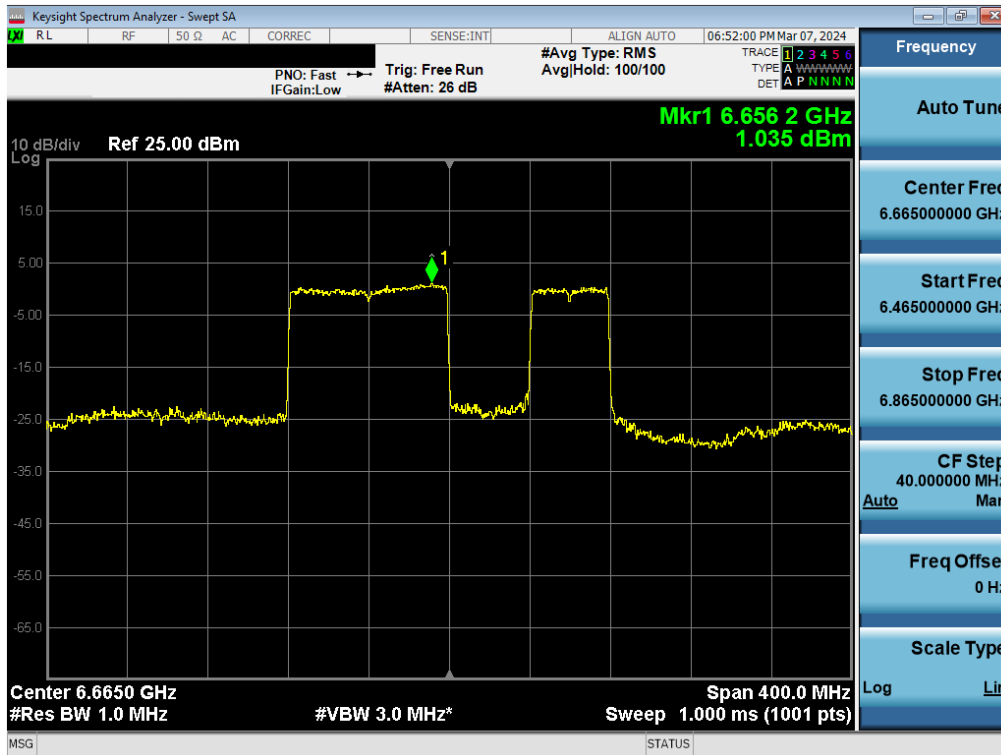


Plot 7-228. Power Spectral Density Plot MIMO ANT2 (320MHz BW 802.11be (2\*996+484 Tone) (UNII Band 5) – Ch. 31) – SP



Plot 7-229. Power Spectral Density Plot MIMO ANT2 (80MHz BW 802.11be (484+242 Tone) (UNII Band 7) – Ch. 151) - SP

FCC ID: C3K2077	MEASUREMENT REPORT		Approved by: Technical Manager
Test Report S/N: 1M2312040120-22-R3.C3K	Test Dates: 12/14/2023 - 05/20/2024	EUT Type: Portable Computing Device	Page 155 of 274



Plot 7-230. Power Spectral Density Plot MIMO ANT2 (160MHz BW 802.11be (996+484 Tone) (UNII Band 7) – Ch. 143) - SP

FCC ID: C3K2077	MEASUREMENT REPORT		Approved by: Technical Manager
Test Report S/N: 1M2312040120-22-R3.C3K	Test Dates: 12/14/2023 - 05/20/2024	EUT Type: Portable Computing Device	Page 156 of 274



**Note:**

Per ANSI C63.10-2013 Section 14.3.2.2 and KDB 662911 v02r01 Section E)2), the power spectral density at Antenna 1 and Antenna 2 were first measured separately as shown in the section above. The measured values were then summed in linear power units then converted back to dBm.

Per ANSI C63.10-2013 Section 14.4.3, the directional gain is calculated using the following formula, where GN is the gain of the nth antenna and NANT, the total number of antennas used.

$$\text{Directional gain} = 10 \log[(10^{G1/20} + 10^{G2/20} + \dots + 10^{GN/20})^2 / N_{ANT}] \text{ dBi}$$

**Sample MIMO Calculation:**

At 5935MHz in 802.11be (20MHz BW) mode, the average conducted power spectral density was measured to be -12.59 dBm for Antenna-1 and -12.71 dBm for Antenna-2.

$$\text{Antenna 1} + \text{Antenna 2} = \text{MIMO}$$

$$(-12.59 \text{ dBm} + -12.71 \text{ dBm}) = (0.055 \text{ mW} + 0.054 \text{ mW}) = 0.109 \text{ mW} = -9.64 \text{ dBm}$$

**Sample e.i.r.p Power Spectral Density Calculation:**

At 5935 MHz in 802.11ax (20MHz BW) mode, the average MIMO power density was calculated to be -9.64 dBm with directional gain of 6.44 dBi.

$$\text{e.i.r.p. Power Spectral Density(dBm)} = \text{Power Spectral Density (dBm)} + \text{Ant gain (dBi)}$$

$$-9.64 \text{ dBm} + 6.44 \text{ dBi} = -3.20 \text{ dBm}$$

<b>FCC ID:</b> C3K2077	<b>MEASUREMENT REPORT</b>		<b>Approved by:</b> Technical Manager
<b>Test Report S/N:</b> 1M2312040120-22-R3.C3K	<b>Test Dates:</b> 12/14/2023 - 05/20/2024	<b>EUT Type:</b> Portable Computing Device	Page 157 of 274

## 7.5 In-Band Emissions

### Test Overview and Limit

The spectrum analyzer was connected to the antenna terminal while the EUT was operating at its maximum duty cycle, at its maximum power control level, as defined in ANSI C63.10-2013, and at the appropriate frequencies.

**For transmitters operating within the 5.925-7.125 GHz bands: Power spectral density must be suppressed by 20 dB at 1 MHz outside of channel edge, by 28 dB at one channel bandwidth from the channel center, and by 40 dB at one- and one-half times the channel bandwidth away from channel center. At frequencies between one megahertz outside an unlicensed device's channel edge and one channel bandwidth from the center of the channel, the limits must be linearly interpolated between 20 dB and 28 dB suppression, and at frequencies between one and one- and one-half times an unlicensed device's channel bandwidth, the limits must be linearly interpolated between 28 dB and 40 dB suppression. Emissions removed from the channel center by more than one- and one-half times the channel bandwidth must be suppressed by at least 40 dB.**

### Test Procedure Used

KDB 987594 D02 v01r01

### Test Settings

3. Connect output of the antenna port to a spectrum analyzer or EMI receiver, with appropriate attenuation, as to not damage the instrumentation.
4. Set the reference level of the measuring equipment in accordance with procedure 4.1.5.2 of ANSI C63.10-2013.
5. Measure the 26 dB EBW using the test procedure 12.4.1 of ANSI C63.10-2013. (This will be used to determine the channel edge.)
6. Measure the power spectral density (which will be used for emissions mask reference) using the following procedure:
  - a) Set the span to encompass the entire 26 dB EBW of the signal.
  - b) Set RBW = same RBW used for 26 dB EBW measurement.
  - c) Set VBW  $\geq 3 \times$  RBW
  - d) Number of points in sweep  $\geq [2 \times \text{span} / \text{RBW}]$ .
  - e) Sweep time = auto.
  - f) Detector = RMS (i.e., power averaging)
  - g) Trace average at least 100 traces in power averaging (rms) mode.
  - h) Use the peak search function on the instrument to find the peak of the spectrum.
7. For the purposes of developing the emission mask, the channel bandwidth is defined as the 26 dB EBW.
8. Using the measuring equipment limit line function, develop the emissions mask based on the following requirements. The emissions power spectral density must be reduced below the peak power spectral density (in dB) as follows:
  - a) Suppressed by 20 dB at 1 MHz outside of the channel edge. (The channel edge is defined as the 26-dB point on either side of the carrier center frequency.)
  - b) Suppressed by 28 dB at one channel bandwidth from the channel center.
  - c) Suppressed by 40 dB at one- and one-half times the channel bandwidth from the channel center.
9. Adjust the span to encompass the entire mask as necessary.
10. Clear trace.
11. Trace average at least 100 traces in power averaging (rms) mode.
12. Adjust the reference level as necessary so that the crest of the channel touches the top of the emission mask.

FCC ID: C3K2077	MEASUREMENT REPORT		Approved by: Technical Manager
Test Report S/N: 1M2312040120-22-R3.C3K	Test Dates: 12/14/2023 - 05/20/2024	EUT Type: Portable Computing Device	Page 158 of 274



**Test Setup**

The EUT and measurement equipment were set up as shown in the diagram below.



**Figure 7-4. Test Instrument & Measurement Setup**

**Test Notes**

None.

<b>FCC ID:</b> C3K2077	<b>MEASUREMENT REPORT</b>		<b>Approved by:</b> Technical Manager
<b>Test Report S/N:</b> 1M2312040120-22-R3.C3K	<b>Test Dates:</b> 12/14/2023 - 05/20/2024	<b>EUT Type:</b> Portable Computing Device	Page 159 of 274