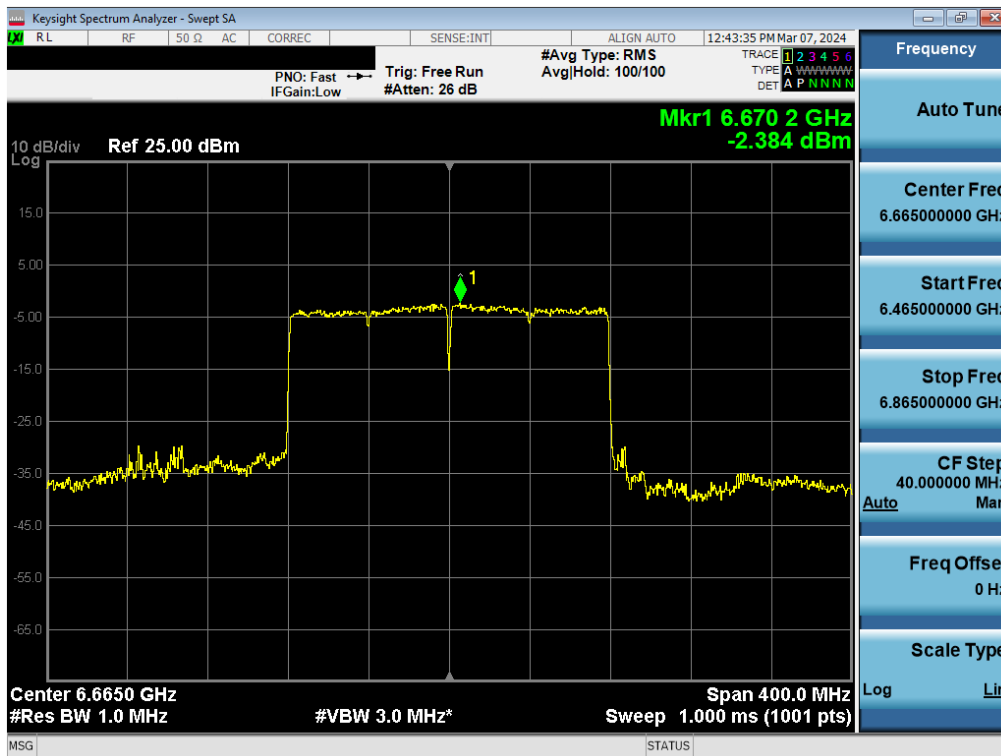
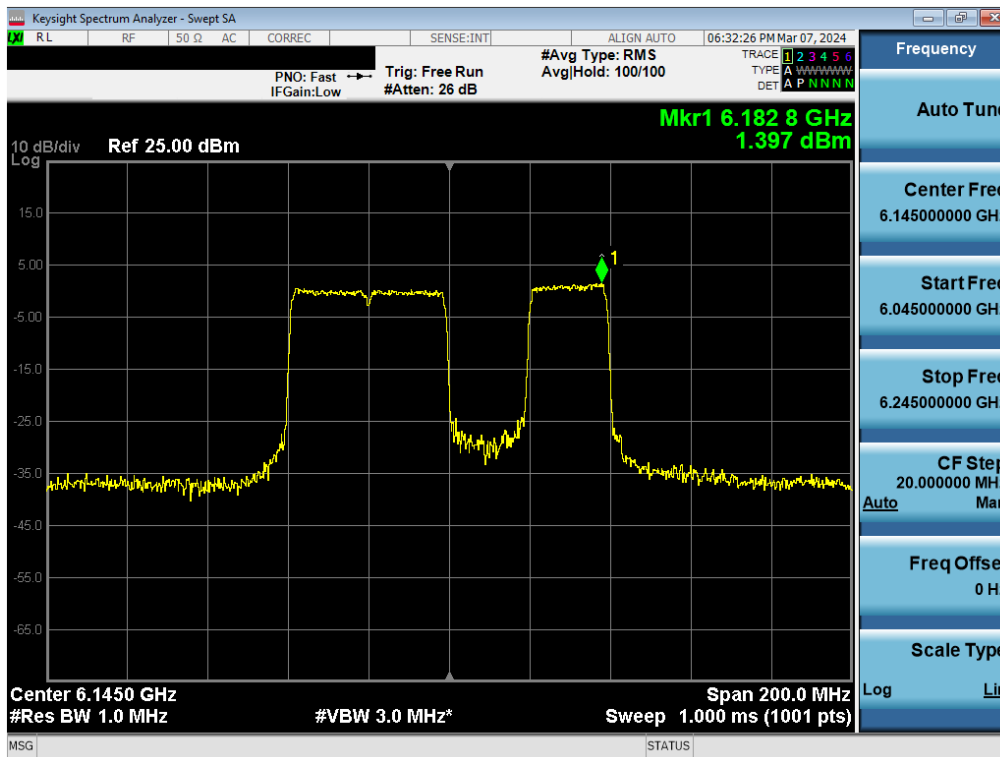


Plot 7-224. Power Spectral Density Plot MIMO ANT2 (80MHz BW 802.11be (Full Tone) (UNII Band 7) – Ch. 151) – SP

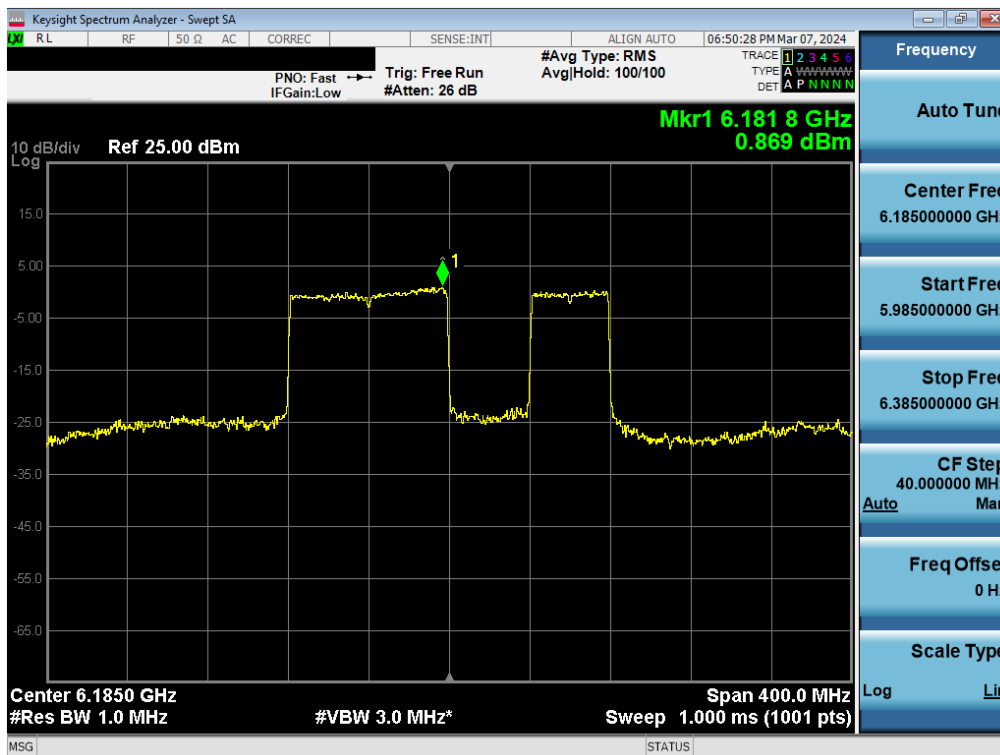


Plot 7-225. Power Spectral Density Plot MIMO ANT2 (160MHz BW 802.11be (Full Tone) (UNII Band 7) – Ch. 143) – SP

FCC ID: C3K2077	MEASUREMENT REPORT		Approved by: Technical Manager
Test Report S/N: 1M2312040120-22-R2.C3K	Test Dates: 12/14/2023 - 05/20/2024	EUT Type: Portable Computing Device	Page 153 of 274

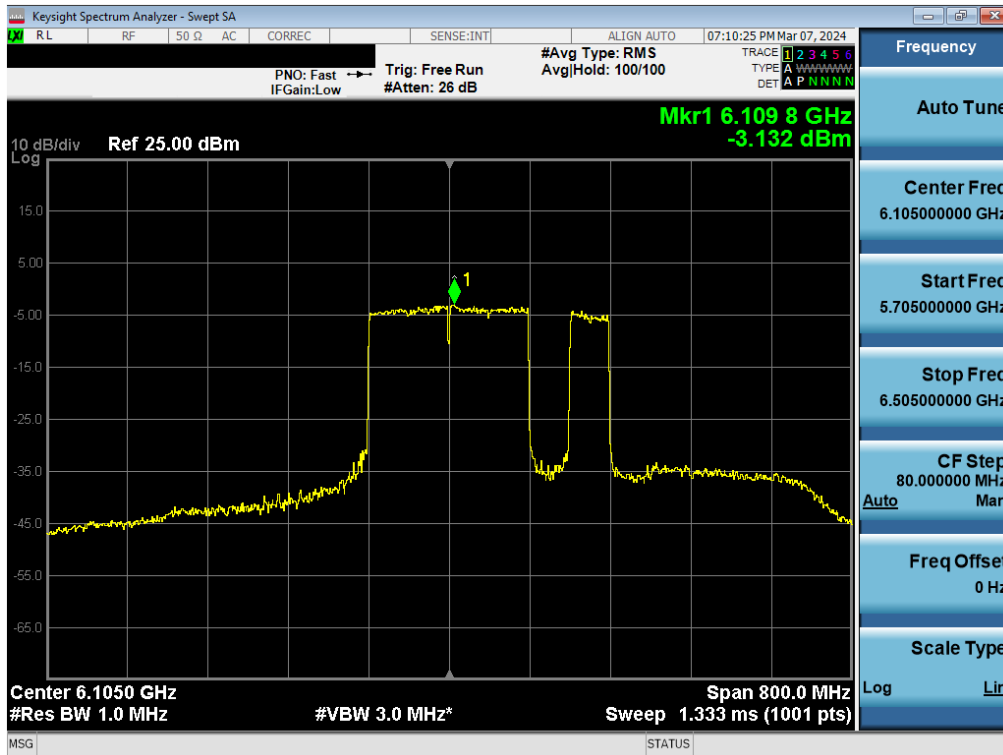


Plot 7-226. Power Spectral Density Plot MIMO ANT2 (80MHz BW 802.11be (484+242 Tone) (UNII Band 5) – Ch. 39) - SP

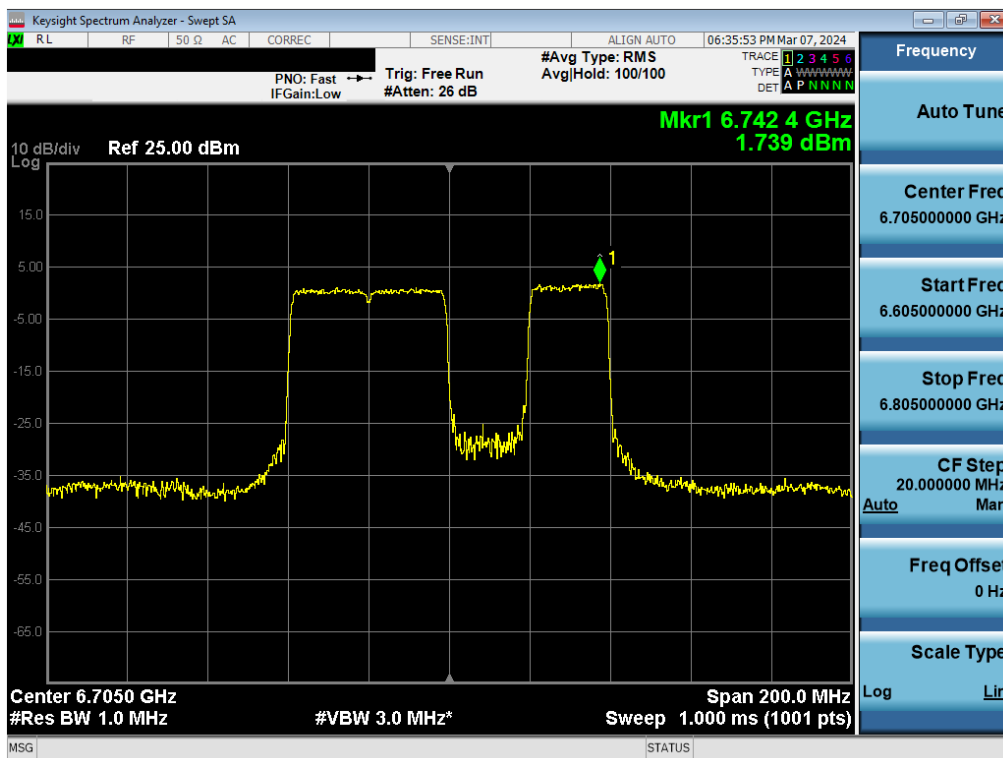


Plot 7-227. Power Spectral Density Plot MIMO ANT2 (160MHz BW 802.11be (996+484 Tone) (UNII Band 5) – Ch. 47) - SP

FCC ID: C3K2077		MEASUREMENT REPORT		Approved by: Technical Manager
Test Report S/N: 1M2312040120-22-R2.C3K	Test Dates: 12/14/2023 - 05/20/2024	EUT Type: Portable Computing Device		Page 154 of 274

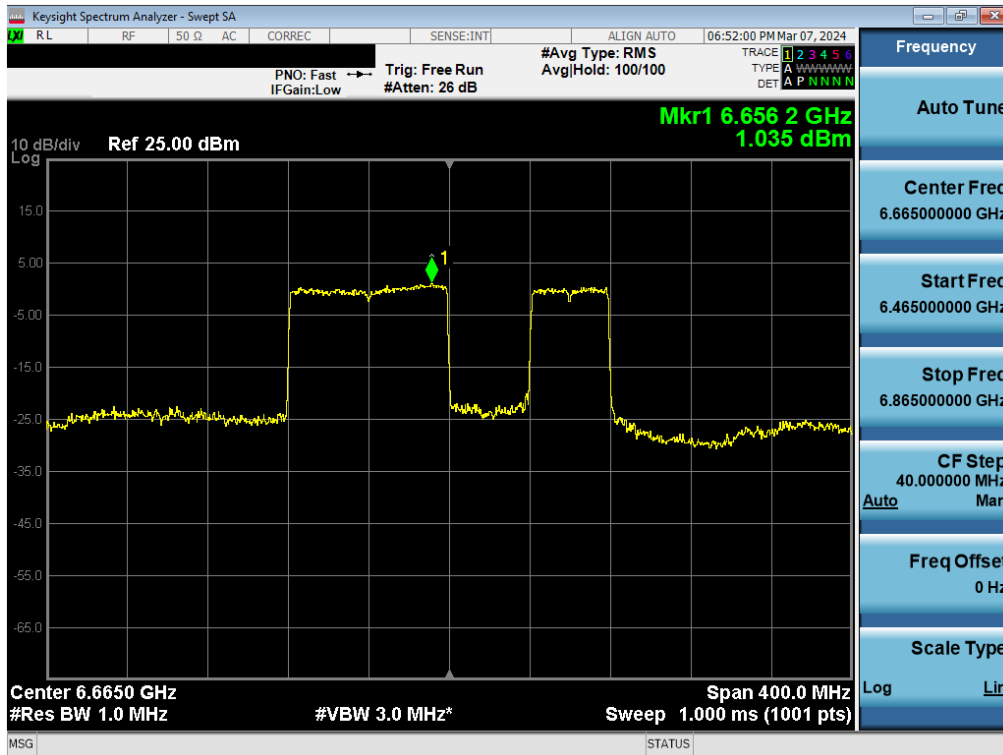


Plot 7-228. Power Spectral Density Plot MIMO ANT2 (320MHz BW 802.11be (2*996+484 Tone) (UNII Band 5) – Ch. 31) – SP



Plot 7-229. Power Spectral Density Plot MIMO ANT2 (80MHz BW 802.11be (484+242 Tone) (UNII Band 7) – Ch. 151) - SP

FCC ID: C3K2077	MEASUREMENT REPORT		Approved by: Technical Manager
Test Report S/N: 1M2312040120-22-R2.C3K	Test Dates: 12/14/2023 - 05/20/2024	EUT Type: Portable Computing Device	Page 155 of 274



Plot 7-230. Power Spectral Density Plot MIMO ANT2 (160MHz BW 802.11be (996+484 Tone) (UNII Band 7) – Ch. 143) - SP

FCC ID: C3K2077	MEASUREMENT REPORT		Approved by: Technical Manager
Test Report S/N: 1M2312040120-22-R2.C3K	Test Dates: 12/14/2023 - 05/20/2024	EUT Type: Portable Computing Device	Page 156 of 274



Note:

Per ANSI C63.10-2013 Section 14.3.2.2 and KDB 662911 v02r01 Section E)2), the power spectral density at Antenna 1 and Antenna 2 were first measured separately as shown in the section above. The measured values were then summed in linear power units then converted back to dBm.

Per ANSI C63.10-2013 Section 14.4.3, the directional gain is calculated using the following formula, where GN is the gain of the nth antenna and NANT, the total number of antennas used.

$$\text{Directional gain} = 10 \log[(10^{G1/20} + 10^{G2/20} + \dots + 10^{GN/20})^2 / N_{ANT}] \text{ dBi}$$

Sample MIMO Calculation:

At 5935MHz in 802.11be (20MHz BW) mode, the average conducted power spectral density was measured to be -12.59 dBm for Antenna-1 and -12.71 dBm for Antenna-2.

$$\text{Antenna 1} + \text{Antenna 2} = \text{MIMO}$$

$$(-12.59 \text{ dBm} + -12.71 \text{ dBm}) = (0.055 \text{ mW} + 0.054 \text{ mW}) = 0.109 \text{ mW} = -9.64 \text{ dBm}$$

Sample e.i.r.p Power Spectral Density Calculation:

At 5935 MHz in 802.11ax (20MHz BW) mode, the average MIMO power density was calculated to be -9.64 dBm with directional gain of 6.44 dBi.

$$\text{e.i.r.p. Power Spectral Density(dBm)} = \text{Power Spectral Density (dBm)} + \text{Ant gain (dBi)}$$

$$-9.64 \text{ dBm} + 6.44 \text{ dBi} = -3.20 \text{ dBm}$$

FCC ID: C3K2077	MEASUREMENT REPORT		Approved by: Technical Manager
Test Report S/N: 1M2312040120-22-R2.C3K	Test Dates: 12/14/2023 - 05/20/2024	EUT Type: Portable Computing Device	Page 157 of 274

7.5 In-Band Emissions

Test Overview and Limit

The spectrum analyzer was connected to the antenna terminal while the EUT was operating at its maximum duty cycle, at its maximum power control level, as defined in ANSI C63.10-2013, and at the appropriate frequencies.

For transmitters operating within the 5.925-7.125 GHz bands: Power spectral density must be suppressed by 20 dB at 1 MHz outside of channel edge, by 28 dB at one channel bandwidth from the channel center, and by 40 dB at one- and one-half times the channel bandwidth away from channel center. At frequencies between one megahertz outside an unlicensed device's channel edge and one channel bandwidth from the center of the channel, the limits must be linearly interpolated between 20 dB and 28 dB suppression, and at frequencies between one and one- and one-half times an unlicensed device's channel bandwidth, the limits must be linearly interpolated between 28 dB and 40 dB suppression. Emissions removed from the channel center by more than one- and one-half times the channel bandwidth must be suppressed by at least 40 dB.

Test Procedure Used

KDB 987594 D02 v01r01

Test Settings

3. Connect output of the antenna port to a spectrum analyzer or EMI receiver, with appropriate attenuation, as to not damage the instrumentation.
4. Set the reference level of the measuring equipment in accordance with procedure 4.1.5.2 of ANSI C63.10-2013.
5. Measure the 26 dB EBW using the test procedure 12.4.1 of ANSI C63.10-2013. (This will be used to determine the channel edge.)
6. Measure the power spectral density (which will be used for emissions mask reference) using the following procedure:
 - a) Set the span to encompass the entire 26 dB EBW of the signal.
 - b) Set RBW = same RBW used for 26 dB EBW measurement.
 - c) Set VBW $\geq 3 \times$ RBW
 - d) Number of points in sweep $\geq [2 \times \text{span} / \text{RBW}]$.
 - e) Sweep time = auto.
 - f) Detector = RMS (i.e., power averaging)
 - g) Trace average at least 100 traces in power averaging (rms) mode.
 - h) Use the peak search function on the instrument to find the peak of the spectrum.
7. For the purposes of developing the emission mask, the channel bandwidth is defined as the 26 dB EBW.
8. Using the measuring equipment limit line function, develop the emissions mask based on the following requirements. The emissions power spectral density must be reduced below the peak power spectral density (in dB) as follows:
 - a) Suppressed by 20 dB at 1 MHz outside of the channel edge. (The channel edge is defined as the 26-dB point on either side of the carrier center frequency.)
 - b) Suppressed by 28 dB at one channel bandwidth from the channel center.
 - c) Suppressed by 40 dB at one- and one-half times the channel bandwidth from the channel center.
9. Adjust the span to encompass the entire mask as necessary.
10. Clear trace.
11. Trace average at least 100 traces in power averaging (rms) mode.
12. Adjust the reference level as necessary so that the crest of the channel touches the top of the emission mask.

FCC ID: C3K2077	MEASUREMENT REPORT		Approved by: Technical Manager
Test Report S/N: 1M2312040120-22-R2.C3K	Test Dates: 12/14/2023 - 05/20/2024	EUT Type: Portable Computing Device	Page 158 of 274

Test Setup

The EUT and measurement equipment were set up as shown in the diagram below.



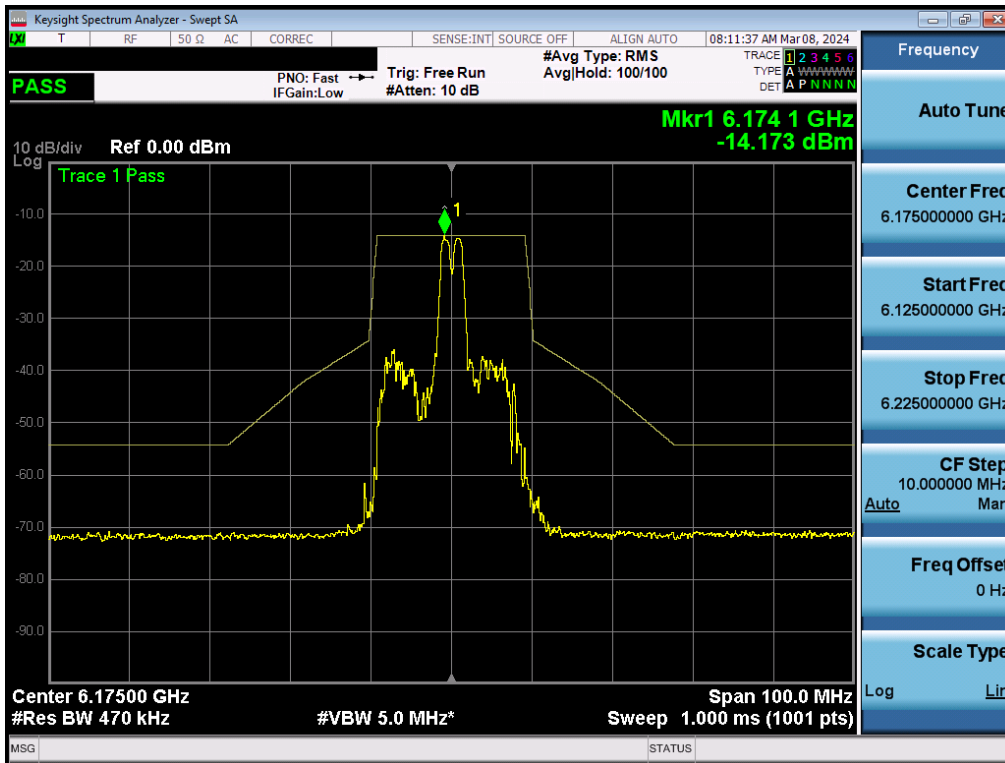
Figure 7-4. Test Instrument & Measurement Setup

Test Notes

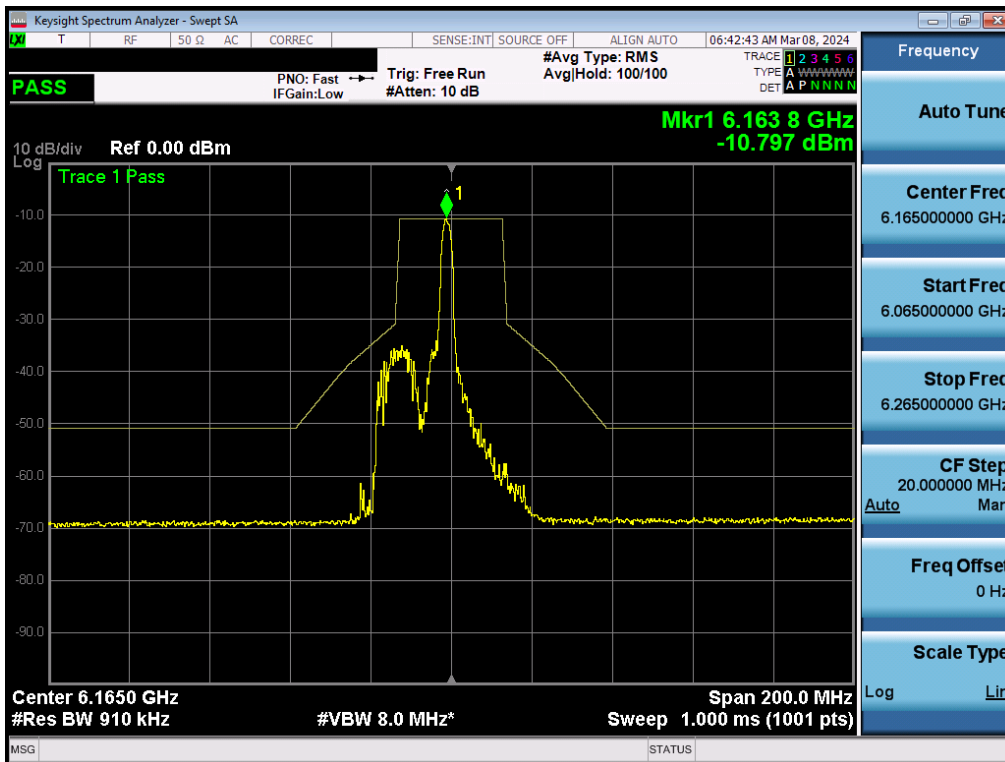
None.

FCC ID: C3K2077	MEASUREMENT REPORT		Approved by: Technical Manager
Test Report S/N: 1M2312040120-22-R2.C3K	Test Dates: 12/14/2023 - 05/20/2024	EUT Type: Portable Computing Device	Page 159 of 274

7.5.1 MIMO Antenna-1 In-Band Emission Measurements

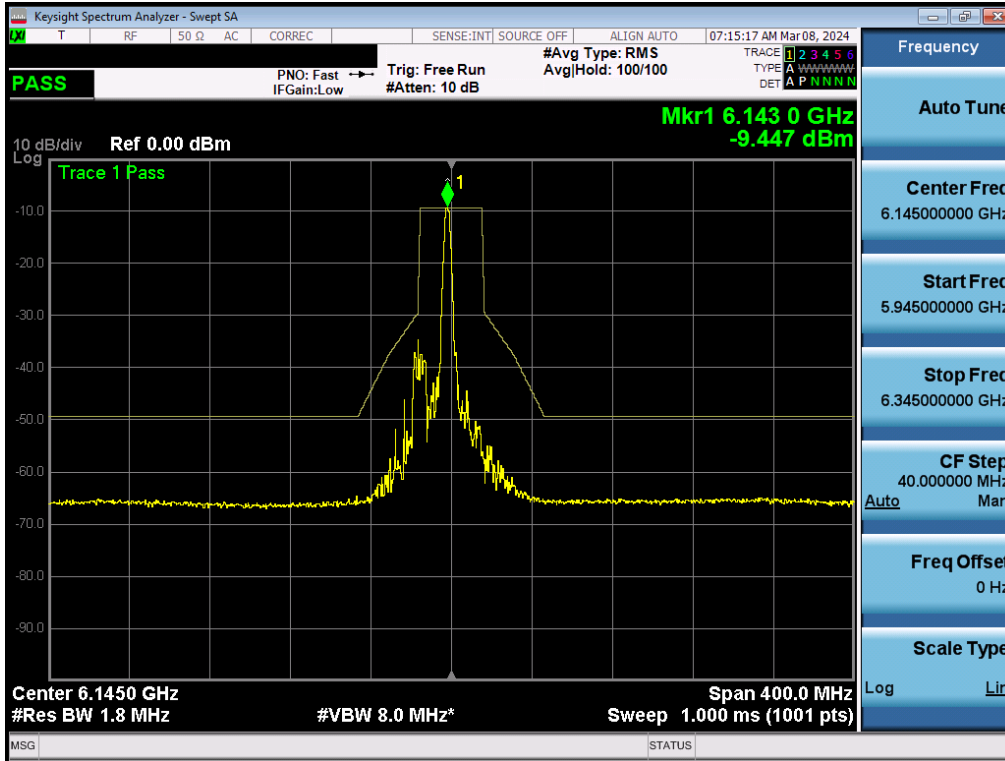


Plot 7-231. In-Band Emission Plot MIMO ANT1 (20MHz BW 802.11be (26 Tones) (UNII Band 5) – Ch. 45)

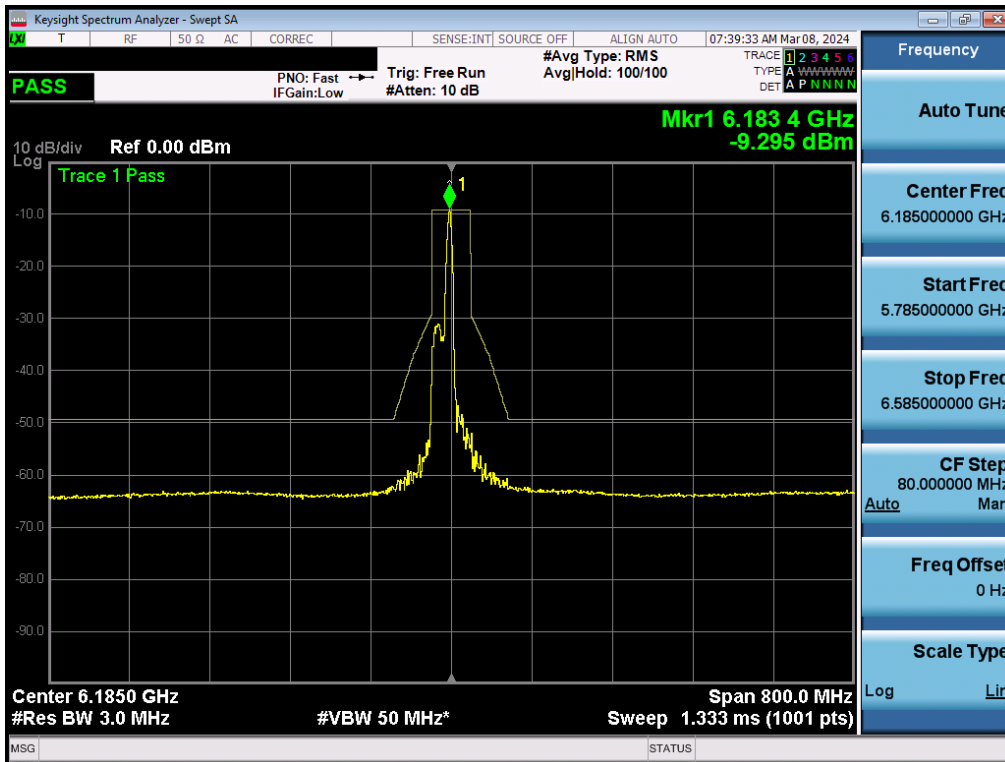


Plot 7-232. In-Band Emission Plot MIMO ANT1 (40MHz BW 802.11be (26 Tones) (UNII Band 5) – Ch. 43)

FCC ID: C3K2077	MEASUREMENT REPORT		Approved by: Technical Manager
Test Report S/N: 1M2312040120-22-R2.C3K	Test Dates: 12/14/2023 - 05/20/2024	EUT Type: Portable Computing Device	Page 160 of 274

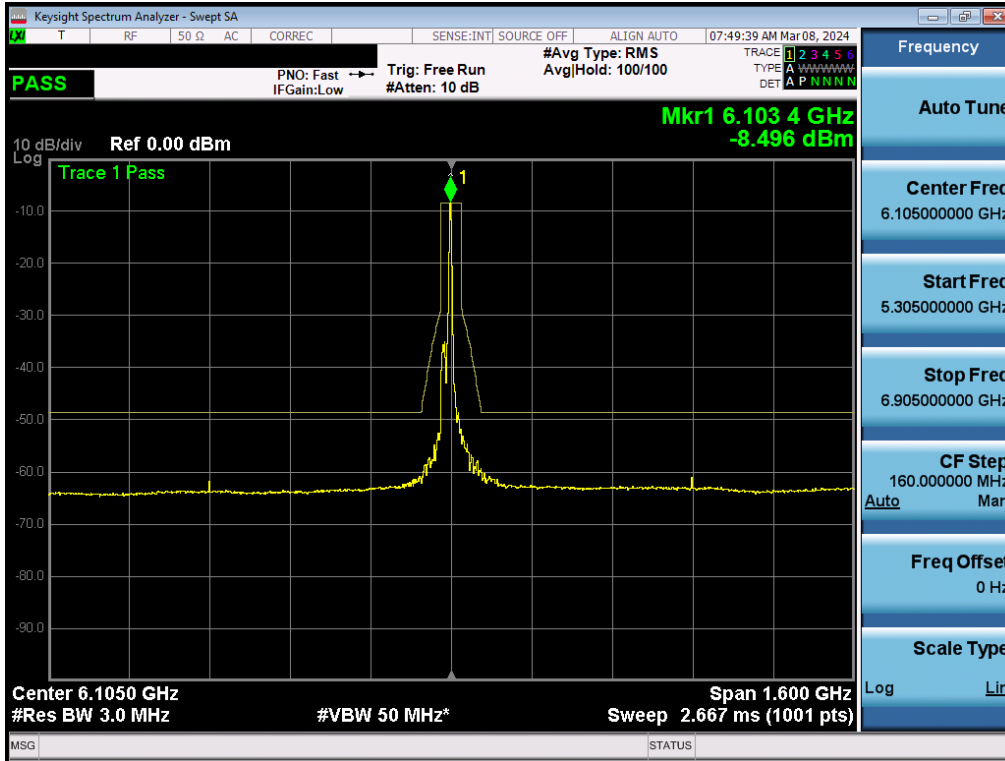


Plot 7-233. In-Band Emission Plot MIMO ANT1 (80MHz BW 802.11be (26 Tones) (UNII Band 5) – Ch. 39)



Plot 7-234. In-Band Emission Plot MIMO ANT1 (160MHz BW 802.11be (26 Tones) (UNII Band 5) – Ch. 47)

FCC ID: C3K2077	MEASUREMENT REPORT		Approved by: Technical Manager
Test Report S/N: 1M2312040120-22-R2.C3K	Test Dates: 12/14/2023 - 05/20/2024	EUT Type: Portable Computing Device	Page 161 of 274

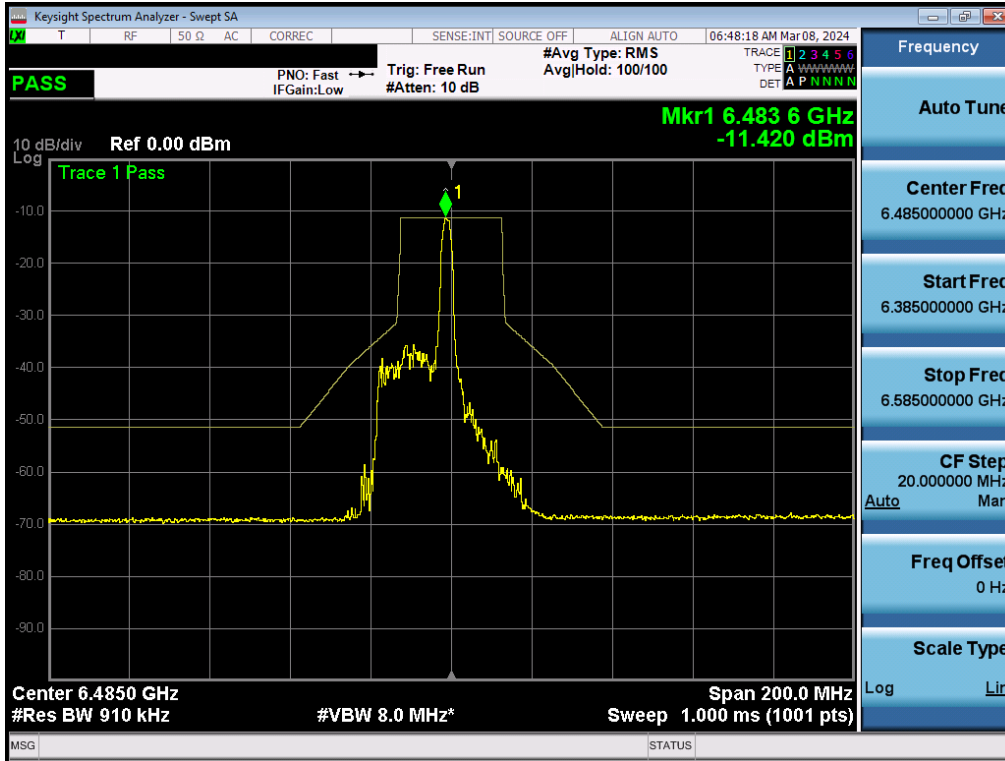


Plot 7-235. In-Band Emission Plot MIMO ANT1 (320MHz BW 802.11be (26 Tones) (UNII Band 5) – Ch. 31)

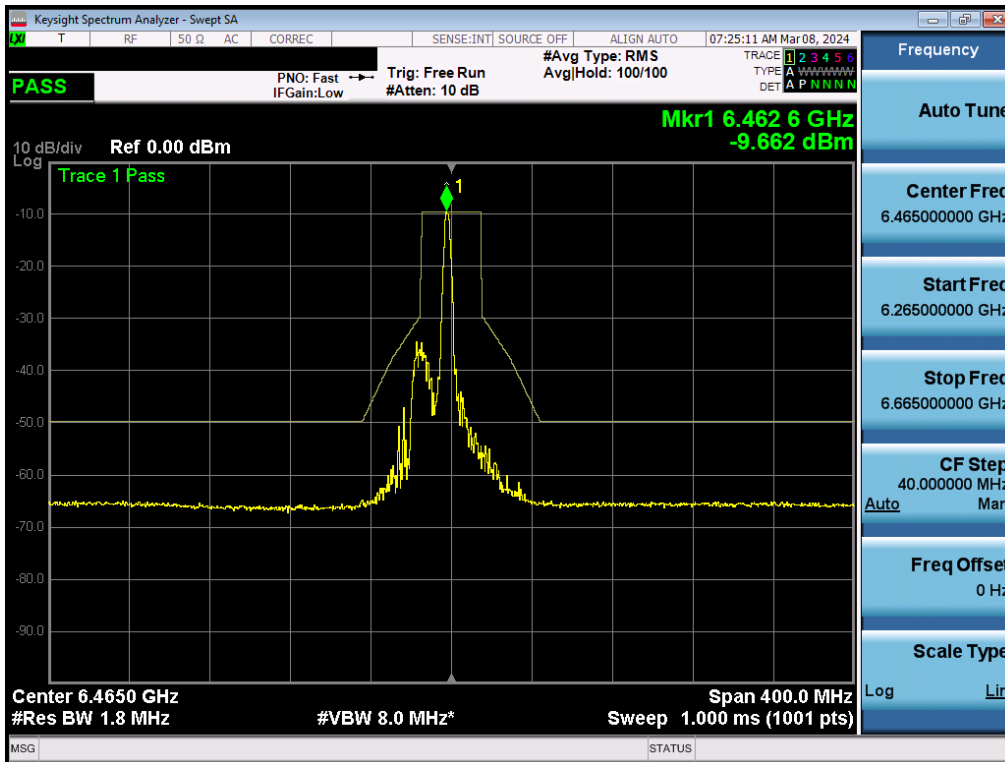


Plot 7-236. In-Band Emission Plot MIMO ANT1 (20MHz BW 802.11be (26 Tones) (UNII Band 6) – Ch. 105)

FCC ID: C3K2077	MEASUREMENT REPORT		Approved by: Technical Manager
Test Report S/N: 1M2312040120-22-R2.C3K	Test Dates: 12/14/2023 - 05/20/2024	EUT Type: Portable Computing Device	Page 162 of 274

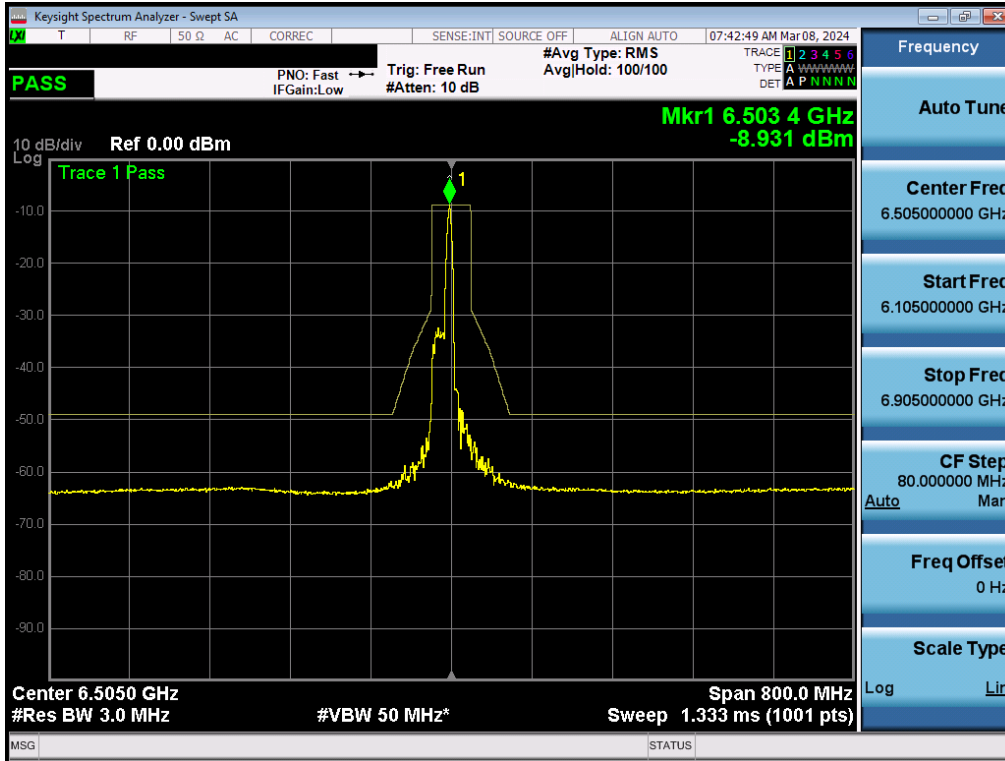


Plot 7-237. In-Band Emission Plot MIMO ANT1 (40MHz BW 802.11be (26 Tones) (UNII Band 6) – Ch. 107)

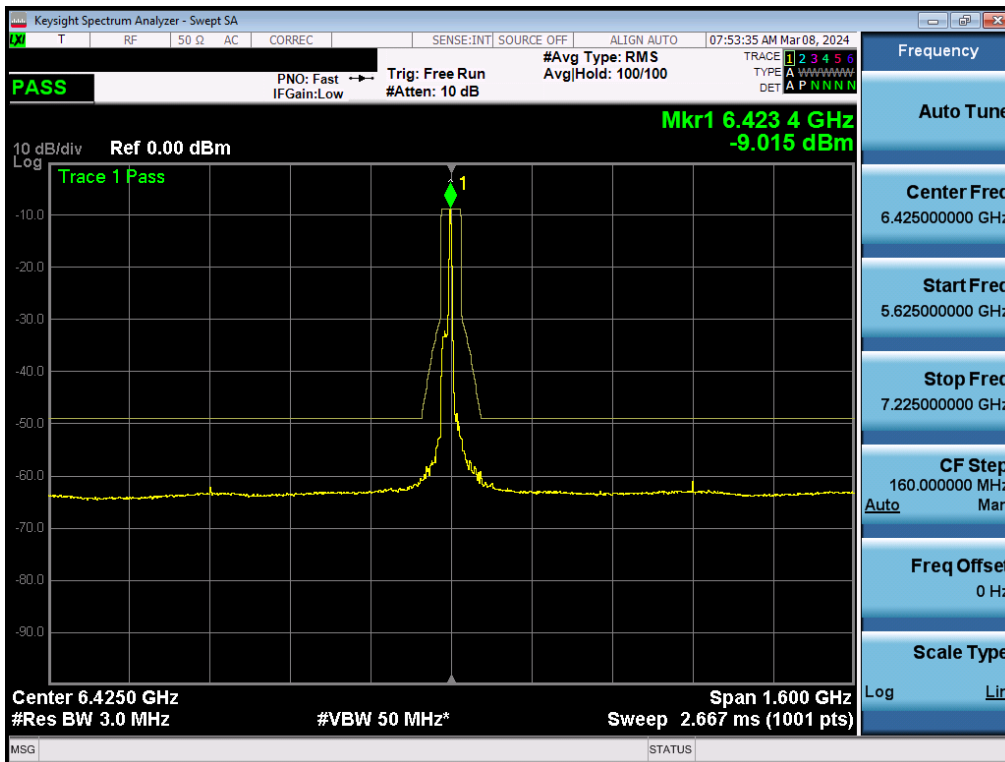


Plot 7-238. In-Band Emission Plot MIMO ANT1 (80MHz BW 802.11be (26 Tones) (UNII Band 6) – Ch. 103)

FCC ID: C3K2077	MEASUREMENT REPORT		Approved by: Technical Manager
Test Report S/N: 1M2312040120-22-R2.C3K	Test Dates: 12/14/2023 - 05/20/2024	EUT Type: Portable Computing Device	Page 163 of 274



Plot 7-239. In-Band Emission Plot MIMO ANT1 (160MHz BW 802.11be (26 Tones) (UNII Band 6) – Ch. 111)

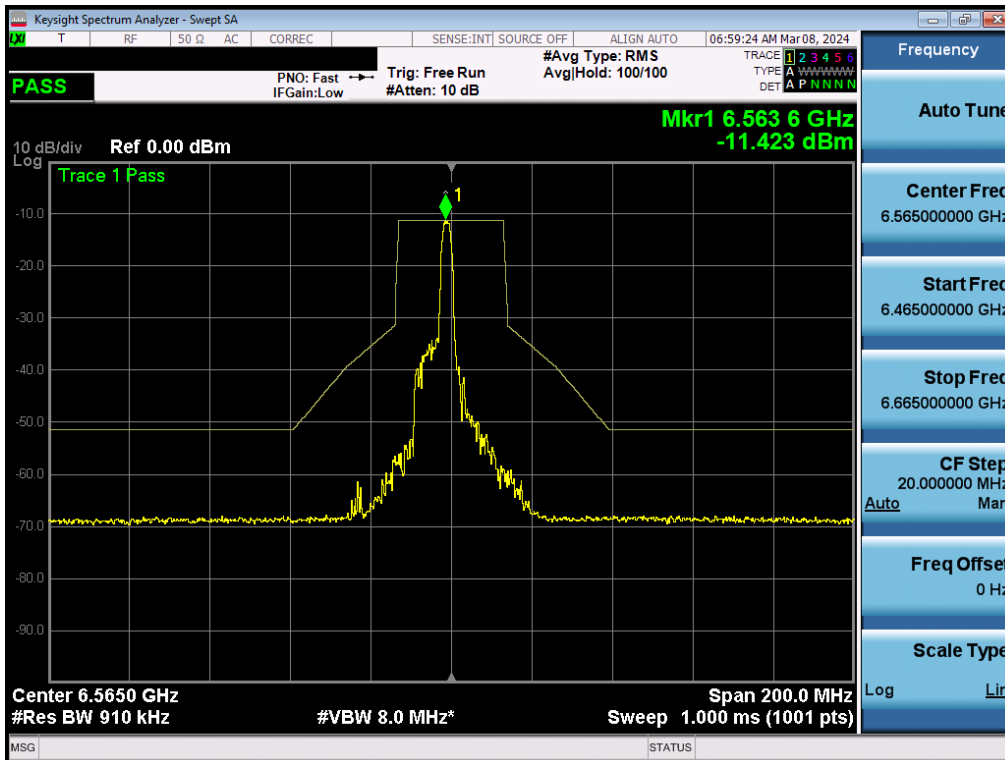


Plot 7-240. In-Band Emission Plot MIMO ANT1 (320MHz BW 802.11be (26 Tones) (UNII Band 6) – Ch. 95)

FCC ID: C3K2077	MEASUREMENT REPORT		Approved by: Technical Manager
Test Report S/N: 1M2312040120-22-R2.C3K	Test Dates: 12/14/2023 - 05/20/2024	EUT Type: Portable Computing Device	Page 164 of 274

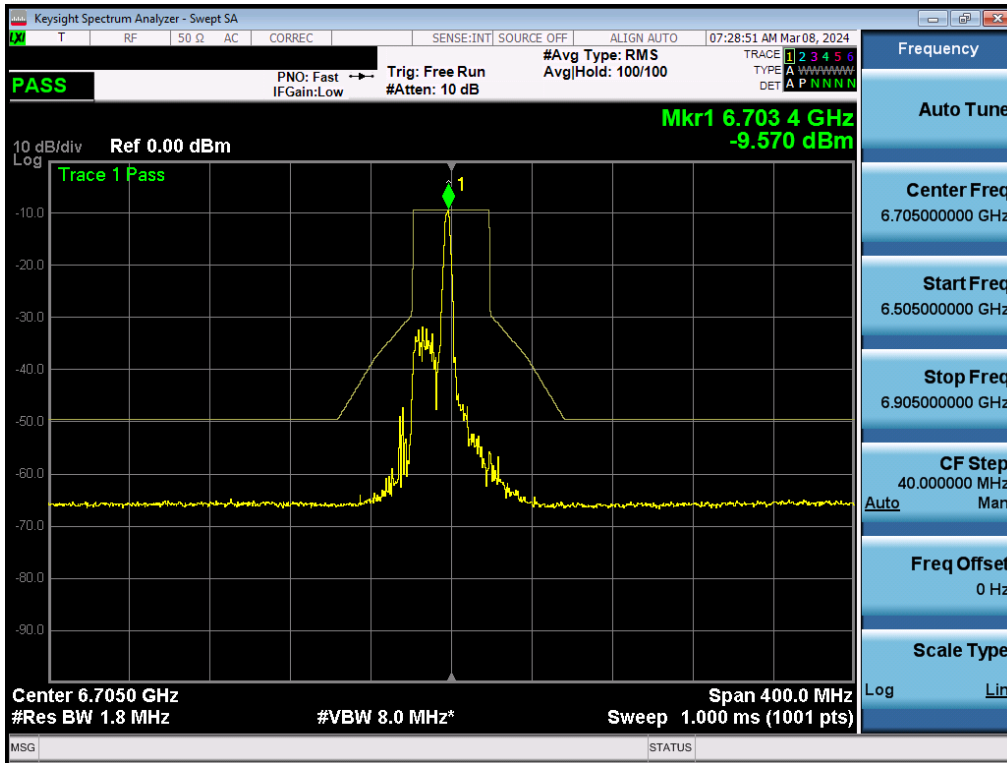


Plot 7-241. In-Band Emission Plot MIMO ANT1 (20MHz BW 802.11be (26 Tones) (UNII Band 7) – Ch. 149)

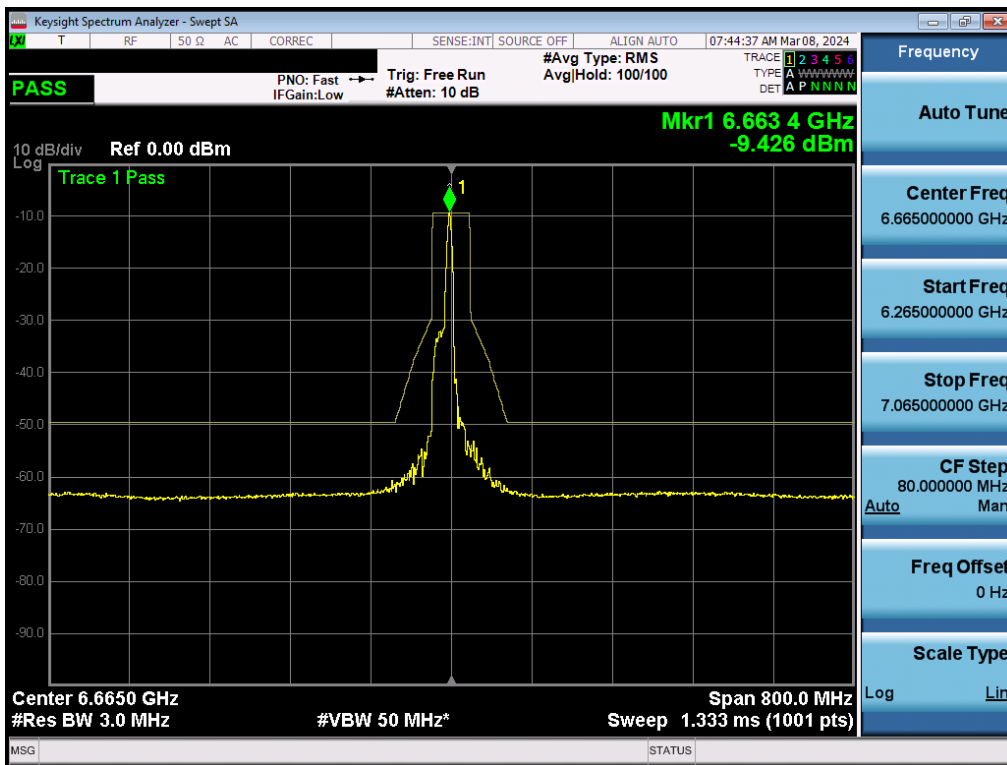


Plot 7-242. In-Band Emission Plot MIMO ANT1 (40MHz BW 802.11be (26 Tones) (UNII Band 7) – Ch. 123)

FCC ID: C3K2077	MEASUREMENT REPORT		Approved by: Technical Manager
Test Report S/N: 1M2312040120-22-R2.C3K	Test Dates: 12/14/2023 - 05/20/2024	EUT Type: Portable Computing Device	Page 165 of 274

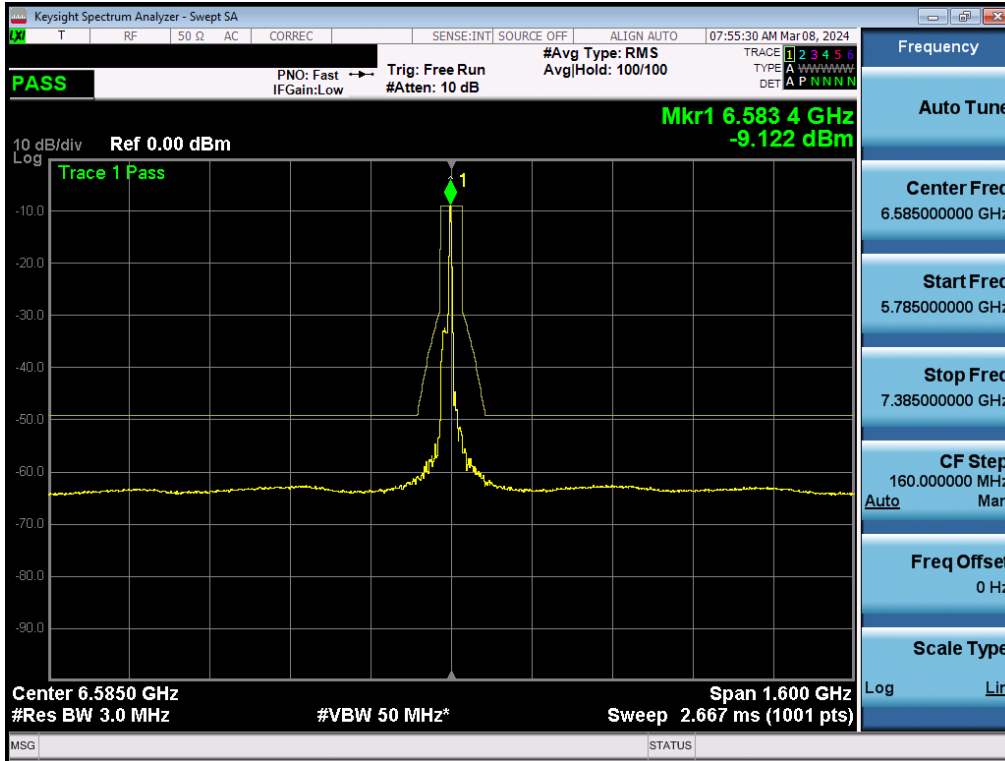


Plot 7-243. In-Band Emission Plot MIMO ANT1 (80MHz BW 802.11be (26 Tones) (UNII Band 7) – Ch. 151)

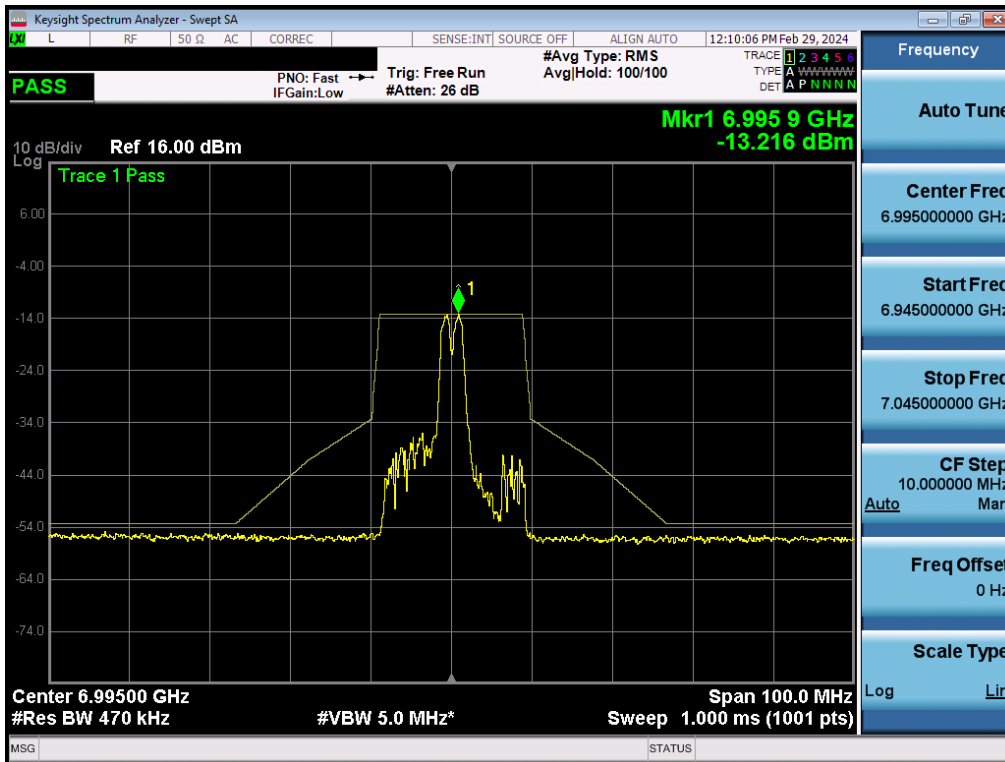


Plot 7-244. In-Band Emission Plot MIMO ANT1 (160MHz BW 802.11be (26 Tones) (UNII Band 7) – Ch. 143)

FCC ID: C3K2077	MEASUREMENT REPORT		Approved by: Technical Manager
Test Report S/N: 1M2312040120-22-R2.C3K	Test Dates: 12/14/2023 - 05/20/2024	EUT Type: Portable Computing Device	Page 166 of 274

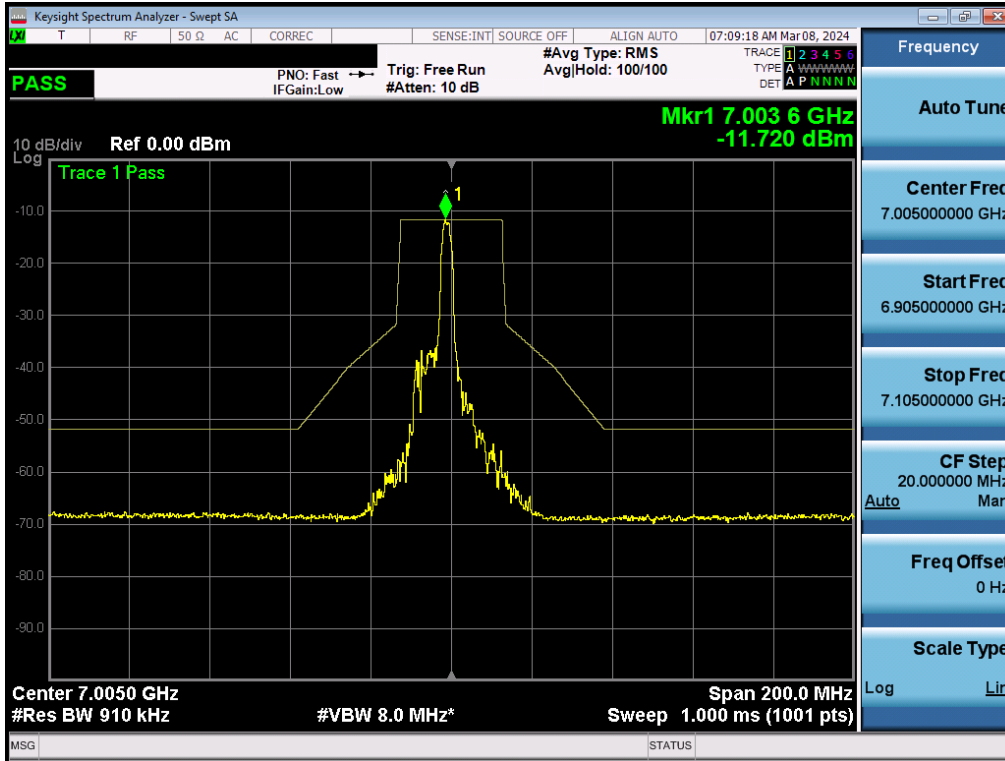


Plot 7-245. In-Band Emission Plot MIMO ANT1 (320MHz BW 802.11be (26 Tones) (UNII Band 7) – Ch. 127)

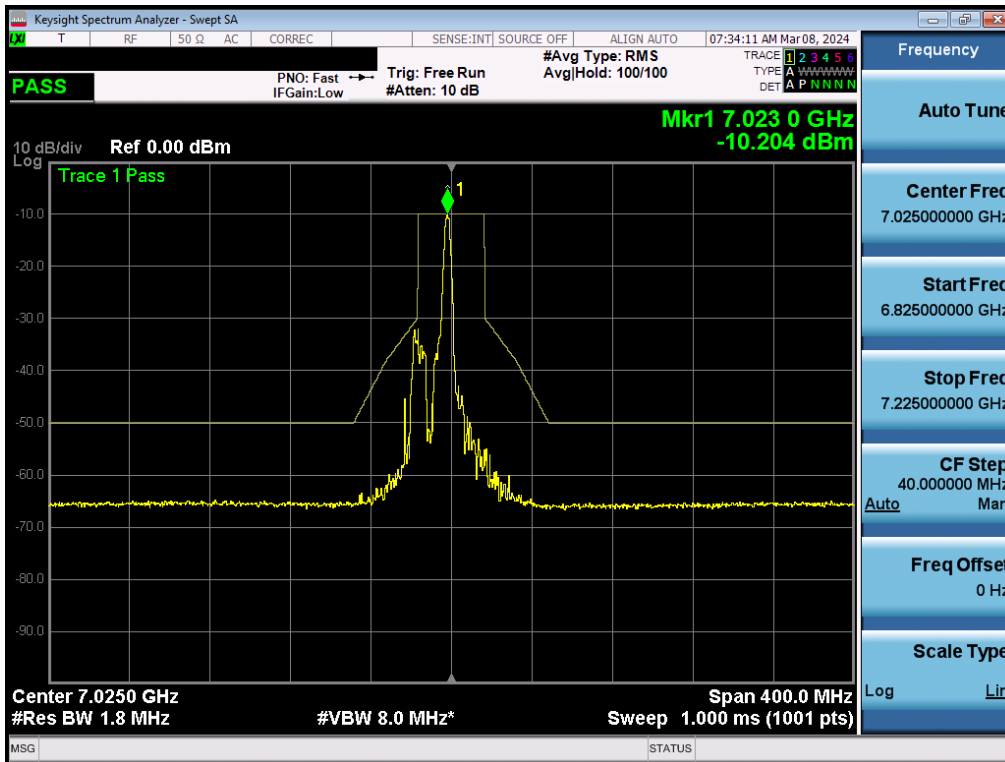


Plot 7-246. In-Band Emission Plot MIMO ANT1 (20MHz BW 802.11be (26 Tones) (UNII Band 8) – Ch. 209)

FCC ID: C3K2077		MEASUREMENT REPORT		Approved by: Technical Manager
Test Report S/N: 1M2312040120-22-R2.C3K	Test Dates: 12/14/2023 - 05/20/2024	EUT Type: Portable Computing Device	Page 167 of 274	

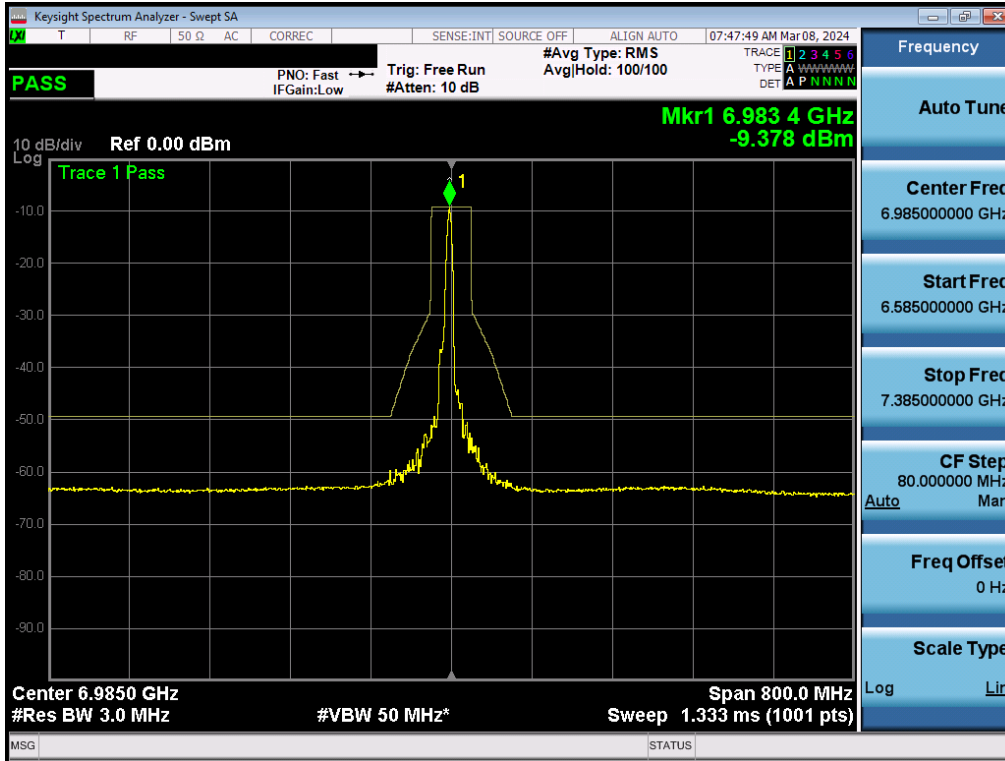


Plot 7-247. In-Band Emission Plot MIMO ANT1 (40MHz BW 802.11be (26 Tones) (UNII Band 8) – Ch. 211)

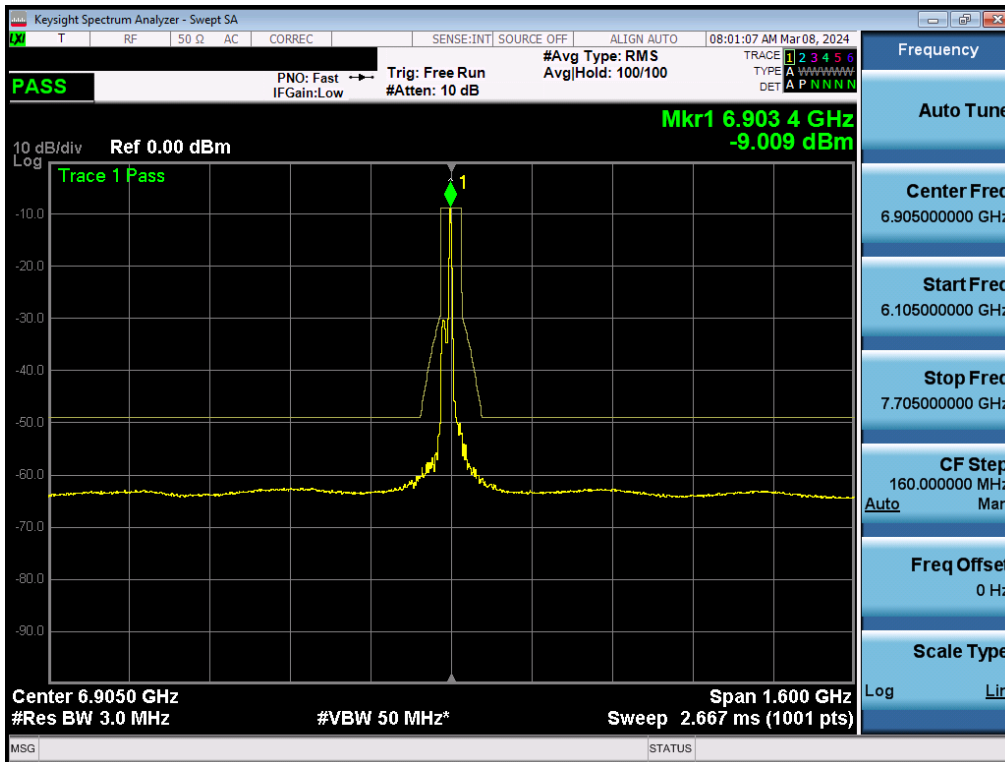


Plot 7-248. In-Band Emission Plot MIMO ANT1 (80MHz BW 802.11be (26 Tones) (UNII Band 8) – Ch. 215)

FCC ID: C3K2077	MEASUREMENT REPORT		Approved by: Technical Manager
Test Report S/N: 1M2312040120-22-R2.C3K	Test Dates: 12/14/2023 - 05/20/2024	EUT Type: Portable Computing Device	Page 168 of 274

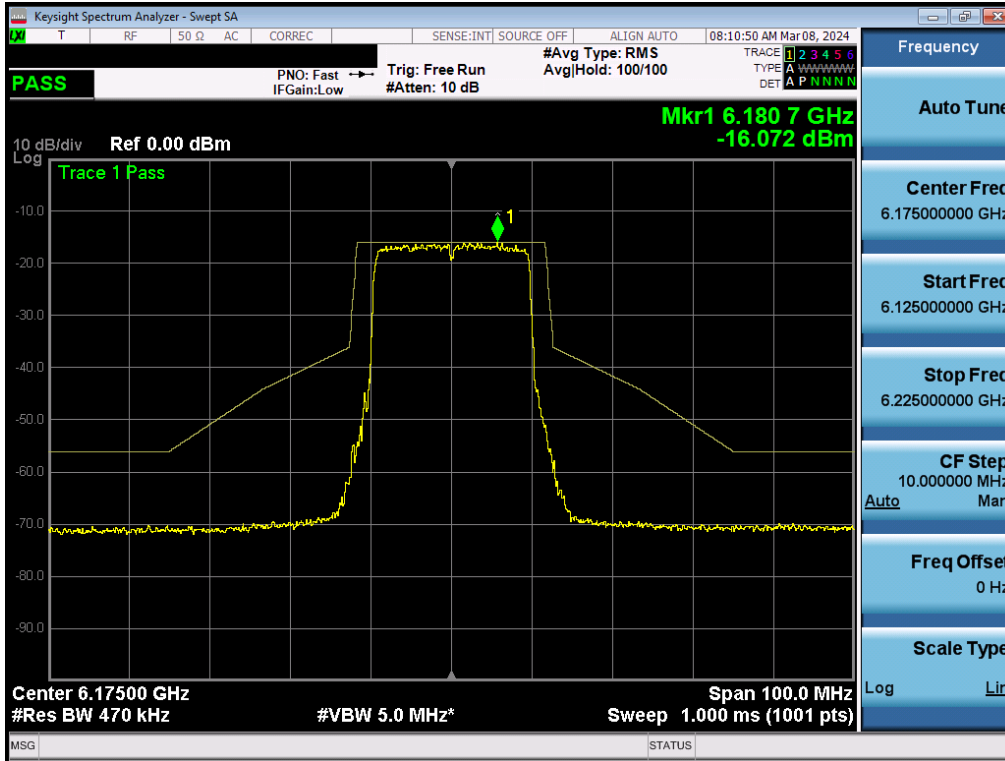


Plot 7-249. In-Band Emission Plot MIMO ANT1 (160MHz BW 802.11be (26 Tones) (UNII Band 8) – Ch. 207)

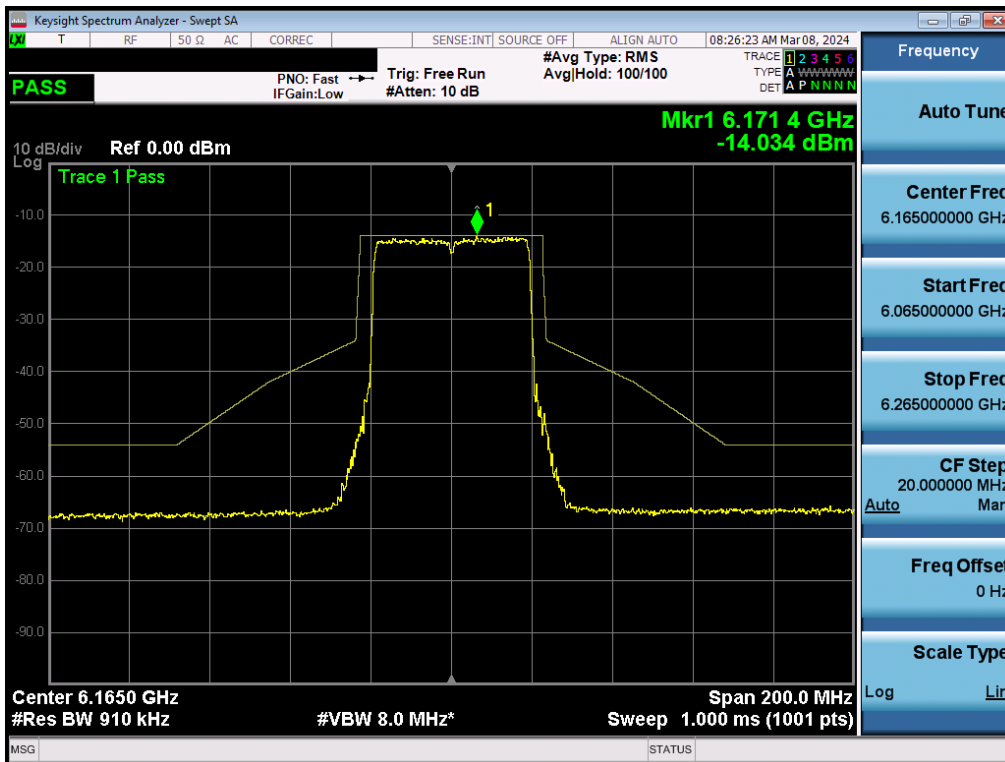


Plot 7-250. In-Band Emission Plot MIMO ANT1 (320MHz BW 802.11be (26 Tones) (UNII Band 8) – Ch. 191)

FCC ID: C3K2077	MEASUREMENT REPORT		Approved by: Technical Manager
Test Report S/N: 1M2312040120-22-R2.C3K	Test Dates: 12/14/2023 - 05/20/2024	EUT Type: Portable Computing Device	Page 169 of 274

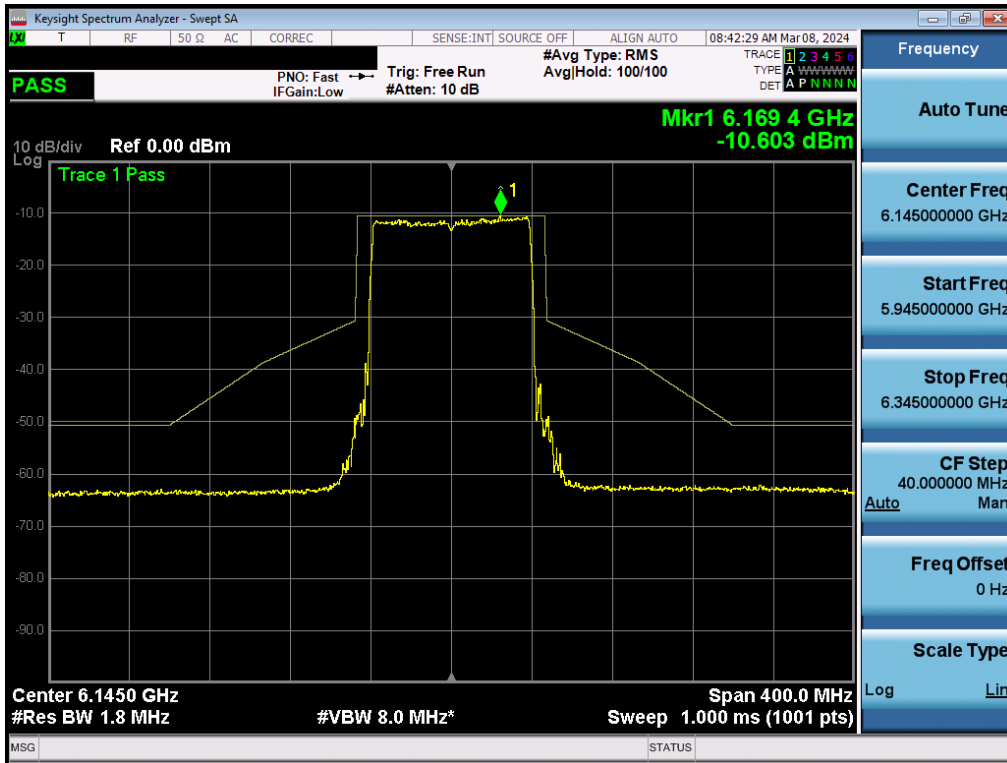


Plot 7-251. In-Band Emission Plot MIMO ANT1 (20MHz BW 802.11be (Full Tone) (UNII Band 5) – Ch. 45)

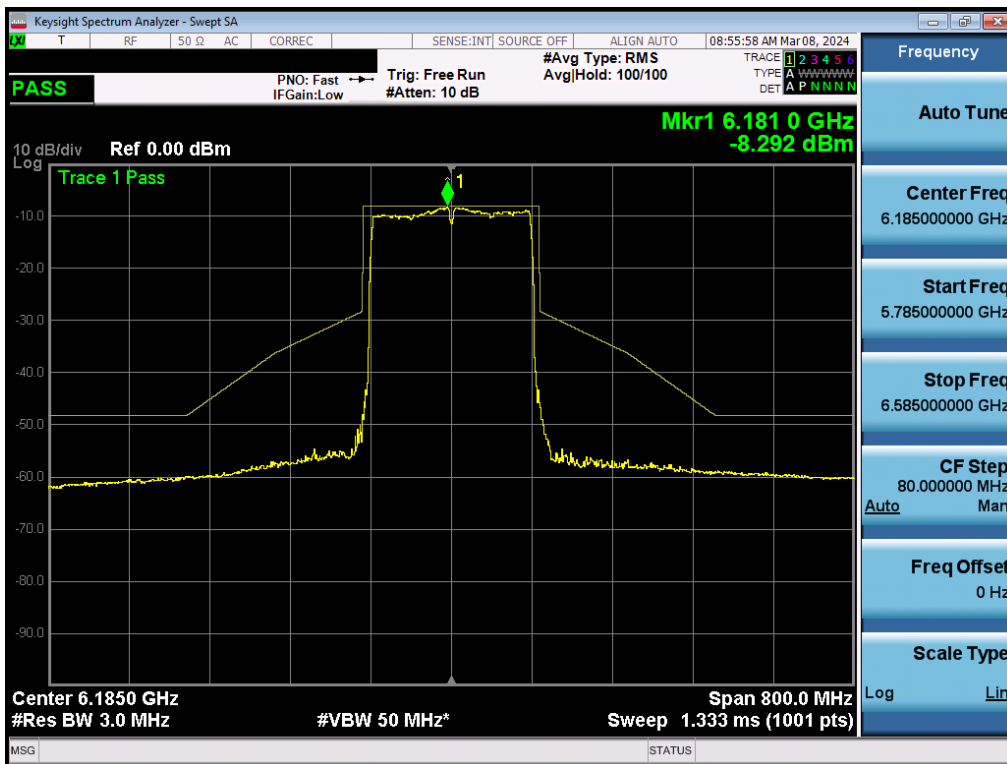


Plot 7-252. In-Band Emission Plot MIMO ANT1 (40MHz BW 802.11be (Full Tone) (UNII Band 5) – Ch. 43)

FCC ID: C3K2077	MEASUREMENT REPORT		Approved by: Technical Manager
Test Report S/N: 1M2312040120-22-R2.C3K	Test Dates: 12/14/2023 - 05/20/2024	EUT Type: Portable Computing Device	Page 170 of 274

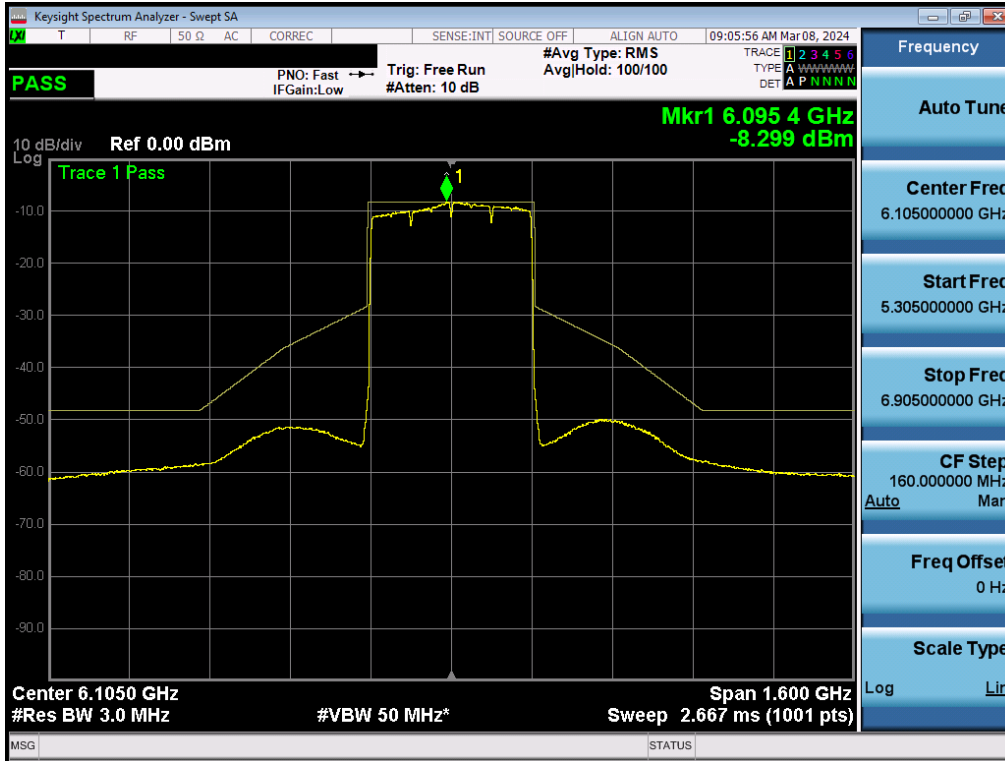


Plot 7-253. In-Band Emission Plot MIMO ANT1 (80MHz BW 802.11be (Full Tone) (UNII Band 5) – Ch. 39)

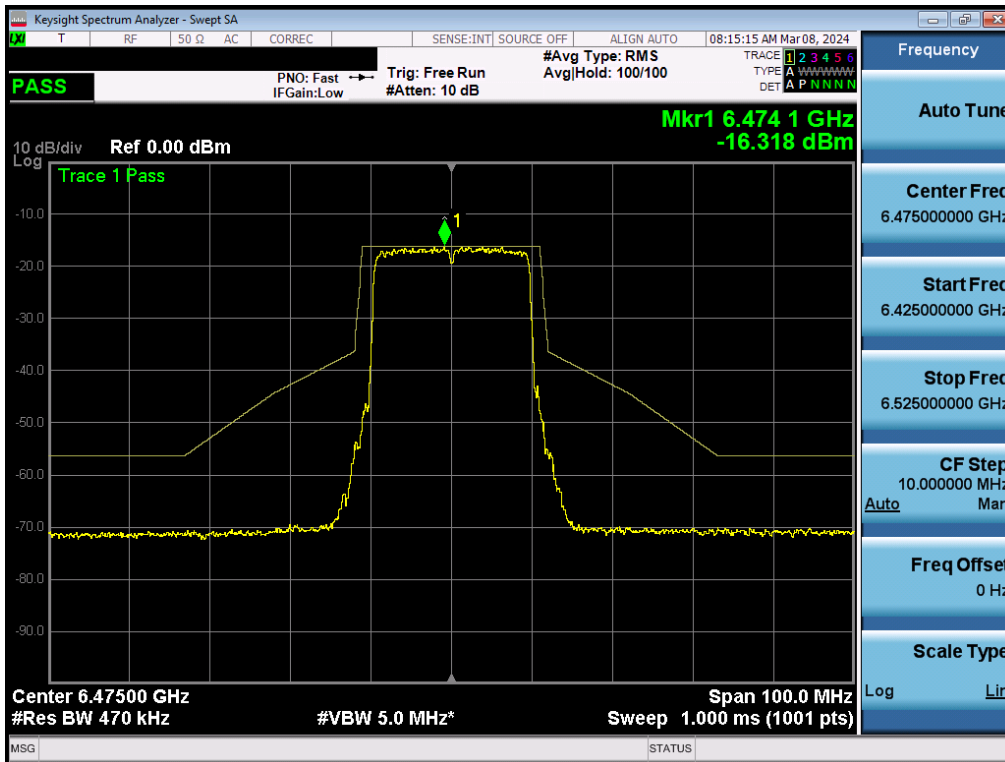


Plot 7-254. In-Band Emission Plot MIMO ANT1 (160MHz BW 802.11be (Full Tone) (UNII Band 5) – Ch. 47)

FCC ID: C3K2077	MEASUREMENT REPORT		Approved by: Technical Manager
Test Report S/N: 1M2312040120-22-R2.C3K	Test Dates: 12/14/2023 - 05/20/2024	EUT Type: Portable Computing Device	Page 171 of 274

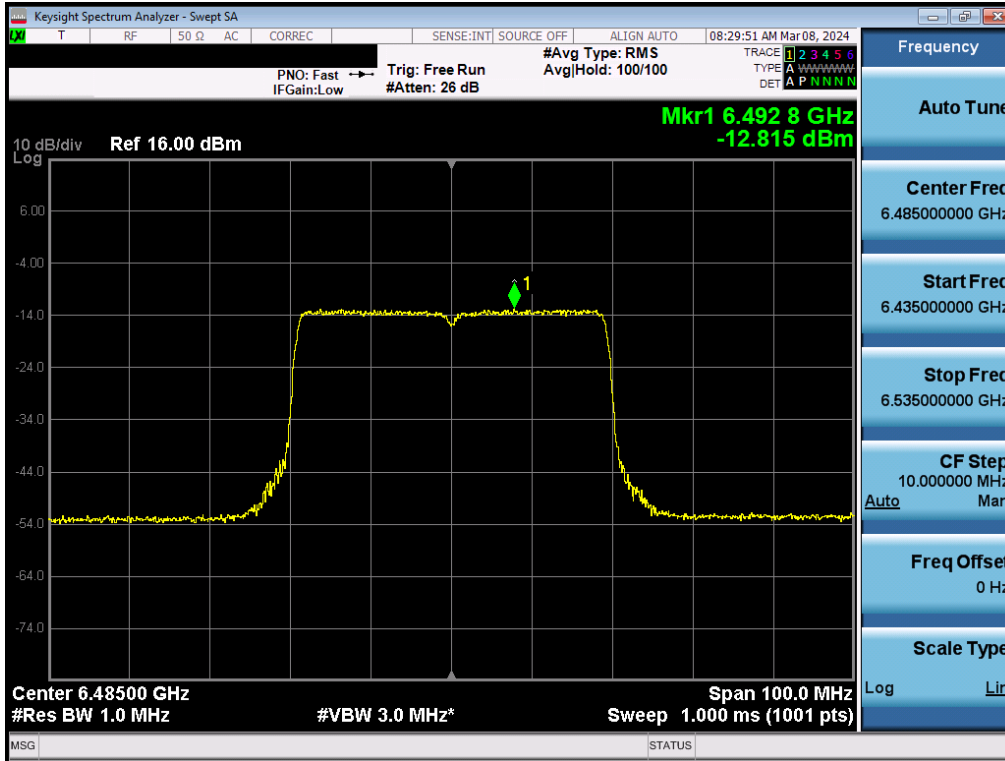


Plot 7-255. In-Band Emission Plot MIMO ANT1 (320MHz BW 802.11be (Full Tone) (UNII Band 5) – Ch. 31)

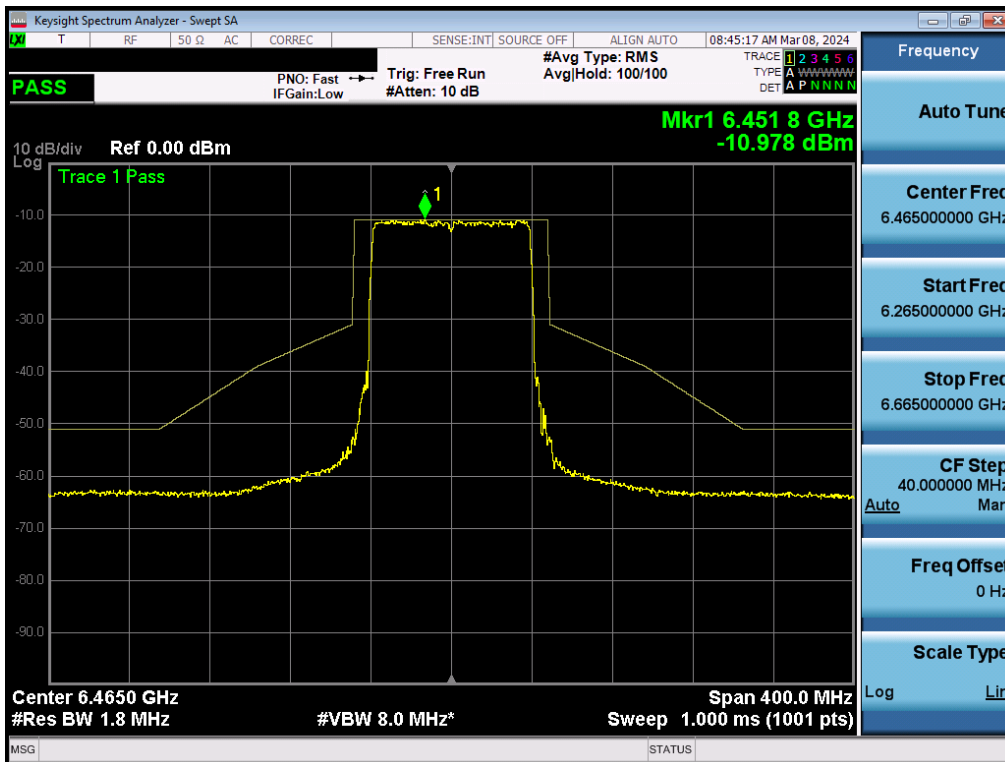


Plot 7-256. In-Band Emission Plot MIMO ANT1 (20MHz BW 802.11be (Full Tone) (UNII Band 6) – Ch. 105)

FCC ID: C3K2077	MEASUREMENT REPORT		Approved by: Technical Manager
Test Report S/N: 1M2312040120-22-R2.C3K	Test Dates: 12/14/2023 - 05/20/2024	EUT Type: Portable Computing Device	Page 172 of 274

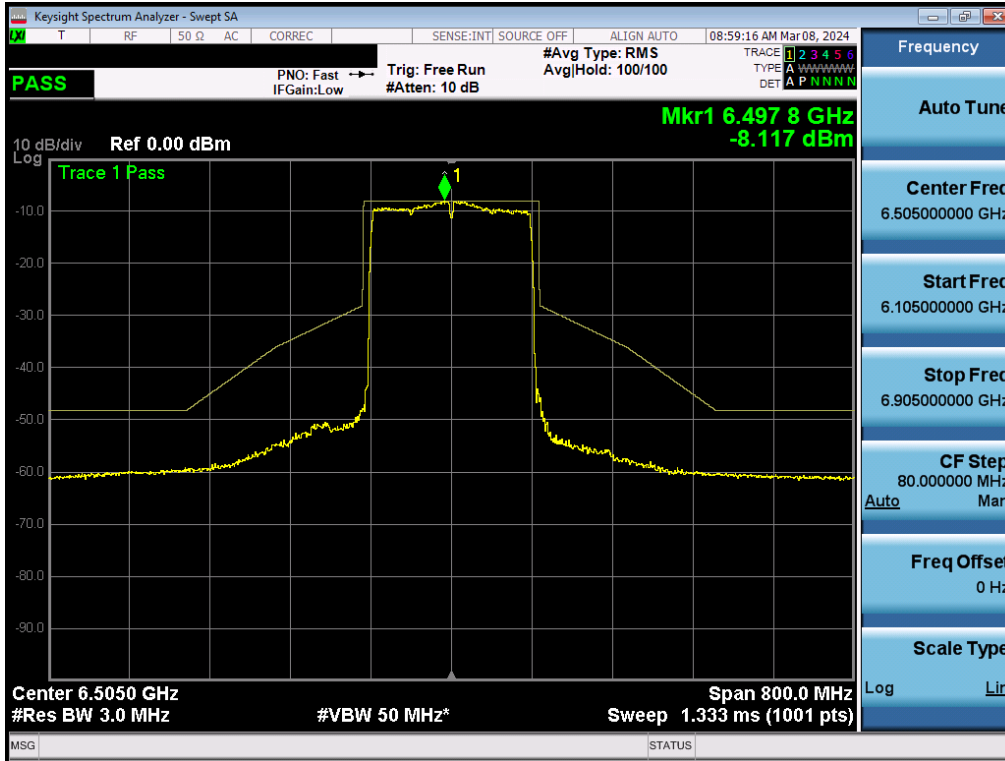


Plot 7-257. In-Band Emission Plot MIMO ANT1 (40MHz BW 802.11be (Full Tone) (UNII Band 6) – Ch. 107)

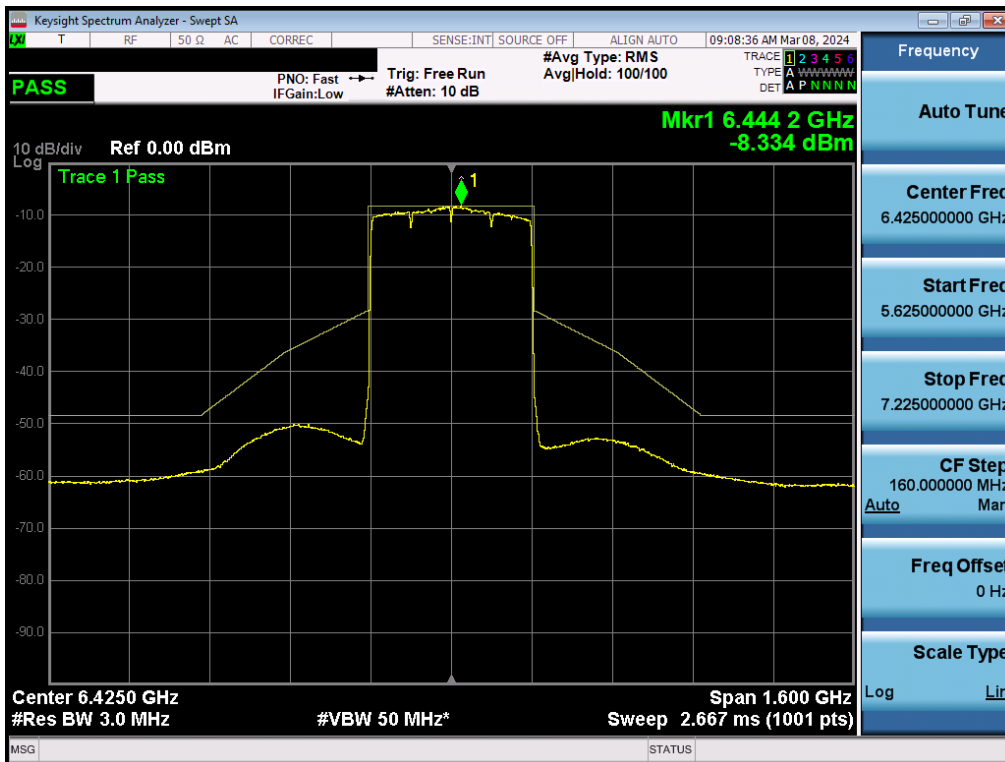


Plot 7-258. In-Band Emission Plot MIMO ANT1 (80MHz BW 802.11be (Full Tone) (UNII Band 6) – Ch. 103)

FCC ID: C3K2077	MEASUREMENT REPORT		Approved by: Technical Manager
Test Report S/N: 1M2312040120-22-R2.C3K	Test Dates: 12/14/2023 - 05/20/2024	EUT Type: Portable Computing Device	Page 173 of 274

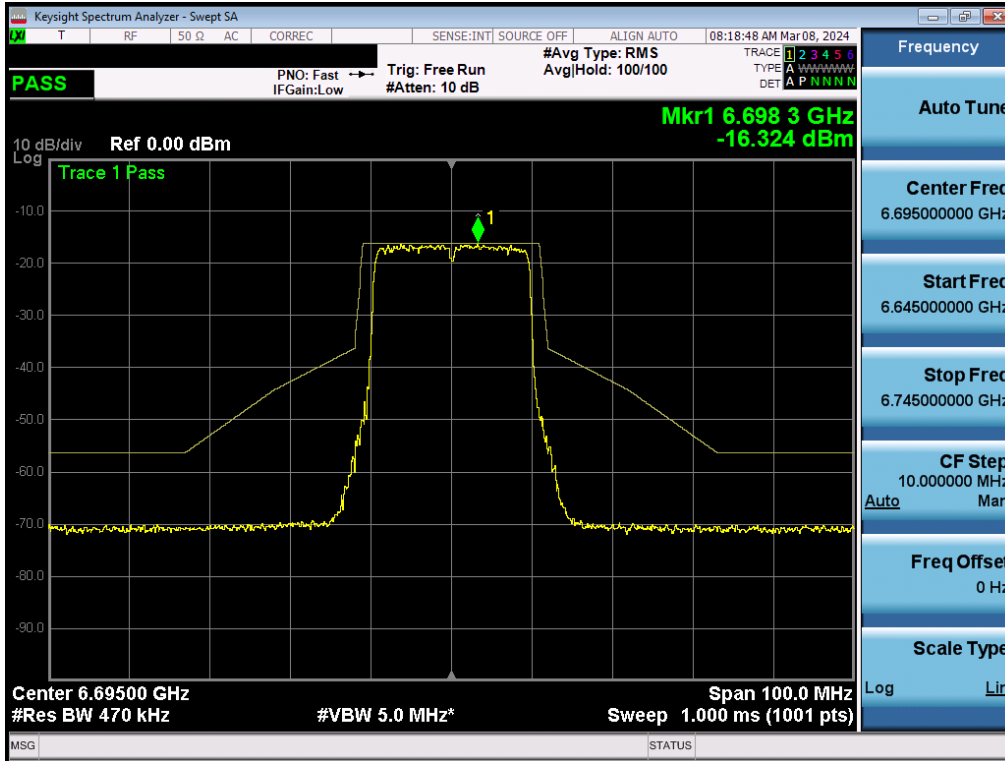


Plot 7-259. In-Band Emission Plot MIMO ANT1 (160MHz BW 802.11be (Full Tone) (UNII Band 6) – Ch. 111)

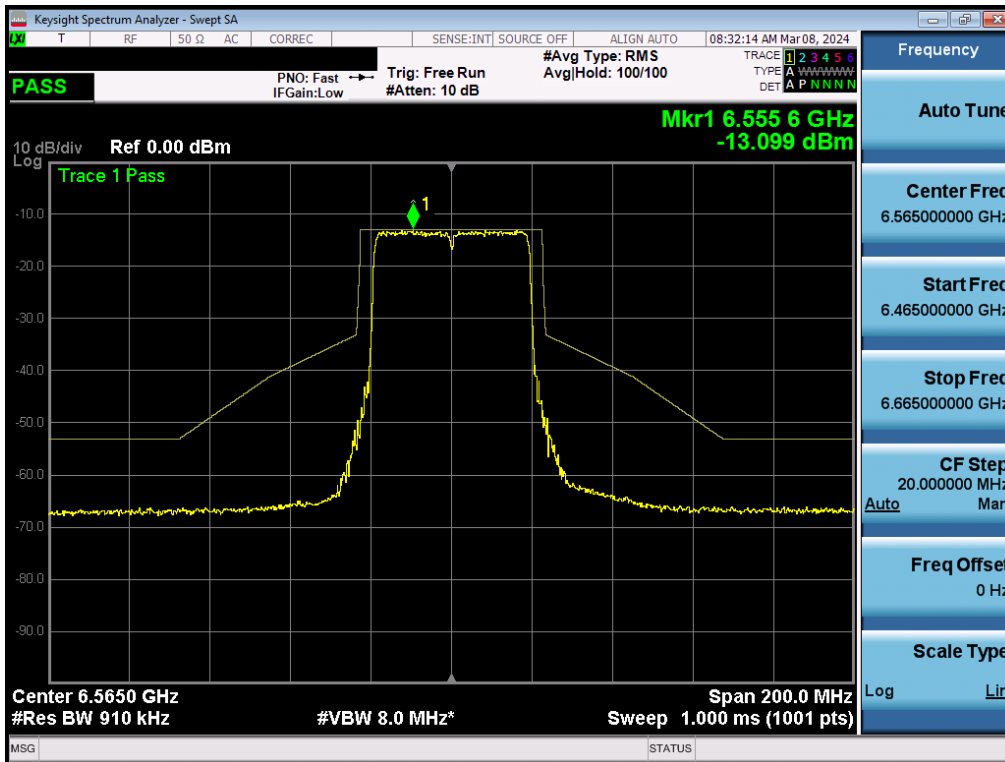


Plot 7-260. In-Band Emission Plot MIMO ANT1 (320MHz BW 802.11be (Full Tone) (UNII Band 6) – Ch. 95)

FCC ID: C3K2077	MEASUREMENT REPORT		Approved by: Technical Manager
Test Report S/N: 1M2312040120-22-R2.C3K	Test Dates: 12/14/2023 - 05/20/2024	EUT Type: Portable Computing Device	Page 174 of 274

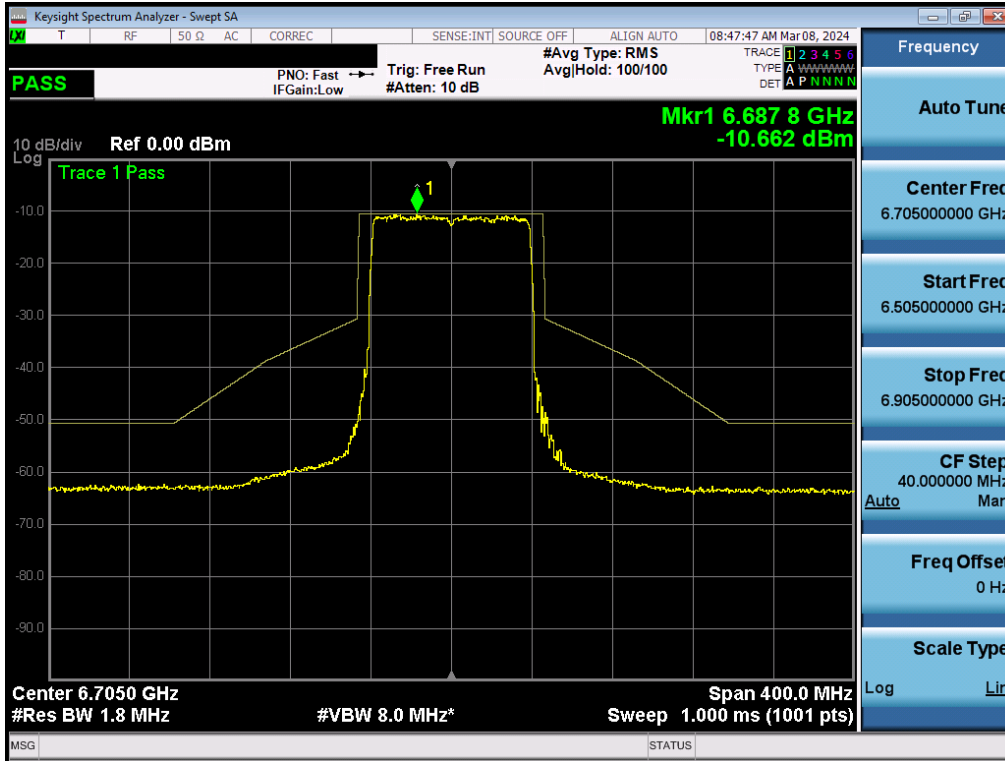


Plot 7-261. In-Band Emission Plot MIMO ANT1 (20MHz BW 802.11be (Full Tone) (UNII Band 7) – Ch. 149)

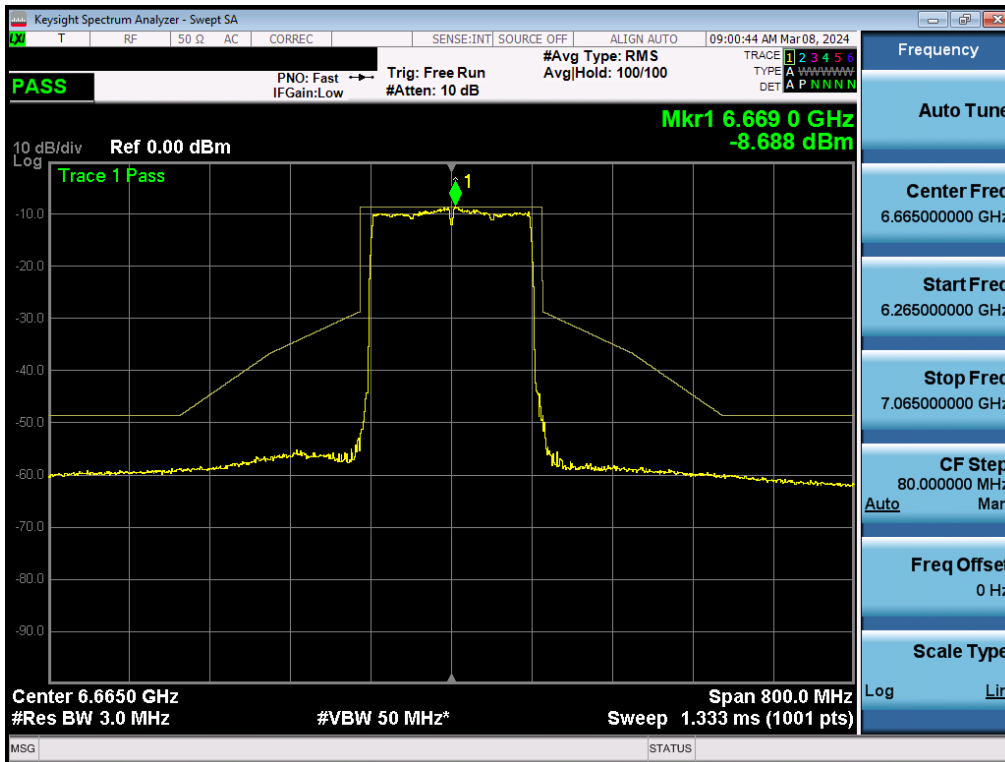


Plot 7-262. In-Band Emission Plot MIMO ANT1 (40MHz BW 802.11be (Full Tone) (UNII Band 7) – Ch. 123)

FCC ID: C3K2077		MEASUREMENT REPORT		Approved by: Technical Manager
Test Report S/N: 1M2312040120-22-R2.C3K	Test Dates: 12/14/2023 - 05/20/2024	EUT Type: Portable Computing Device	Page 175 of 274	

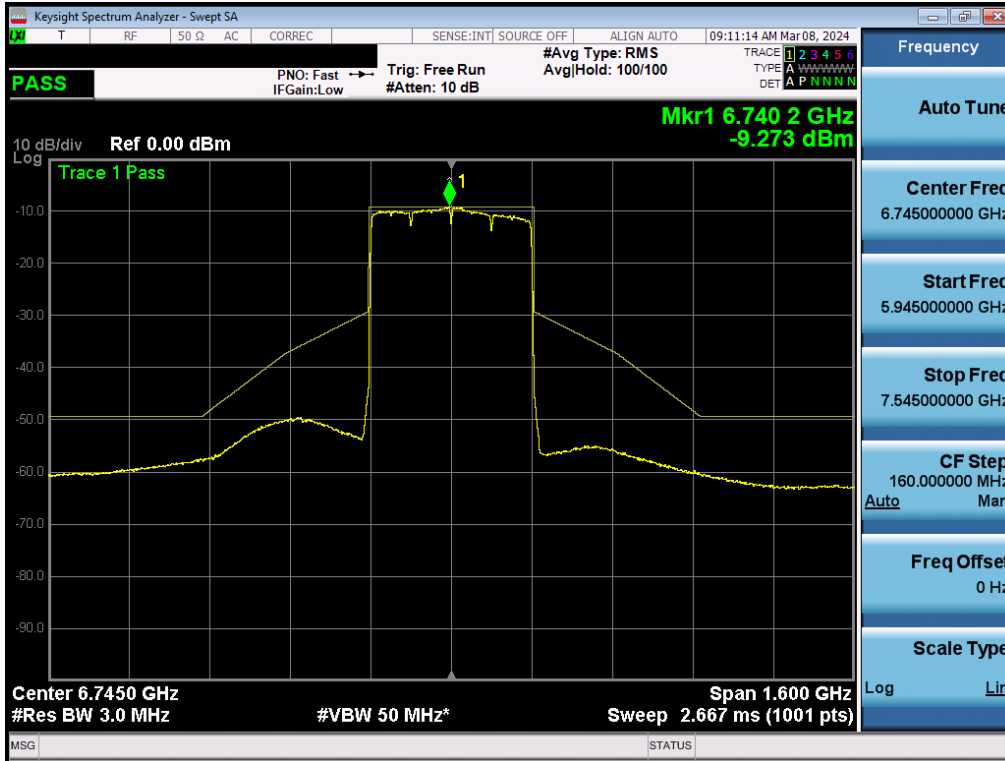


Plot 7-263. In-Band Emission Plot MIMO ANT1 (80MHz BW 802.11be (Full Tone) (UNII Band 7) – Ch. 151)

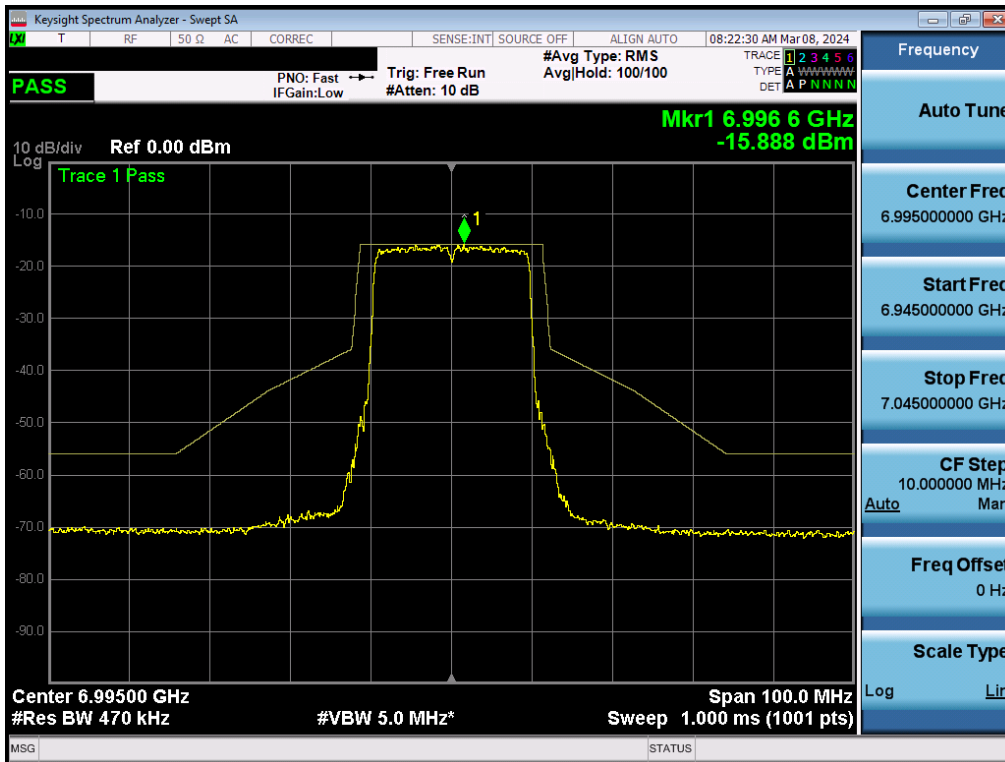


Plot 7-264. In-Band Emission Plot MIMO ANT1 (160MHz BW 802.11be (Full Tone) (UNII Band 7) – Ch. 143)

FCC ID: C3K2077	MEASUREMENT REPORT		Approved by: Technical Manager
Test Report S/N: 1M2312040120-22-R2.C3K	Test Dates: 12/14/2023 - 05/20/2024	EUT Type: Portable Computing Device	Page 176 of 274

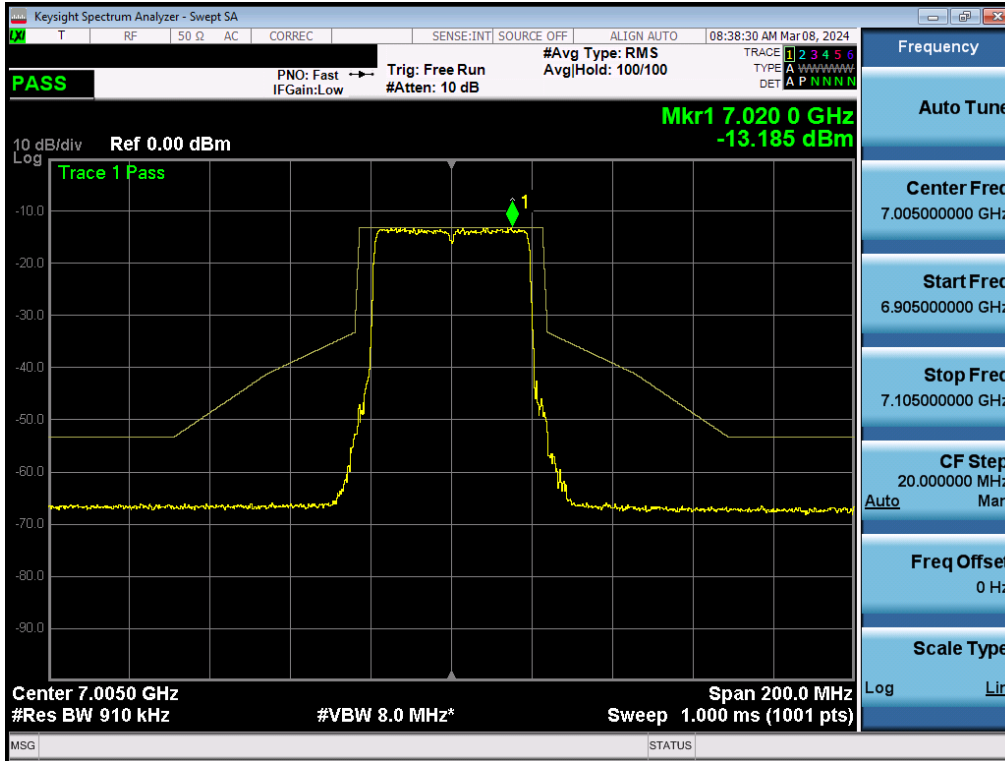


Plot 7-265. In-Band Emission Plot MIMO ANT1 (320MHz BW 802.11be (Full Tone) (UNII Band 7) – Ch. 159)

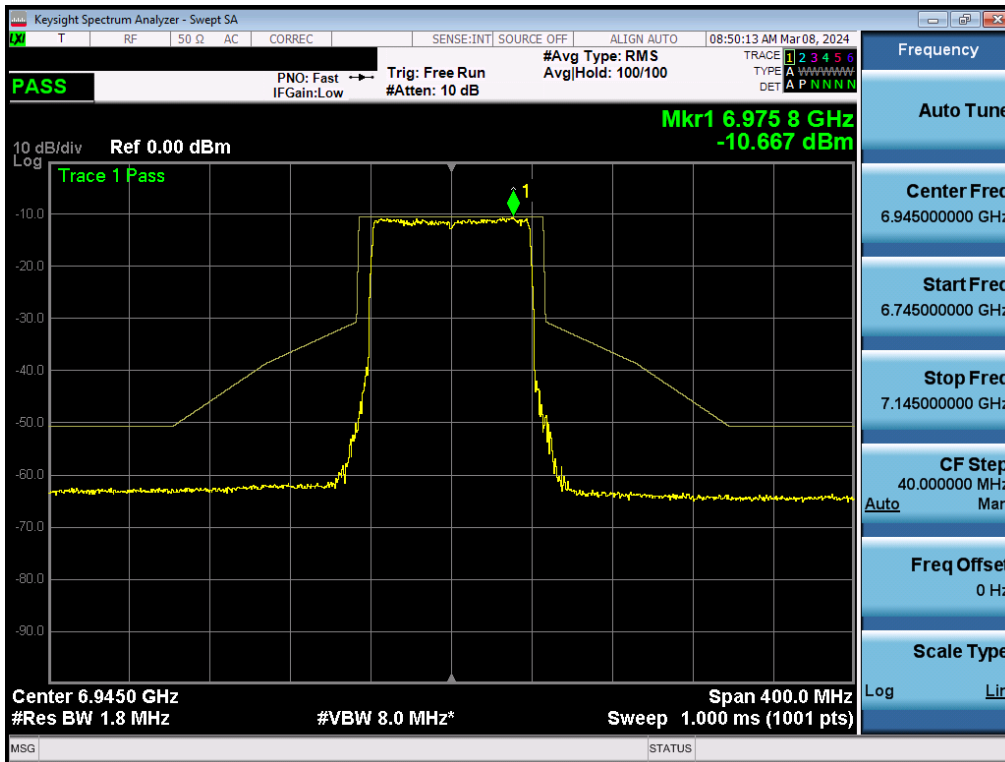


Plot 7-266. In-Band Emission Plot MIMO ANT1 (20MHz BW 802.11be (Full Tone) (UNII Band 8) – Ch. 209)

FCC ID: C3K2077	MEASUREMENT REPORT		Approved by: Technical Manager
Test Report S/N: 1M2312040120-22-R2.C3K	Test Dates: 12/14/2023 - 05/20/2024	EUT Type: Portable Computing Device	Page 177 of 274

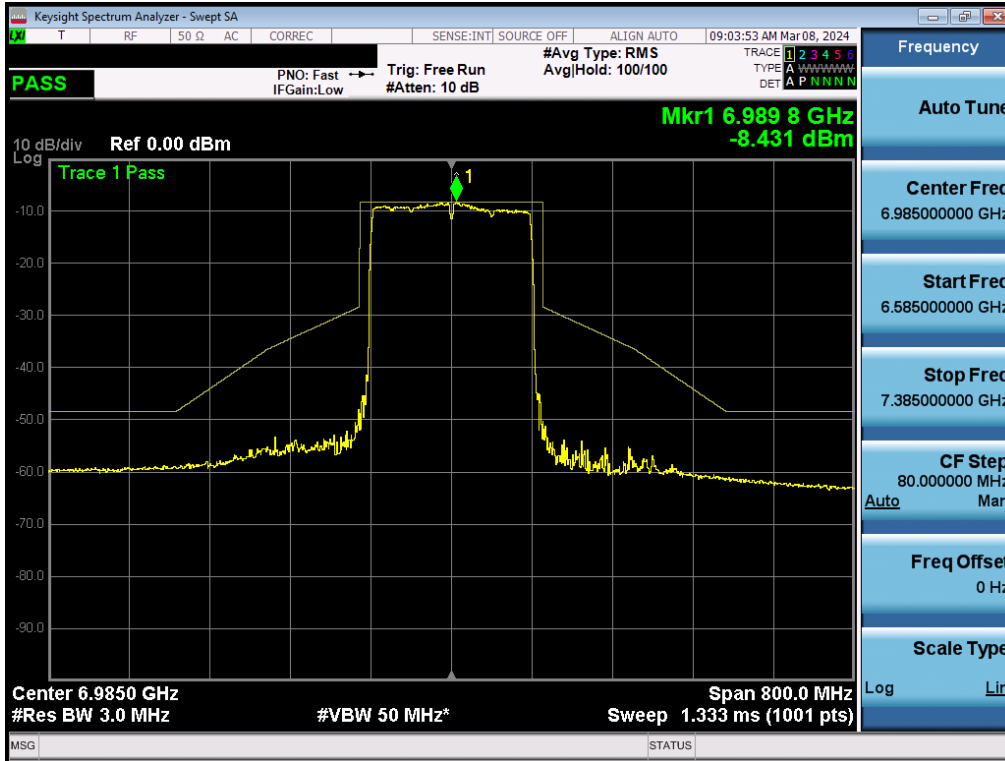


Plot 7-267. In-Band Emission Plot MIMO ANT1 (40MHz BW 802.11be (Full Tone) (UNII Band 8) – Ch. 211)

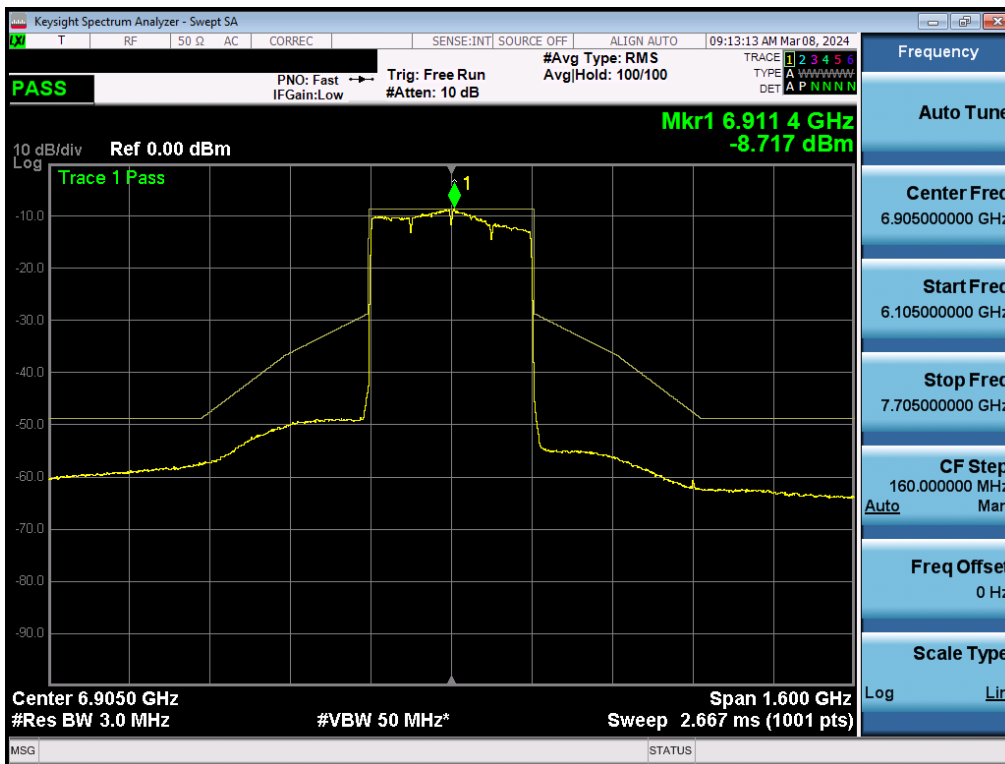


Plot 7-268. In-Band Emission Plot MIMO ANT1 (80MHz BW 802.11be (Full Tone) (UNII Band 8) – Ch. 199)

FCC ID: C3K2077	MEASUREMENT REPORT		Approved by: Technical Manager
Test Report S/N: 1M2312040120-22-R2.C3K	Test Dates: 12/14/2023 - 05/20/2024	EUT Type: Portable Computing Device	Page 178 of 274

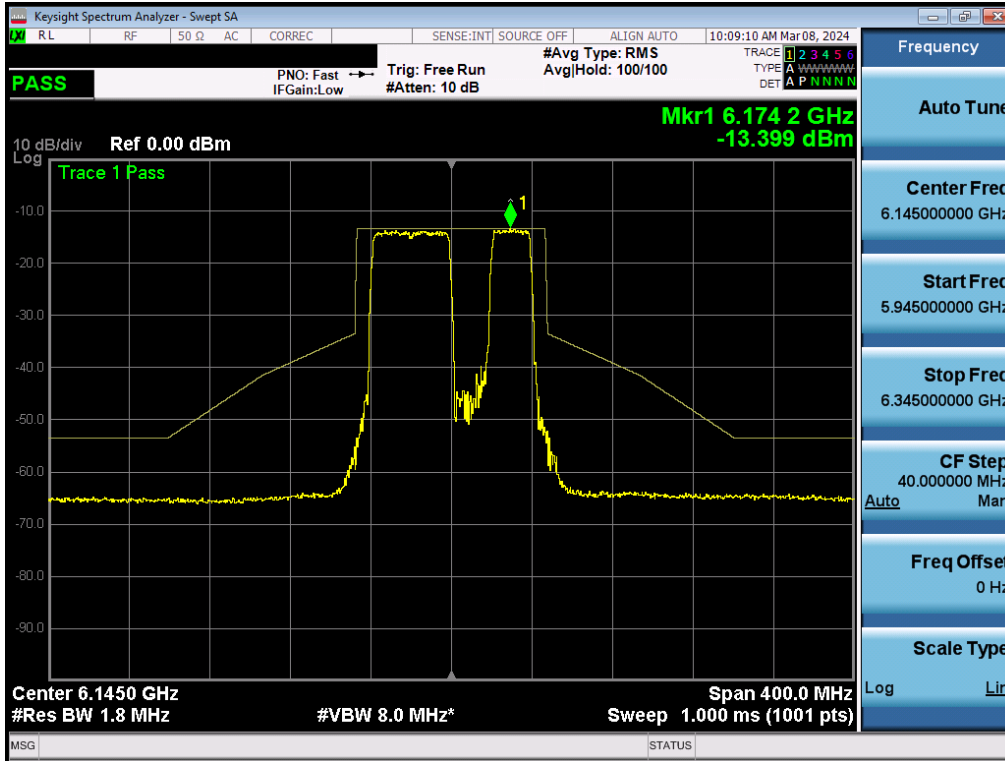


Plot 7-269. In-Band Emission Plot MIMO ANT1 (160MHz BW 802.11be (Full Tone) (UNII Band 8) – Ch. 207)

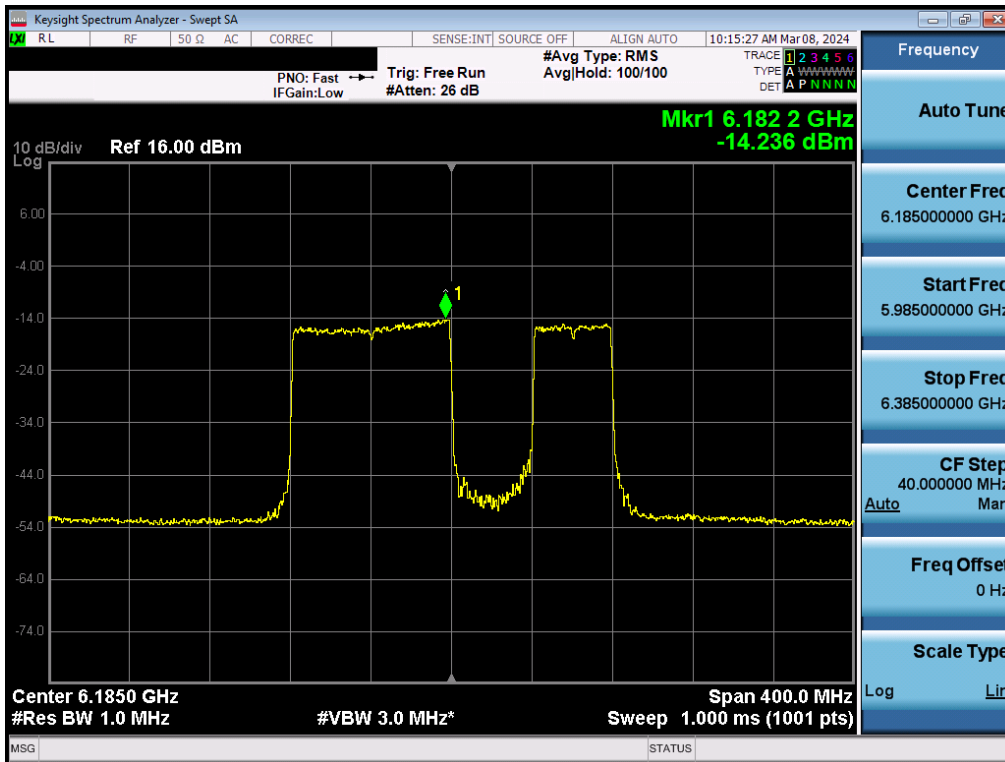


Plot 7-270. In-Band Emission Plot MIMO ANT1 (320MHz BW 802.11be (Full Tone) (UNII Band 8) – Ch. 191)

FCC ID: C3K2077	MEASUREMENT REPORT		Approved by: Technical Manager
Test Report S/N: 1M2312040120-22-R2.C3K	Test Dates: 12/14/2023 - 05/20/2024	EUT Type: Portable Computing Device	Page 179 of 274

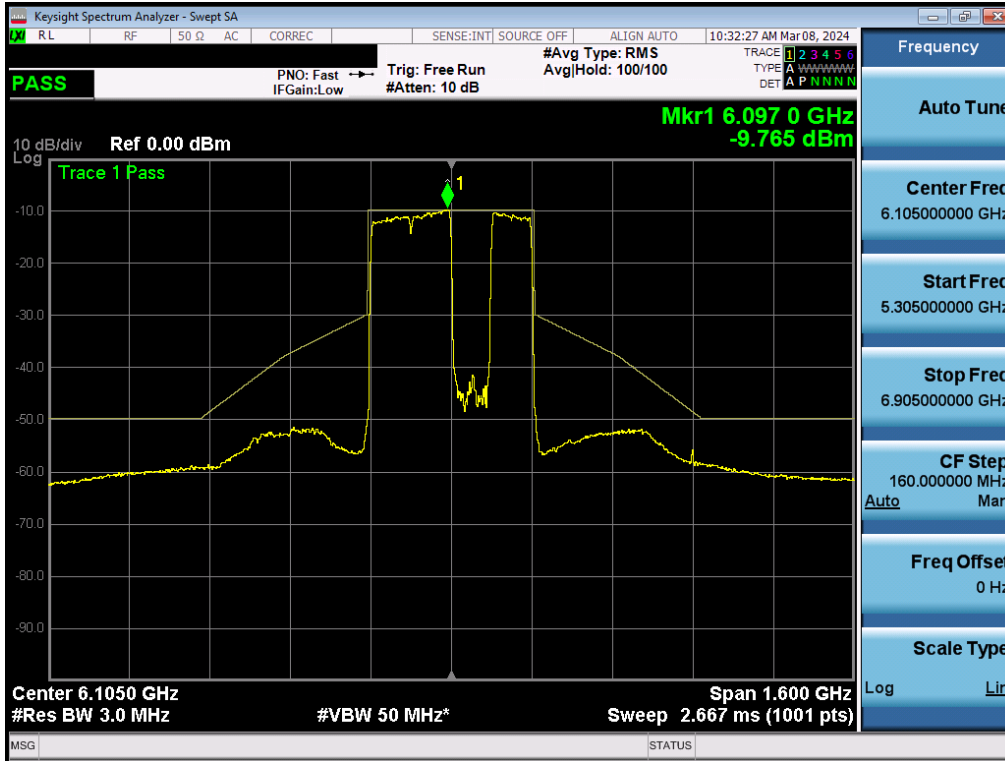


Plot 7-271. In-Band Emission Plot MIMO ANT1 (80MHz BW 802.11be (484+242 Tone) (UNII Band 5) – Ch. 39)

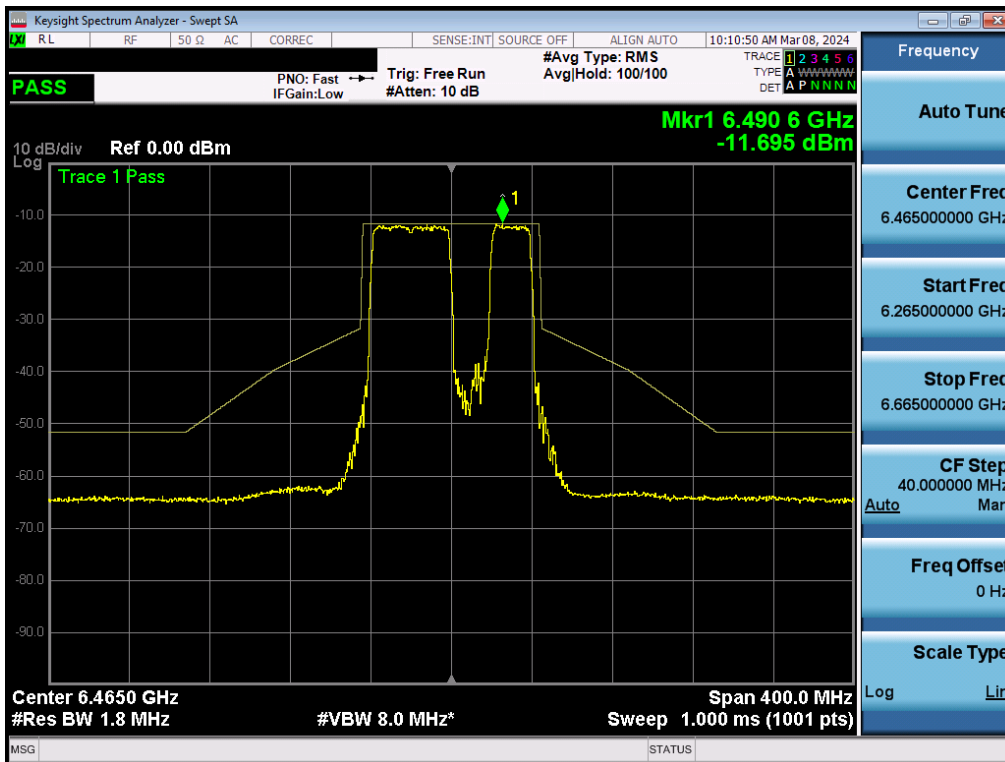


Plot 7-272. In-Band Emission Plot MIMO ANT1 (160MHz BW 802.11be (996+484 Tone) (UNII Band 5) – Ch. 47)

FCC ID: C3K2077	MEASUREMENT REPORT		Approved by: Technical Manager
Test Report S/N: 1M2312040120-22-R2.C3K	Test Dates: 12/14/2023 - 05/20/2024	EUT Type: Portable Computing Device	Page 180 of 274

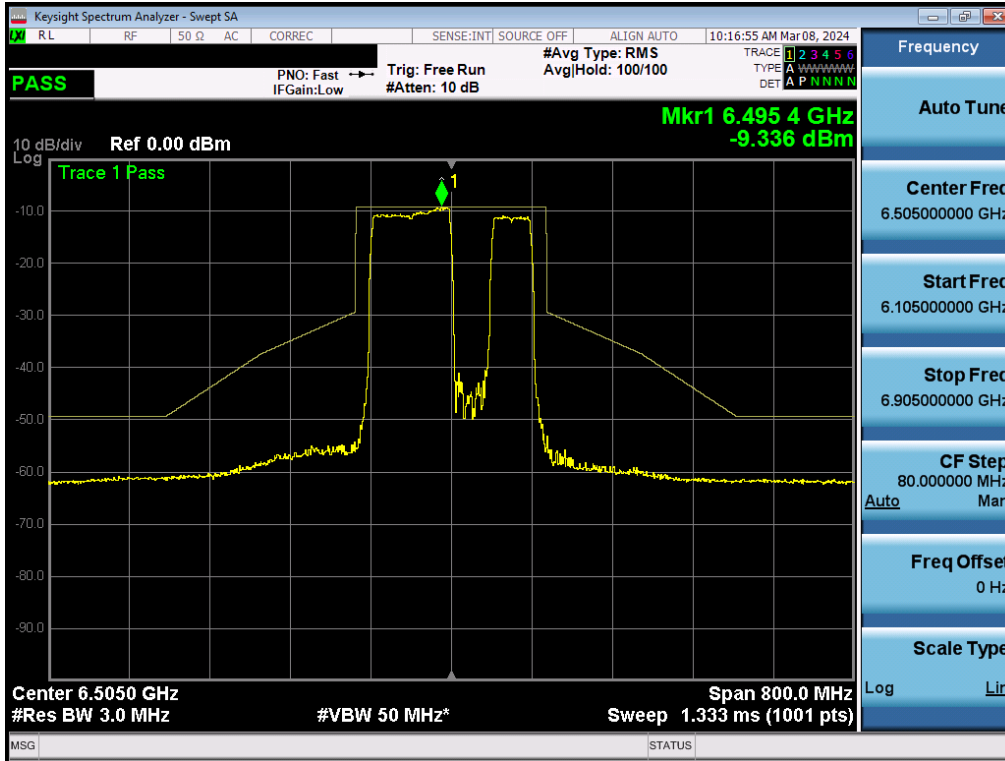


Plot 7-273. In-Band Emission Plot MIMO ANT1 (320MHz BW 802.11be (3*996 Tone) (UNII Band 5) – Ch. 31)

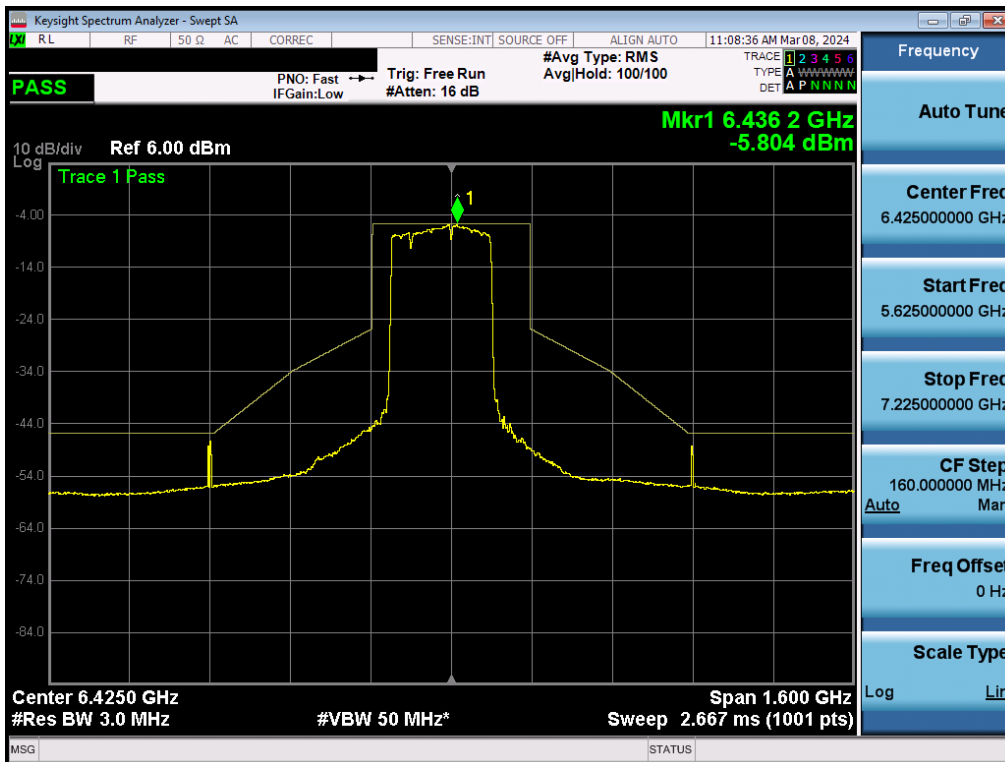


Plot 7-274. In-Band Emission Plot MIMO ANT1 (80MHz BW 802.11be (484+242 Tone) (UNII Band 6) – Ch. 103)

FCC ID: C3K2077	MEASUREMENT REPORT		Approved by: Technical Manager
Test Report S/N: 1M2312040120-22-R2.C3K	Test Dates: 12/14/2023 - 05/20/2024	EUT Type: Portable Computing Device	Page 181 of 274

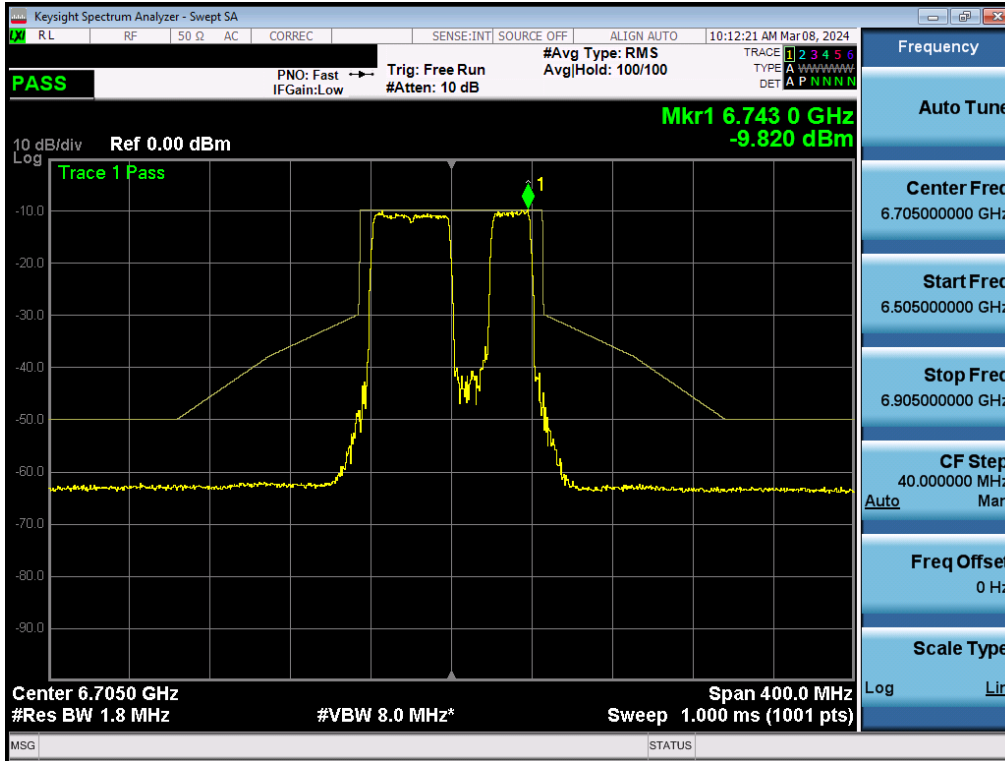


Plot 7-275. In-Band Emission Plot MIMO ANT1 (160MHz BW 802.11be (996+484 Tone) (UNII Band 6) – Ch. 111)

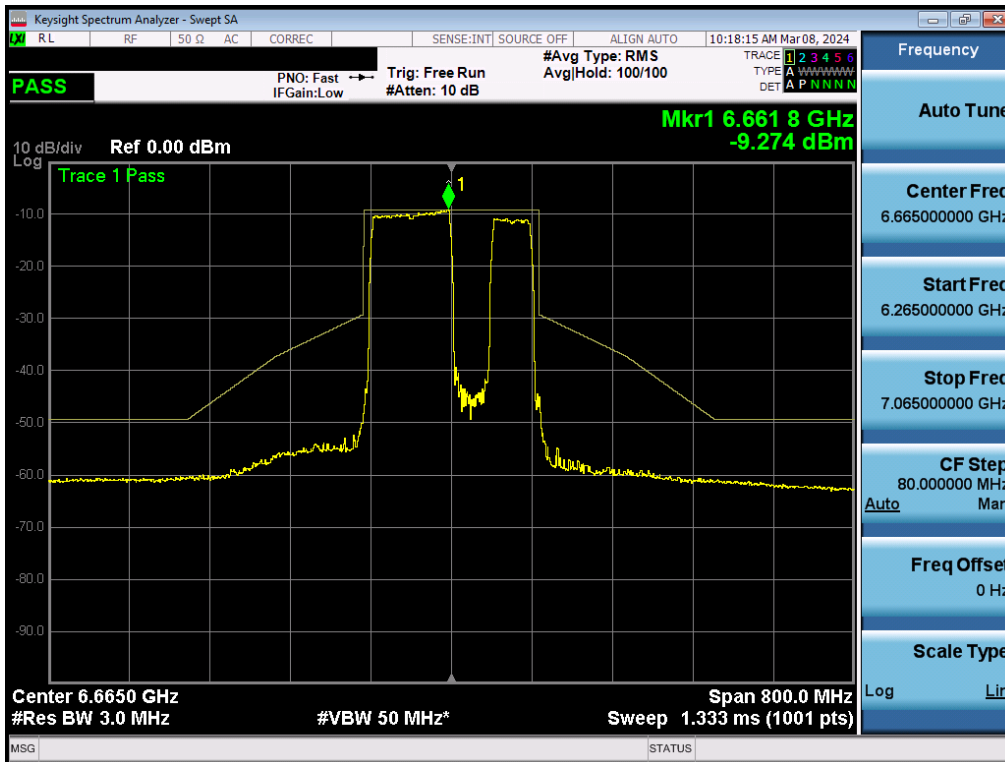


Plot 7-276. In-Band Emission Plot MIMO ANT1 (320MHz BW 802.11be (2*996+484 Tone) (UNII Band 6) – Ch. 95)

FCC ID: C3K2077	MEASUREMENT REPORT		Approved by: Technical Manager
Test Report S/N: 1M2312040120-22-R2.C3K	Test Dates: 12/14/2023 - 05/20/2024	EUT Type: Portable Computing Device	Page 182 of 274

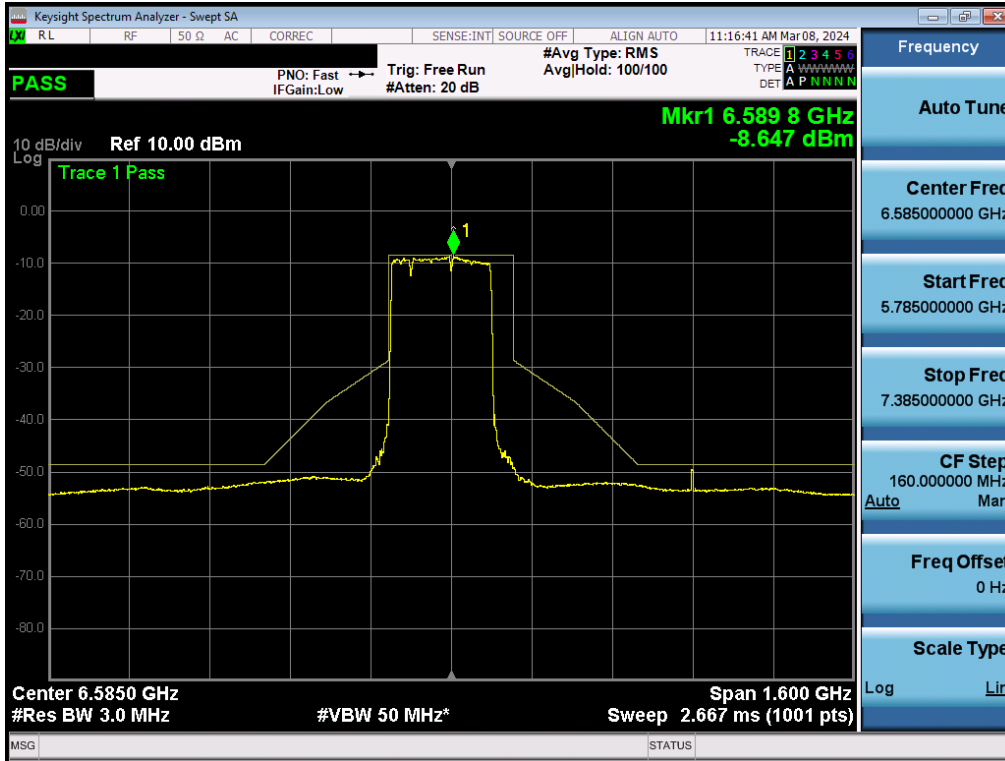


Plot 7-277. In-Band Emission Plot MIMO ANT1 (80MHz BW 802.11be (484+242 Tone) (UNII Band 7) – Ch. 151)

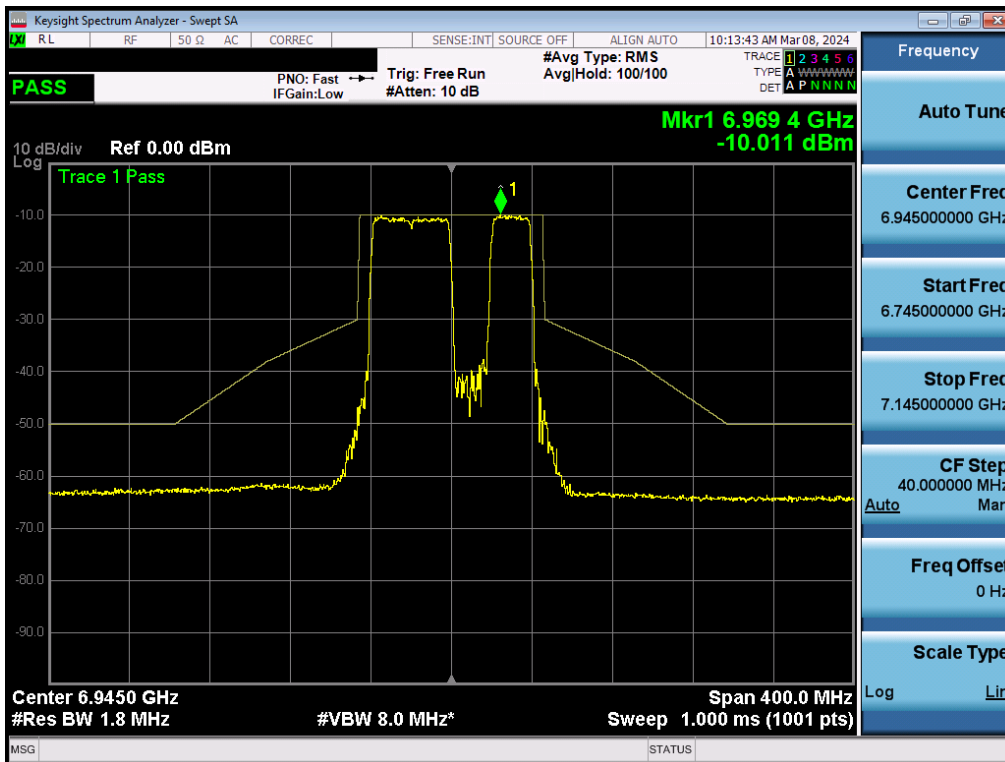


Plot 7-278. In-Band Emission Plot MIMO ANT1 (160MHz BW 802.11be (996+484 Tone) (UNII Band 7) – Ch. 143)

FCC ID: C3K2077	MEASUREMENT REPORT		Approved by: Technical Manager
Test Report S/N: 1M2312040120-22-R2.C3K	Test Dates: 12/14/2023 - 05/20/2024	EUT Type: Portable Computing Device	Page 183 of 274

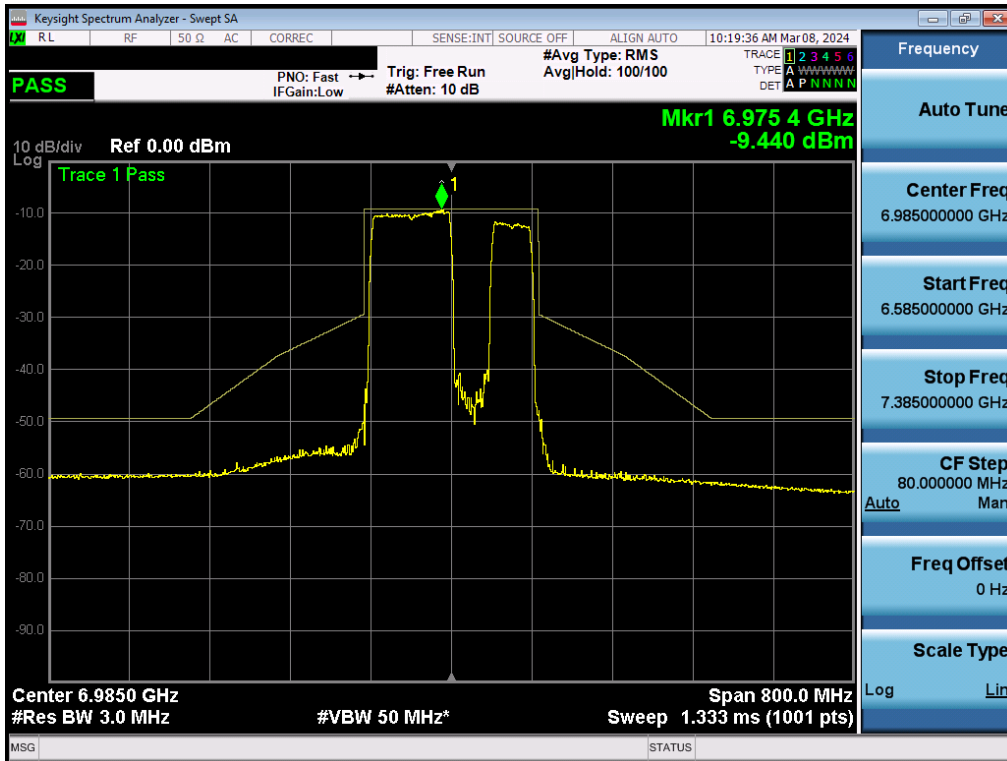


Plot 7-279. In-Band Emission Plot MIMO ANT1 (320MHz BW 802.11be (2*996+484 Tone) (UNII Band 7) – Ch. 127)

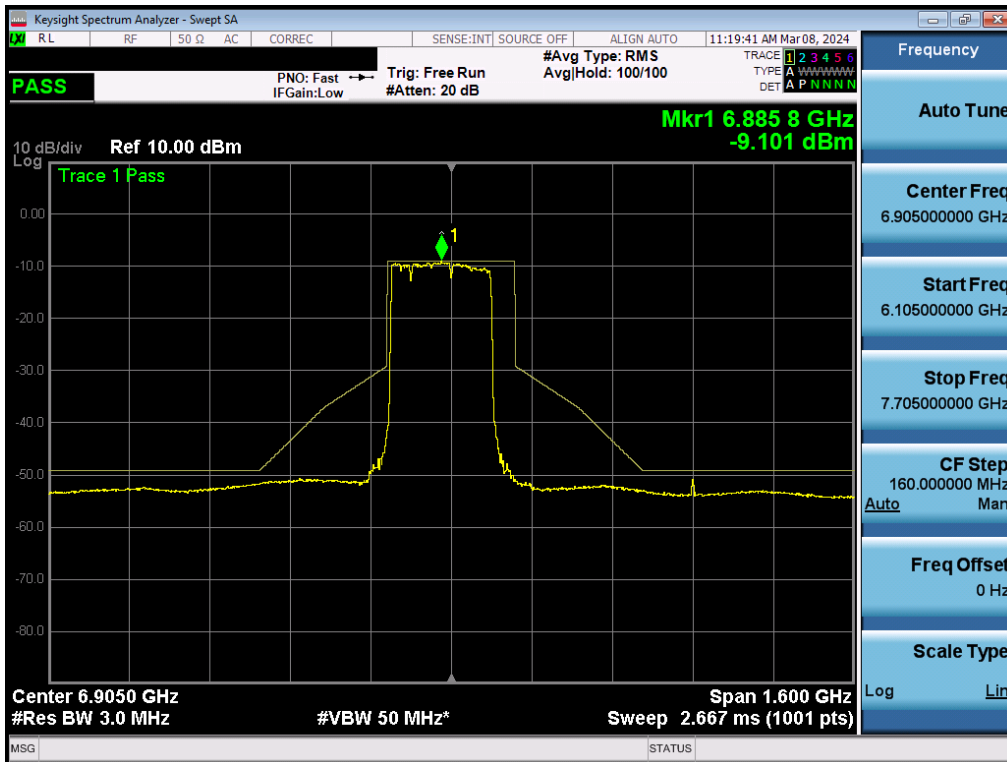


Plot 7-280. In-Band Emission Plot MIMO ANT1 (80MHz BW 802.11be (484+242 Tone) (UNII Band 8) – Ch. 199)

FCC ID: C3K2077	MEASUREMENT REPORT		Approved by: Technical Manager
Test Report S/N: 1M2312040120-22-R2.C3K	Test Dates: 12/14/2023 - 05/20/2024	EUT Type: Portable Computing Device	Page 184 of 274

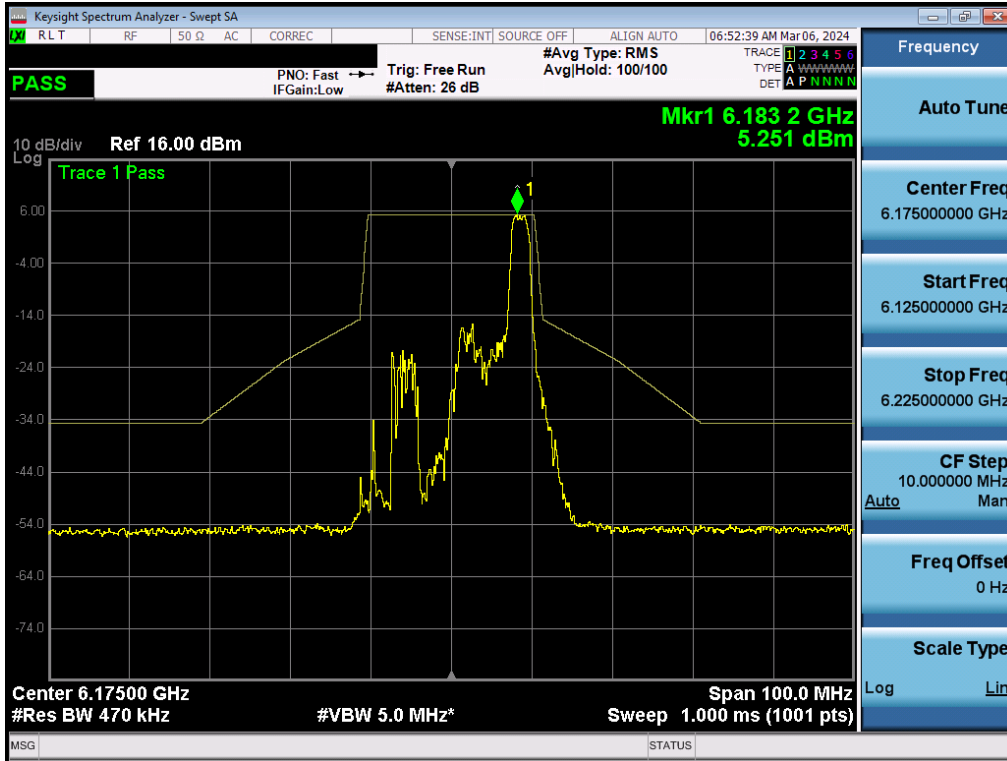


Plot 7-281. In-Band Emission Plot MIMO ANT1 (160MHz BW 802.11be (996+484 Tone) (UNII Band 8) – Ch. 207)

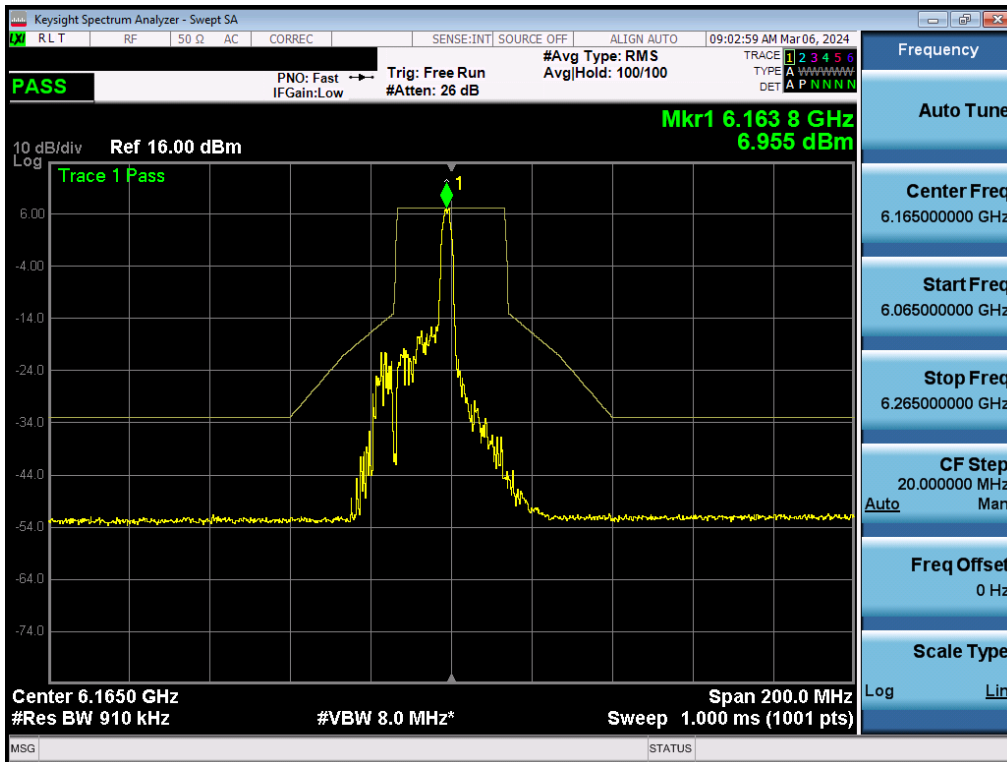


Plot 7-282. In-Band Emission Plot MIMO ANT1 (320MHz BW 802.11be (2*996+484 Tone) (UNII Band 8) – Ch. 191)

FCC ID: C3K2077	MEASUREMENT REPORT		Approved by: Technical Manager
Test Report S/N: 1M2312040120-22-R2.C3K	Test Dates: 12/14/2023 - 05/20/2024	EUT Type: Portable Computing Device	Page 185 of 274

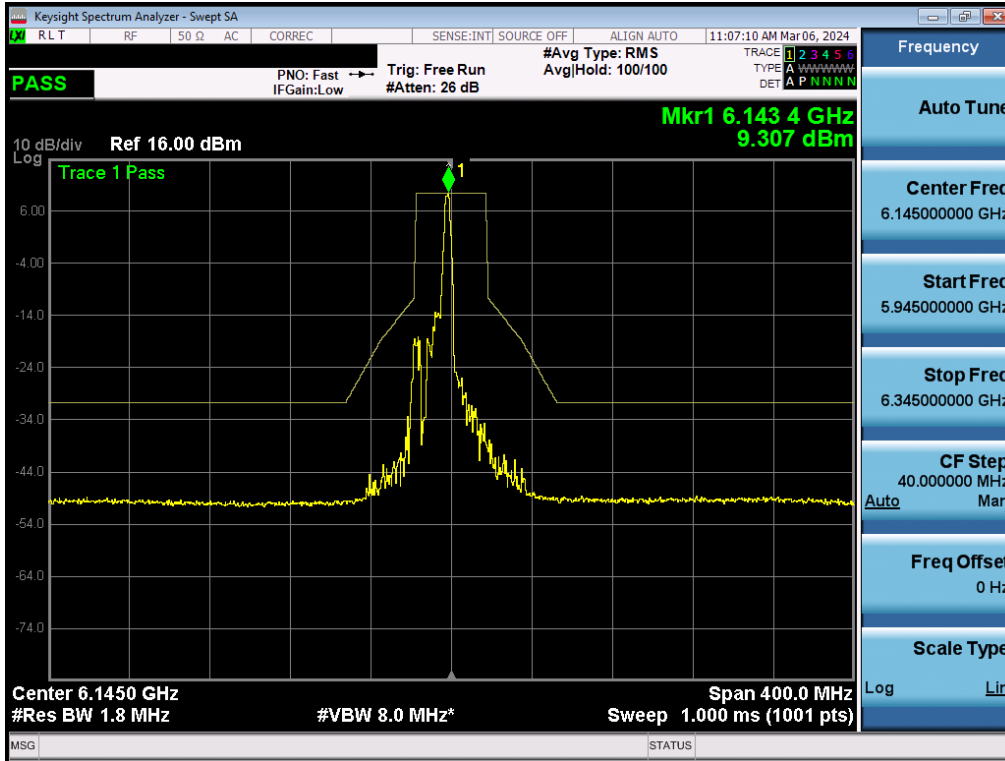


Plot 7-283. In-Band Emission Plot MIMO ANT1 (20MHz BW 802.11be (26 Tones) (UNII Band 5) – Ch. 45) - SP

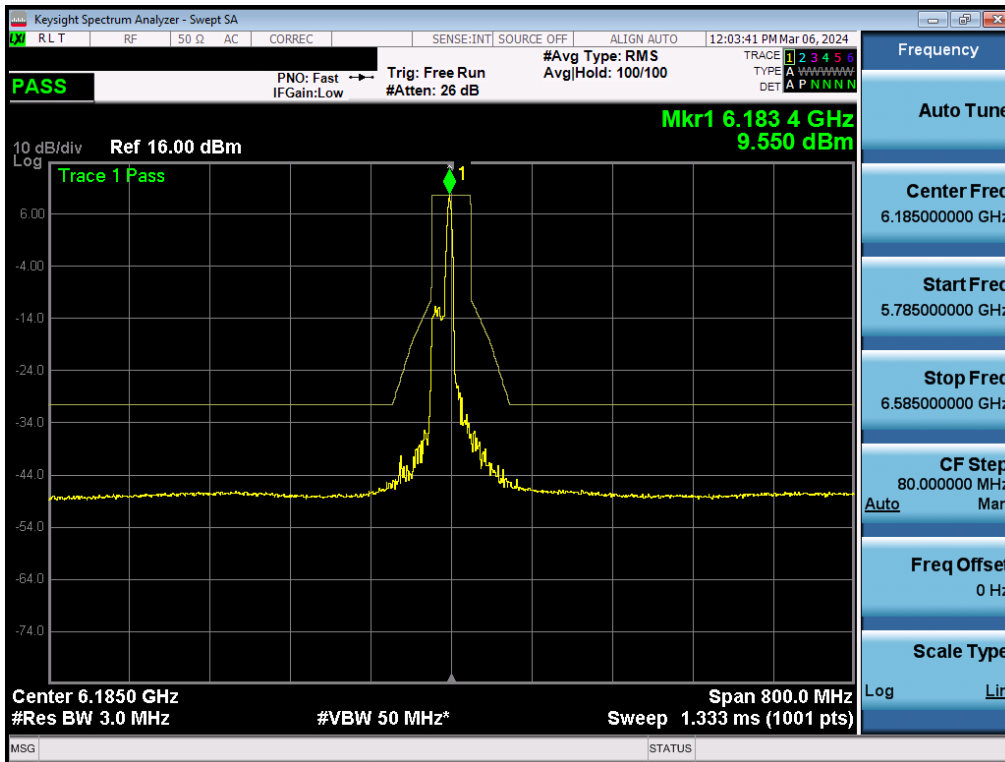


Plot 7-284. In-Band Emission Plot MIMO ANT1 (40MHz BW 802.11be (26 Tones) (UNII Band 5) – Ch. 43) - SP

FCC ID: C3K2077	MEASUREMENT REPORT		Approved by: Technical Manager
Test Report S/N: 1M2312040120-22-R2.C3K	Test Dates: 12/14/2023 - 05/20/2024	EUT Type: Portable Computing Device	Page 186 of 274

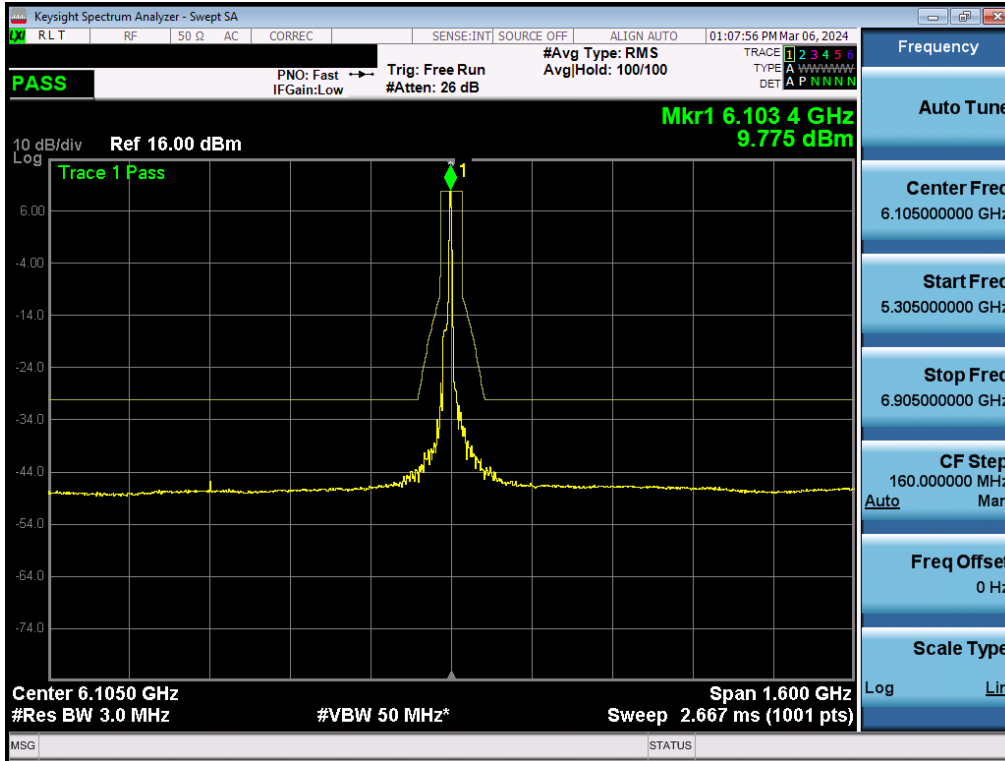


Plot 7-285. In-Band Emission Plot MIMO ANT1 (80MHz BW 802.11be (26 Tones) (UNII Band 5) – Ch. 39) - SP

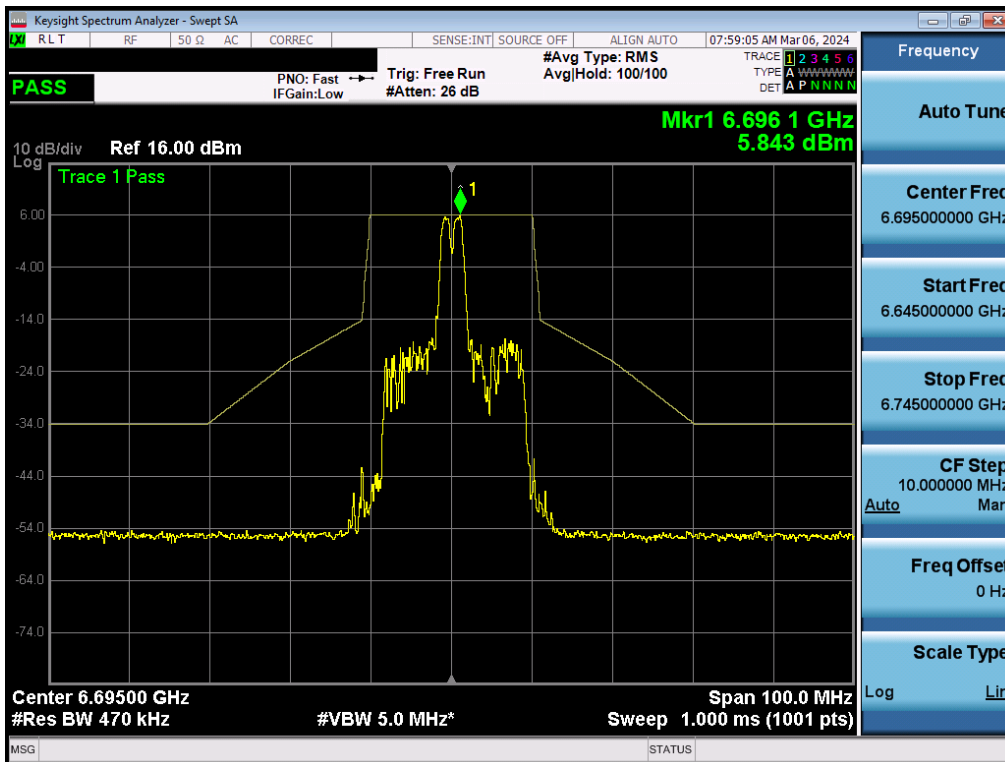


Plot 7-286. In-Band Emission Plot MIMO ANT1 (160MHz BW 802.11be (26 Tones) (UNII Band 5) – Ch. 47) - SP

FCC ID: C3K2077	MEASUREMENT REPORT		Approved by: Technical Manager
Test Report S/N: 1M2312040120-22-R2.C3K	Test Dates: 12/14/2023 - 05/20/2024	EUT Type: Portable Computing Device	Page 187 of 274

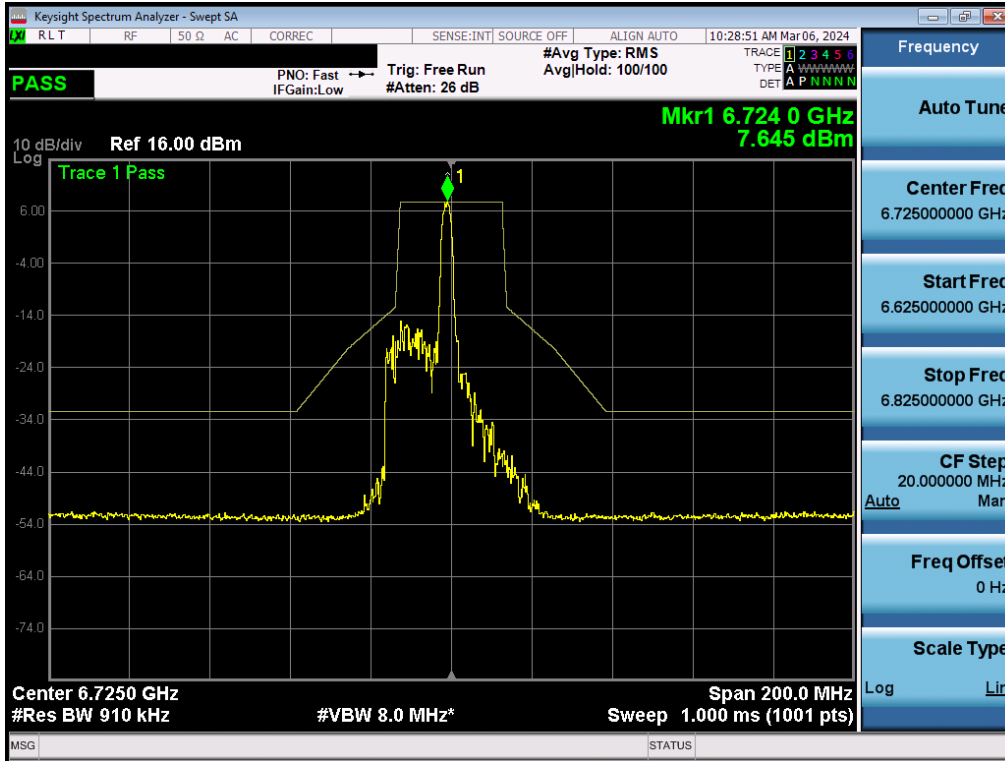


Plot 7-287. In-Band Emission Plot MIMO ANT1 (320MHz BW 802.11be (26 Tones) (UNII Band 5) – Ch. 31) – SP

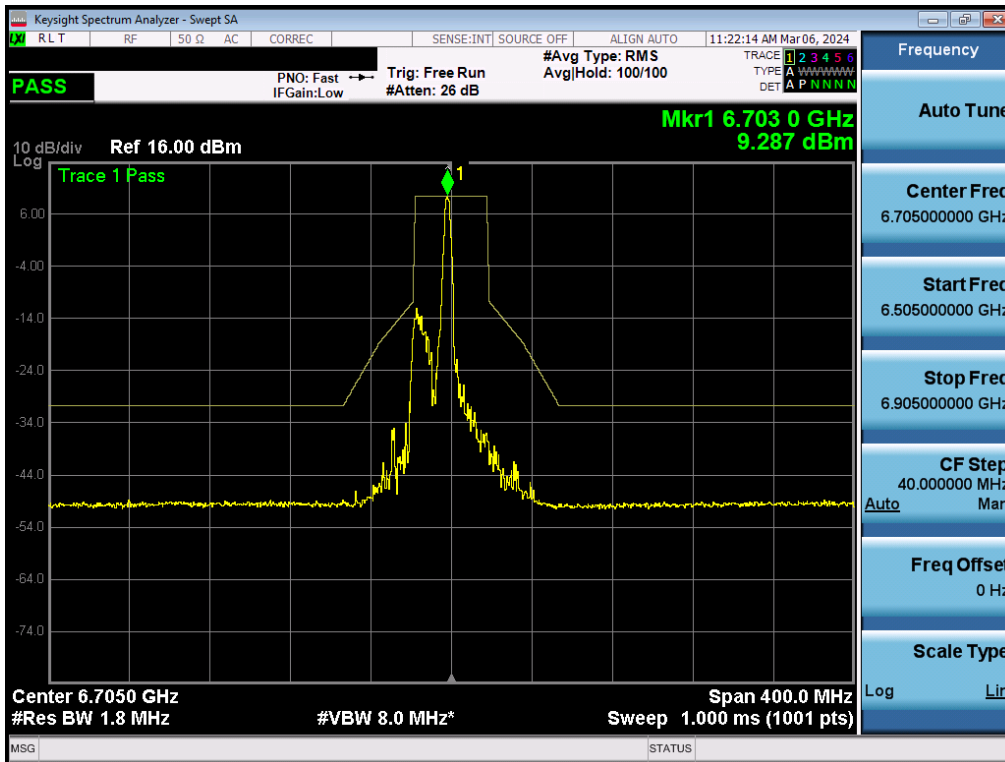


Plot 7-288. In-Band Emission Plot MIMO ANT1 (20MHz BW 802.11be (26 Tone) (UNII Band 7) – Ch. 149) – SP

FCC ID: C3K2077	MEASUREMENT REPORT		Approved by: Technical Manager
Test Report S/N: 1M2312040120-22-R2.C3K	Test Dates: 12/14/2023 - 05/20/2024	EUT Type: Portable Computing Device	Page 188 of 274

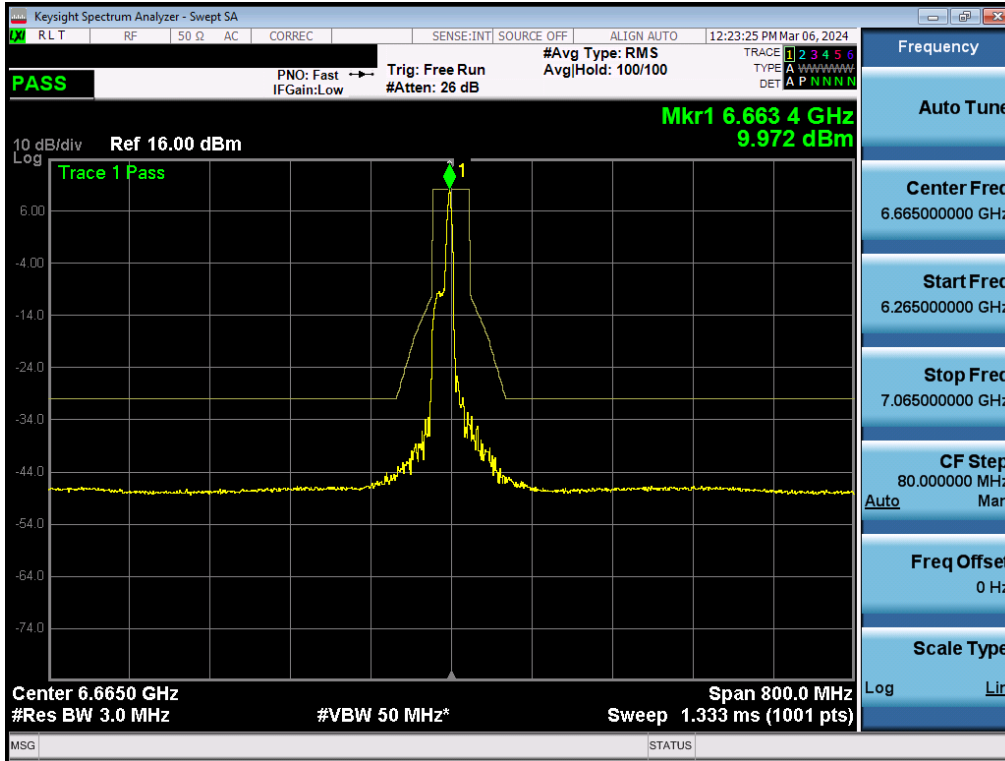


Plot 7-289. In-Band Emission Plot MIMO ANT1 (40MHz BW 802.11be (26 Tone) (UNII Band 7) – Ch. 155) – SP

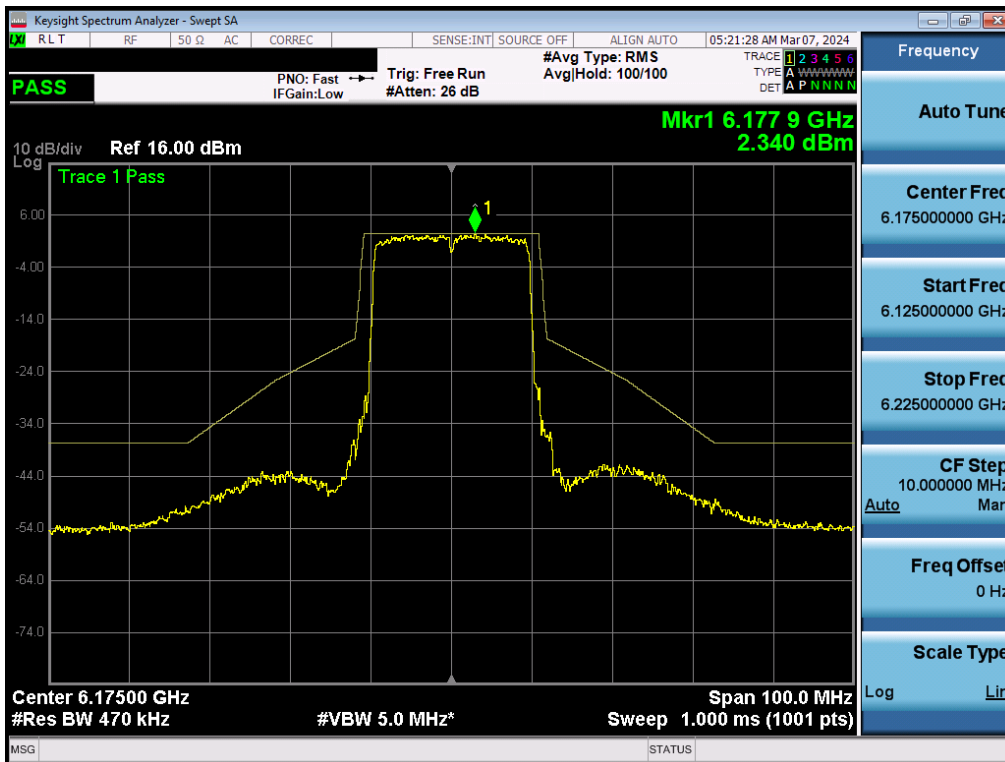


Plot 7-290. In-Band Emission Plot MIMO ANT1 (80MHz BW 802.11be (26 Tone) (UNII Band 7) – Ch. 151) – SP

FCC ID: C3K2077	MEASUREMENT REPORT		Approved by: Technical Manager
Test Report S/N: 1M2312040120-22-R2.C3K	Test Dates: 12/14/2023 - 05/20/2024	EUT Type: Portable Computing Device	Page 189 of 274

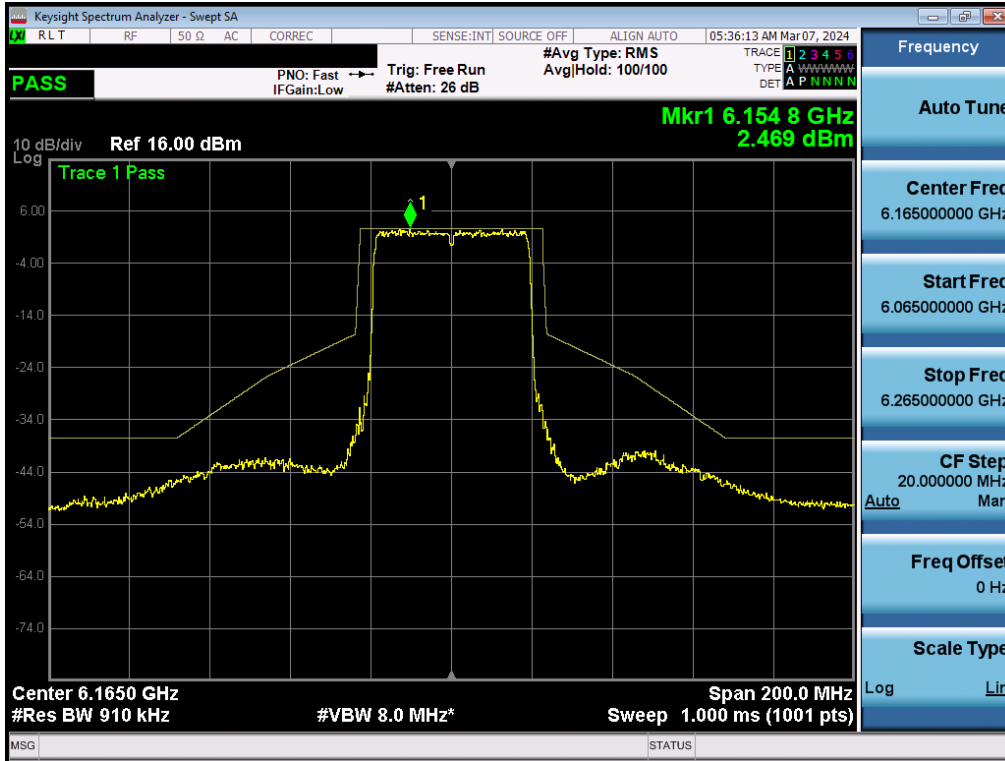


Plot 7-291. In-Band Emission Plot MIMO ANT1 (160MHz BW 802.11be (26 Tone) (UNII Band 7) – Ch. 143) – SP

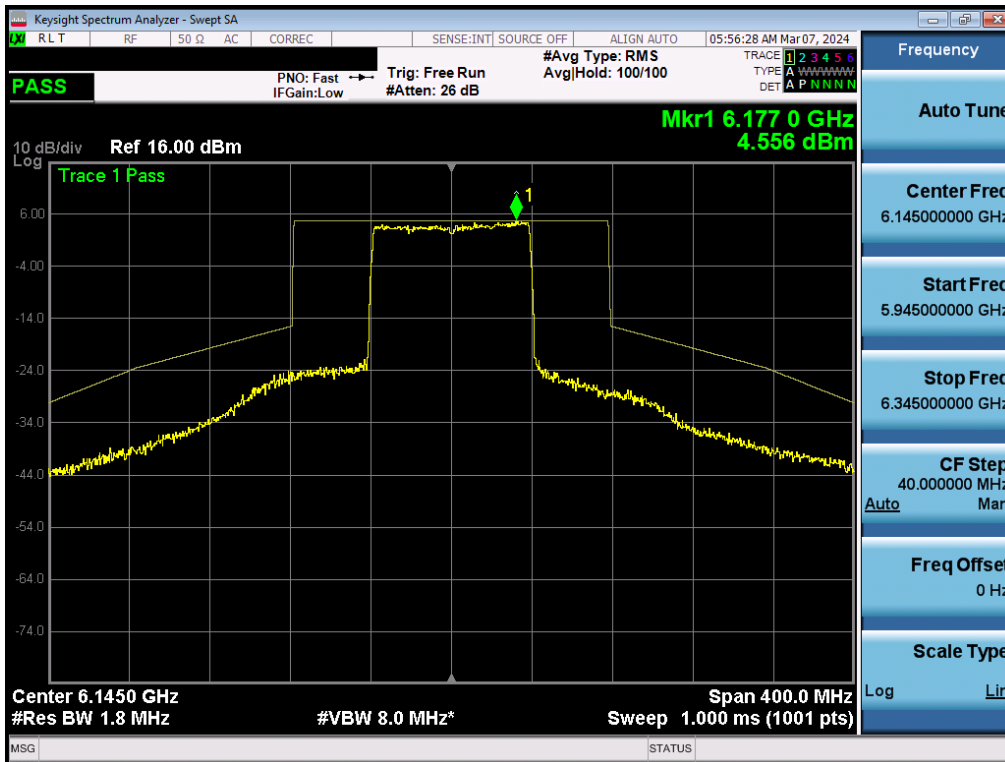


Plot 7-292. In-Band Emission Plot MIMO ANT1 (20MHz BW 802.11be (Full Tones) (UNII Band 5) – Ch. 45) - SP

FCC ID: C3K2077	MEASUREMENT REPORT		Approved by: Technical Manager
Test Report S/N: 1M2312040120-22-R2.C3K	Test Dates: 12/14/2023 - 05/20/2024	EUT Type: Portable Computing Device	Page 190 of 274

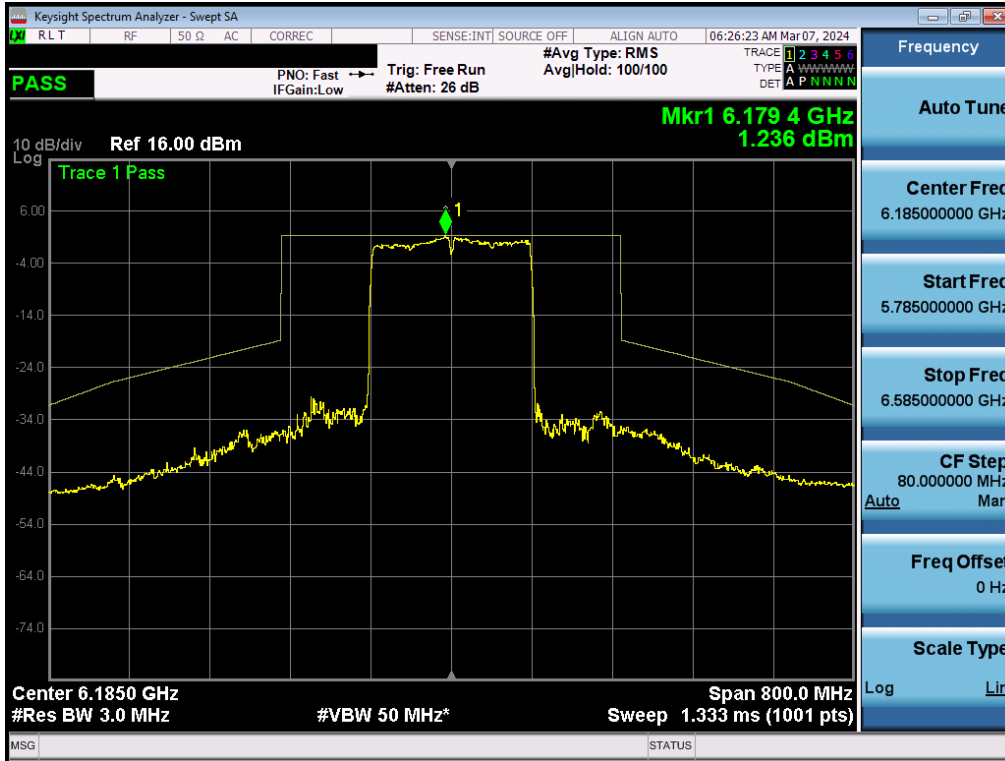


Plot 7-293. In-Band Emission Plot MIMO ANT1 (40MHz BW 802.11be (Full Tones) (UNII Band 5) – Ch. 43) - SP

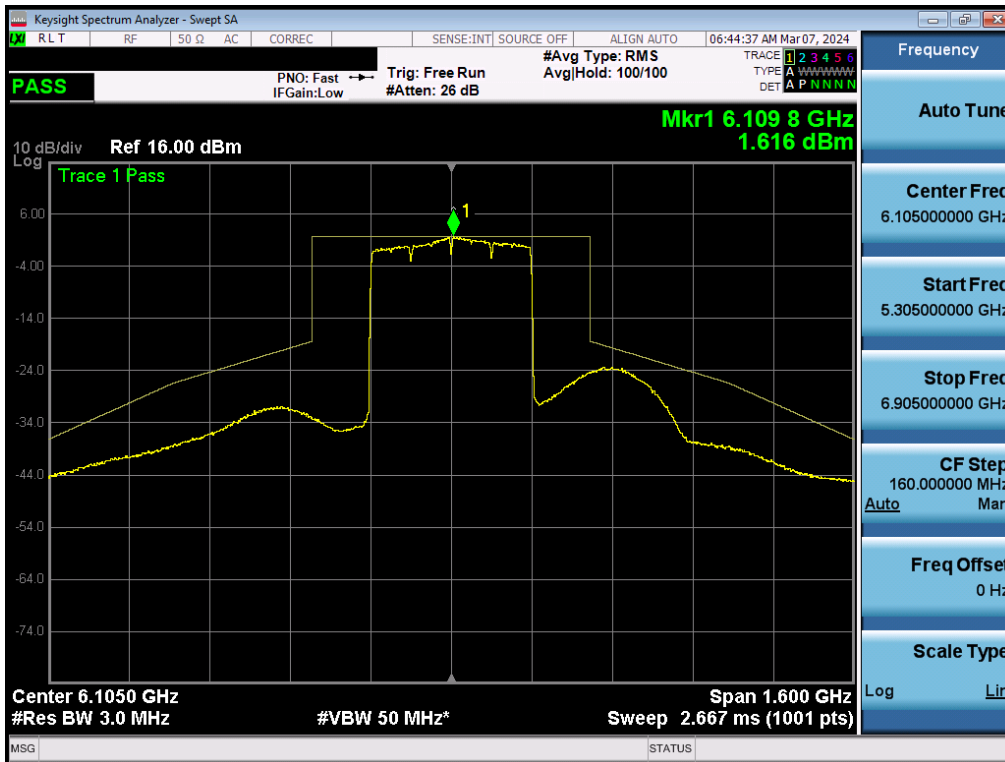


Plot 7-294. In-Band Emission Plot MIMO ANT1 (80MHz BW 802.11be (Full Tones) (UNII Band 5) – Ch. 39) - SP

FCC ID: C3K2077	MEASUREMENT REPORT		Approved by: Technical Manager
Test Report S/N: 1M2312040120-22-R2.C3K	Test Dates: 12/14/2023 - 05/20/2024	EUT Type: Portable Computing Device	Page 191 of 274

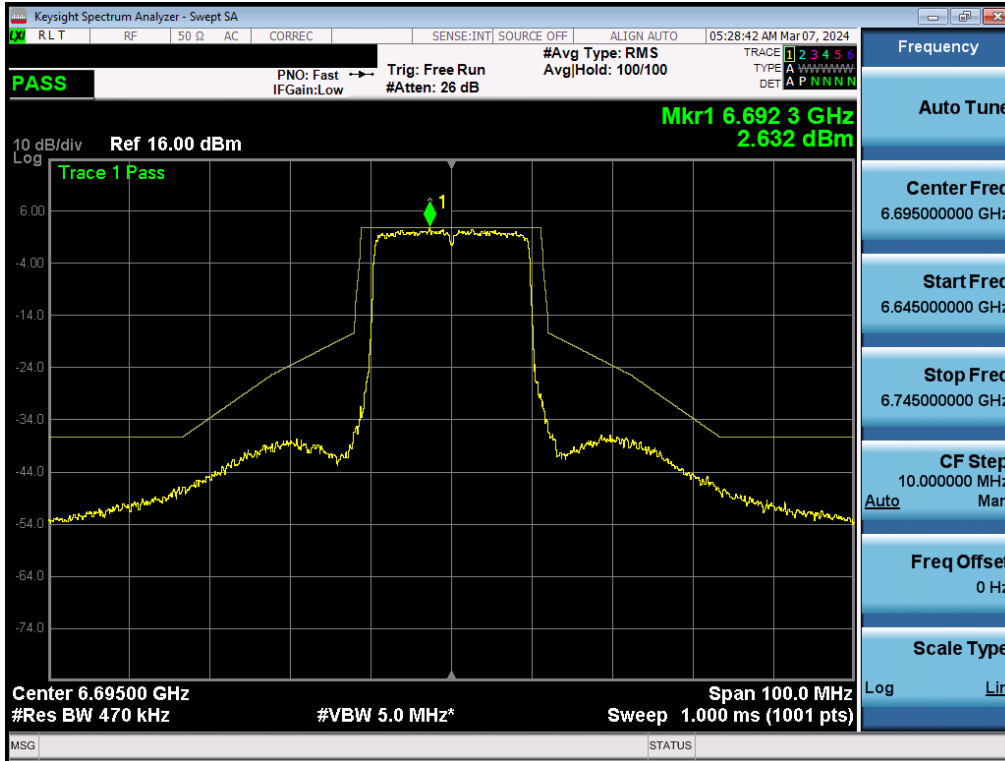


Plot 7-295. In-Band Emission Plot MIMO ANT1 (160MHz BW 802.11be (Full Tones) (UNII Band 5) – Ch. 47) - SP

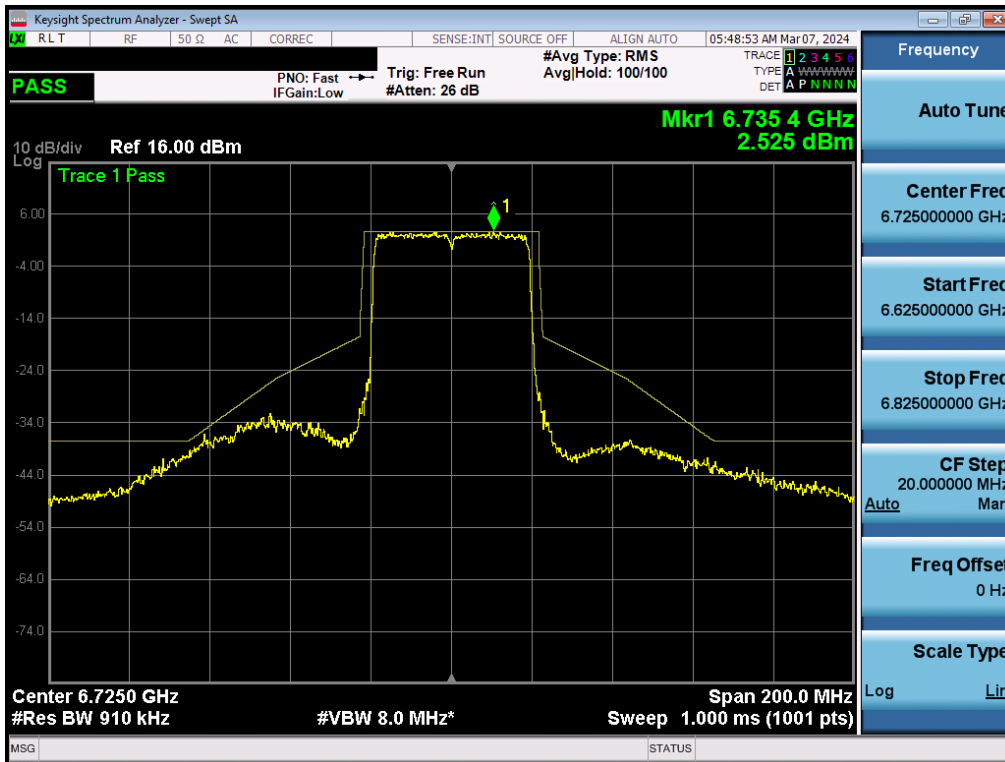


Plot 7-296. In-Band Emission Plot MIMO ANT1 (320MHz BW 802.11be (Full Tones) (UNII Band 5) – Ch. 31) - SP

FCC ID: C3K2077	MEASUREMENT REPORT		Approved by: Technical Manager
Test Report S/N: 1M2312040120-22-R2.C3K	Test Dates: 12/14/2023 - 05/20/2024	EUT Type: Portable Computing Device	Page 192 of 274



Plot 7-297. In-Band Emission Plot MIMO ANT1 (20MHz BW 802.11be (Full Tone) (UNII Band 7) – Ch. 149) – SP

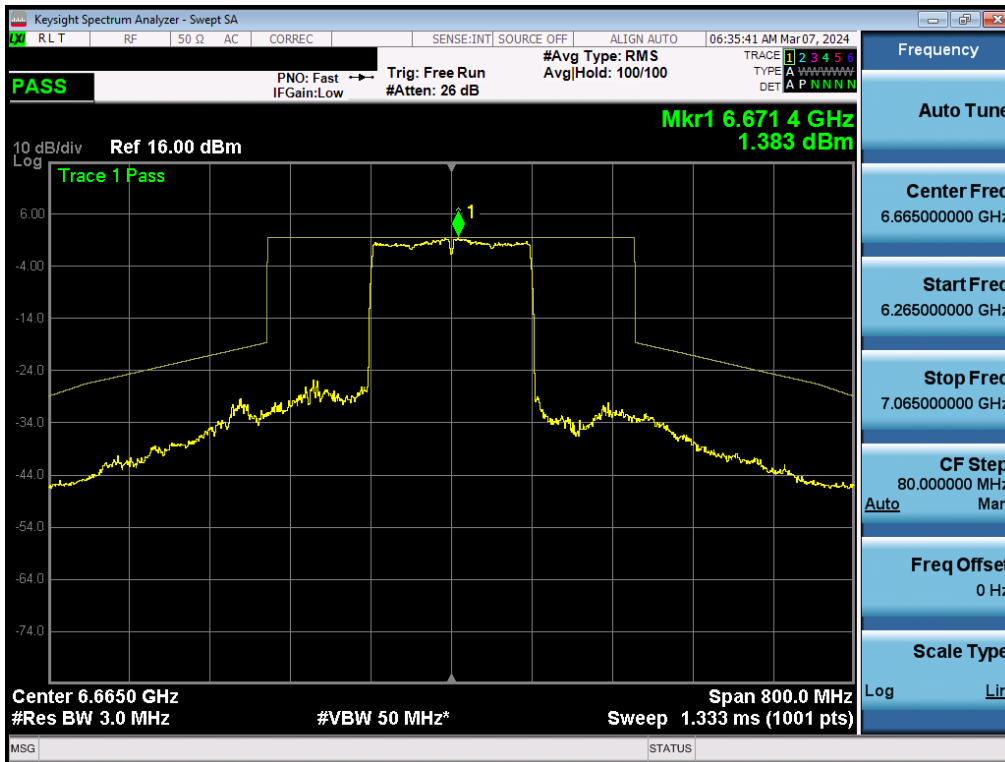


Plot 7-298. In-Band Emission Plot MIMO ANT1 (40MHz BW 802.11be (Full Tone) (UNII Band 7) – Ch. 155) – SP

FCC ID: C3K2077	MEASUREMENT REPORT		Approved by: Technical Manager
Test Report S/N: 1M2312040120-22-R2.C3K	Test Dates: 12/14/2023 - 05/20/2024	EUT Type: Portable Computing Device	Page 193 of 274

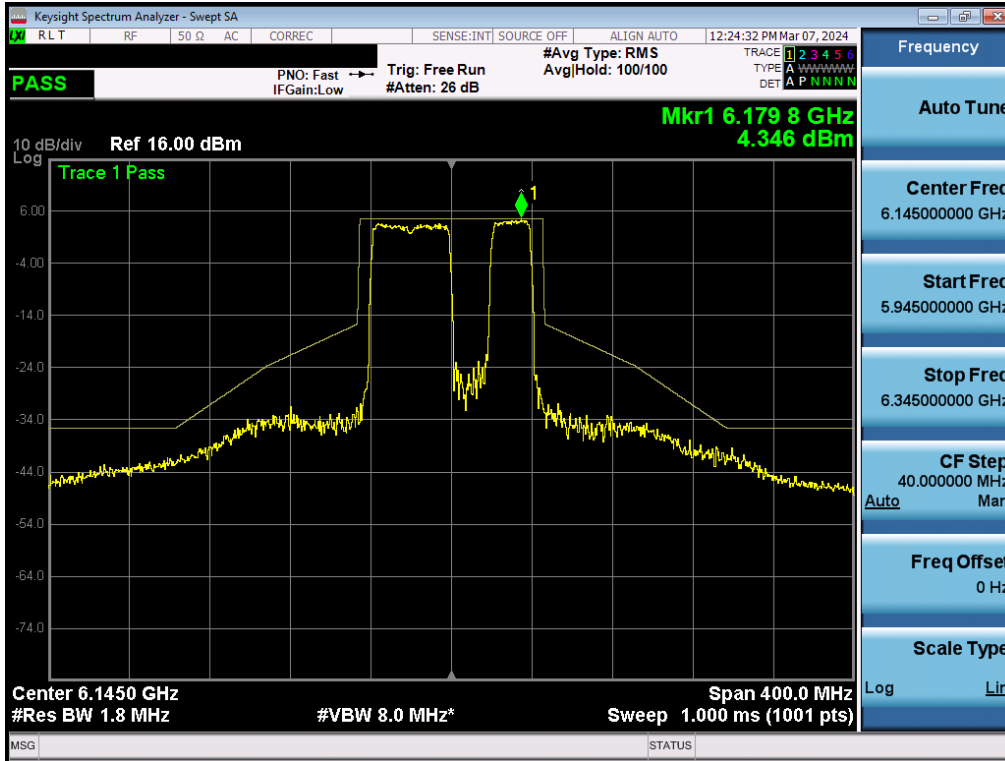


Plot 7-299. In-Band Emission Plot MIMO ANT1 (80MHz BW 802.11be (Full Tone) (UNII Band 7) – Ch. 151) – SP

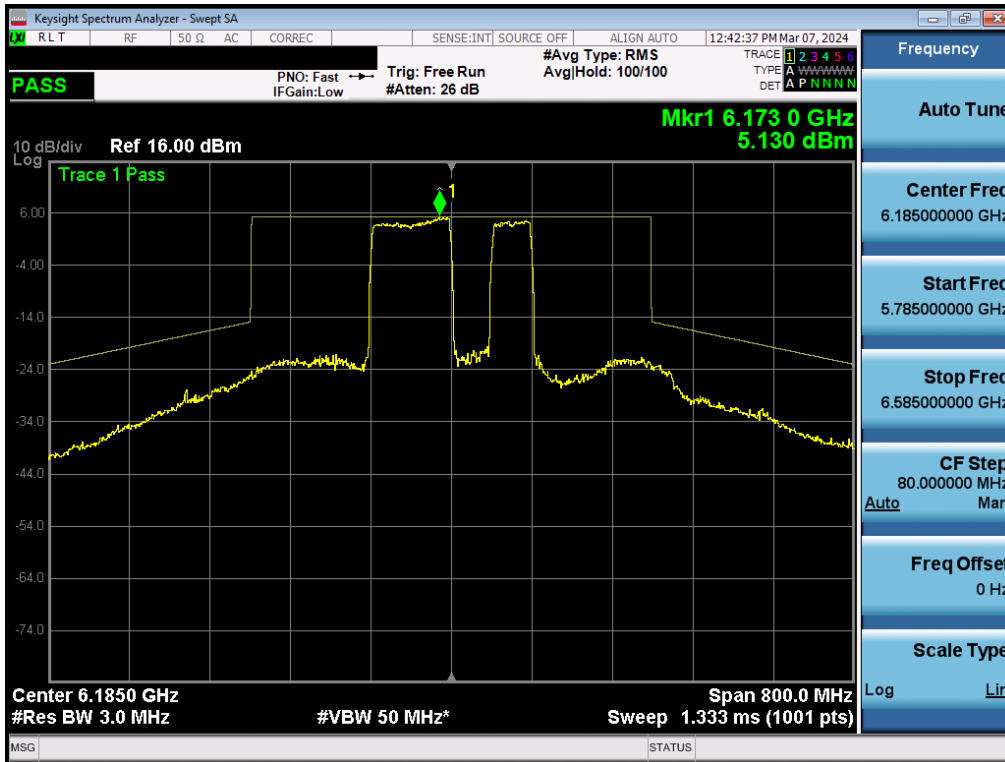


Plot 7-300. In-Band Emission Plot MIMO ANT1 (160MHz BW 802.11be (Full Tone) (UNII Band 7) – Ch. 143) – SP

FCC ID: C3K2077	MEASUREMENT REPORT		Approved by: Technical Manager
Test Report S/N: 1M2312040120-22-R2.C3K	Test Dates: 12/14/2023 - 05/20/2024	EUT Type: Portable Computing Device	Page 194 of 274

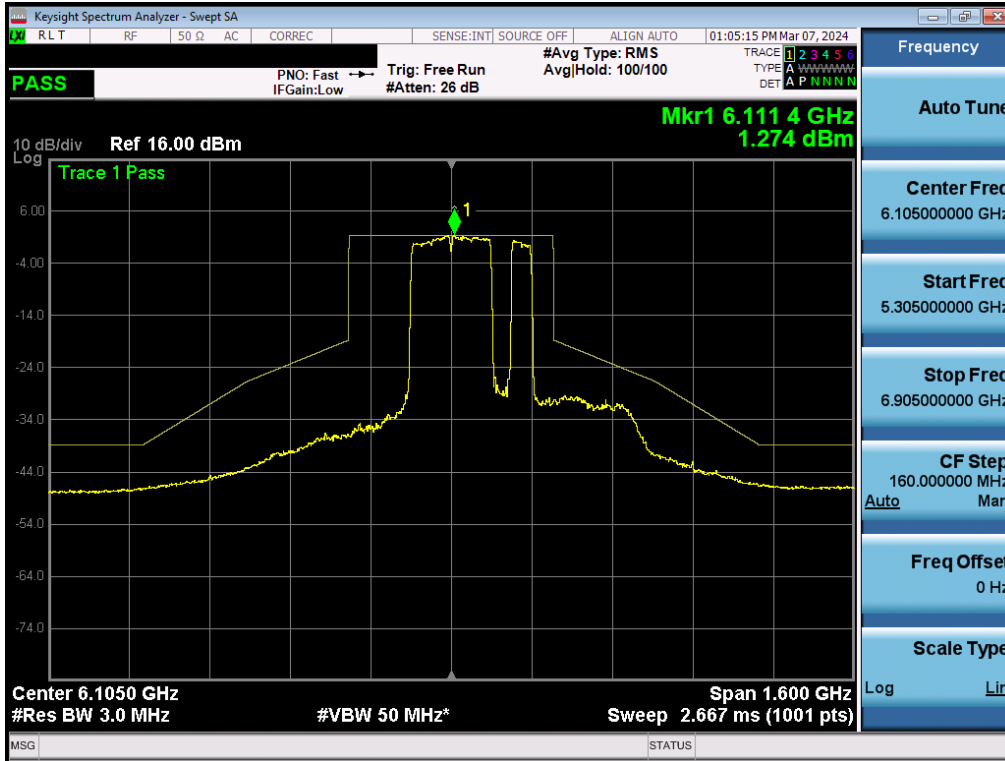


Plot 7-301. In-Band Emission Plot MIMO ANT1 (80MHz BW 802.11be (484+242 Tone) (UNII Band 5) – Ch. 39) - SP

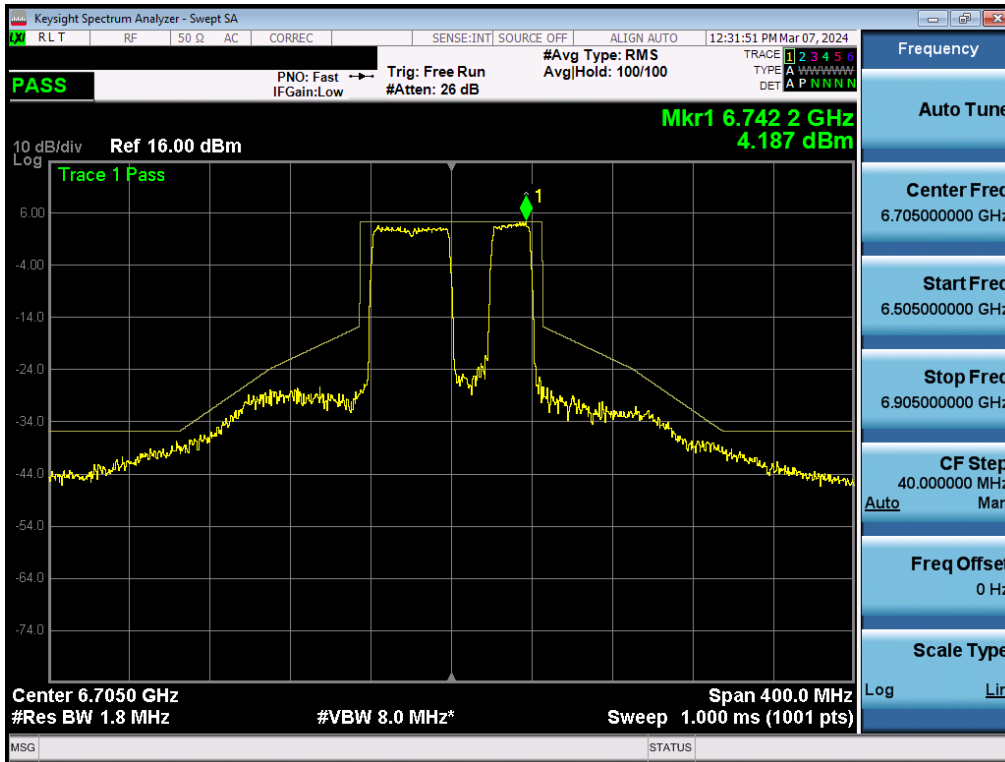


Plot 7-302. In-Band Emission Plot MIMO ANT1 (160MHz BW 802.11be (996+484 Tone) (UNII Band 5) – Ch. 47) - SP

FCC ID: C3K2077	MEASUREMENT REPORT		Approved by: Technical Manager
Test Report S/N: 1M2312040120-22-R2.C3K	Test Dates: 12/14/2023 - 05/20/2024	EUT Type: Portable Computing Device	Page 195 of 274

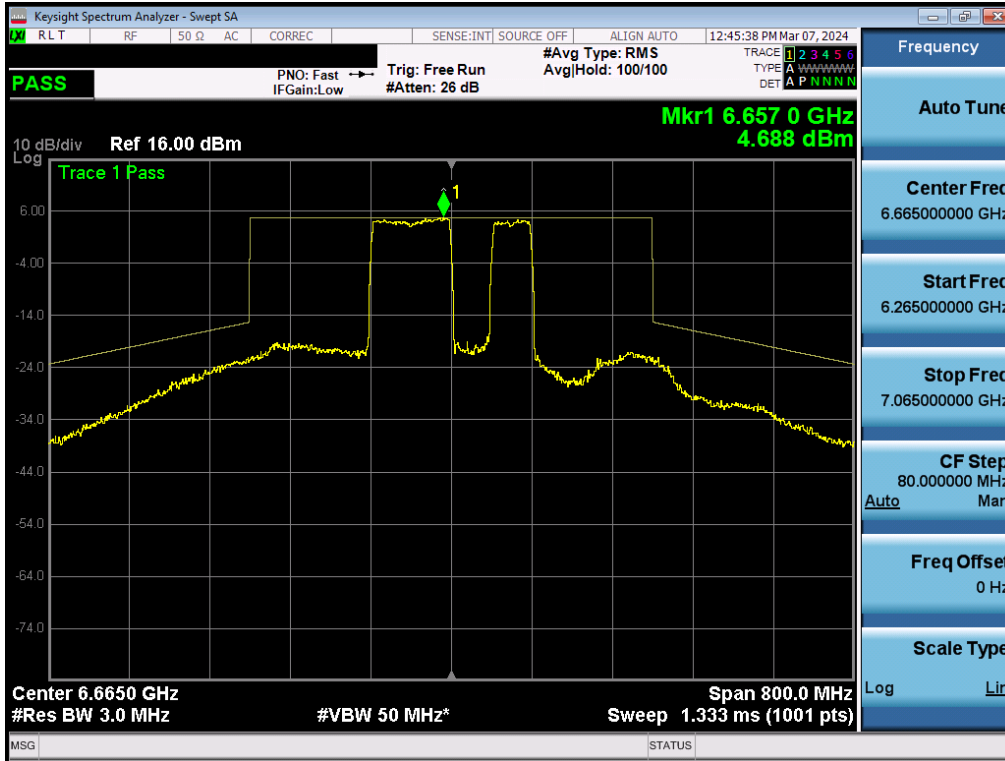


Plot 7-303. In-Band Emission Plot MIMO ANT1 (320MHz BW 802.11be (2*996+484 Tone) (UNII Band 5) – Ch. 31) – SP



Plot 7-304. In-Band Emission Plot MIMO ANT1 (80MHz BW 802.11be (484+242 Tone) (UNII Band 7) – Ch. 151) - SP

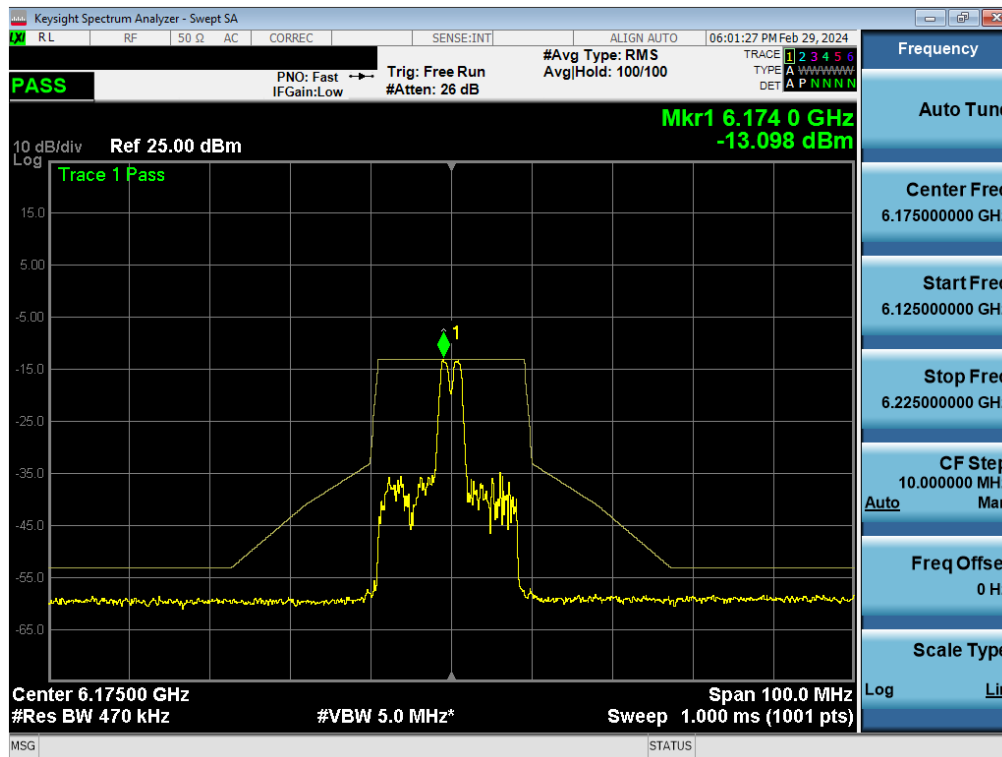
FCC ID: C3K2077	MEASUREMENT REPORT		Approved by: Technical Manager
Test Report S/N: 1M2312040120-22-R2.C3K	Test Dates: 12/14/2023 - 05/20/2024	EUT Type: Portable Computing Device	Page 196 of 274



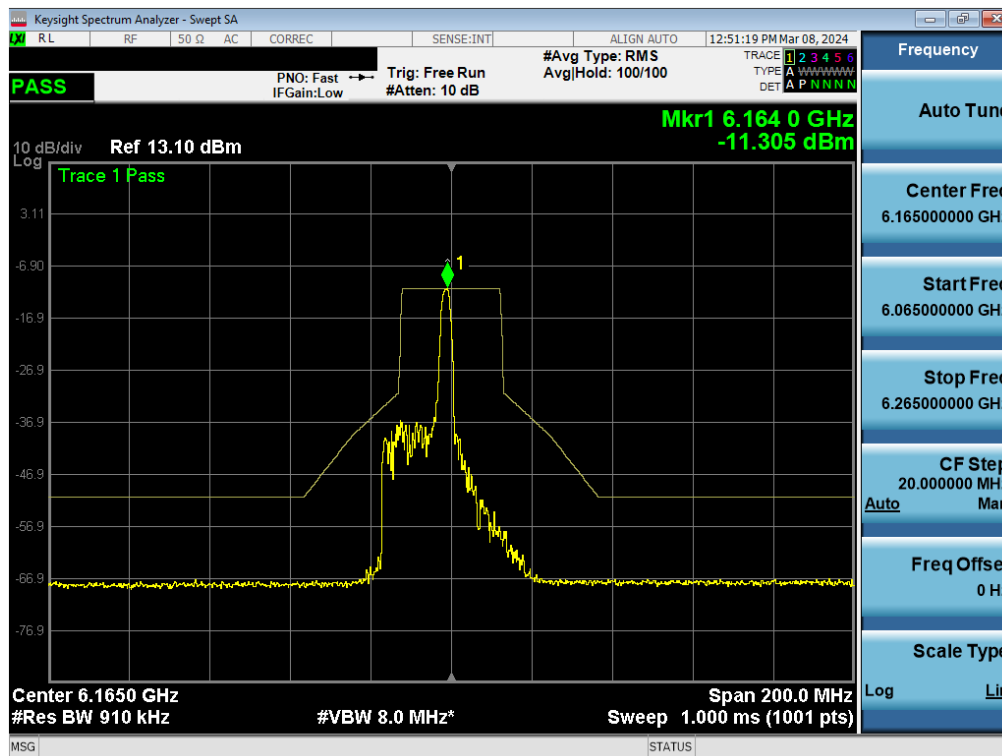
Plot 7-305. In-Band Emission Plot MIMO ANT1 (160MHz BW 802.11be (996+484 Tone) (UNII Band 7) – Ch. 143) - SP

FCC ID: C3K2077	MEASUREMENT REPORT		Approved by: Technical Manager
Test Report S/N: 1M2312040120-22-R2.C3K	Test Dates: 12/14/2023 - 05/20/2024	EUT Type: Portable Computing Device	Page 197 of 274

7.5.2 MIMO Antenna-2 In-Band Emission Measurements

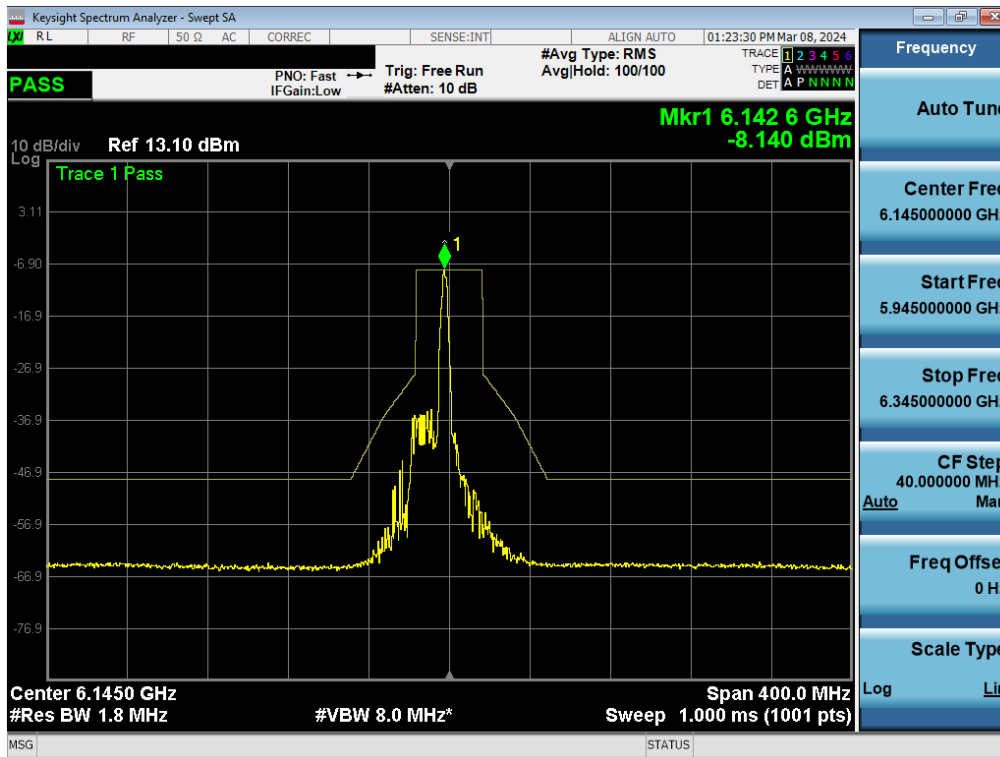


Plot 7-306. In-Band Emission Plot MIMO ANT2 (20MHz BW 802.11be (26 Tones) (UNII Band 5) – Ch. 45)

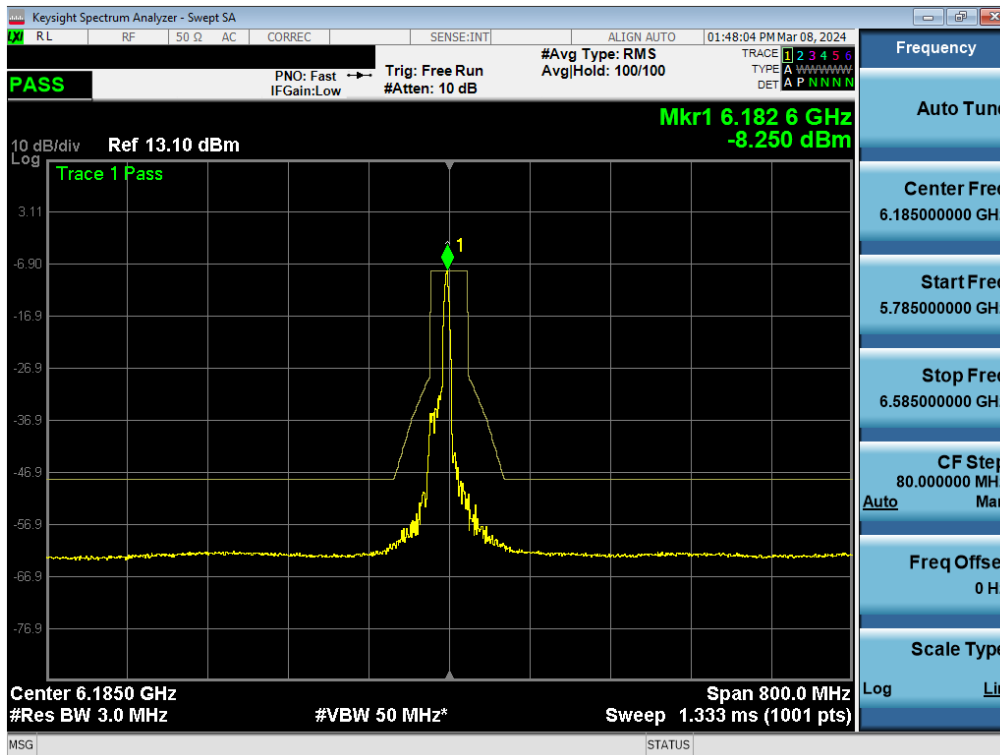


Plot 7-307. In-Band Emission Plot MIMO ANT2 (40MHz BW 802.11be (26 Tones) (UNII Band 5) – Ch. 43)

FCC ID: C3K2077		MEASUREMENT REPORT		Approved by: Technical Manager
Test Report S/N: 1M2312040120-22-R2.C3K	Test Dates: 12/14/2023 - 05/20/2024	EUT Type: Portable Computing Device		Page 198 of 274

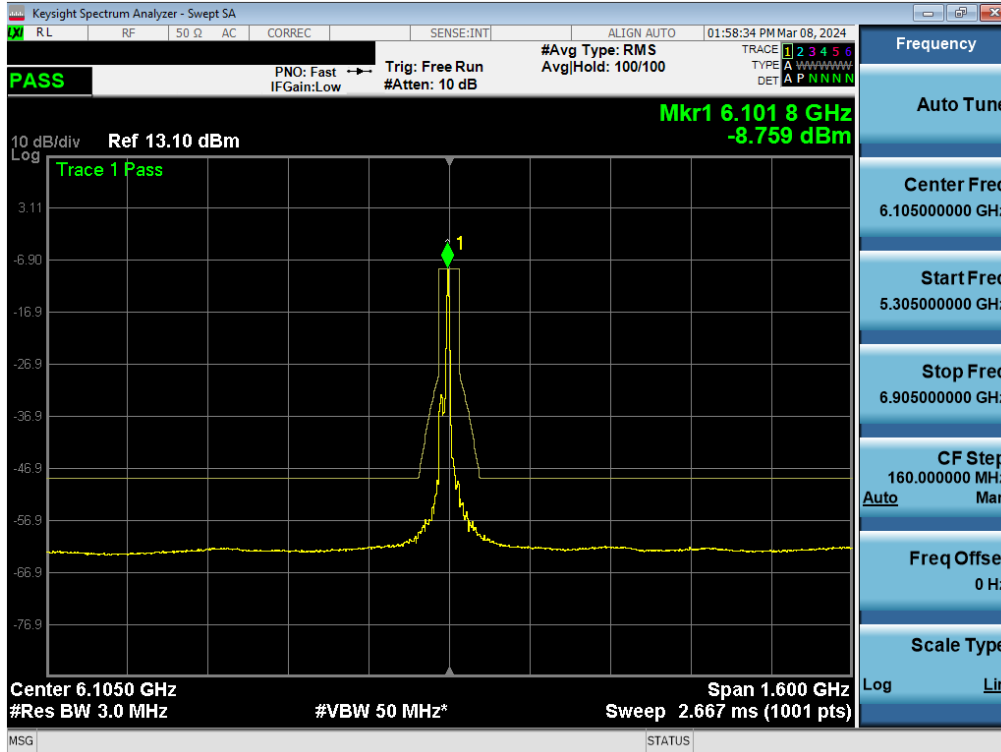


Plot 7-308. In-Band Emission Plot MIMO ANT2 (80MHz BW 802.11be (26 Tones) (UNII Band 5) – Ch. 39)

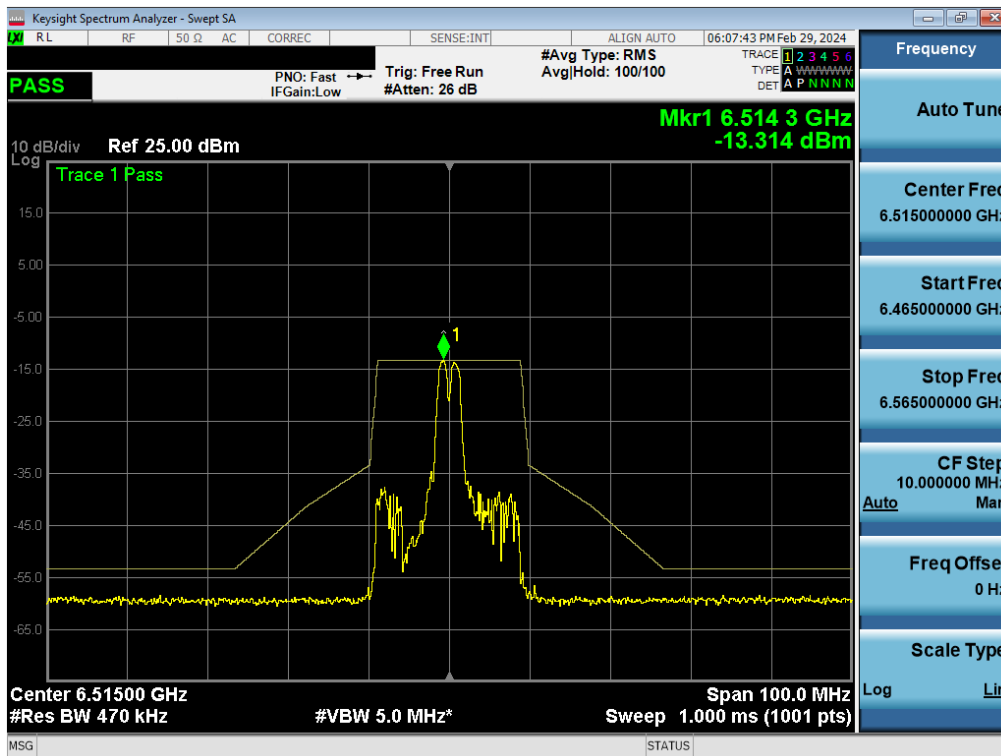


Plot 7-309. In-Band Emission Plot MIMO ANT2 (160MHz BW 802.11be (26 Tones) (UNII Band 5) – Ch. 47)

FCC ID: C3K2077		MEASUREMENT REPORT		Approved by:
Test Report S/N:		Test Dates:		Technical Manager
1M2312040120-22-R2.C3K		12/14/2023 - 05/20/2024		Page 199 of 274
		EUT Type:		
		Portable Computing Device		

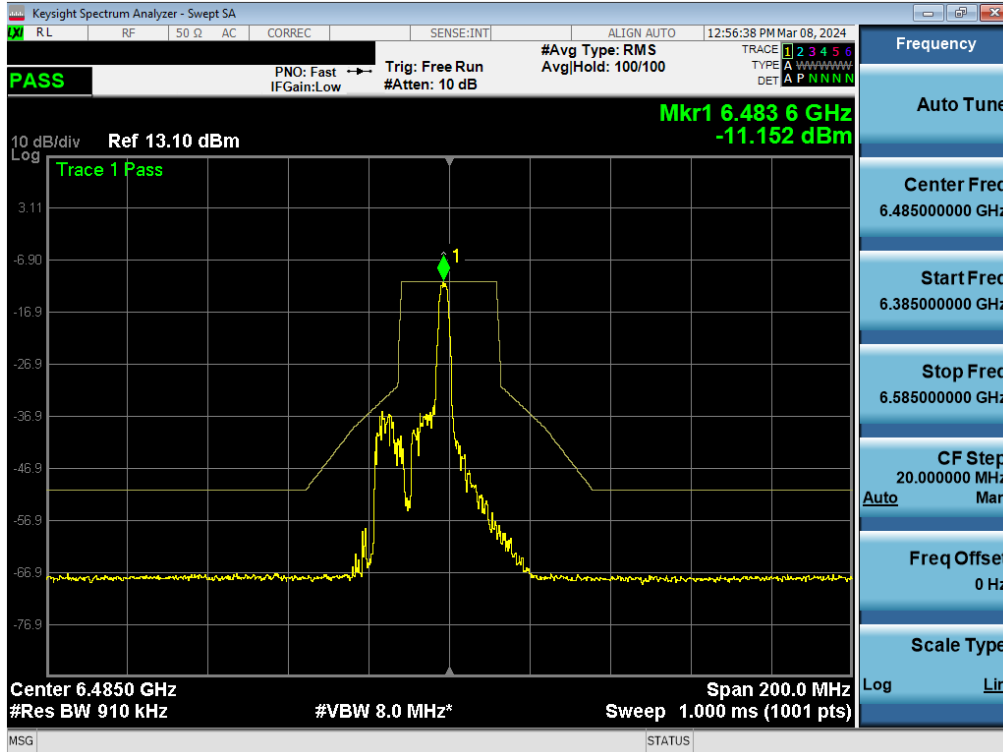


Plot 7-310. In-Band Emission Plot MIMO ANT2 (320MHz BW 802.11be (26 Tones) (UNII Band 5) – Ch. 31)

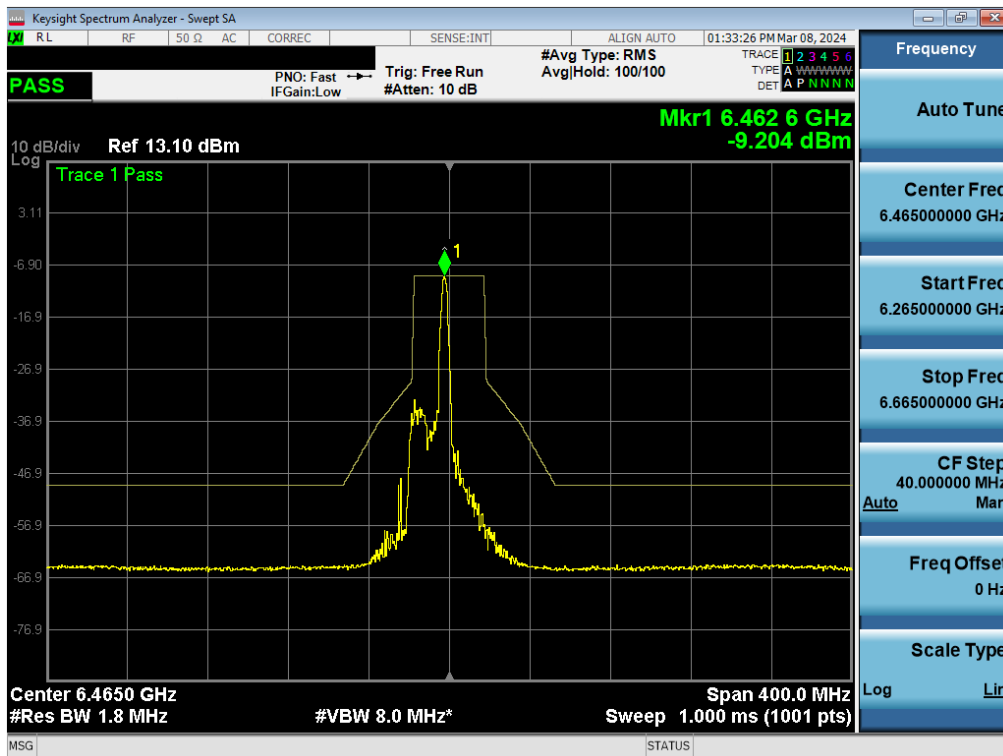


Plot 7-311. In-Band Emission Plot MIMO ANT2 (20MHz BW 802.11be (26 Tones) (UNII Band 6) – Ch. 113)

FCC ID: C3K2077	MEASUREMENT REPORT		Approved by: Technical Manager
Test Report S/N: 1M2312040120-22-R2.C3K	Test Dates: 12/14/2023 - 05/20/2024	EUT Type: Portable Computing Device	Page 200 of 274

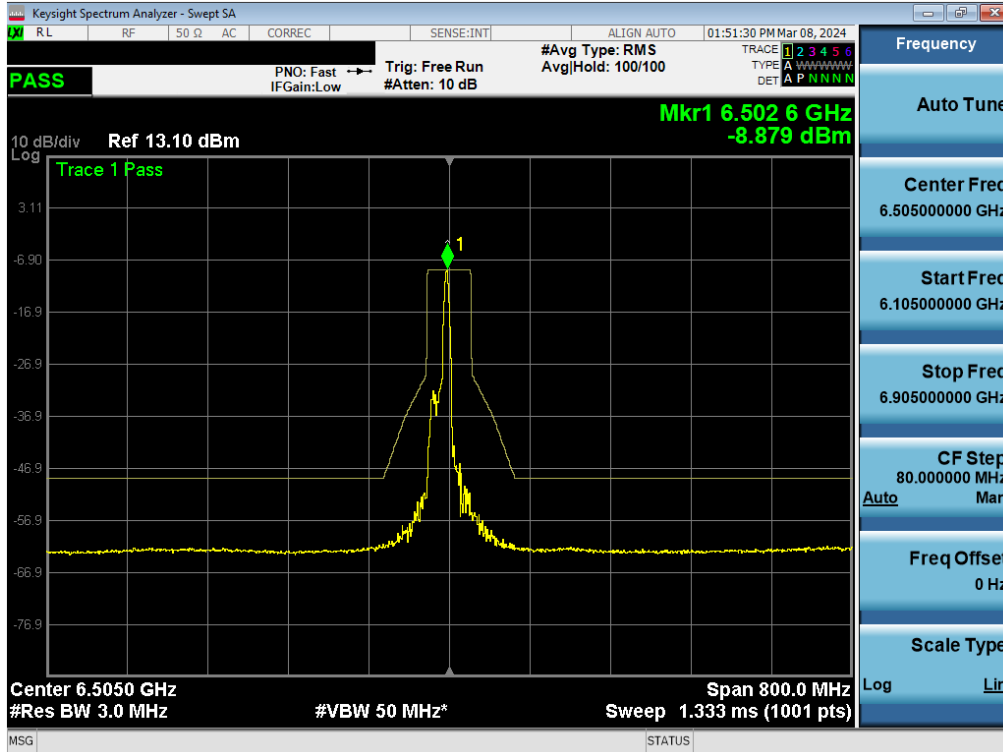


Plot 7-312. In-Band Emission Plot MIMO ANT2 (40MHz BW 802.11be (26 Tones) (UNII Band 6) – Ch. 107)

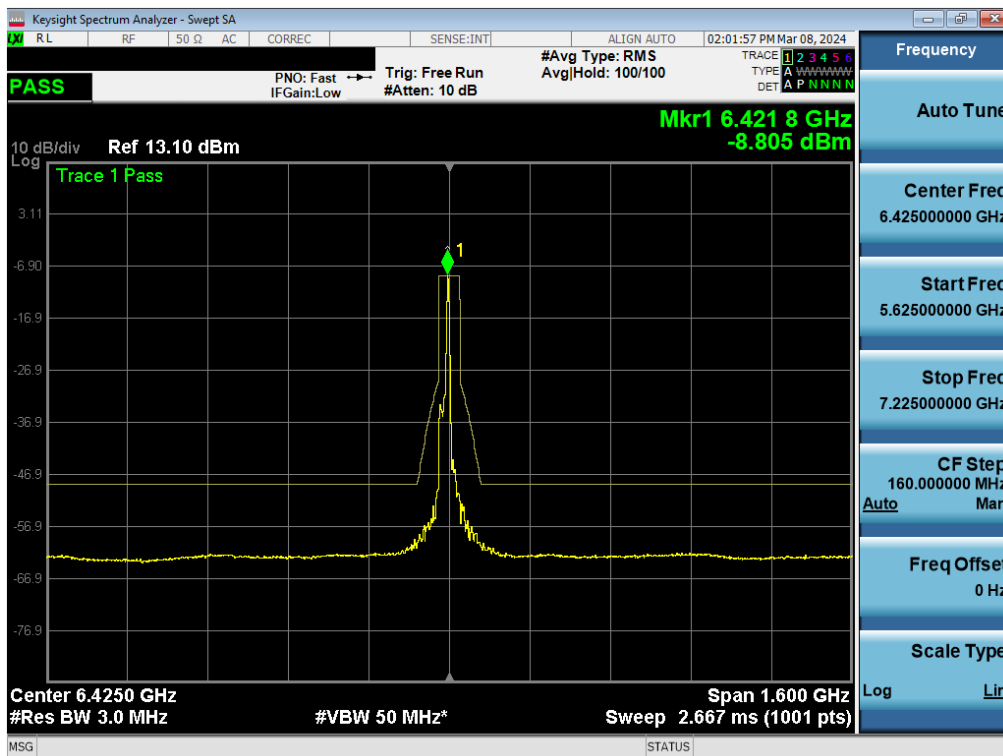


Plot 7-313. In-Band Emission Plot MIMO ANT2 (80MHz BW 802.11be (26 Tones) (UNII Band 6) – Ch. 103)

FCC ID: C3K2077		MEASUREMENT REPORT		Approved by:
Test Report S/N:	Test Dates:	EUT Type:	Technical Manager	
1M2312040120-22-R2.C3K	12/14/2023 - 05/20/2024	Portable Computing Device	Page 201 of 274	

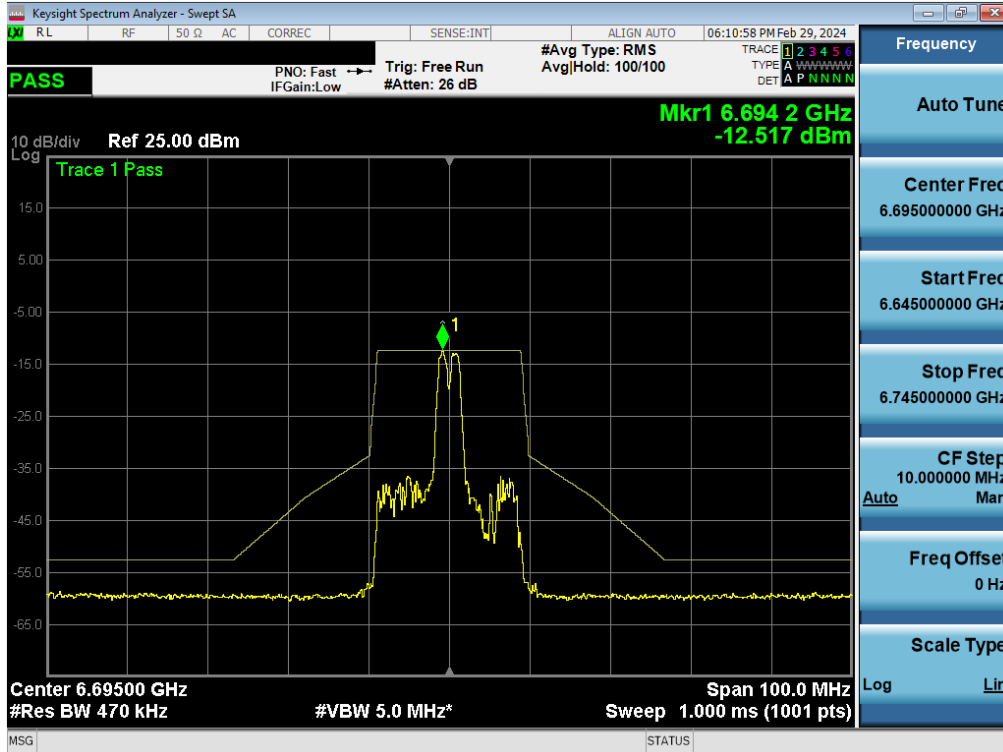


Plot 7-314. In-Band Emission Plot MIMO ANT2 (160MHz BW 802.11be (26 Tones) (UNII Band 6) – Ch. 111)

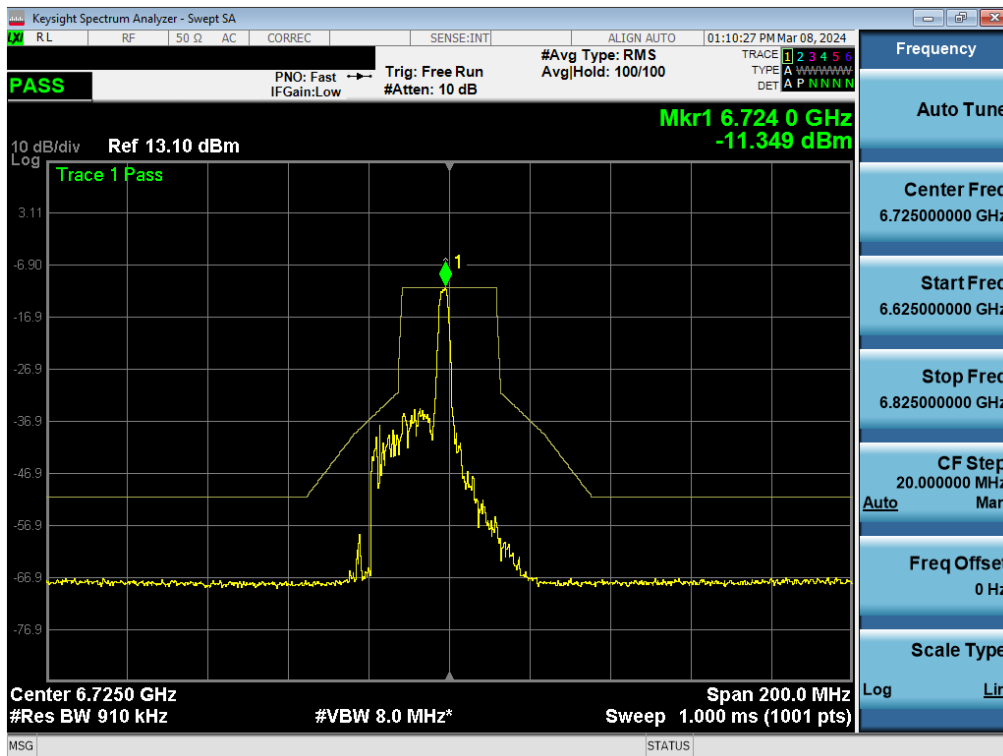


Plot 7-315. In-Band Emission Plot MIMO ANT2 (320MHz BW 802.11be (26 Tones) (UNII Band 6) – Ch. 95)

FCC ID: C3K2077	MEASUREMENT REPORT		Approved by: Technical Manager
Test Report S/N: 1M2312040120-22-R2.C3K	Test Dates: 12/14/2023 - 05/20/2024	EUT Type: Portable Computing Device	Page 202 of 274

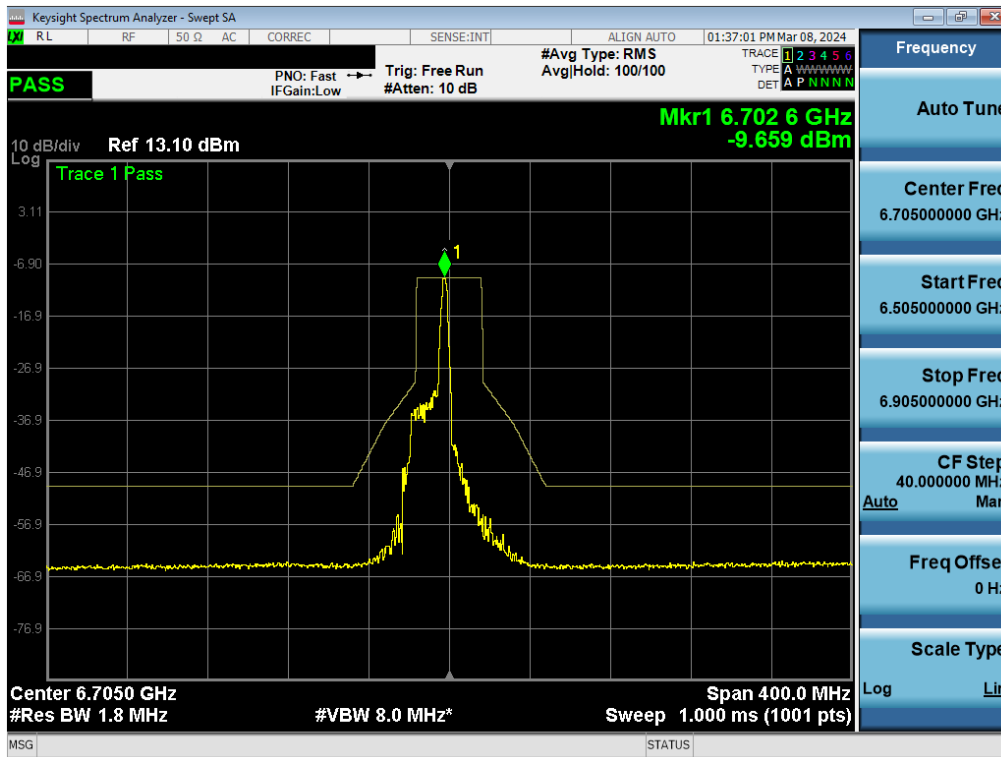


Plot 7-316. In-Band Emission Plot MIMO ANT2 (20MHz BW 802.11be (26 Tones) (UNII Band 7) – Ch. 149)

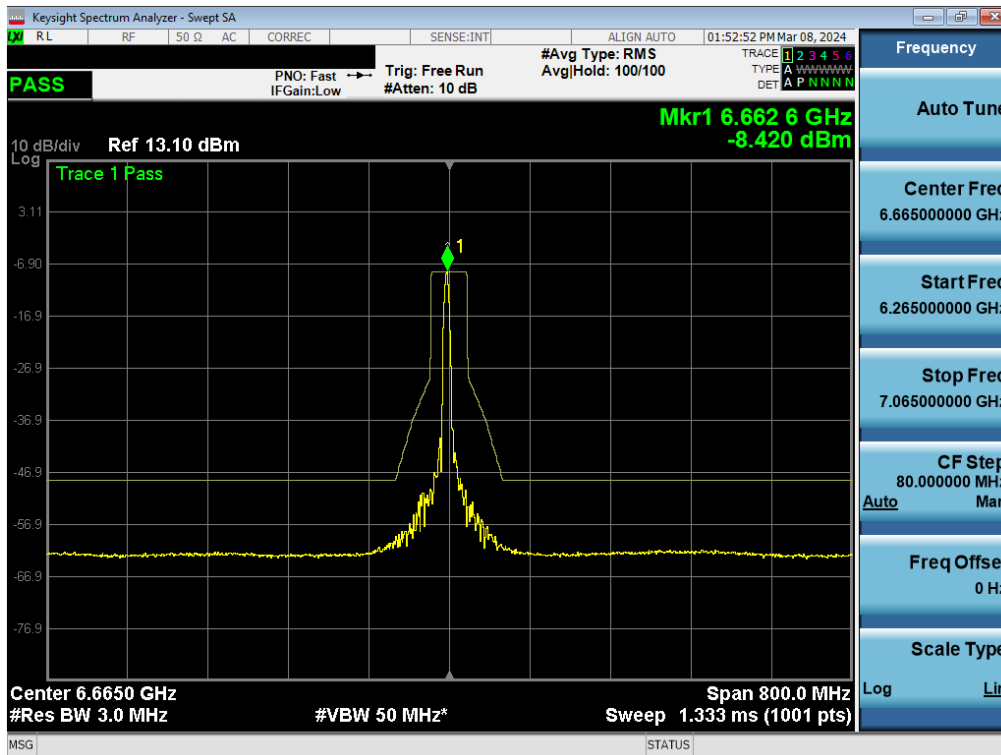


Plot 7-317. In-Band Emission Plot MIMO ANT2 (40MHz BW 802.11be (26 Tones) (UNII Band 7) – Ch. 155)

FCC ID: C3K2077	MEASUREMENT REPORT		Approved by: Technical Manager
Test Report S/N: 1M2312040120-22-R2.C3K	Test Dates: 12/14/2023 - 05/20/2024	EUT Type: Portable Computing Device	Page 203 of 274

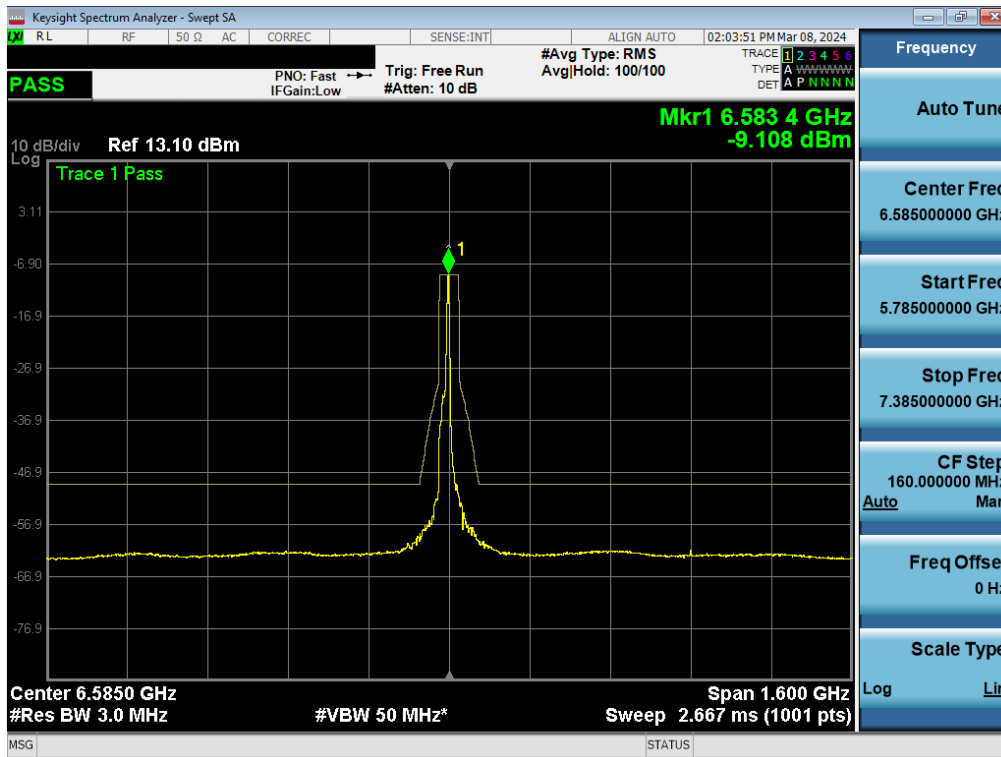


Plot 7-318. In-Band Emission Plot MIMO ANT2 (80MHz BW 802.11be (26 Tones) (UNII Band 7) – Ch. 151)

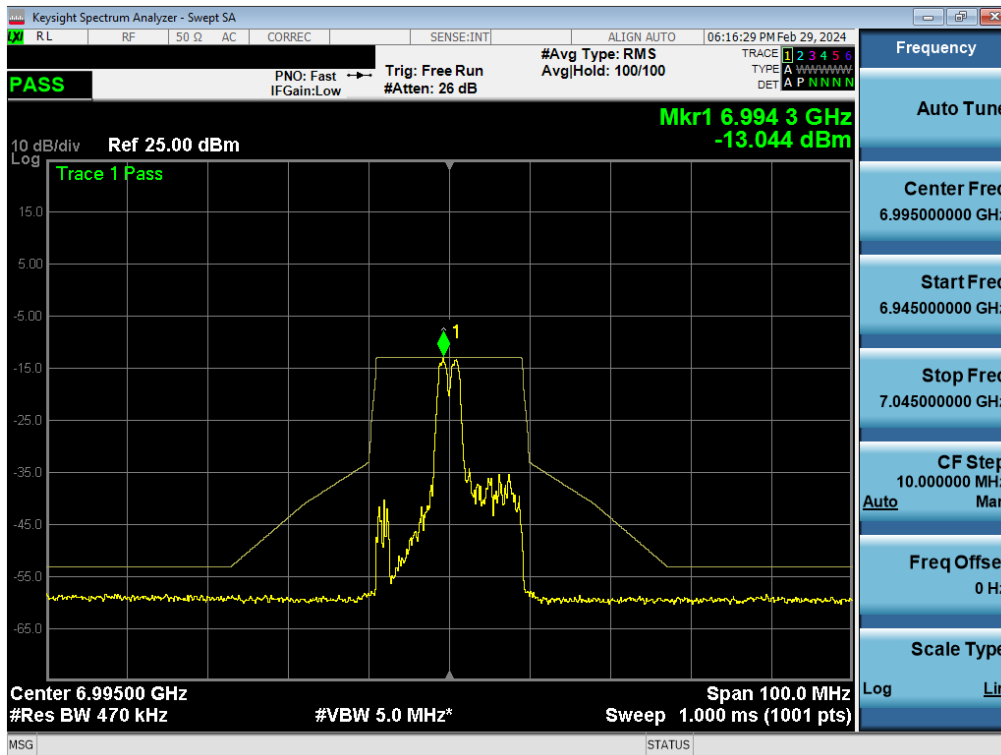


Plot 7-319. In-Band Emission Plot MIMO ANT2 (160MHz BW 802.11be (26 Tones) (UNII Band 7) – Ch. 143)

FCC ID: C3K2077	MEASUREMENT REPORT		Approved by: Technical Manager
Test Report S/N: 1M2312040120-22-R2.C3K	Test Dates: 12/14/2023 - 05/20/2024	EUT Type: Portable Computing Device	Page 204 of 274

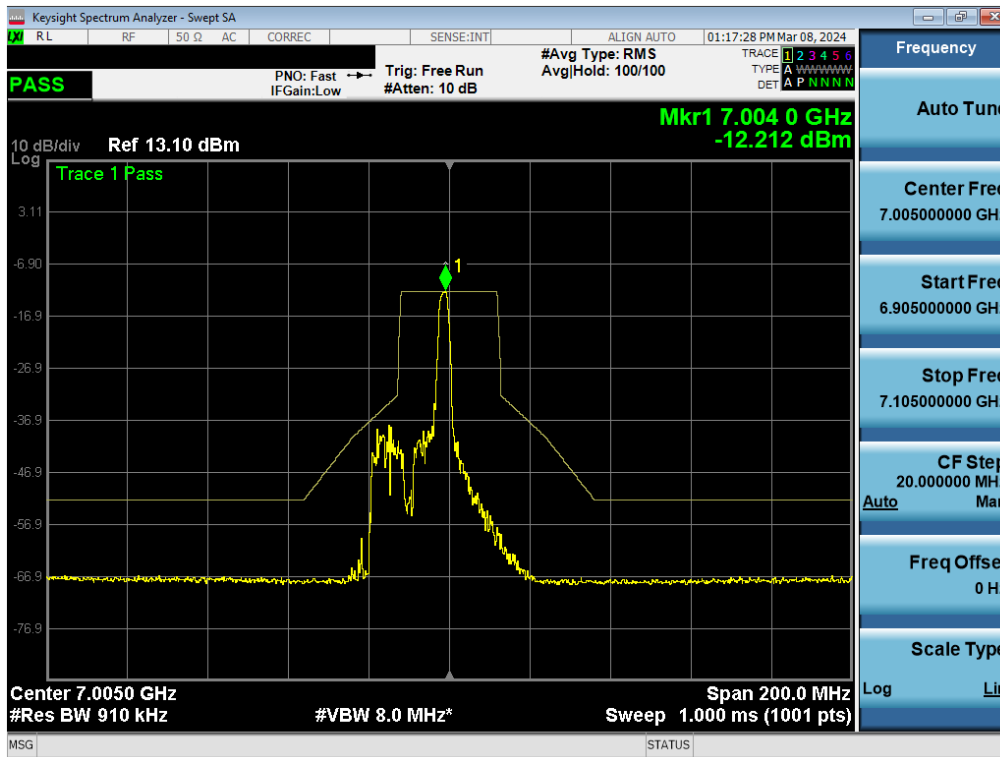


Plot 7-320. In-Band Emission Plot MIMO ANT2 (320MHz BW 802.11be (26 Tones) (UNII Band 7) – Ch. 127)

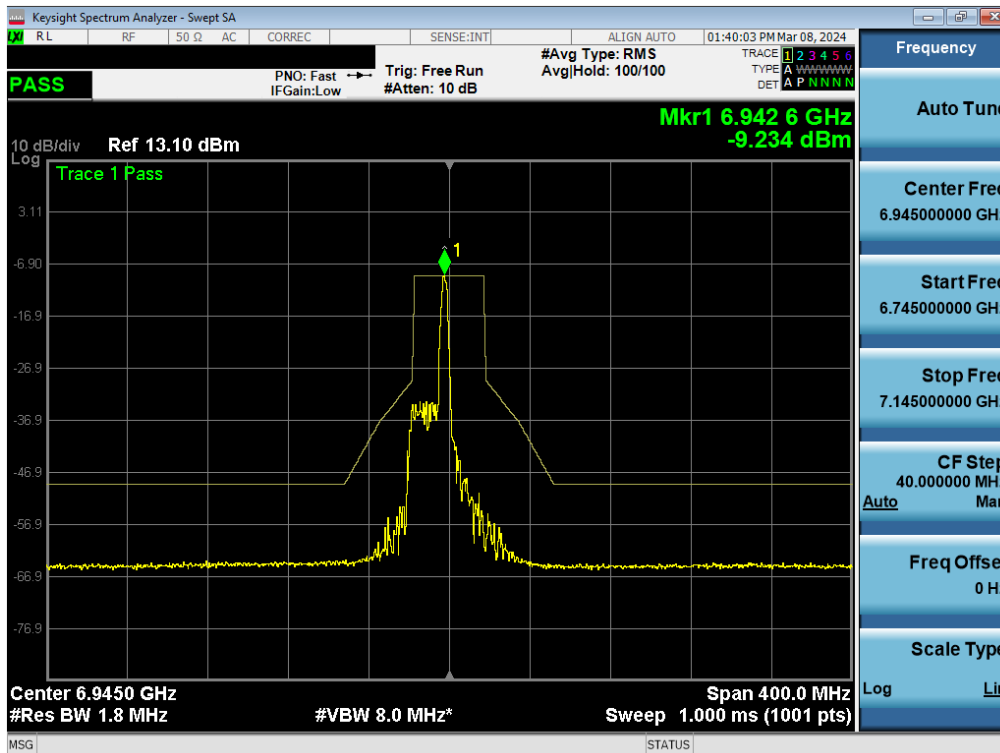


Plot 7-321. In-Band Emission Plot MIMO ANT2 (20MHz BW 802.11be (26 Tones) (UNII Band 8) – Ch. 209)

FCC ID: C3K2077		MEASUREMENT REPORT		Approved by:
Test Report S/N:		Test Dates:		Technical Manager
1M2312040120-22-R2.C3K		12/14/2023 - 05/20/2024		Page 205 of 274
		EUT Type:		
		Portable Computing Device		

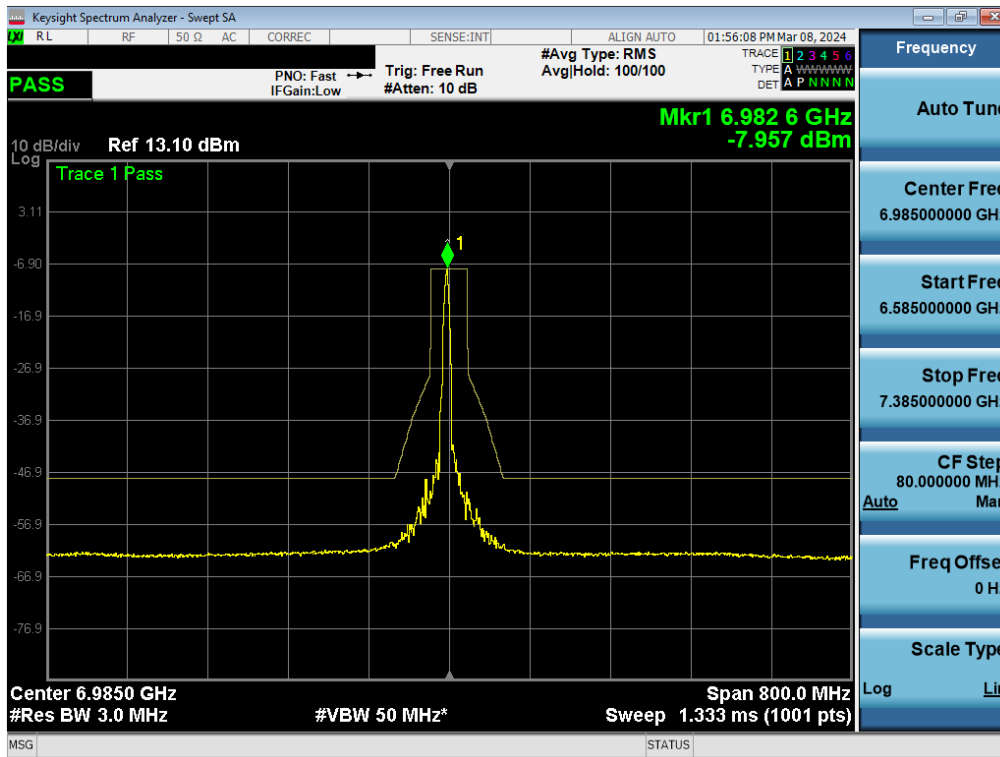


Plot 7-322. In-Band Emission Plot MIMO ANT2 (40MHz BW 802.11be (26 Tones) (UNII Band 8) – Ch. 211)

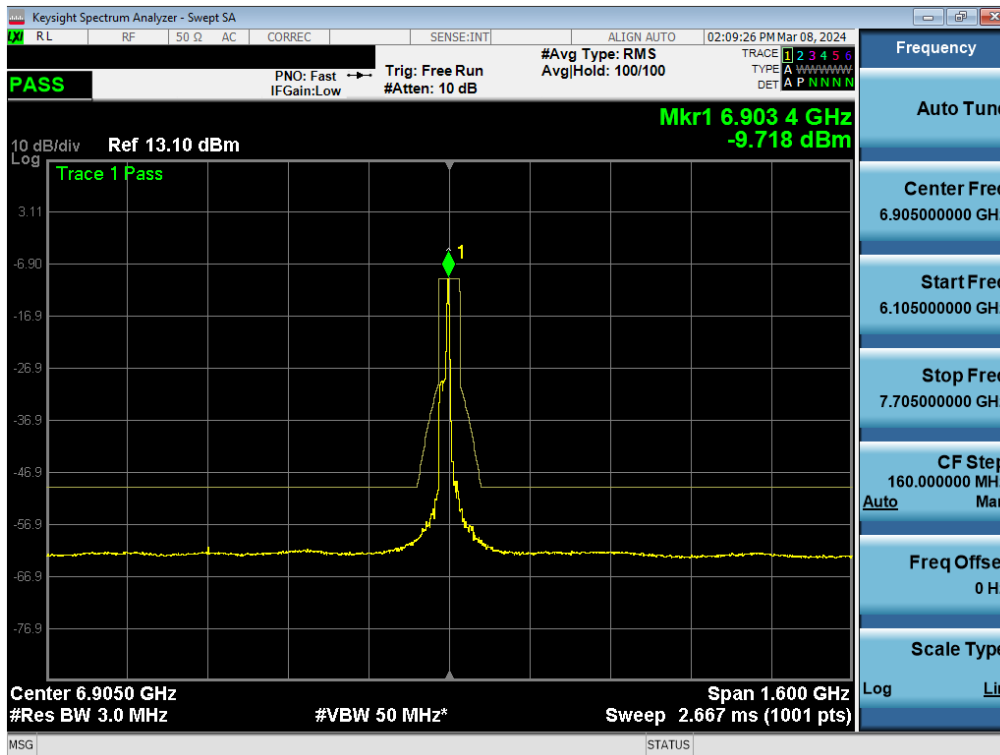


Plot 7-323. In-Band Emission Plot MIMO ANT2 (80MHz BW 802.11be (26 Tones) (UNII Band 8) – Ch. 199)

FCC ID: C3K2077	MEASUREMENT REPORT		Approved by: Technical Manager
Test Report S/N: 1M2312040120-22-R2.C3K	Test Dates: 12/14/2023 - 05/20/2024	EUT Type: Portable Computing Device	Page 206 of 274

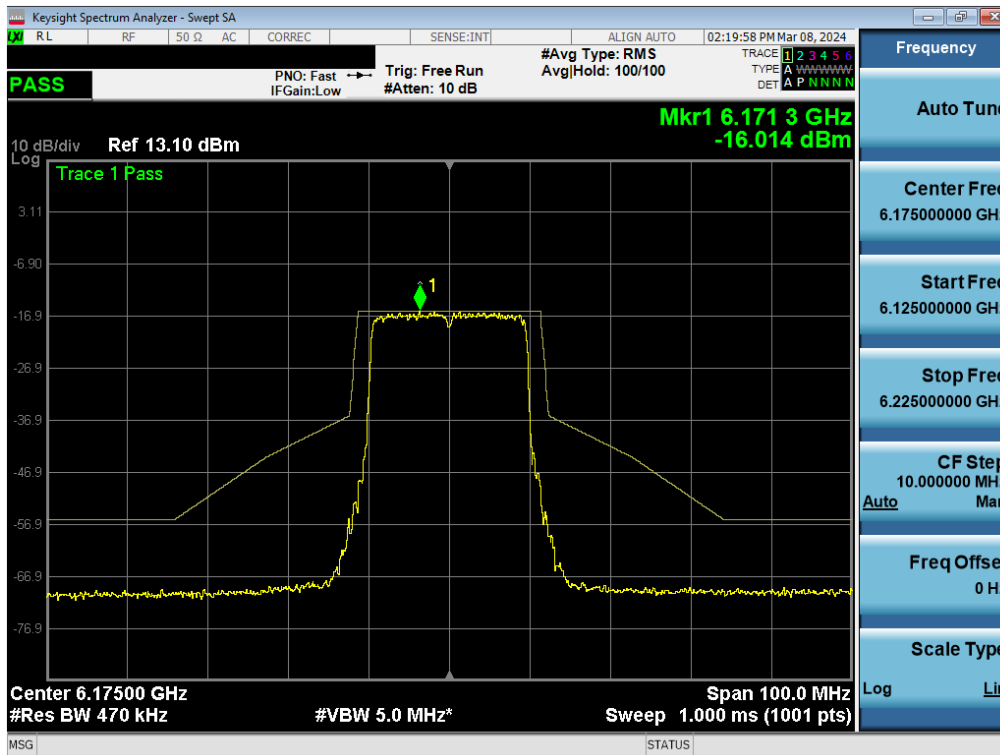


Plot 7-324. In-Band Emission Plot MIMO ANT2 (160MHz BW 802.11be (26 Tones) (UNII Band 8) – Ch. 207)

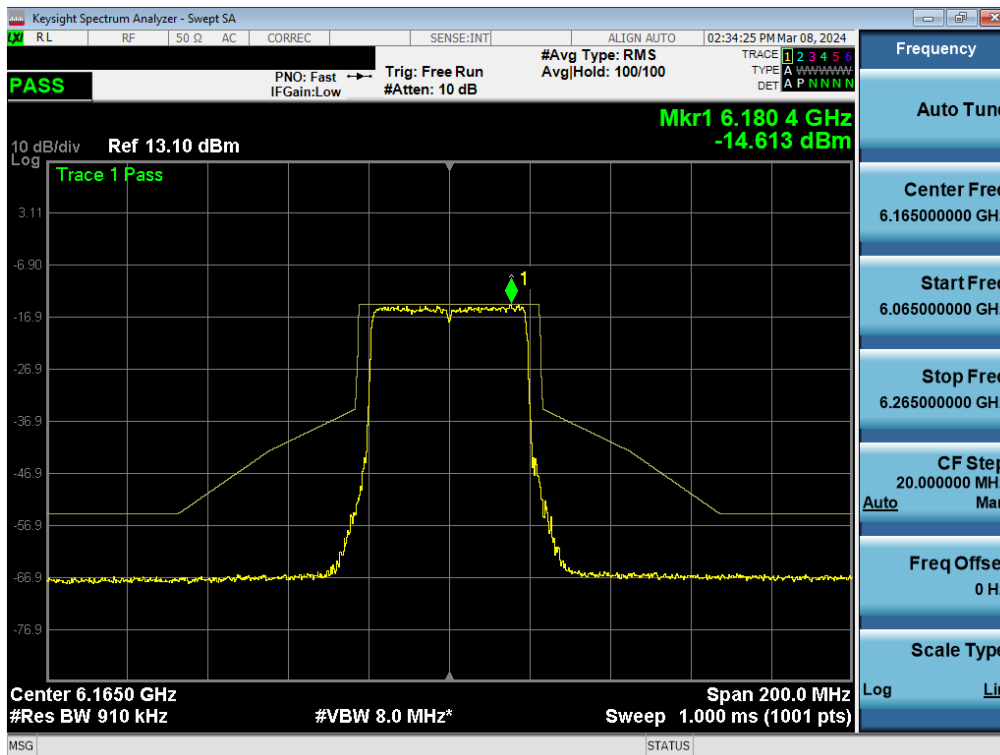


Plot 7-325. In-Band Emission Plot MIMO ANT2 (320MHz BW 802.11be (26 Tones) (UNII Band 8) – Ch. 191)

FCC ID: C3K2077	MEASUREMENT REPORT		Approved by: Technical Manager
Test Report S/N: 1M2312040120-22-R2.C3K	Test Dates: 12/14/2023 - 05/20/2024	EUT Type: Portable Computing Device	Page 207 of 274

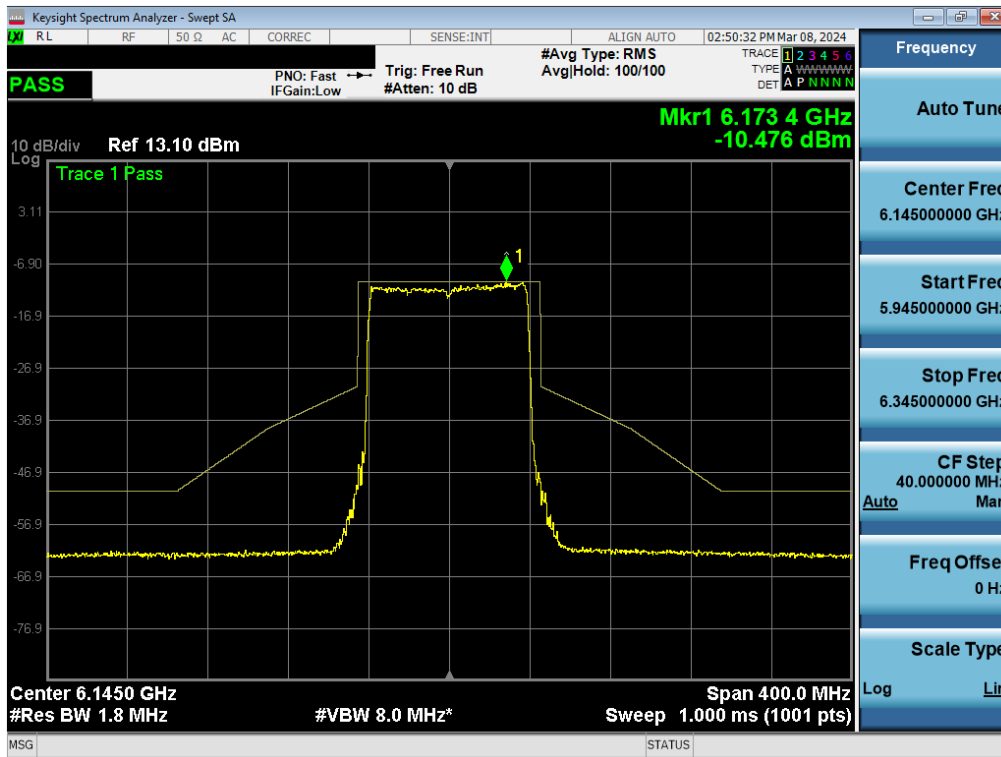


Plot 7-326. In-Band Emission Plot MIMO ANT2 (20MHz BW 802.11be (Full Tone) (UNII Band 5) – Ch. 45)

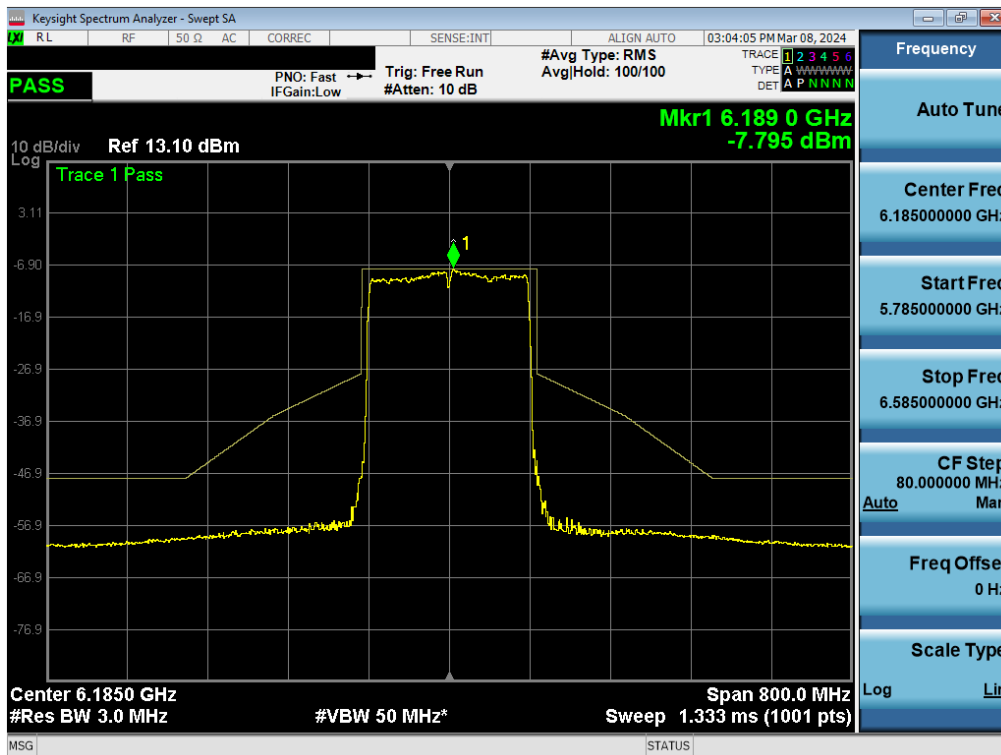


Plot 7-327. In-Band Emission Plot MIMO ANT2 (40MHz BW 802.11be (Full Tone) (UNII Band 5) – Ch. 43)

FCC ID: C3K2077		MEASUREMENT REPORT		Approved by:
Test Report S/N:		Test Dates:		Technical Manager
1M2312040120-22-R2.C3K		12/14/2023 - 05/20/2024		Page 208 of 274
		EUT Type:		
		Portable Computing Device		

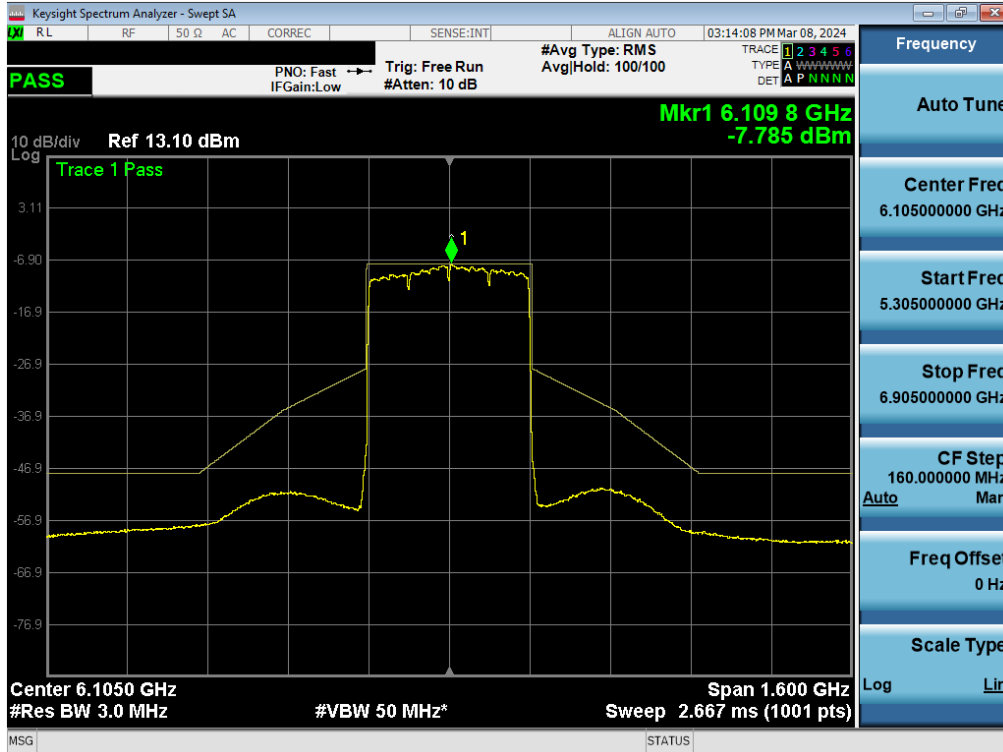


Plot 7-328. In-Band Emission Plot MIMO ANT2 (80MHz BW 802.11be (Full Tone) (UNII Band 5) – Ch. 39)

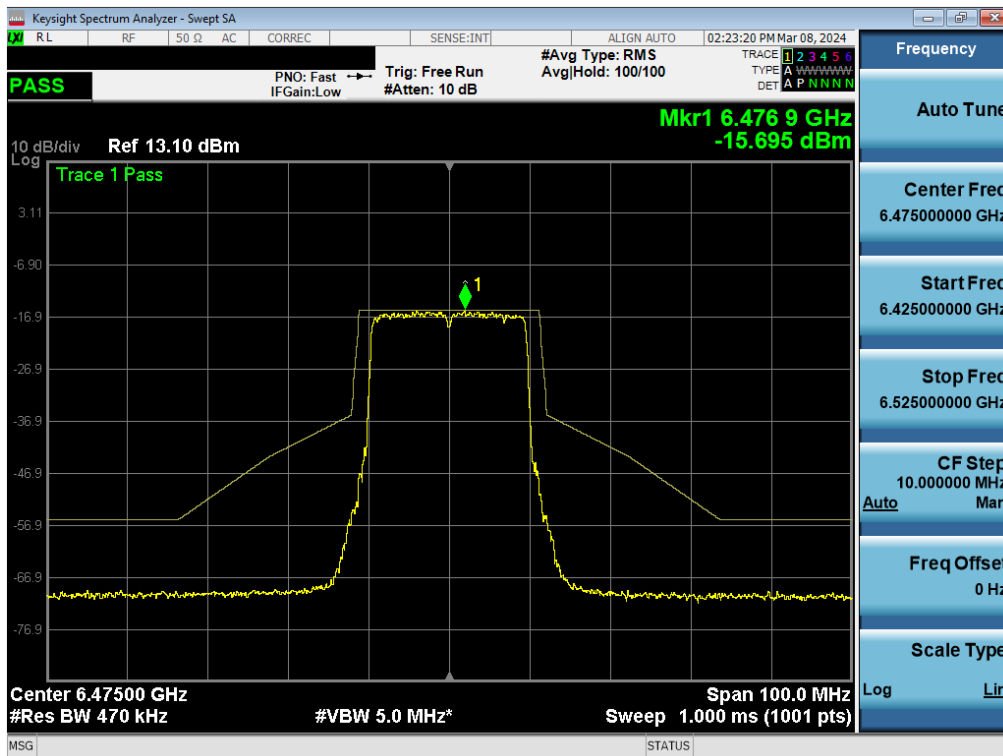


Plot 7-329. In-Band Emission Plot MIMO ANT2 (160MHz BW 802.11be (Full Tone) (UNII Band 5) – Ch. 47)

FCC ID: C3K2077	MEASUREMENT REPORT		Approved by: Technical Manager
Test Report S/N: 1M2312040120-22-R2.C3K	Test Dates: 12/14/2023 - 05/20/2024	EUT Type: Portable Computing Device	Page 209 of 274

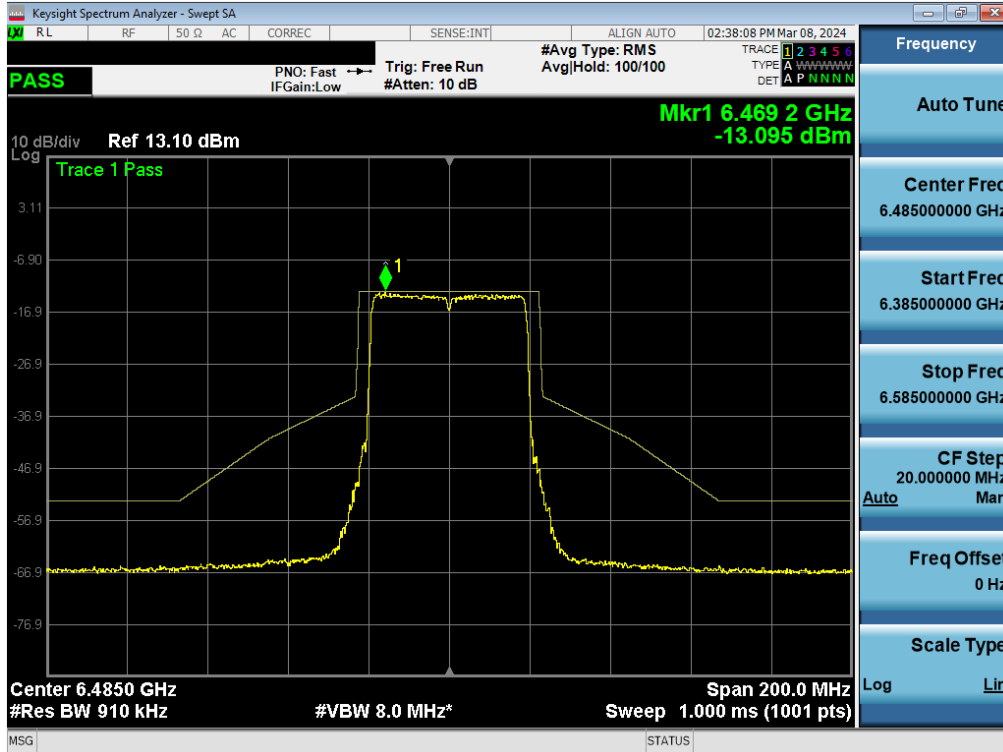


Plot 7-330. In-Band Emission Plot MIMO ANT2 (320MHz BW 802.11be (Full Tone) (UNII Band 5) – Ch. 31)

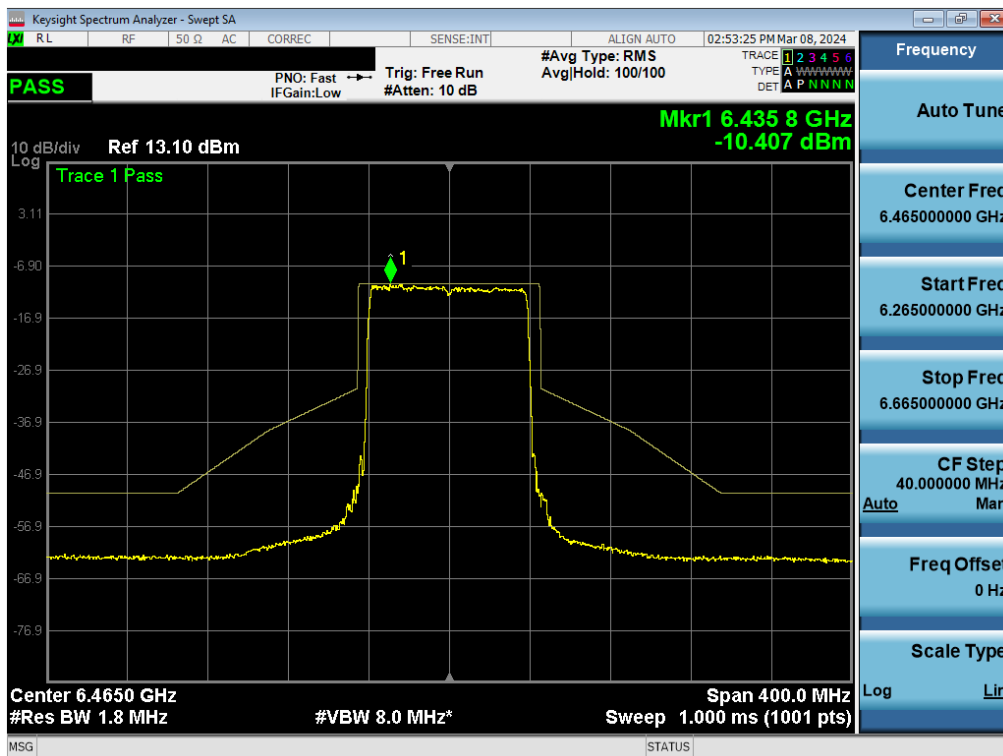


Plot 7-331. In-Band Emission Plot MIMO ANT2 (20MHz BW 802.11be (Full Tone) (UNII Band 6) – Ch. 105)

FCC ID: C3K2077	MEASUREMENT REPORT		Approved by: Technical Manager
Test Report S/N: 1M2312040120-22-R2.C3K	Test Dates: 12/14/2023 - 05/20/2024	EUT Type: Portable Computing Device	Page 210 of 274



Plot 7-332. In-Band Emission Plot MIMO ANT2 (40MHz BW 802.11be (Full Tone) (UNII Band 6) – Ch. 107)



Plot 7-333. In-Band Emission Plot MIMO ANT2 (80MHz BW 802.11be (Full Tone) (UNII Band 6) – Ch. 103)

FCC ID: C3K2077	MEASUREMENT REPORT		Approved by: Technical Manager
Test Report S/N: 1M2312040120-22-R2.C3K	Test Dates: 12/14/2023 - 05/20/2024	EUT Type: Portable Computing Device	Page 211 of 274