


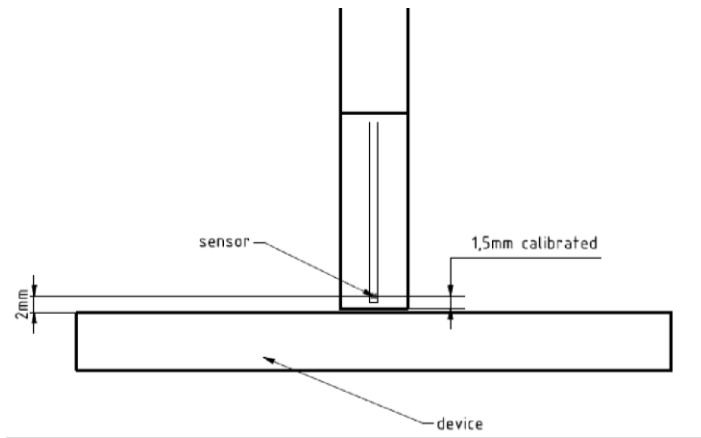
**APPENDIX B: DUT ANTENNA DIAGRAM & SAR TEST SETUP  
PHOTOGRAPHS**

<b>FCC ID:</b> C3K2085	<b>SAR EVALUATION REPORT</b>	<b>Approved by:</b> Technical Manager
<b>DUT Type:</b> Portable Computing Device		APPENDIX B: Page 1 of 4






**SAR Test Setup Photo 1 – Tablet, Top Edge at 0mm – Antenna L**



**Figure I-2  
EUmWVx Probe**

Note: Distances below are distance from device surface to sensor-center. Therefore, distances include 1.5 mm for Probe Tip to Sensor Calibration Points.

FCC ID: C3K2085	SAR EVALUATION REPORT	Approved by: Technical Manager
DUT Type: Portable Computing Device		APPENDIX B: Page 3 of 4



**PD Test Setup Photo 2 – Near Field Power Density Top Edge at 25 mm**

<b>FCC ID:</b> C3K2085	<b>SAR EVALUATION REPORT</b>	<b>Approved by:</b> Technical Manager
<b>DUT Type:</b> Portable Computing Device		APPENDIX B: Page 4 of 4