

2024-01-24 System Performance Check Report D6.5GHzV2 - SN1068

Summary

Dipole	D6.5GHzV2 - SN1068		
Frequency [MHz]	6500.0		
Phantom Section TSL	Flat HSL	Dev. Peak [%]	-3.1
Power [dBm]	17.0	Iso. Error [%]	2.5

Exposure Conditions

Dipole Distance [mm]	5	TSL Permittivity	33.7
Conversion Factor	5.61	TSL Conductivity [S/m]	6.11

Hardware Setup

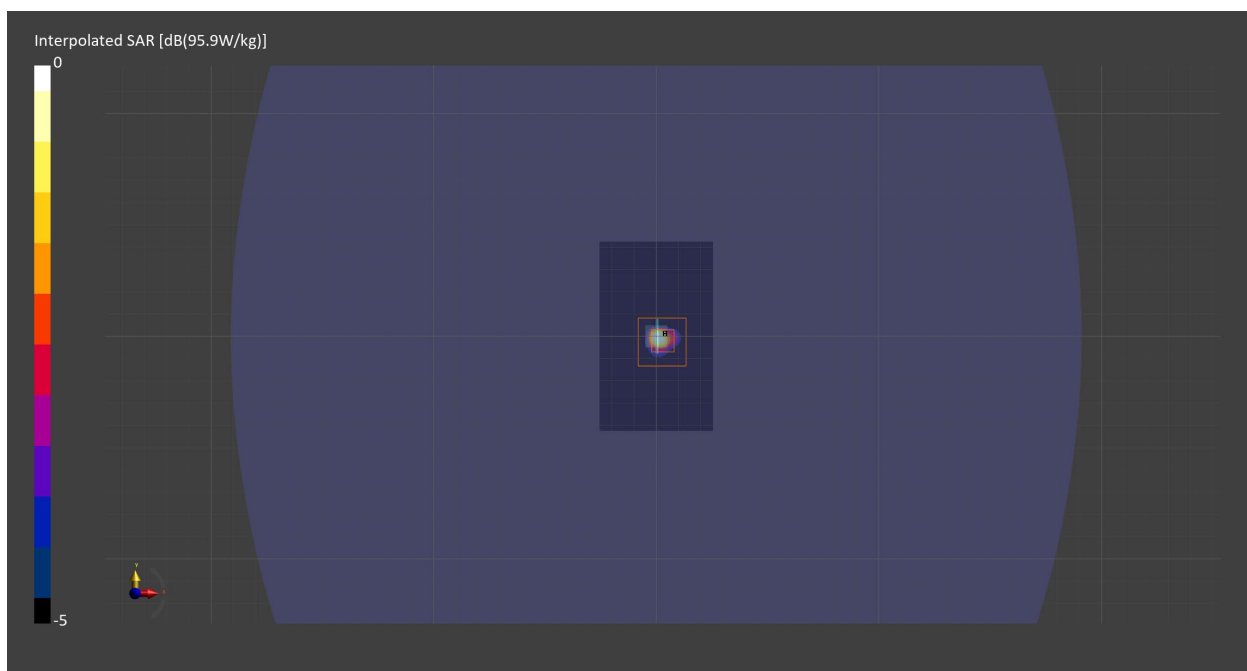
Probe Calibration Date	EX3DV4 - SN7711 2023-03-29	Phantom	ELI V8.0 (20deg probe tilt) - SN2081
DAE Calibration Date	DAE4 Sn1716 2023-03-16	TSL Meas. Date	HBBL600-10000V6 2024-Jan-23

Scans Setup

	Area Scan	Zoom Scan
Grid Extents [mm]	51.0 x 85.0	22.0 x 22.0 x 22.0
Grid Steps [mm]	8.5 x 8.5	3.4 x 3.4 x 1.4
Sensor Surface [mm]	3.0	1.4
Graded Grid	N/A	Yes
M2/M1 [%]		51.3
Dist 3dB Peak [mm]		4.6

Measurement Results

	Area Scan	Zoom Scan
psSAR1g [W/Kg]	11.8	15.3
psSAR10g [W/Kg]	2.54	2.81
Power Drift [dB]	N/A	0.02



2023-12-18 System Performance Check Report D2450V2 - SN963

Summary

Dipole	D2450V2 - SN963		
Frequency [MHz]	2450.0		
Phantom Section TSL	Flat HSL	Dev. Peak [%]	-5.2
Power [dBm]	17.0	Iso. Error [%]	1.1

Exposure Conditions

Dipole Distance [mm]	10	TSL Permittivity	40.7
Conversion Factor	8.05	TSL Conductivity [S/m]	1.79

Hardware Setup


Probe Calibration Date	EX3DV4 - SN7710 2023-02-03	Phantom	ELI V8.0 (20deg probe tilt) - SN2160
DAE Calibration Date	DAE4 Sn1715 2023-01-23	TSL Meas. Date	HBBL-600-10000 2023-Dec-18

Scans Setup

	Area Scan	Zoom Scan
Grid Extents [mm]	40.0 x 80.0	30.0 x 30.0 x 30.0
Grid Steps [mm]	10.0 x 10.0	5.0 x 5.0 x 1.5
Sensor Surface [mm]	3.0	1.4
Graded Grid	N/A	Yes
M2/M1 [%]		80.9
Dist 3dB Peak [mm]		9.0

Measurement Results

	Area Scan	Zoom Scan
psSAR1g [W/Kg]	2.42	2.42
psSAR10g [W/Kg]	1.12	1.14
Power Drift [dB]	N/A	0.01



Test Laboratory: UL LLC SAR 2A

Date/Time: 2024-01-08, 20:14

2024-01-08 System Performance Check Report D5GHzV2 - SN1213

Summary

Dipole	D5GHzV2 - SN1213		
Frequency [MHz]	5600.0		
Phantom Section TSL	Flat HSL	Dev. Peak [%]	-4.2
Power [dBm]	17.0	Iso. Error [%]	-1.1

Exposure Conditions

Dipole Distance [mm]	10	TSL Permittivity	34.2
Conversion Factor	4.98	TSL Conductivity [S/m]	4.86

Hardware Setup

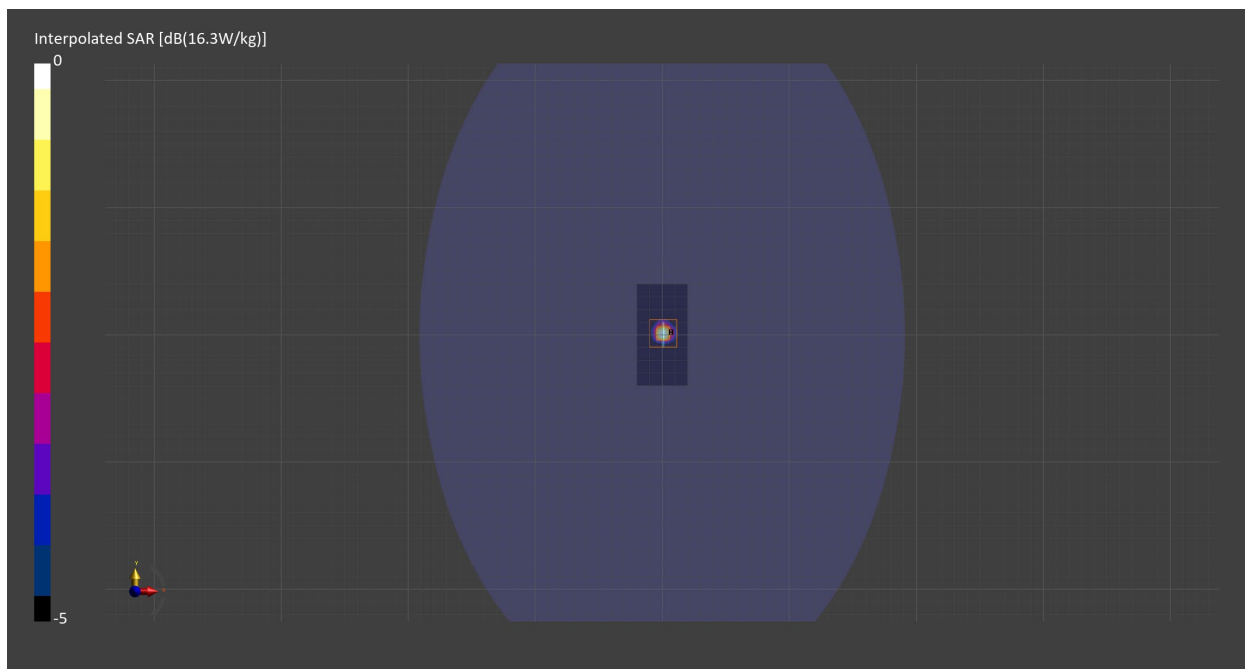
Probe Calibration Date	EX3DV4 - SN7709 2023-11-30	Phantom	ELI V8.0 (20deg probe tilt) - SN2160
DAE Calibration Date	DAE4 Sn1714 2023-11-22	TSL Meas. Date	HBBL-600-10000 2024-Jan-08

Scans Setup

	Area Scan	Zoom Scan
Grid Extents [mm]	40.0 x 80.0	22.0 x 22.0 x 22.0
Grid Steps [mm]	10.0 x 10.0	4.0 x 4.0 x 1.4
Sensor Surface [mm]	3.0	1.4
Graded Grid	N/A	Yes
M2/M1 [%]		63.9
Dist 3dB Peak [mm]		7.4

Measurement Results

	Area Scan	Zoom Scan
psSAR1g [W/Kg]	3.86	4.02
psSAR10g [W/Kg]	1.10	1.14
Power Drift [dB]	N/A	0.04



Test Laboratory: UL LLC SAR 2A

Date/Time: 2024-01-16, 13:31

2024-01-16 System Performance Check Report D5GHzV2 - SN1213

Summary

Dipole	D5GHzV2 - SN1213		
Frequency [MHz]	5850.0		
Phantom Section TSL	Flat HSL	Dev. Peak [%]	-7.5
Power [dBm]	17.0	Iso. Error [%]	-2.5

Exposure Conditions

Dipole Distance [mm]	10	TSL Permittivity	34.7
Conversion Factor	5.28	TSL Conductivity [S/m]	5.16

Hardware Setup


Probe Calibration Date	EX3DV4 - SN7711 2023-03-29	Phantom	ELI V8.0 (20deg probe tilt) - SN2160
DAE Calibration Date	DAE4 Sn1716 2023-03-16	TSL Meas. Date	HBBL-600-10000 2024-Jan-16

Scans Setup

	Area Scan	Zoom Scan
Grid Extents [mm]	40.0 x 80.0	22.0 x 22.0 x 22.0
Grid Steps [mm]	10.0 x 10.0	4.0 x 4.0 x 1.4
Sensor Surface [mm]	3.0	1.4
Graded Grid	Yes	Yes
M2/M1 [%]		60.3
Dist 3dB Peak [mm]		7.4

Measurement Results

	Area Scan	Zoom Scan
psSAR1g [W/Kg]	3.38	3.74
psSAR10g [W/Kg]	1.00	1.07
Power Drift [dB]	n/a	0.06



Test Laboratory: UL LLC SAR 2B

Date/Time: 2023-12-11, 15:19

2023-12-11 System Performance Check Report D5GHzV2 - SN1213

Summary

Dipole D5GHzV2 - SN1213

Frequency [MHz]	5250.0		
Phantom Section TSL	Flat HSL	Dev. Peak [%]	-2.9
Power [dBm]	17.0	Iso. Error [%]	-2.0

Exposure Conditions

Dipole Distance [mm]	10	TSL Permittivity	35.3
Conversion Factor	6.01	TSL Conductivity [S/m]	4.57

Hardware Setup


Probe Calibration Date	EX3DV4 - SN7711 2023-03-29	Phantom	ELI V5.0 (20deg probe tilt) - SN1196
DAE Calibration Date	DAE4 Sn1716 2023-03-16	TSL Meas. Date	HBBL-600-10000 2023-Dec-11

Scans Setup

	Area Scan	Zoom Scan
Grid Extents [mm]	40.0 x 80.0	22.0 x 22.0 x 22.0
Grid Steps [mm]	10.0 x 10.0	4.0 x 4.0 x 1.4
Sensor Surface [mm]	3.0	1.4
Graded Grid	N/A	Yes
M2/M1 [%]		63.8
Dist 3dB Peak [mm]		7.3

Measurement Results

	Area Scan	Zoom Scan
psSAR1g [W/Kg]	3.49	3.70
psSAR10g [W/Kg]	1.01	1.06
Power Drift [dB]	N/A	-0.11



2023-12-11 System Performance Check Report D5GHzV2 - SN1213

Summary

Dipole	D5GHzV2 - SN1213		
Frequency [MHz]	5850.0		
Phantom Section TSL	Flat HSL	Dev. Peak [%]	-2.9
Power [dBm]	17.0	Iso. Error [%]	2.9

Exposure Conditions

Dipole Distance [mm]	10	TSL Permittivity	34.3
Conversion Factor	5.28	TSL Conductivity [S/m]	5.25

Hardware Setup


Probe Calibration Date	EX3DV4 - SN7711 2023-03-29	Phantom	ELI V5.0 (20deg probe tilt) - SN1196
DAE Calibration Date	DAE4 Sn1716 2023-03-16	TSL Meas. Date	HBBL-600-10000 2023-Dec-11

Scans Setup

	Area Scan	Zoom Scan
Grid Extents [mm]	40.0 x 80.0	22.0 x 22.0 x 22.0
Grid Steps [mm]	10.0 x 10.0	4.0 x 4.0 x 1.4
Sensor Surface [mm]	3.0	1.4
Graded Grid	N/A	Yes
M2/M1 [%]		60.4
Dist 3dB Peak [mm]		7.6

Measurement Results

	Area Scan	Zoom Scan
psSAR1g [W/Kg]	3.64	3.77
psSAR10g [W/Kg]	1.04	1.08
Power Drift [dB]	N/A	-0.06



2024-04-16 System Performance Check Report D5GHzV2 - SN1213

Summary

Dipole	D5GHzV2 - SN1213		
Frequency [MHz]	5750.0		
Phantom Section TSL	Flat HSL	Dev. Peak [%]	-6.7
Power [dBm]	17.0	Iso. Error [%]	1.7

Exposure Conditions

Dipole Distance [mm]	10	TSL Permittivity	35.0
Conversion Factor	5.28	TSL Conductivity [S/m]	5.15

Hardware Setup

Probe Calibration Date	EX3DV4 - SN7711 2024-03-15	Phantom	ELI V5.0 (20deg probe tilt) - SN1196
DAE Calibration Date	DAE4 Sn1716 2024-03-13	TSL Meas. Date	HBBL600-10000V6 2024-Apr-16

Scans Setup

	Area Scan	Zoom Scan
Grid Extents [mm]	40.0 x 80.0	22.0 x 22.0 x 22.0
Grid Steps [mm]	10.0 x 10.0	4.0 x 4.0 x 1.4
Sensor Surface [mm]	3.0	1.4
Graded Grid	N/A	Yes
M2/M1 [%]		62.0
Dist 3dB Peak [mm]		7.4

Measurement Results

	Area Scan	Zoom Scan
psSAR1g [W/Kg]	3.44	3.72
psSAR10g [W/Kg]	1.01	1.06
Power Drift [dB]	-0.01	-0.02

