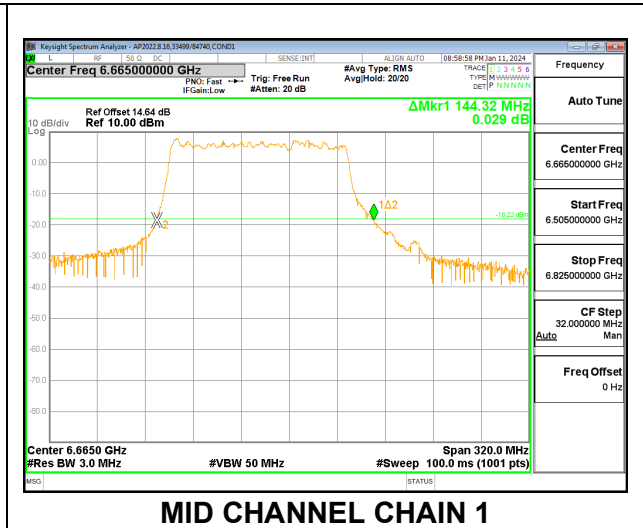
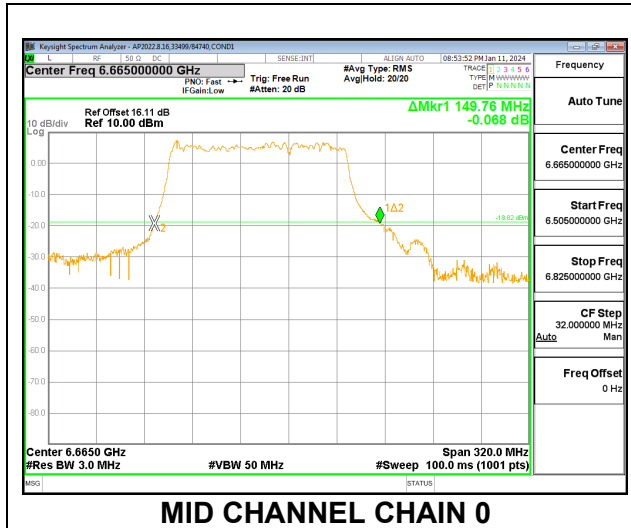


### 9.3.17. 802.11be EHT160 MODE 2TX IN THE UNII-7 BAND

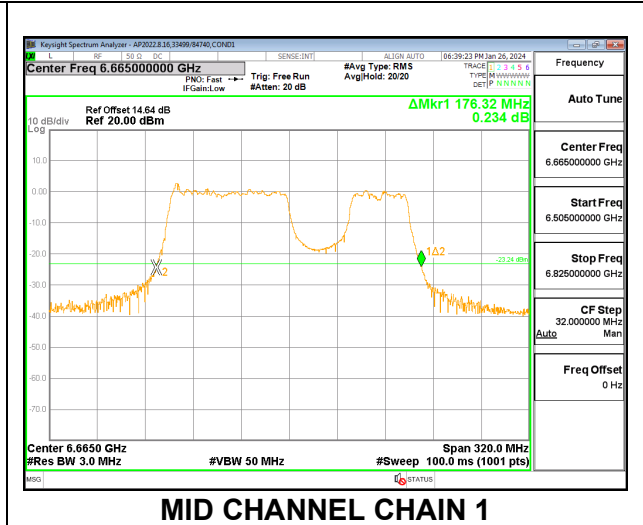
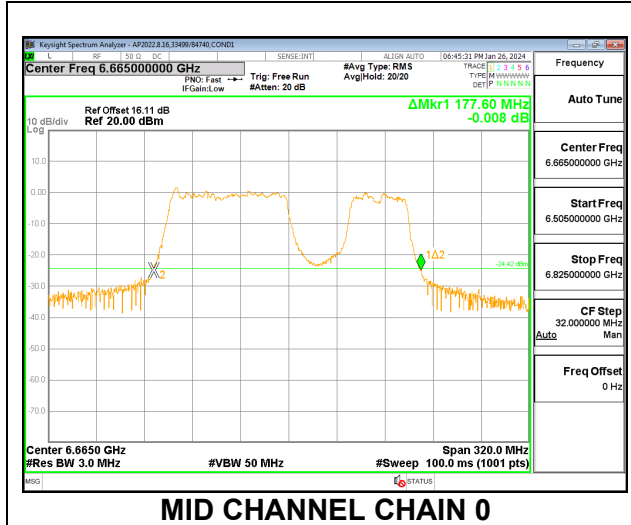
#### 2TX CHAIN 0 + CHAIN 1 CDD OFDMA MODE: 996T+484T (CONTIGUOUS)

Channel	Frequency (MHz)	26 dB Bandwidth Chain 0 (MHz)	26 dB Bandwidth Chain 1 (MHz)	Limit (MHz)	Worst-Case Margin (MHz)
Mid	6665	149.76	144.32	320	-170.24



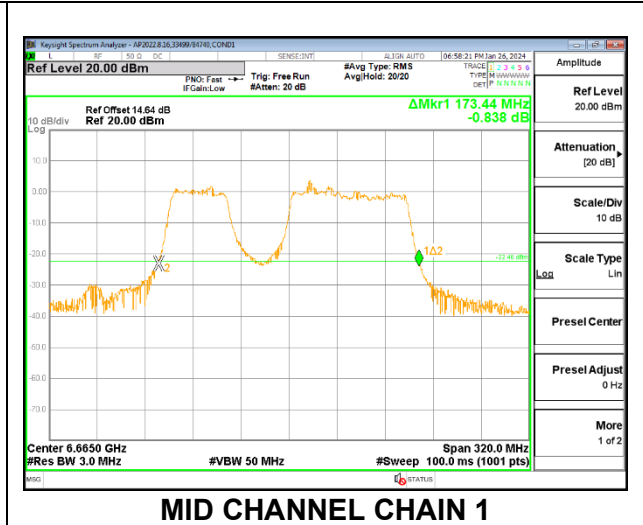
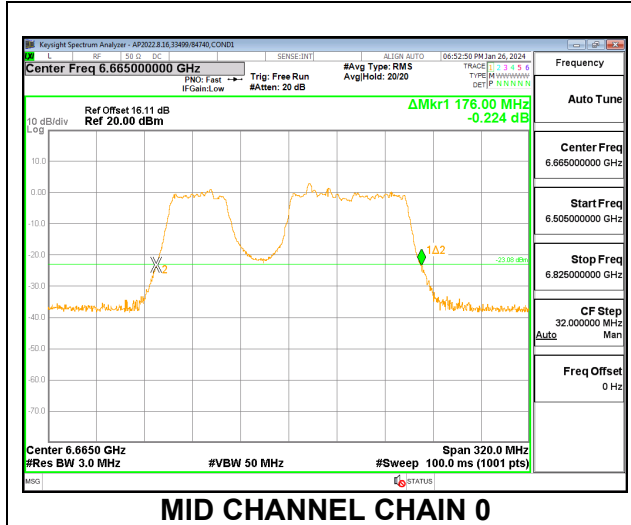
**2TX CHAIN 0 + CHAIN 1 CDD OFDMA MODE: 996T+484T (NON-CONTIGUOUS)**

Channel	Frequency (MHz)	26 dB Bandwidth Chain 0 (MHz)	26 dB Bandwidth Chain 1 (MHz)	Limit (MHz)	Worst-Case Margin (MHz)
Mid	6665	177.60	176.32	320	-142.40



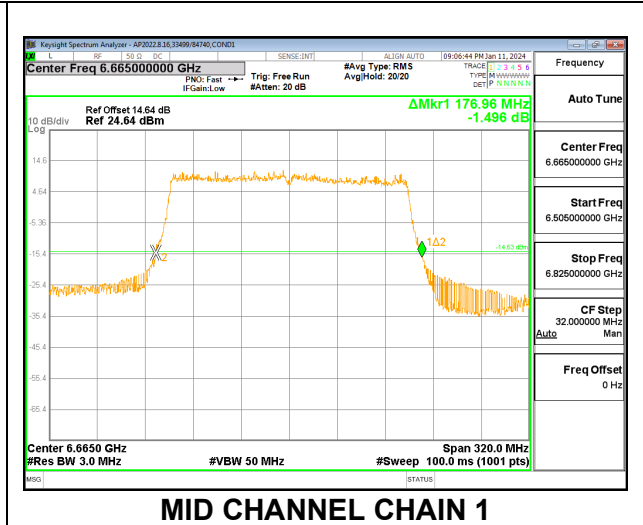
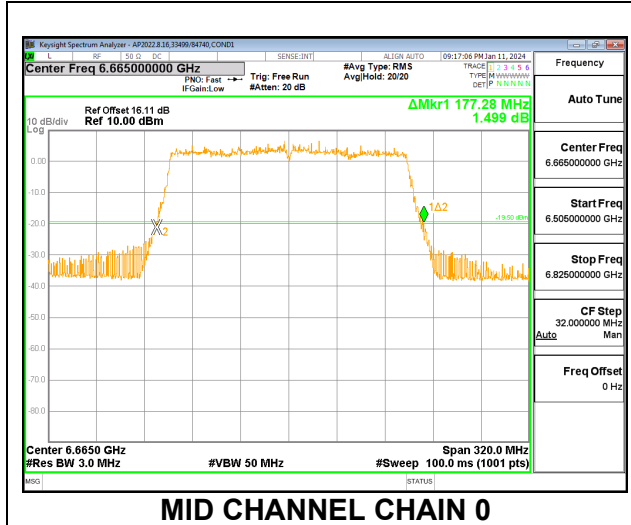
**2TX CHAIN 0 + CHAIN 1 CDD OFDMA MODE: 484T+996T (NON-CONTIGUOUS)**

Channel	Frequency (MHz)	26 dB Bandwidth Chain 0 (MHz)	26 dB Bandwidth Chain 1 (MHz)	Limit (MHz)	Worst-Case Margin (MHz)
Mid	6665	176.00	173.44	320	-144.00



**2TX CHAIN 0 + CHAIN 1 CDD OFDMA MODE: 2x996T**

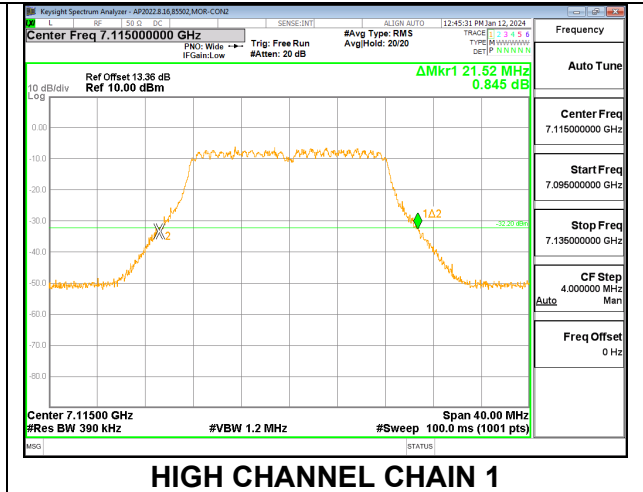
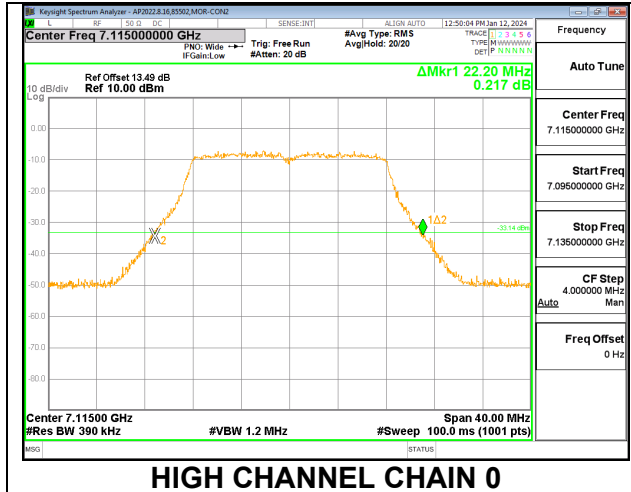
Channel	Frequency (MHz)	26 dB Bandwidth Chain 0 (MHz)	26 dB Bandwidth Chain 1 (MHz)	Limit (MHz)	Worst-Case Margin (MHz)
Mid	6665	177.28	176.96	320	-142.72



### 9.3.18. 802.11a MODE 2TX IN THE UNII-8 BAND

#### 2TX CHAIN 0 + CHAIN 1 CDD OFDMA MODE

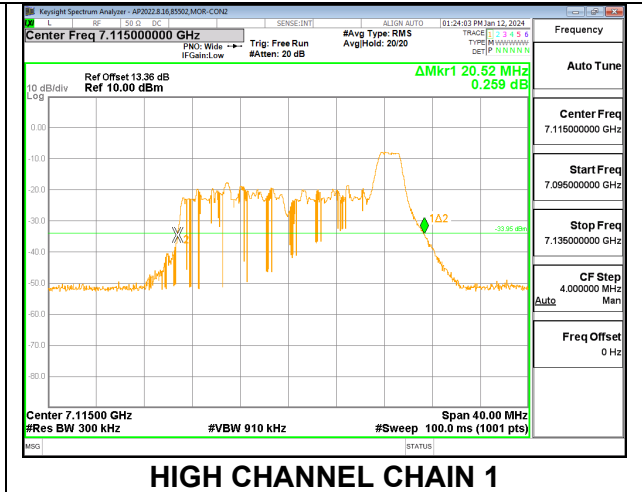
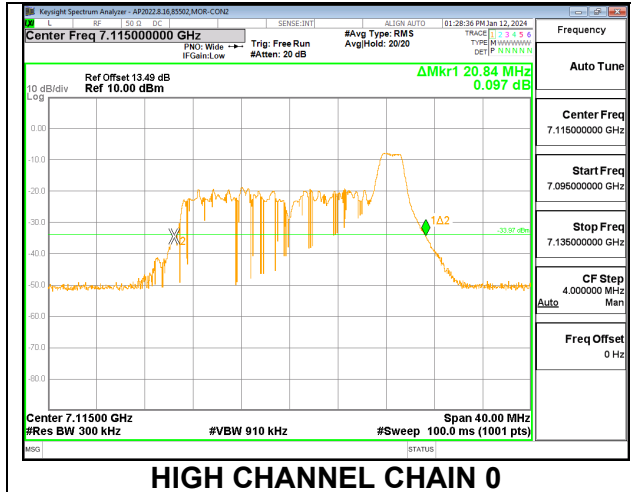
Channel	Frequency (MHz)	26 dB Bandwidth Chain 0 (MHz)	26 dB Bandwidth Chain 1 (MHz)	Limit (MHz)	Worst-Case Margin (MHz)
Low	6875	22.08	21.92	320	-297.92
Mid	6995	22.12	21.92	320	-297.88
High	7115	22.20	21.52	320	-297.80



### 9.3.19. 802.11be EHT20 MODE 2TX IN THE UNII-8 BAND

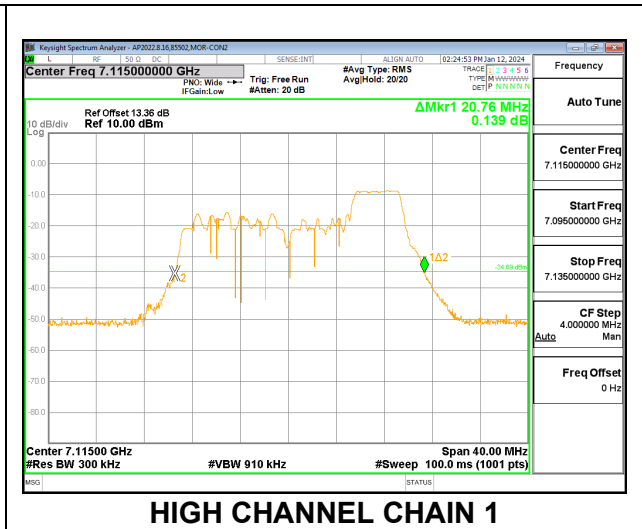
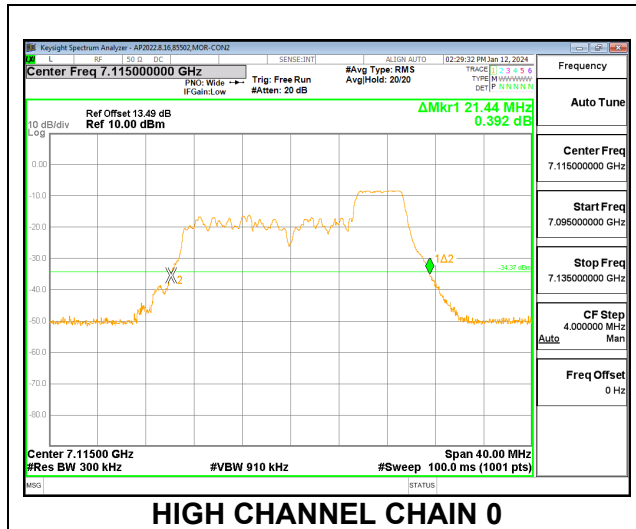
#### 2TX CHAIN 0 + CHAIN 1 CDD OFDMA MODE: 26T

Channel	Frequency (MHz)	26 dB Bandwidth Chain 0 (MHz)	26 dB Bandwidth Chain 1 (MHz)	Limit (MHz)	Worst-Case Margin (MHz)
Low	6875	20.84	20.48	320	-299.16
Mid	6995	20.48	20.40	320	-299.52
High	7115	20.84	20.52	320	-299.16



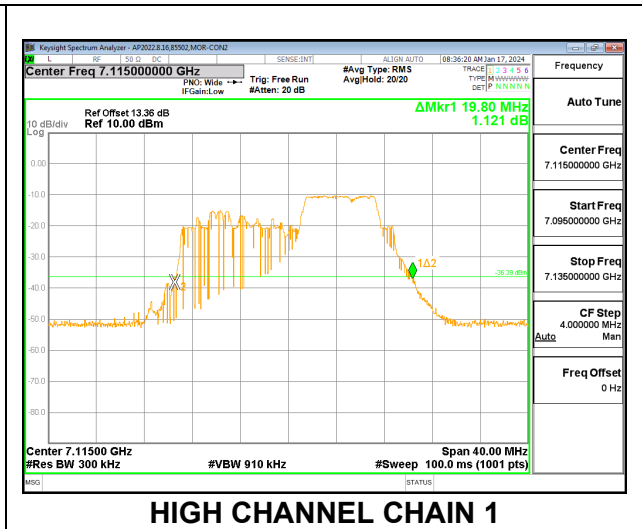
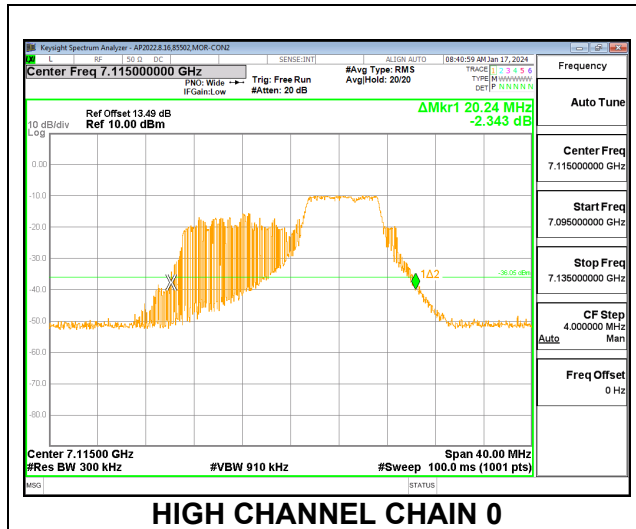
**2TX CHAIN 0 + CHAIN 1 CDD OFDMA MODE: 52T**

Channel	Frequency (MHz)	26 dB Bandwidth Chain 0 (MHz)	26 dB Bandwidth Chain 1 (MHz)	Limit (MHz)	Worst-Case Margin (MHz)
Low	6875	20.36	20.36	320	-299.64
Mid	6995	20.84	21.16	320	-298.84
High	7115	21.44	20.76	320	-298.56



**2TX CHAIN 0 + CHAIN 1 CDD OFDMA MODE: 52T+26T**

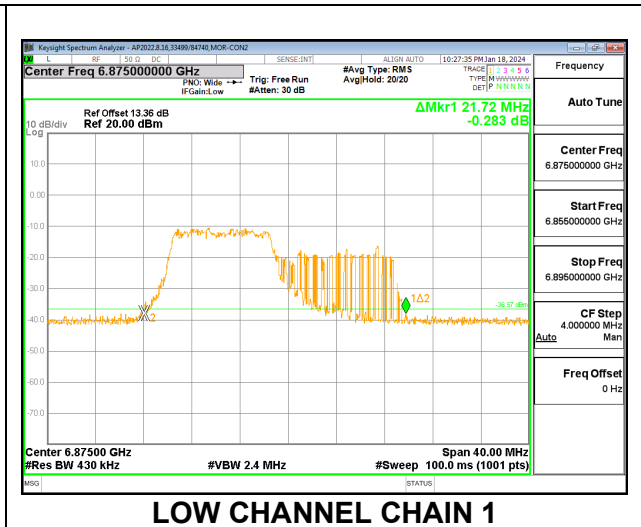
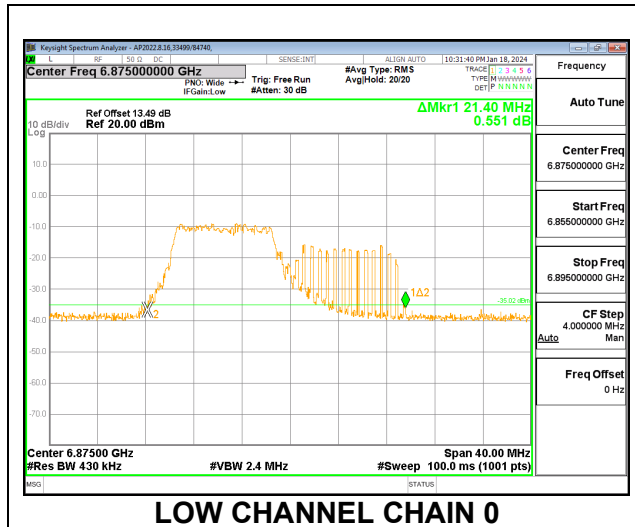
Channel	Frequency (MHz)	26 dB Bandwidth Chain 0 (MHz)	26 dB Bandwidth Chain 1 (MHz)	Limit (MHz)	Worst-Case Margin (MHz)
Low	6875	19.44	19.16	320	-300.56
Mid	6995	19.36	19.88	320	-300.12
High	7115	20.24	19.80	320	-299.76





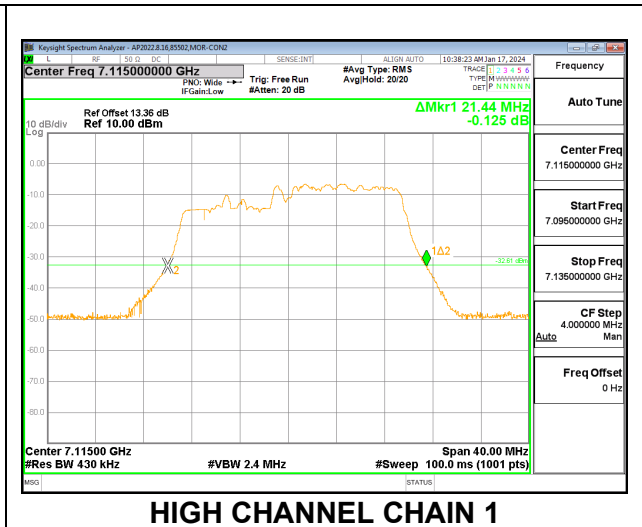
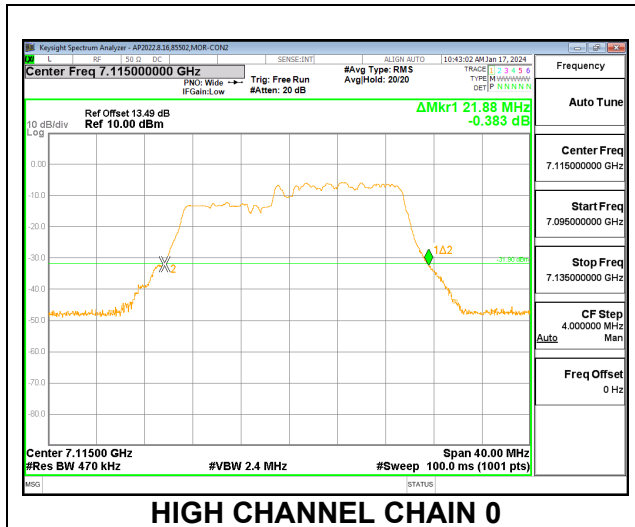
**2TX CHAIN 0 + CHAIN 1 CDD OFDMA MODE: 106T**

Channel	Frequency (MHz)	26 dB Bandwidth Chain 0 (MHz)	26 dB Bandwidth Chain 1 (MHz)	Limit (MHz)	Worst-Case Margin (MHz)
Low	6875	21.40	21.72	320	-298.28
Mid	6995	21.28	21.32	320	-298.68
High	7115	21.68	20.96	320	-298.32



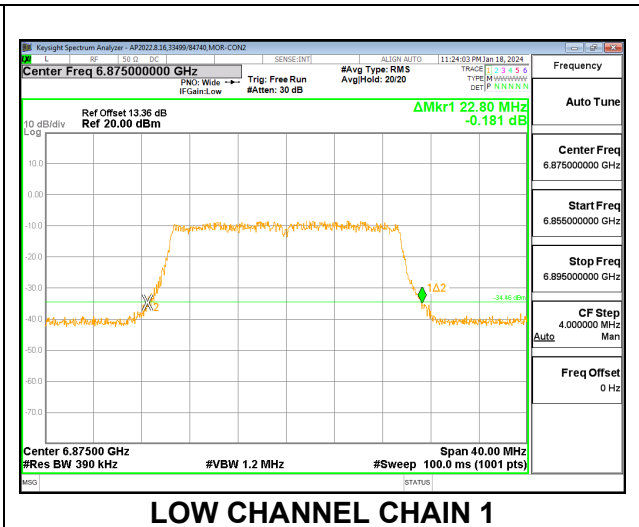
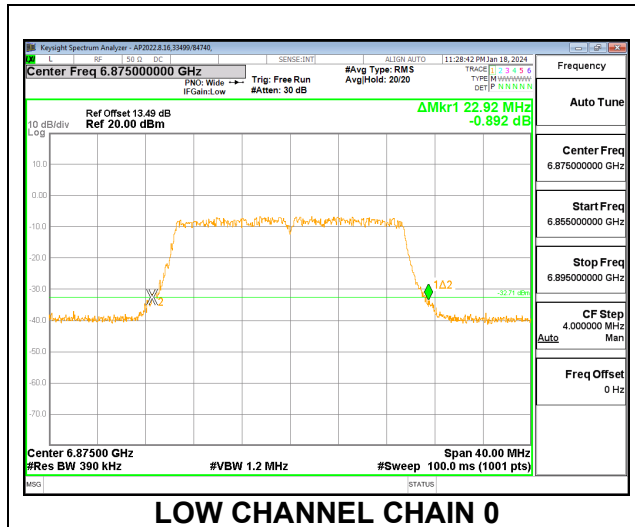
**2TX CHAIN 0 + CHAIN 1 CDD OFDMA MODE: 106T+26T**

Channel	Frequency (MHz)	26 dB Bandwidth Chain 0 (MHz)	26 dB Bandwidth Chain 1 (MHz)	Limit (MHz)	Worst-Case Margin (MHz)
Low	6875	21.12	21.24	320	-298.76
Mid	6995	21.28	21.24	320	-298.72
High	7115	21.88	21.44	320	-298.12



**2TX CHAIN 0 + CHAIN 1 CDD OFDMA MODE: 242T**

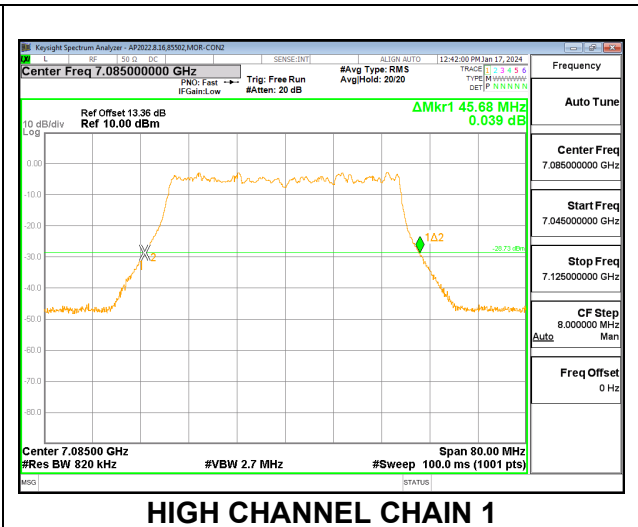
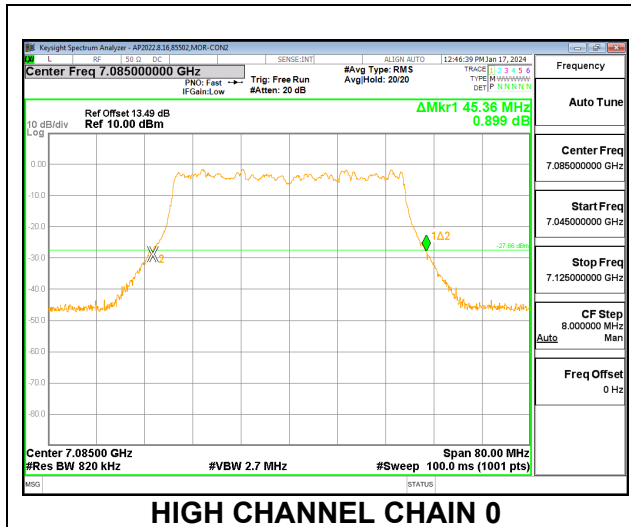
Channel	Frequency (MHz)	26 dB Bandwidth Chain 0 (MHz)	26 dB Bandwidth Chain 1 (MHz)	Limit (MHz)	Worst-Case Margin (MHz)
Low	6875	22.92	22.80	320	-297.08
Mid	6995	22.64	22.52	320	-297.36
High	7115	22.40	22.48	320	-297.52



### 9.3.20. 802.11be EHT40 MODE 2TX IN THE UNII-8 BAND

#### 2TX CHAIN 0 + CHAIN 1 CDD OFDMA MODE: 484T

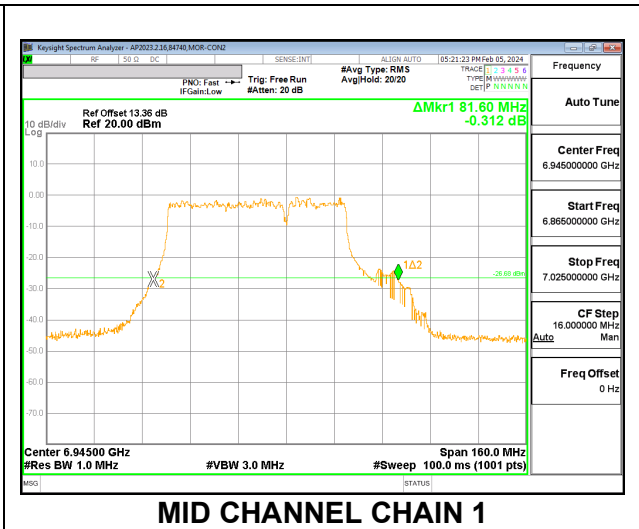
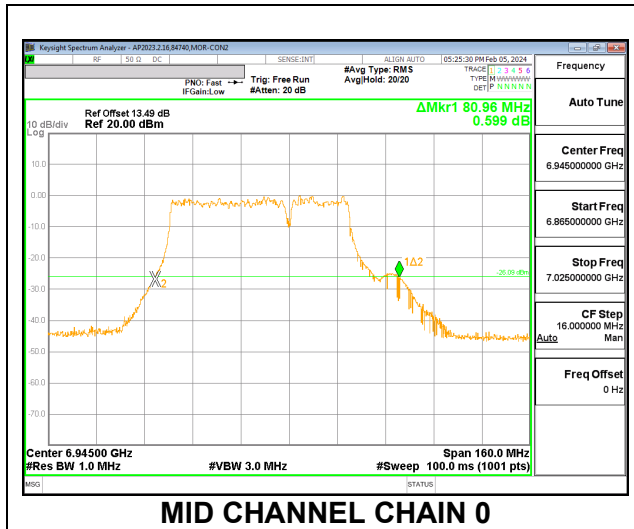
Channel	Frequency (MHz)	26 dB Bandwidth Chain 0 (MHz)	26 dB Bandwidth Chain 1 (MHz)	Limit (MHz)	Worst-Case Margin (MHz)
Low	6885	44.80	44.80	320	-275.20
Mid	7005	45.04	44.88	320	-274.96
High	7085	45.36	45.68	320	-274.32



**9.3.21. 802.11be EHT80 MODE 2TX IN THE UNII-8 BAND**

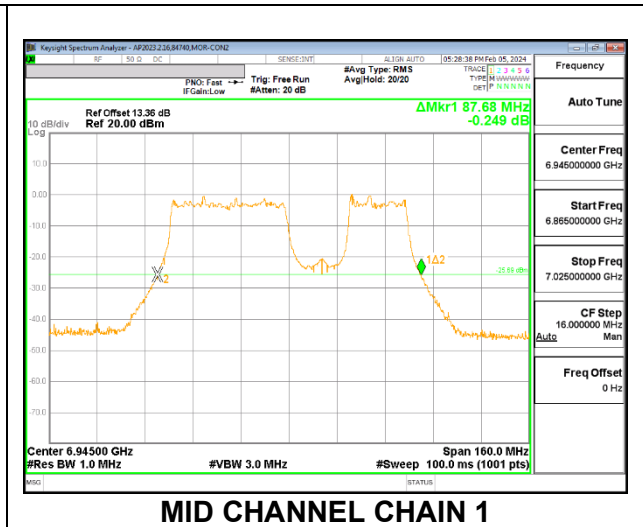
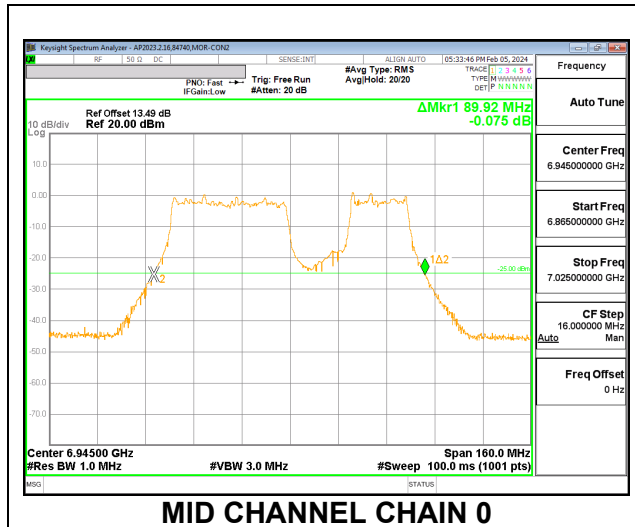
**2TX CHAIN 0 + CHAIN 1 CDD OFDMA MODE: 484T+242T (CONTIGUOUS)**

Channel	Frequency (MHz)	26 dB Bandwidth Chain 0 (MHz)	26 dB Bandwidth Chain 1 (MHz)	Limit (MHz)	Worst-Case Margin (MHz)
Low	6865	79.84	81.44	320	-238.56
Mid	6945	80.96	81.60	320	-238.40
High	7025	80.48	79.52	320	-239.52



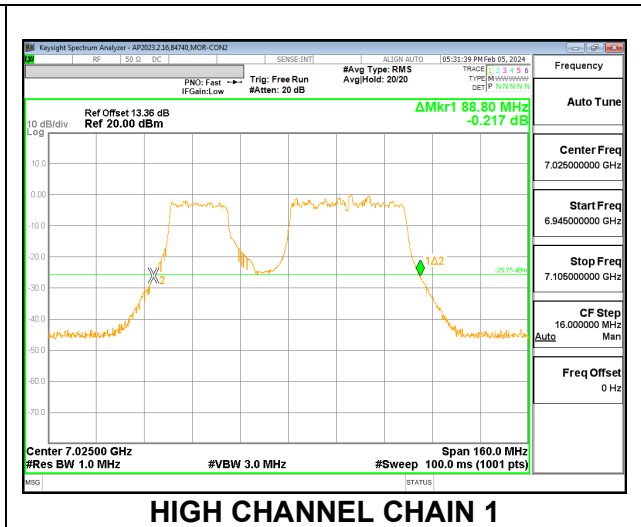
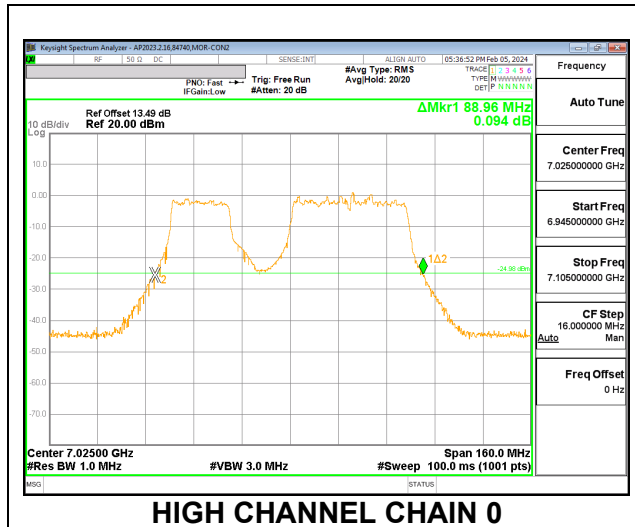
**2TX CHAIN 0 + CHAIN 1 CDD OFDMA MODE: 484T+242T (NON-CONTIGUOUS)**

Channel	Frequency (MHz)	26 dB Bandwidth Chain 0 (MHz)	26 dB Bandwidth Chain 1 (MHz)	Limit (MHz)	Worst-Case Margin (MHz)
Low	6865	88.80	88.48	320	-231.20
Mid	6945	89.92	87.68	320	-230.08
High	7025	89.28	88.00	320	-230.72



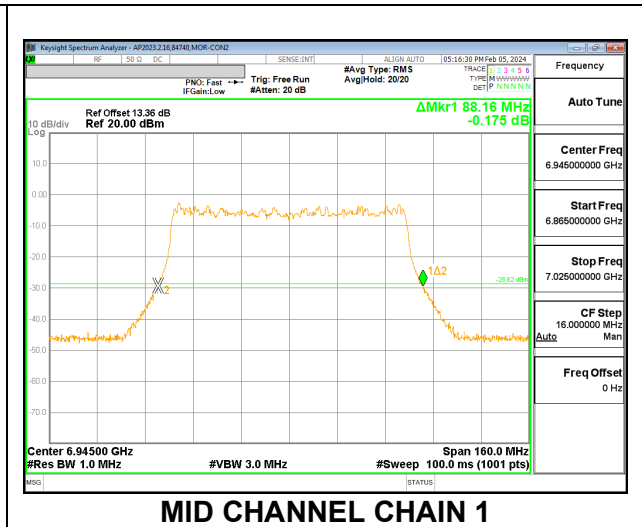
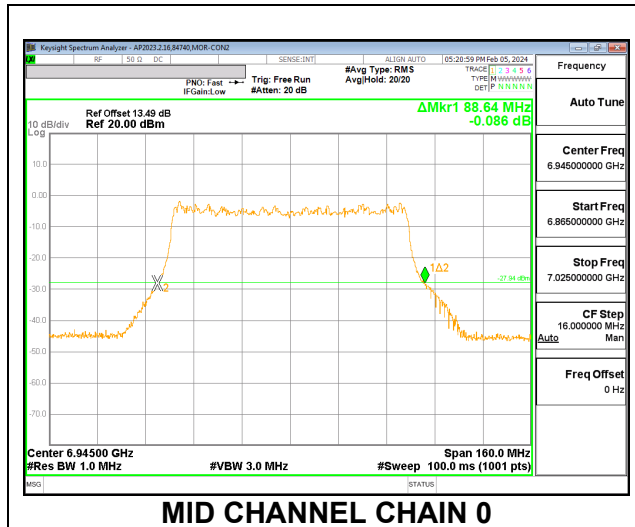
**2TX CHAIN 0 + CHAIN 1 CDD OFDMA MODE: 242T+484T (NON-CONTIGUOUS)**

Channel	Frequency (MHz)	26 dB Bandwidth Chain 0 (MHz)	26 dB Bandwidth Chain 1 (MHz)	Limit (MHz)	Worst-Case Margin (MHz)
Low	6865	88.64	89.28	320	-230.72
Mid	6945	88.00	87.84	320	-232.00
High	7025	89.96	88.80	320	-230.04



**2TX CHAIN 0 + CHAIN 1 CDD OFDMA MODE: 996T**

Channel	Frequency (MHz)	26 dB Bandwidth Chain 0 (MHz)	26 dB Bandwidth Chain 1 (MHz)	Limit (MHz)	Worst-Case Margin (MHz)
Low	6865	85.44	84.64	320	-234.56
Mid	6945	88.64	88.16	320	-231.36
High	7025	88.16	87.84	320	-231.84

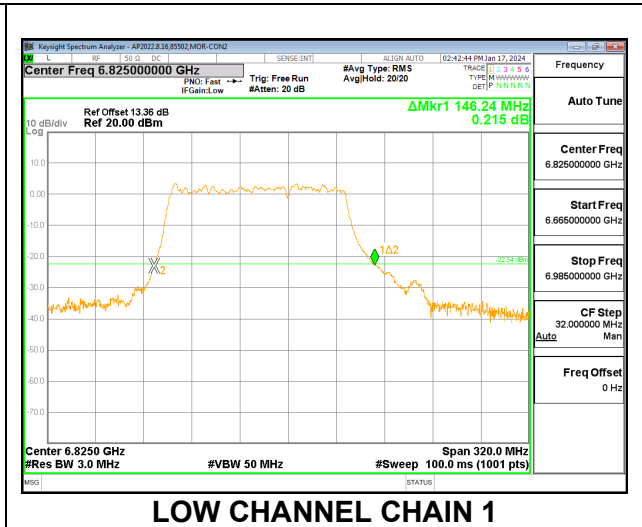
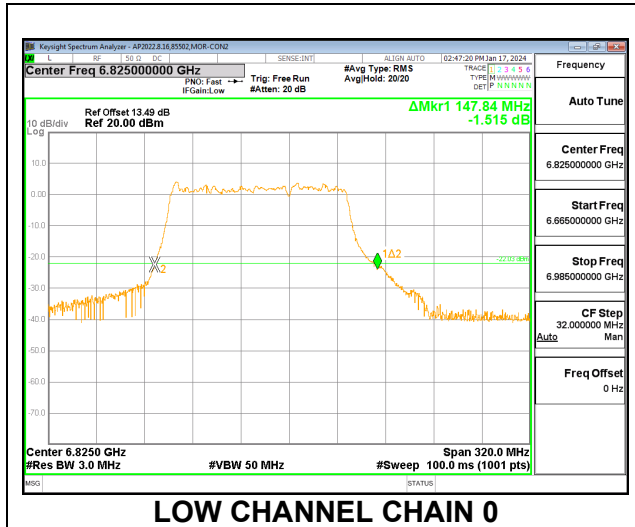




### 9.3.22. 802.11be EHT160 MODE 2TX IN THE UNII-8 BAND

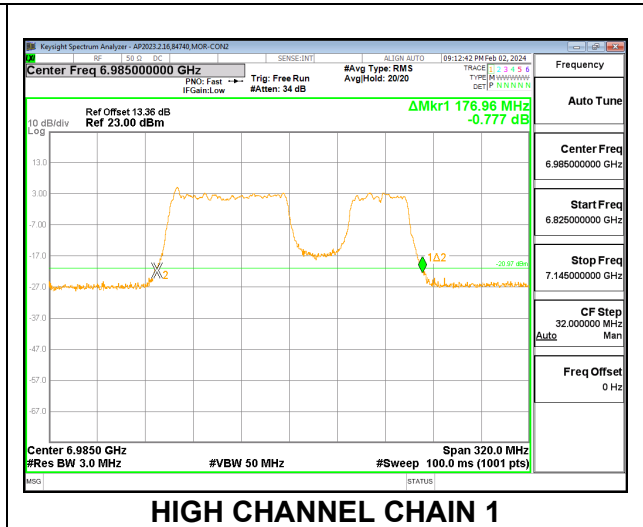
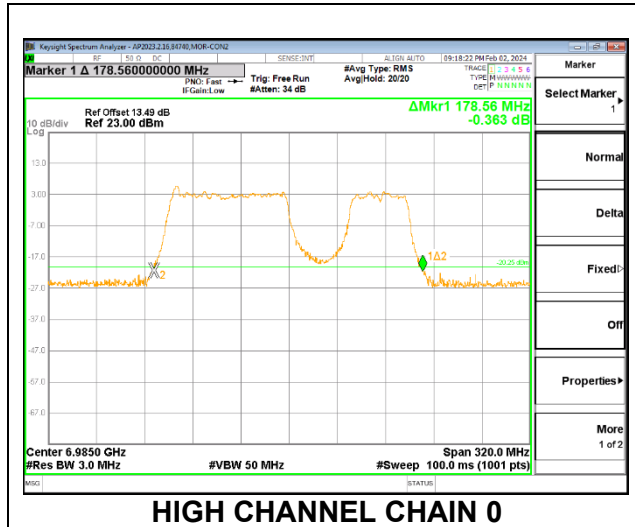
#### 2TX CHAIN 0 + CHAIN 1 CDD OFDMA MODE: 996T+484T (CONTINUOUS)

Channel	Frequency (MHz)	26 dB Bandwidth Chain 0 (MHz)	26 dB Bandwidth Chain 1 (MHz)	Limit (MHz)	Worst-Case Margin (MHz)
Low	6825	147.84	146.24	320	-172.16
High	6985	145.60	140.80	320	-174.40



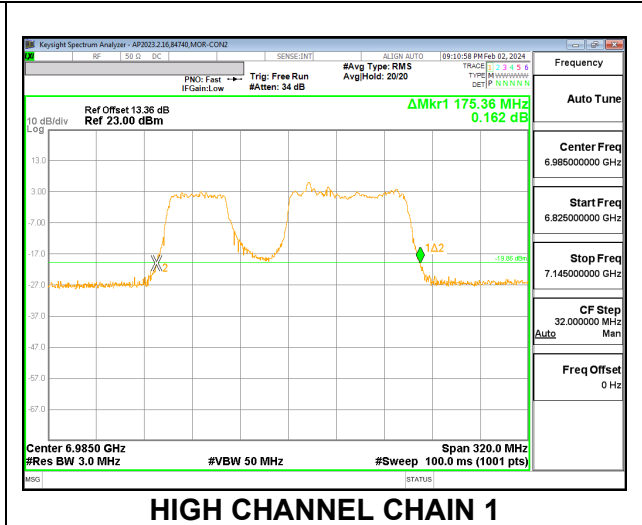
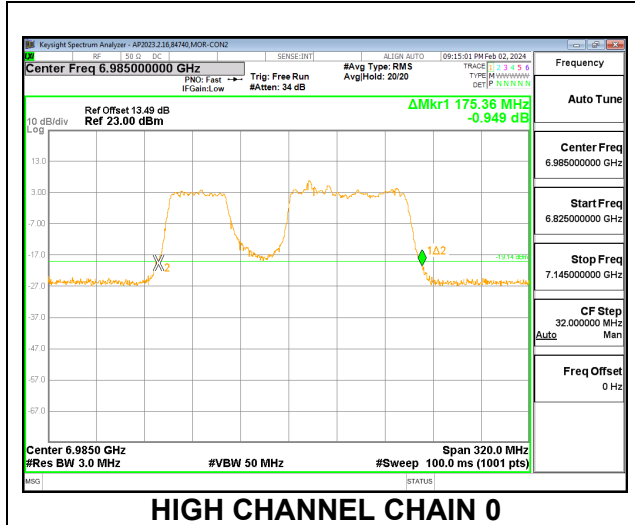
**2TX CHAIN 0 + CHAIN 1 CDD OFDMA MODE: 996T+484T (NON-CONTINUOUS)**

Channel	Frequency (MHz)	26 dB Bandwidth Chain 0 (MHz)	26 dB Bandwidth Chain 1 (MHz)	Limit (MHz)	Worst-Case Margin (MHz)
Low	6825	176.64	177.92	320	-142.08
High	6985	178.56	176.96	320	-141.44



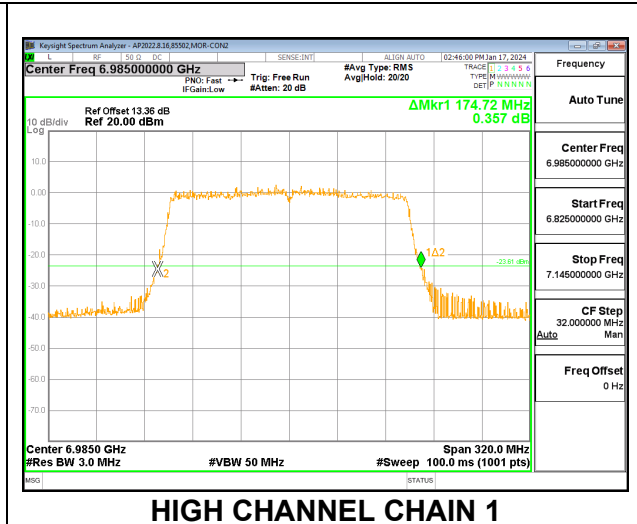
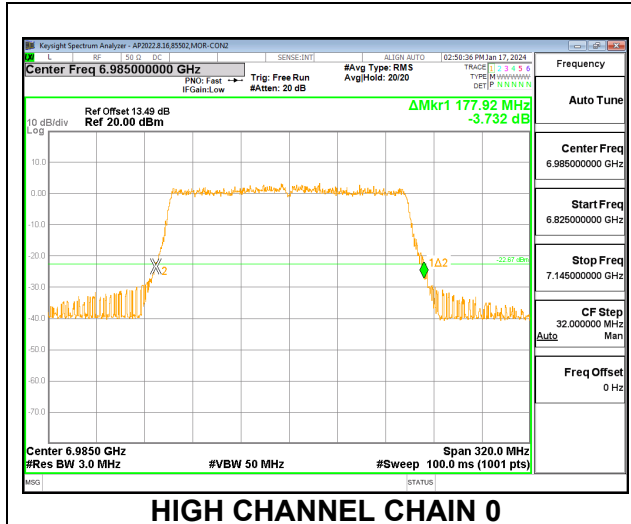
**2TX CHAIN 0 + CHAIN 1 CDD OFDMA MODE: 484T+996T (NON-CONTINUOUS)**

Channel	Frequency (MHz)	26 dB Bandwidth Chain 0 (MHz)	26 dB Bandwidth Chain 1 (MHz)	Limit (MHz)	Worst-Case Margin (MHz)
Low	6825	174.08	175.36	320	-144.64
High	6985	175.36	175.36	320	-144.64



**2TX CHAIN 0 + CHAIN 1 CDD OFDMA MODE: 2x996T**

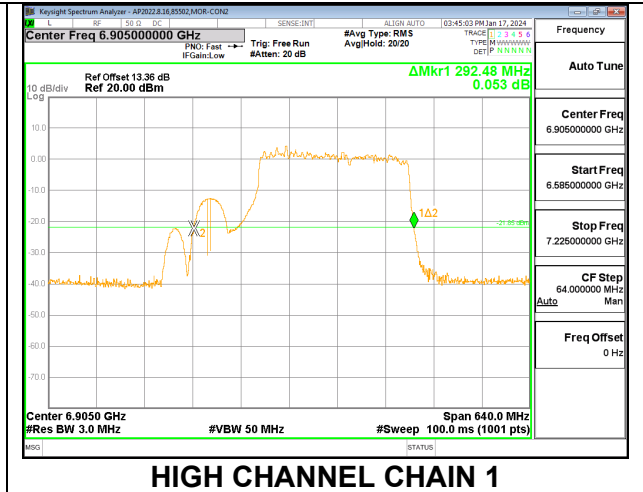
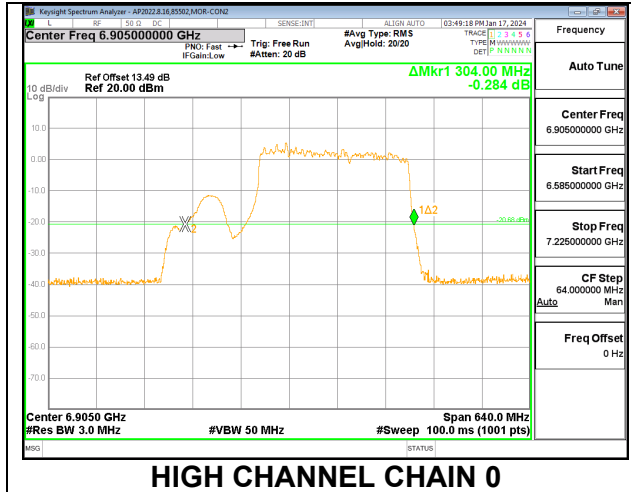
Channel	Frequency (MHz)	26 dB Bandwidth Chain 0 (MHz)	26 dB Bandwidth Chain 1 (MHz)	Limit (MHz)	Worst-Case Margin (MHz)
Low	6825	176.32	176.32	320	-143.68
High	6985	177.92	174.72	320	-142.08



### 9.3.23. 802.11be EHT320 MODE 2TX IN THE UNII-8 BAND

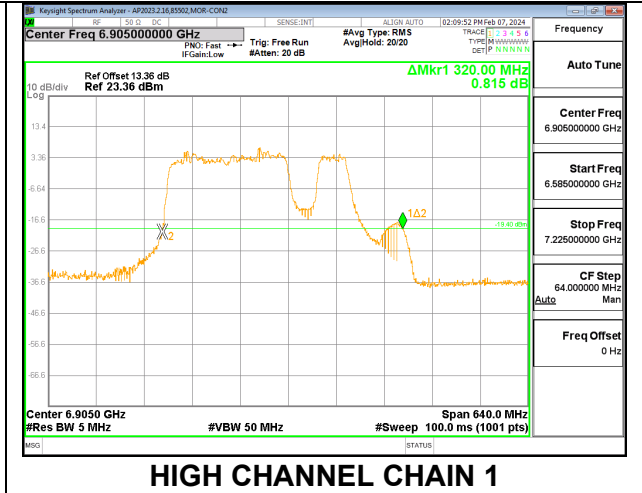
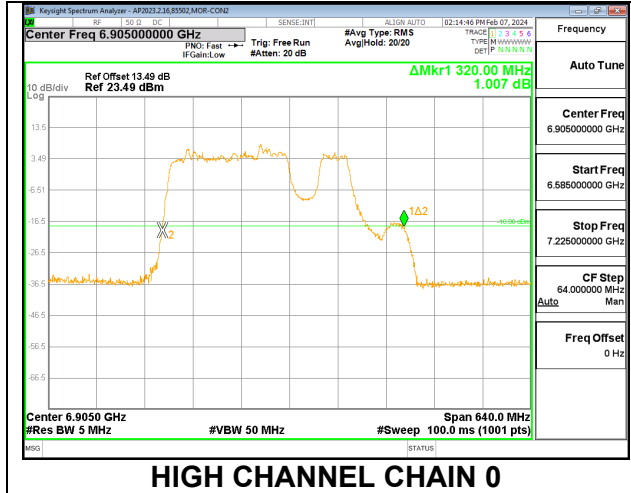
#### 2TX CHAIN 0 + CHAIN 1 CDD OFDMA MODE: 2x996T+484T (CONTIGUOUS)

Channel	Frequency (MHz)	26 dB Bandwidth Chain 0 (MHz)	26 dB Bandwidth Chain 1 (MHz)
Low	6745	302.72	297.60
High	6905	304.00	292.48



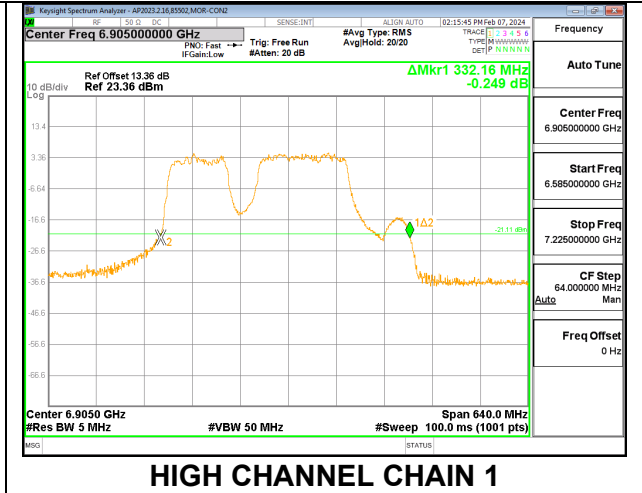
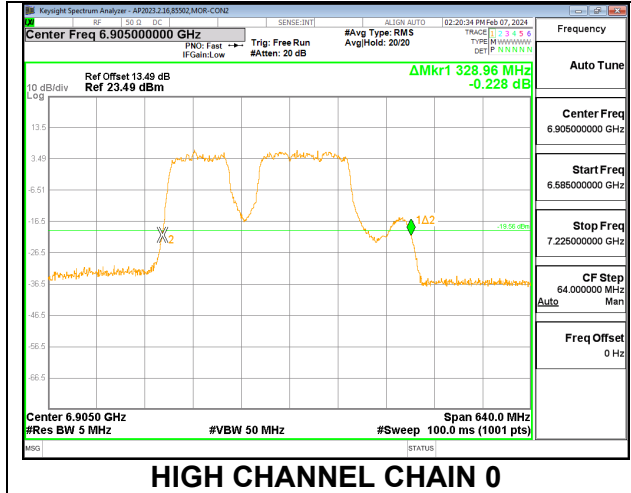
**2TX CHAIN 0 + CHAIN 1 CDD OFDMA MODE: 2x996T+484T (NON-CONTIGUOUS)**

Channel	Frequency (MHz)	26 dB Bandwidth Chain 0 (MHz)	26 dB Bandwidth Chain 1 (MHz)
Low	6745	319.36	318.08
High	6905	320.00	320.00



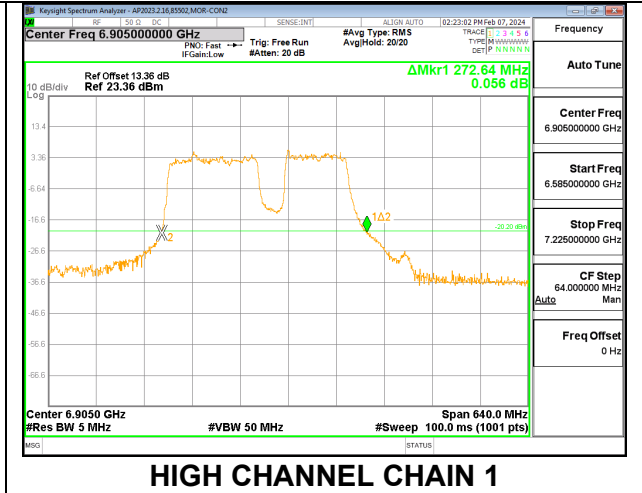
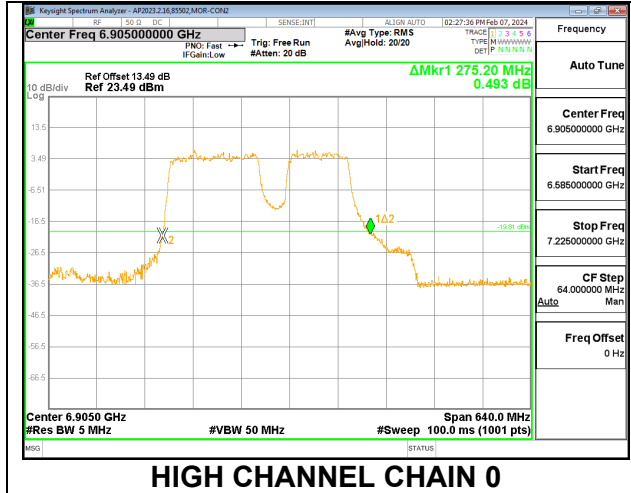
**2TX CHAIN 0 + CHAIN 1 CDD OFDMA MODE: 996T+484T+996T (NON-CONTIGUOUS)**

Channel	Frequency (MHz)	26 dB Bandwidth Chain 0 (MHz)	26 dB Bandwidth Chain 1 (MHz)
Low	6745	330.24	329.60
High	6905	328.96	332.16



**2TX CHAIN 0 + CHAIN 1 CDD OFDMA MODE: 996T+484T+996T (NON-CONTIGUOUS 2)**

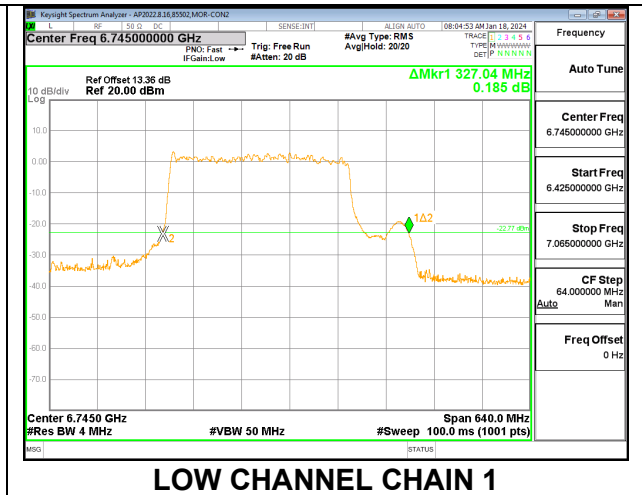
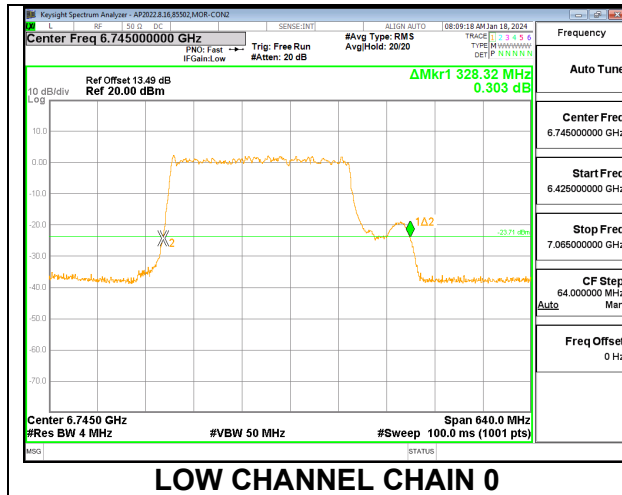
Channel	Frequency (MHz)	26 dB Bandwidth Chain 0 (MHz)	26 dB Bandwidth Chain 1 (MHz)
Low	6745	272.64	269.44
High	6905	275.20	272.64





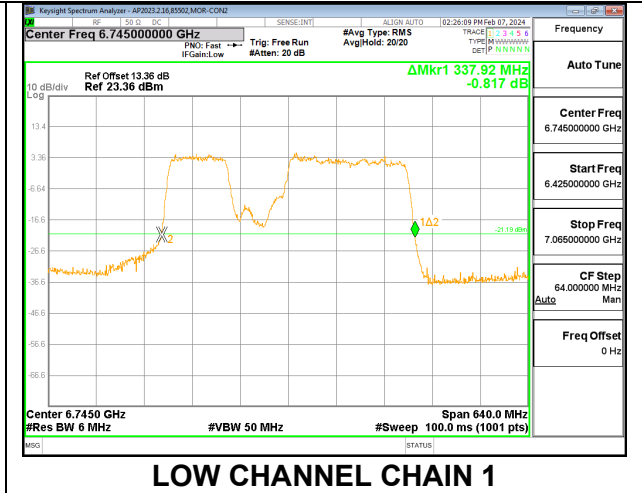
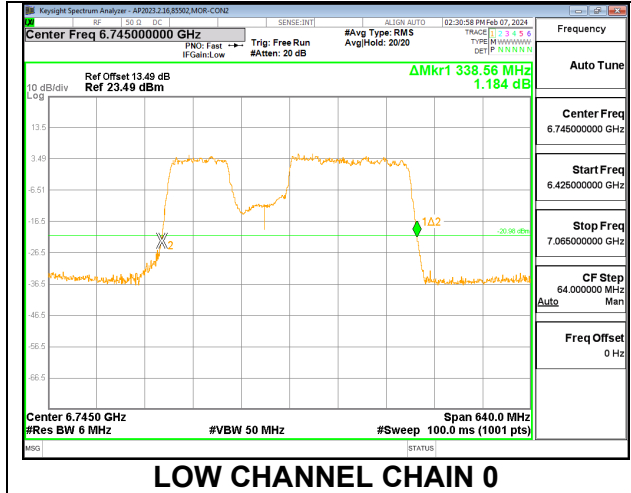
**2TX CHAIN 0 + CHAIN 1 CDD OFDMA MODE: 3x996T (CONTIGUOUS)**

Channel	Frequency (MHz)	26 dB Bandwidth Chain 0 (MHz)	26 dB Bandwidth Chain 1 (MHz)
Low	6745	328.32	327.04
High	6905	316.16	298.24



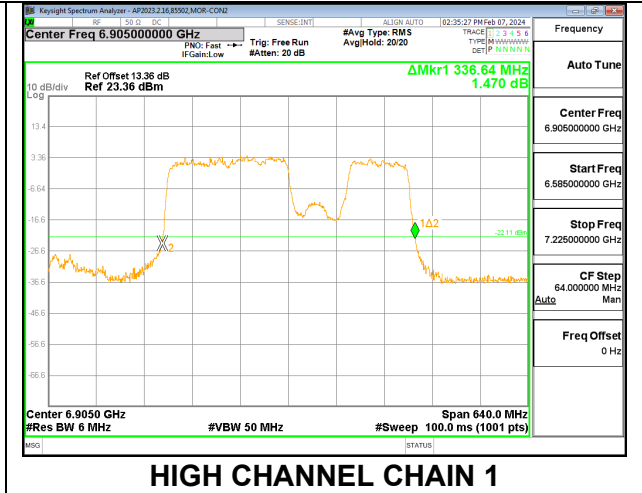
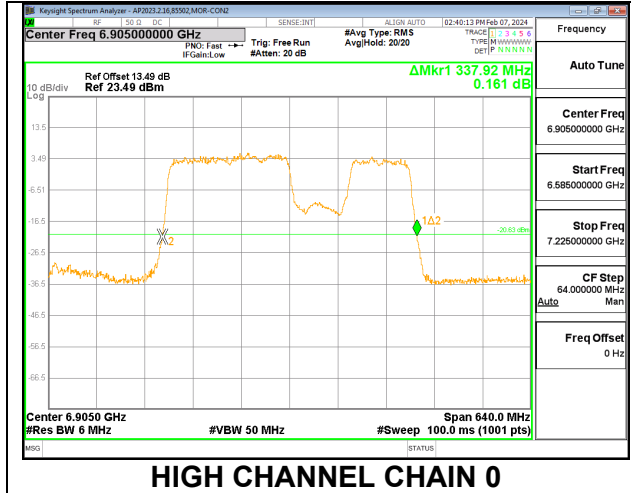
**2TX CHAIN 0 + CHAIN 1 CDD OFDMA MODE: 3x996T (NON-CONTIGUOUS)**

Channel	Frequency (MHz)	26 dB Bandwidth Chain 0 (MHz)	26 dB Bandwidth Chain 1 (MHz)
Low	6745	338.56	337.92
High	6905	337.92	336.00



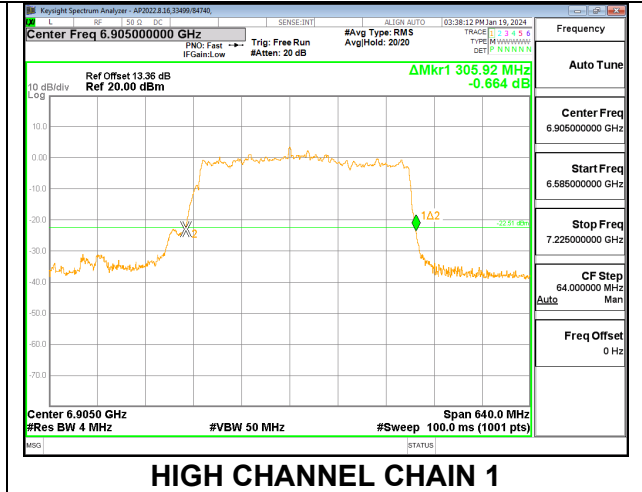
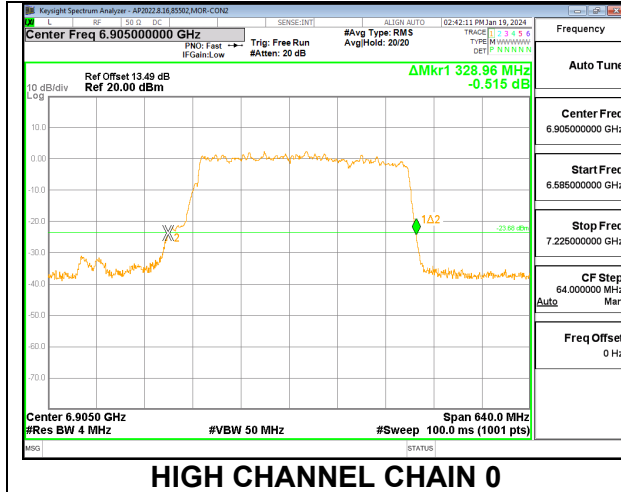
**2TX CHAIN 0 + CHAIN 1 CDD OFDMA MODE: 3x996T (NON-CONTIGUOUS 2)**

Channel	Frequency (MHz)	26 dB Bandwidth Chain 0 (MHz)	26 dB Bandwidth Chain 1 (MHz)
Low	6745	337.92	336.00
High	6905	337.92	336.64



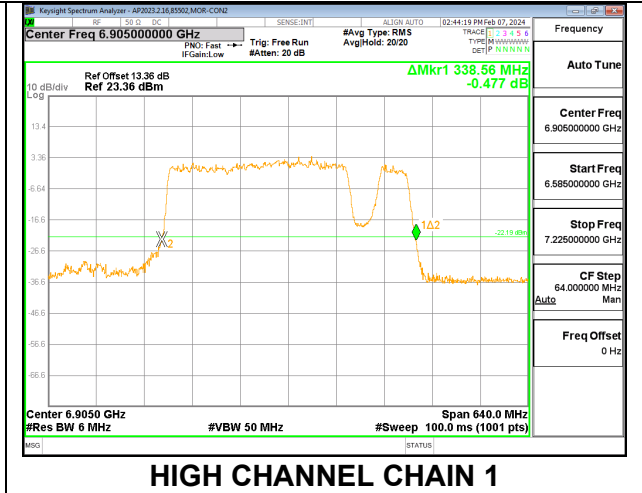
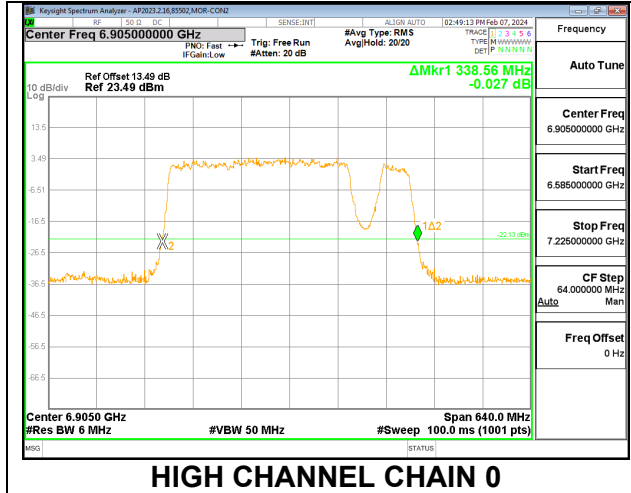
**2TX CHAIN 0 + CHAIN 1 CDD OFDMA MODE: 3x996T+484T (CONTIGUOUS)**

Channel	Frequency (MHz)	26 dB Bandwidth Chain 0 (MHz)	26 dB Bandwidth Chain 1 (MHz)
Low	6745	328.32	328.32
High	6905	328.96	305.92



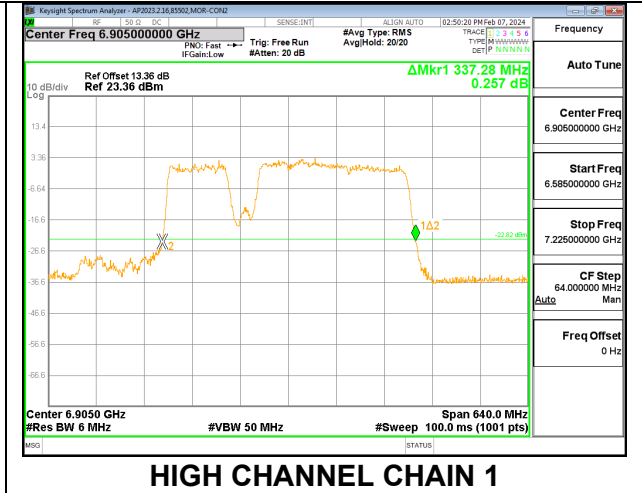
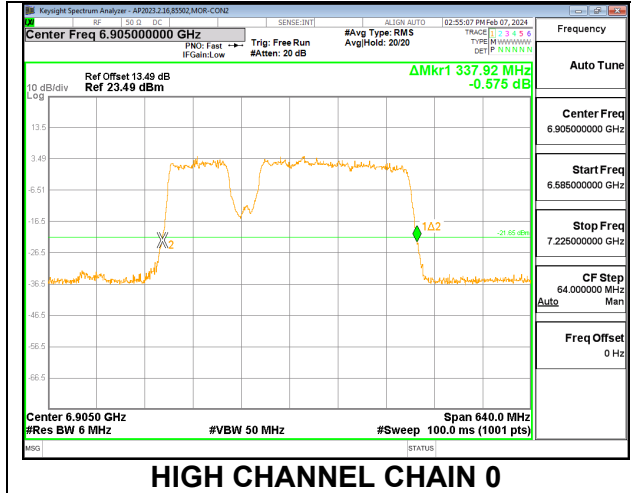
**2TX CHAIN 0 + CHAIN 1 CDD OFDMA MODE: 3x996T+484T (NON-CONTIGUOUS)**

Channel	Frequency (MHz)	26 dB Bandwidth Chain 0 (MHz)	26 dB Bandwidth Chain 1 (MHz)
Low	6745	338.56	337.28
High	6905	338.56	338.56



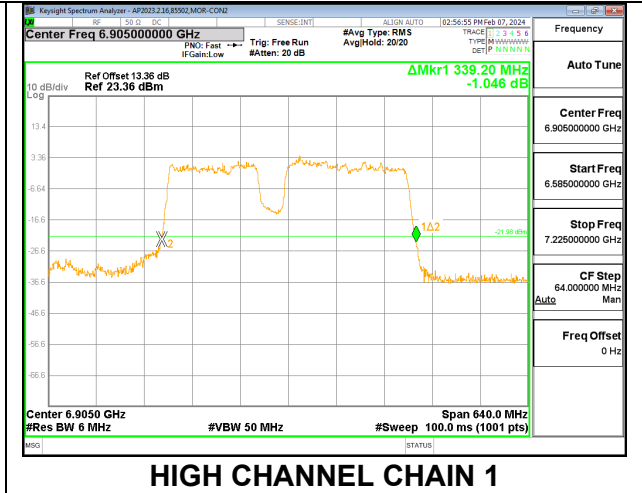
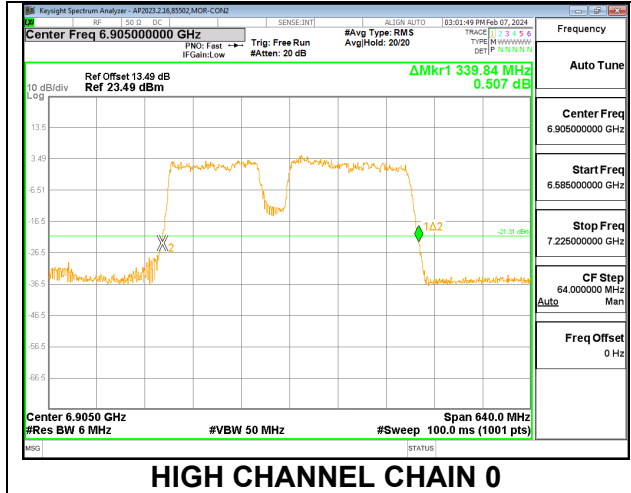
**2TX CHAIN 0 + CHAIN 1 CDD OFDMA MODE: 996T+484T+2x996T (NON-CONTIGUOUS)**

Channel	Frequency (MHz)	26 dB Bandwidth Chain 0 (MHz)	26 dB Bandwidth Chain 1 (MHz)
Low	6745	337.28	337.92
High	6905	337.92	337.28



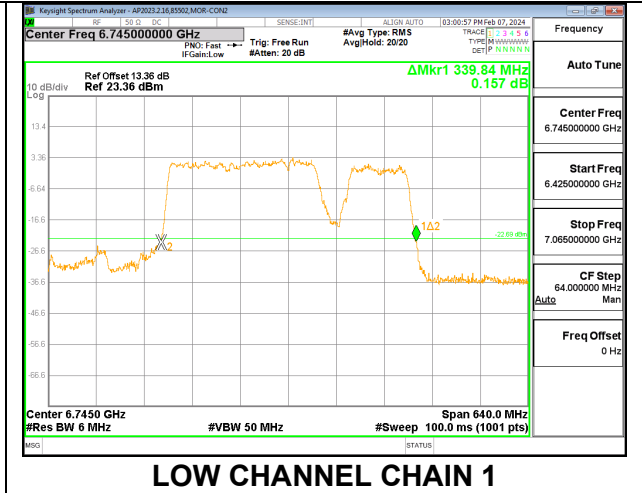
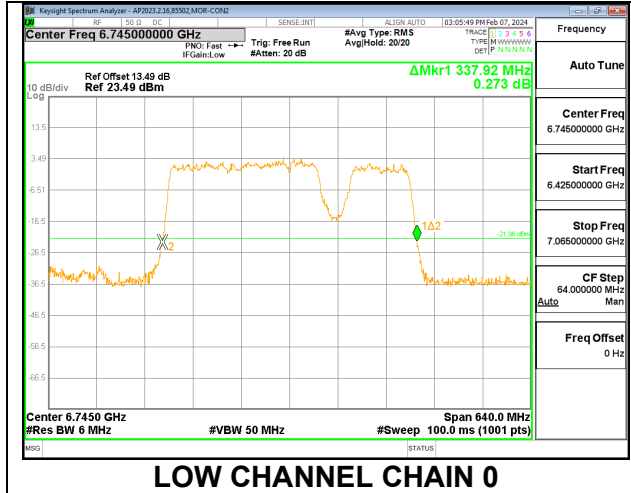
**2TX CHAIN 0 + CHAIN 1 CDD OFDMA MODE: 996T+484T+2x996T (NON-CONTIGUOUS 2)**

Channel	Frequency (MHz)	26 dB Bandwidth Chain 0 (MHz)	26 dB Bandwidth Chain 1 (MHz)
Low	6745	337.28	338.56
High	6905	339.84	339.20



**2TX CHAIN 0 + CHAIN 1 CDD OFDMA MODE: 2x996T+484T+996T (NON-CONTIGUOUS)**

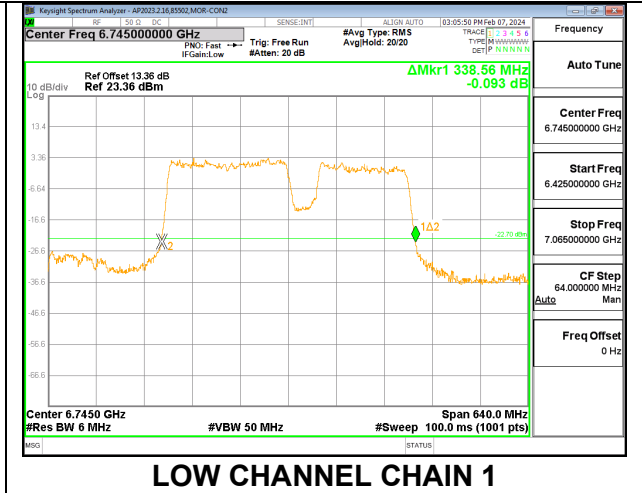
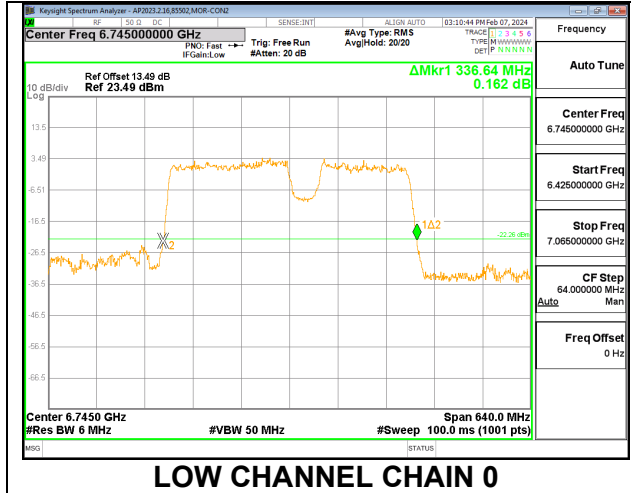
Channel	Frequency (MHz)	26 dB Bandwidth Chain 0 (MHz)	26 dB Bandwidth Chain 1 (MHz)
Low	6745	337.92	339.84
High	6905	337.28	336.00





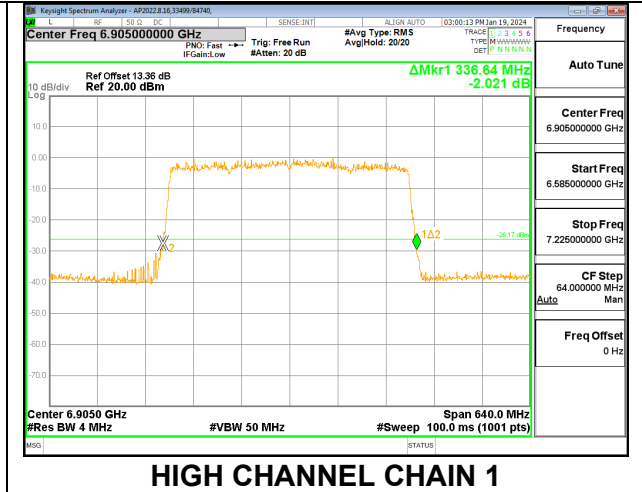
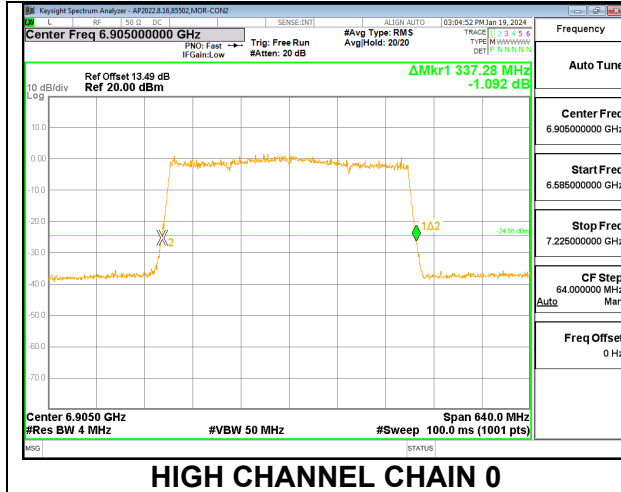
**2TX CHAIN 0 + CHAIN 1 CDD OFDMA MODE: 2x996T+484T+996T (NON-CONTIGUOUS 2)**

Channel	Frequency (MHz)	26 dB Bandwidth Chain 0 (MHz)	26 dB Bandwidth Chain 1 (MHz)
Low	6745	336.64	338.56
High	6905	336.64	336.64



**2TX CHAIN 0 + CHAIN 1 CDD OFDMA MODE: 4x996T**

Channel	Frequency (MHz)	26 dB Bandwidth Chain 0 (MHz)	26 dB Bandwidth Chain 1 (MHz)
Low	6745	336.64	336.64
High	6905	337.28	336.64



## 9.4. 99% BANDWIDTH LIMITS

RSS-248 4.4

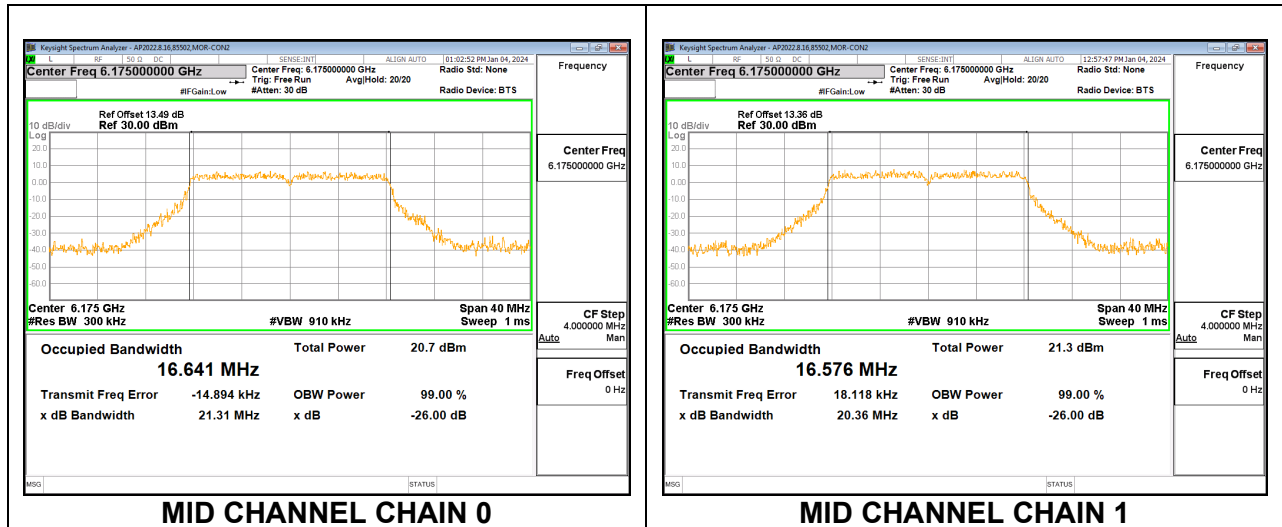
4.4 The occupied bandwidth of an RLAN device shall not exceed 320 MHz

## RESULTS

### 9.4.1. 802.11a MODE 2TX IN THE UNII-5 BAND

#### 2TX CHAIN 0 + CHAIN 1 CDD OFDMA MODE

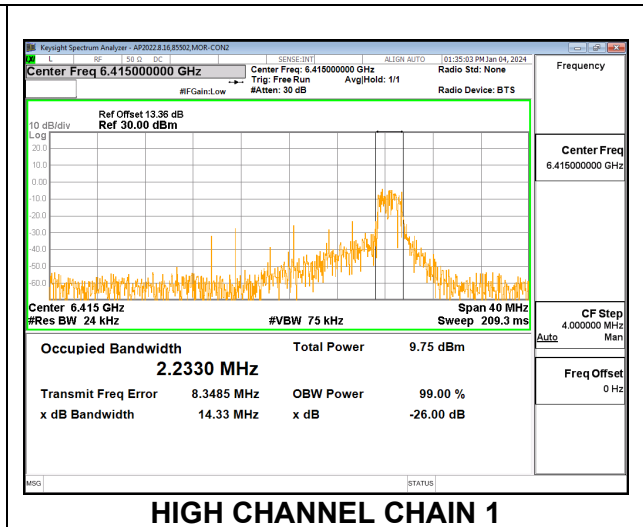
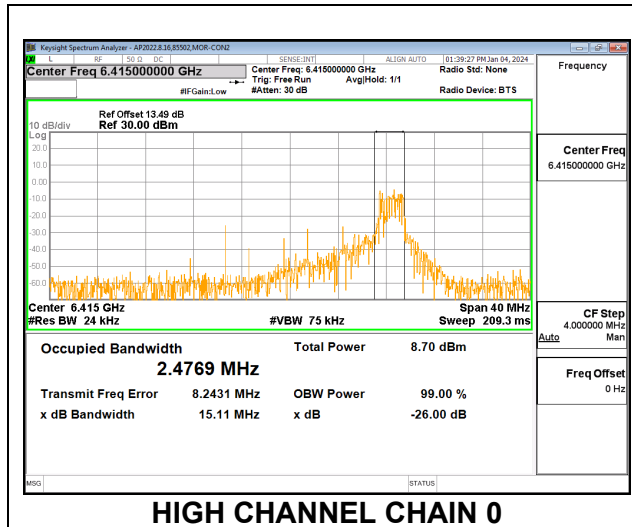
Channel	Frequency (MHz)	99% Bandwidth Chain 0 (MHz)	99% Bandwidth Chain 1 (MHz)	Limit (MHz)	Worst-Case Margin (MHz)
Low	5955	16.61	16.59	320	-303.39
Mid	6175	16.64	16.58	320	-303.36
High	6415	16.55	16.54	320	-303.45



### 9.4.2. 802.11be EHT20 MODE 2TX IN THE UNII-5 BAND

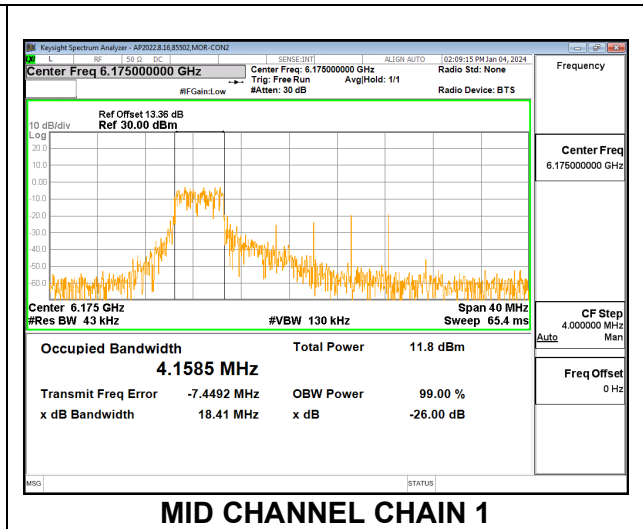
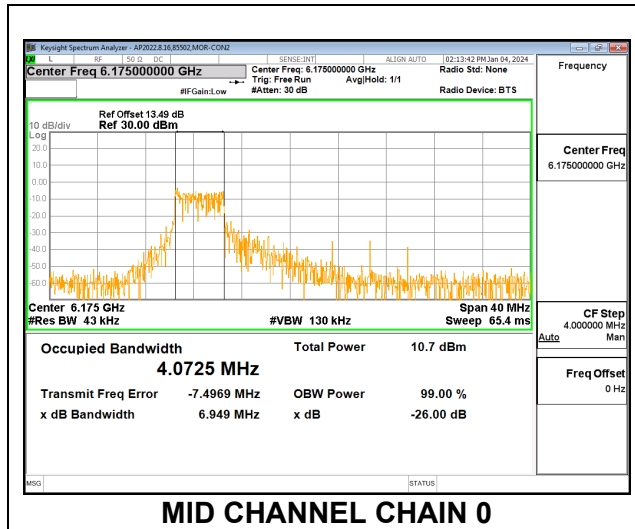
#### 2TX CHAIN 0 + CHAIN 1 CDD OFDMA MODE: 26T

Channel	Frequency (MHz)	99% Bandwidth Chain 0 (MHz)	99% Bandwidth Chain 1 (MHz)	Limit (MHz)	Worst-Case Margin (MHz)
Low	5955	2.14	2.22	320	-317.78
Mid	6175	2.33	2.18	320	-317.67
High	6415	2.48	2.23	320	-317.52



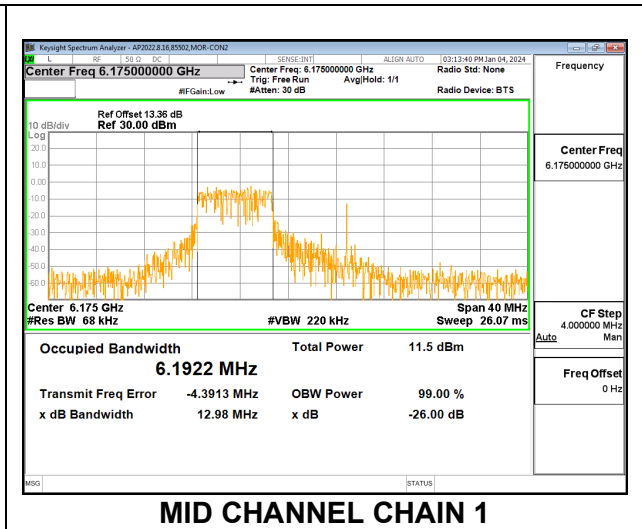
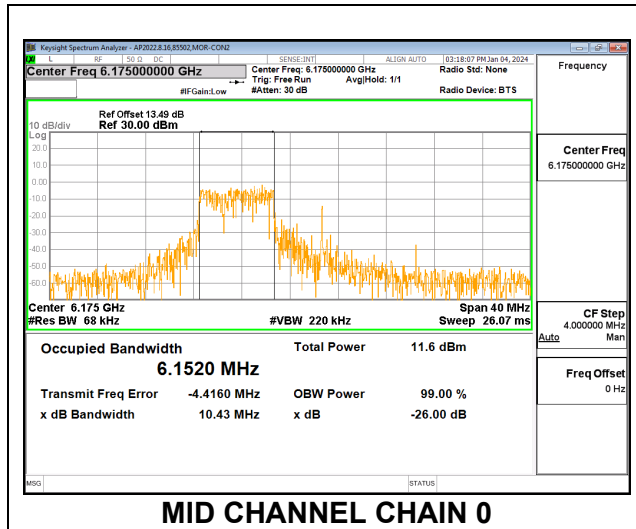
**2TX CHAIN 0 + CHAIN 1 CDD OFDMA MODE: 52T**

Channel	Frequency (MHz)	99% Bandwidth Chain 0 (MHz)	99% Bandwidth Chain 1 (MHz)	Limit (MHz)	Worst-Case Margin (MHz)
Low	5955	4.07	4.11	320	-315.89
Mid	6175	4.07	4.16	320	-315.84
High	6415	4.09	4.06	320	-315.91



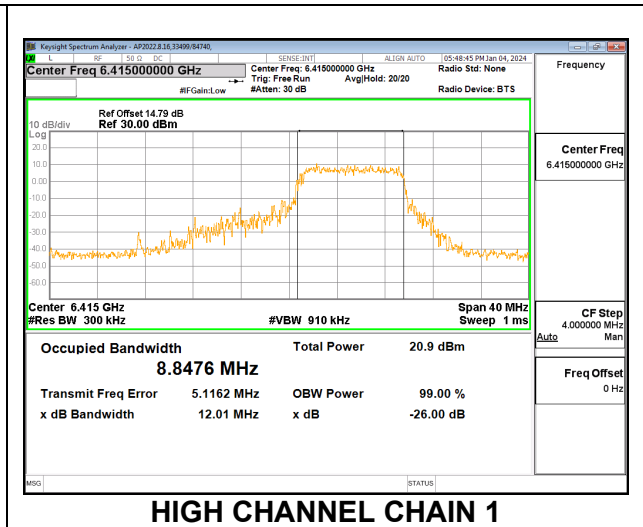
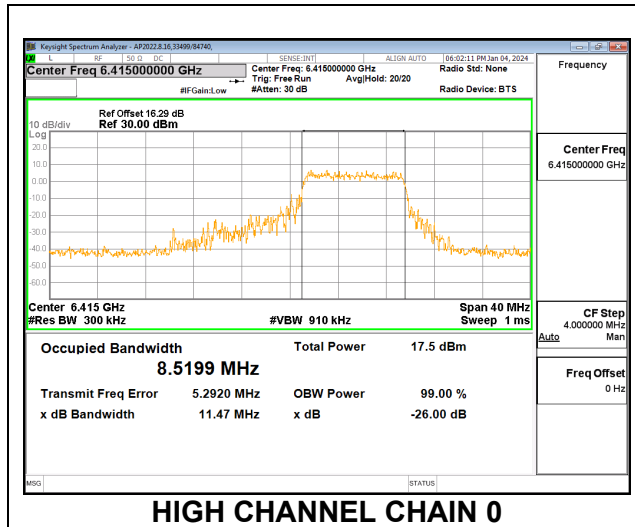
**2TX CHAIN 0 + CHAIN 1 CDD OFDMA MODE: 52T+26T**

Channel	Frequency (MHz)	99% Bandwidth Chain 0 (MHz)	99% Bandwidth Chain 1 (MHz)	Limit (MHz)	Worst-Case Margin (MHz)
Low	5955	6.13	6.17	320	-313.83
Mid	6175	6.15	6.19	320	-313.81
High	6415	6.10	6.17	320	-313.83



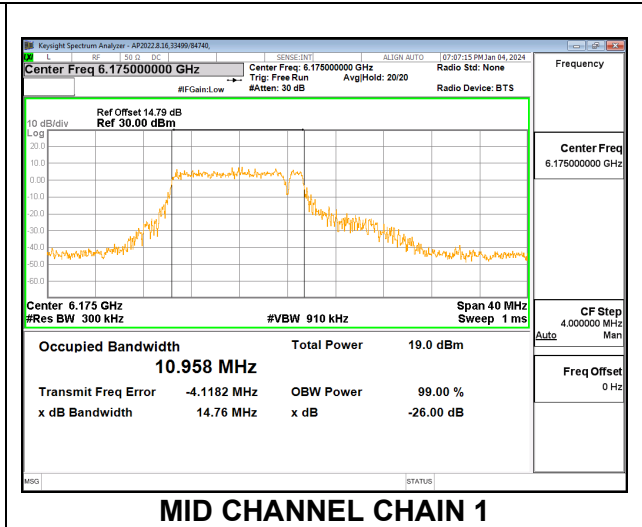
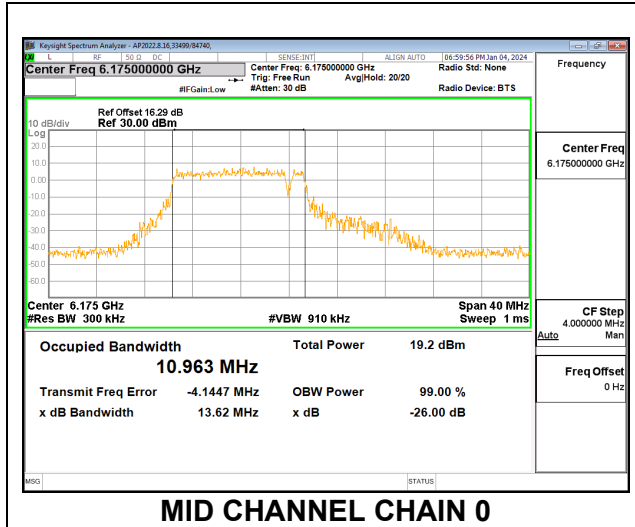
**2TX CHAIN 0 + CHAIN 1 CDD OFDMA MODE: 106T**

Channel	Frequency (MHz)	99% Bandwidth Chain 0 (MHz)	99% Bandwidth Chain 1 (MHz)	Limit (MHz)	Worst-Case Margin (MHz)
Low	5955	8.27	8.22	320	-311.73
Mid	6175	8.51	8.60	320	-311.40
High	6415	8.52	8.85	320	-311.15



**2TX CHAIN 0 + CHAIN 1 CDD OFDMA MODE: 106T+26T**

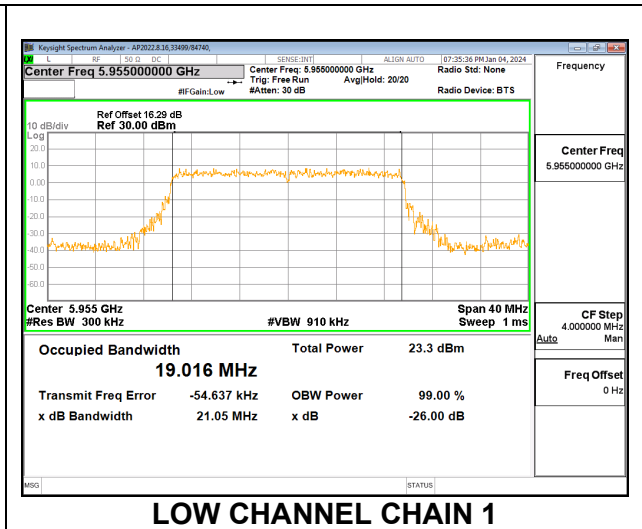
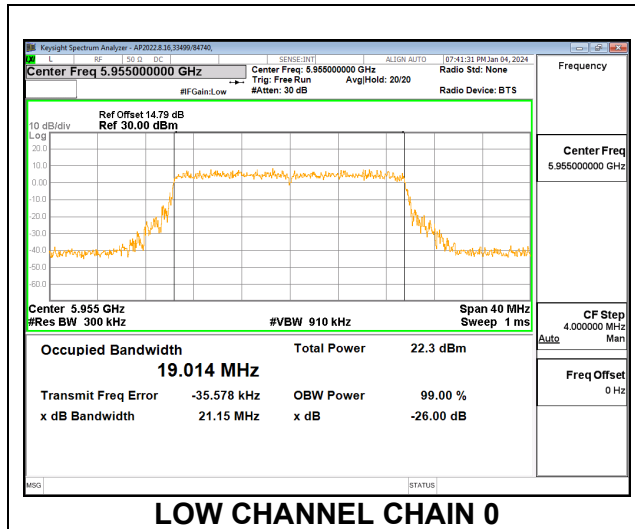
Channel	Frequency (MHz)	99% Bandwidth Chain 0 (MHz)	99% Bandwidth Chain 1 (MHz)	Limit (MHz)	Worst-Case Margin (MHz)
Low	5955	10.87	10.96	320	-309.04
Mid	6175	10.96	10.96	320	-309.04
High	6415	10.94	10.94	320	-309.06





**2TX CHAIN 0 + CHAIN 1 CDD OFDMA MODE: 242T**

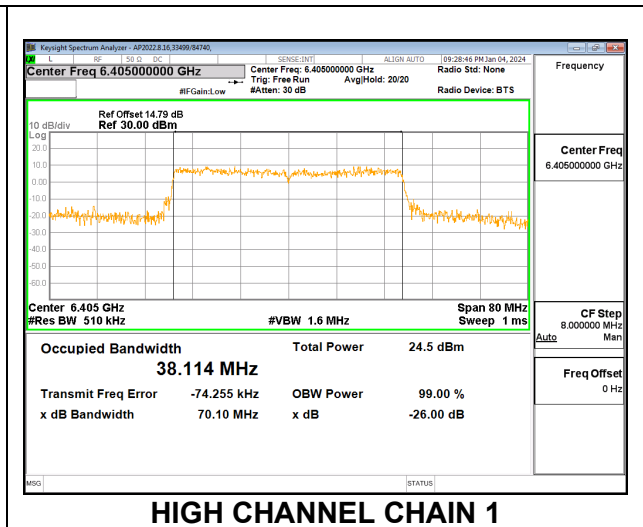
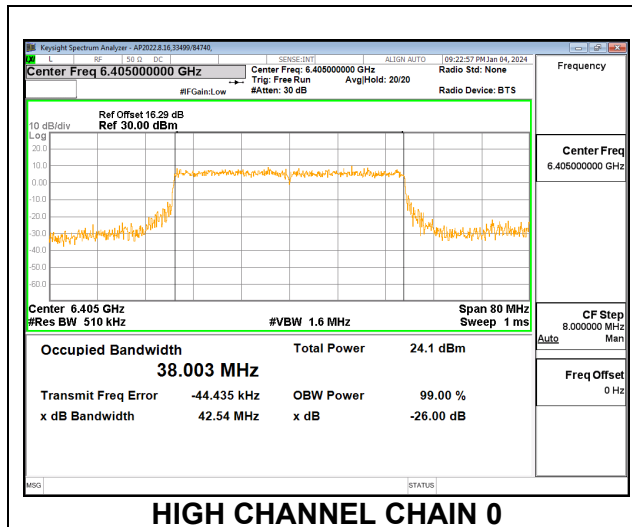
Channel	Frequency (MHz)	99% Bandwidth Chain 0 (MHz)	99% Bandwidth Chain 1 (MHz)	Limit (MHz)	Worst-Case Margin (MHz)
Low	5955	19.02	19.01	320	-300.98
Mid	6175	18.99	19.02	320	-300.99
High	6415	19.00	18.91	320	-301.00



### 9.4.3. 802.11be EHT40 MODE 2TX IN THE UNII-5 BAND

#### 2TX CHAIN 0 + CHAIN 1 CDD OFDMA MODE: 484T

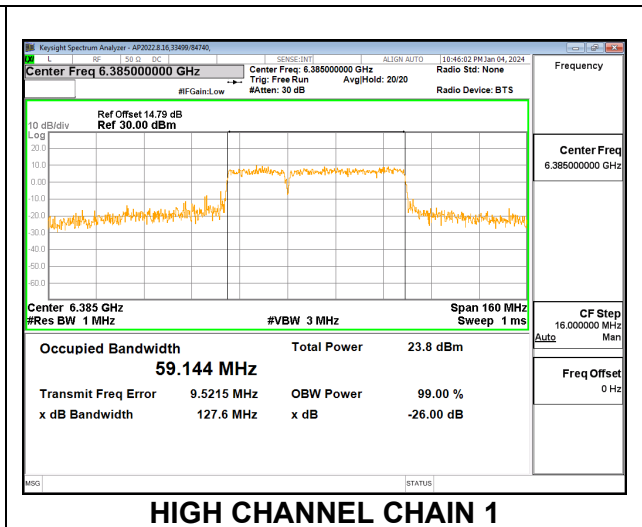
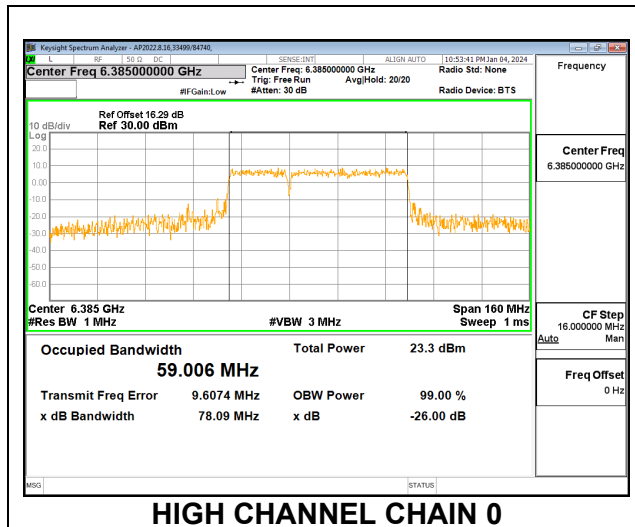
Channel	Frequency (MHz)	99% Bandwidth Chain 0 (MHz)	99% Bandwidth Chain 1 (MHz)	Limit (MHz)	Worst-Case Margin (MHz)
Low	5965	37.96	37.95	320	-282.04
Mid	6165	37.93	38.05	320	-281.95
High	6405	38.00	38.11	320	-281.89



### 9.4.4. 802.11be EHT80 MODE 2TX IN THE UNII-5 BAND

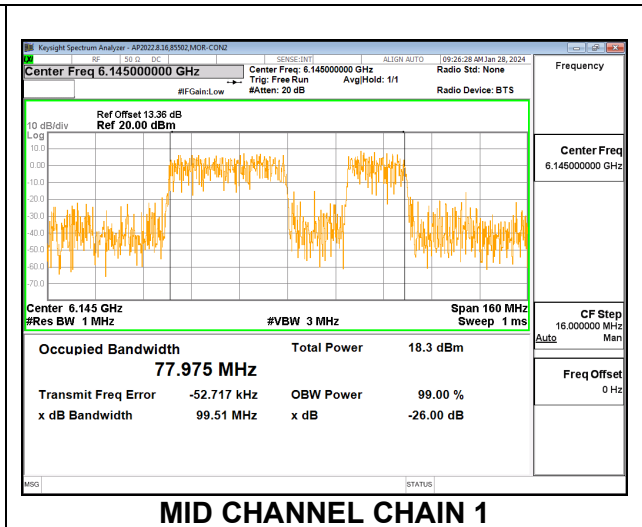
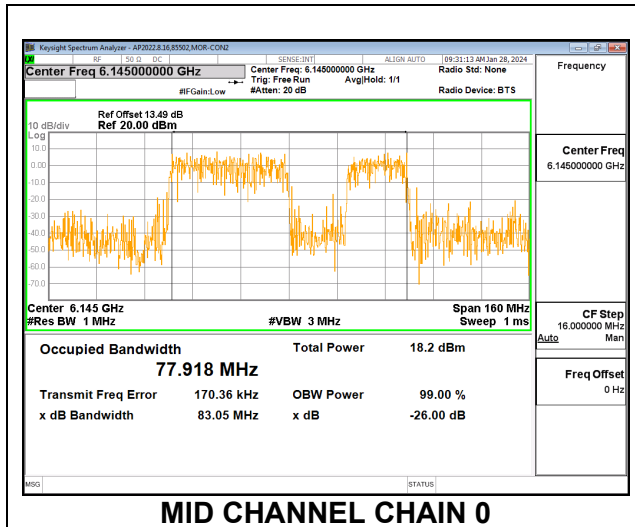
#### 2TX CHAIN 0 + CHAIN 1 CDD OFDMA MODE: 484T+242T (CONTIGUOUS)

Channel	Frequency (MHz)	99% Bandwidth Chain 0 (MHz)	99% Bandwidth Chain 1 (MHz)	Limit (MHz)	Worst-Case Margin (MHz)
Low	5985	58.87	58.89	320	-261.11
Mid	6145	58.83	58.81	320	-261.17
High	6385	59.01	59.14	320	-260.86



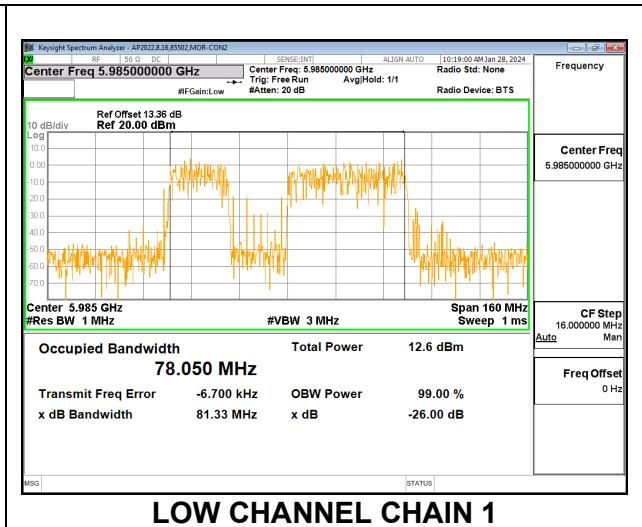
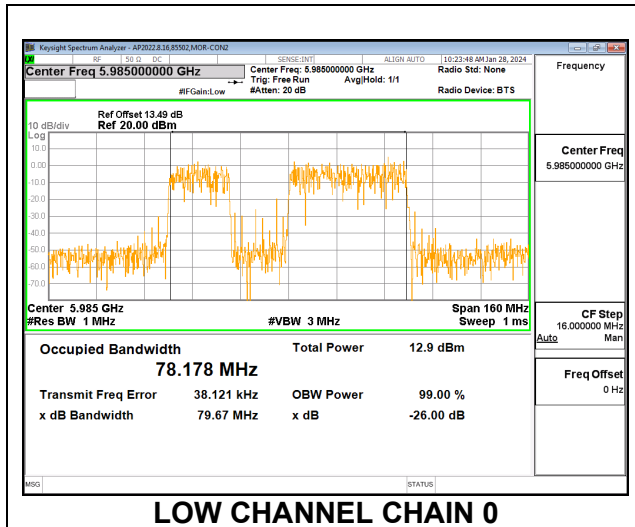
**2TX CHAIN 0 + CHAIN 1 CDD OFDMA MODE: 484T+242T (NON-CONTIGUOUS)**

Channel	Frequency (MHz)	99% Bandwidth Chain 0 (MHz)	99% Bandwidth Chain 1 (MHz)	Limit (MHz)	Worst-Case Margin (MHz)
Low	5985	77.92	77.66	320	-242.09
Mid	6145	77.92	77.98	320	-242.03
High	6385	77.83	77.94	320	-242.06



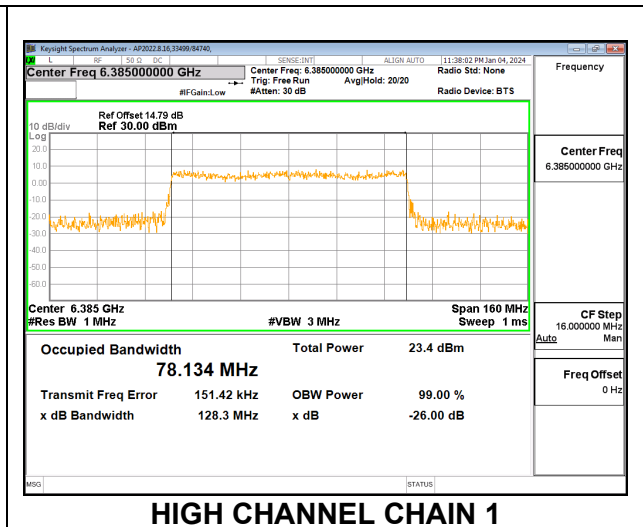
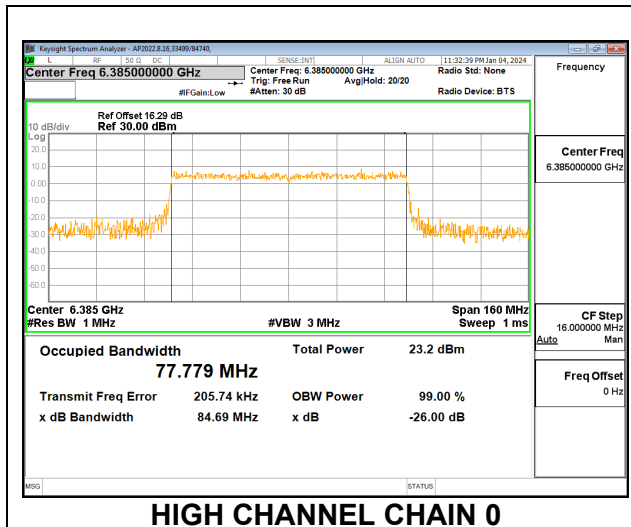
**2TX CHAIN 0 + CHAIN 1 CDD OFDMA MODE: 242T+484T (NON-CONTIGUOUS)**

Channel	Frequency (MHz)	99% Bandwidth Chain 0 (MHz)	99% Bandwidth Chain 1 (MHz)	Limit (MHz)	Worst-Case Margin (MHz)
Low	5985	78.18	78.05	320	-241.82
Mid	6145	77.75	77.67	320	-242.25
High	6385	77.38	77.60	320	-242.40



**2TX CHAIN 0 + CHAIN 1 CDD OFDMA MODE: 996T**

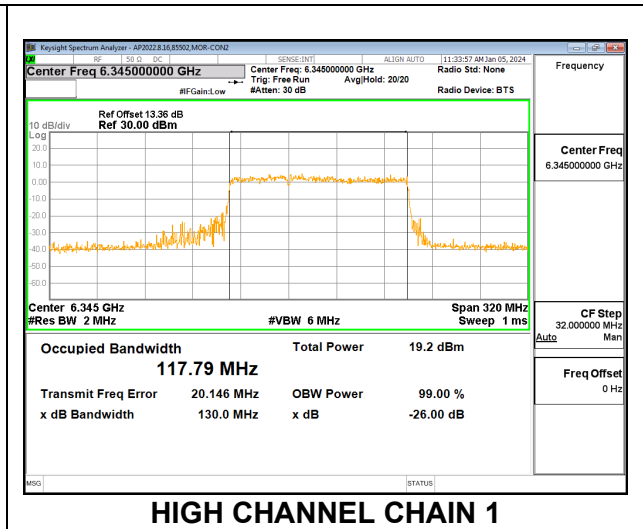
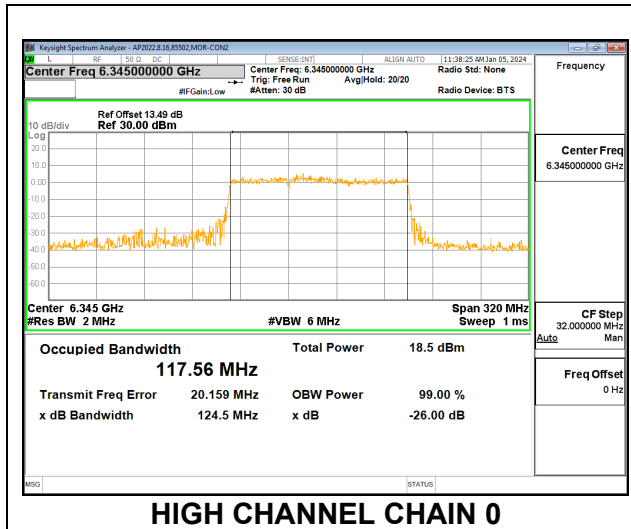
Channel	Frequency (MHz)	99% Bandwidth Chain 0 (MHz)	99% Bandwidth Chain 1 (MHz)	Limit (MHz)	Worst-Case Margin (MHz)
Low	5985	77.74	77.87	320	-242.13
Mid	6145	77.83	77.72	320	-242.17
High	6385	77.78	78.13	320	-241.87



### 9.4.5. 802.11be EHT160 MODE 2TX IN THE UNII-5 BAND

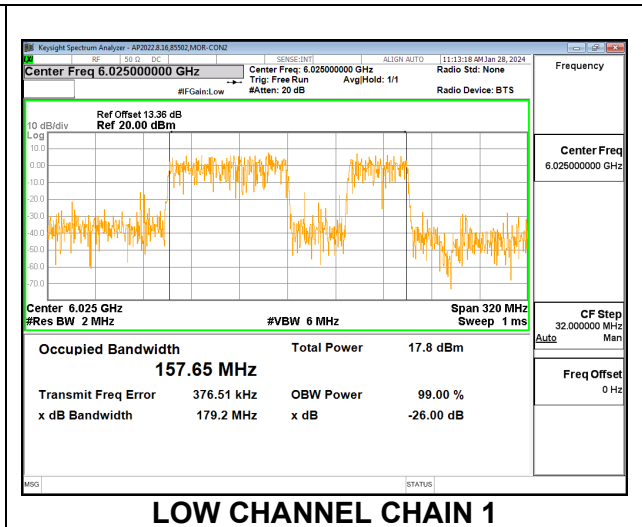
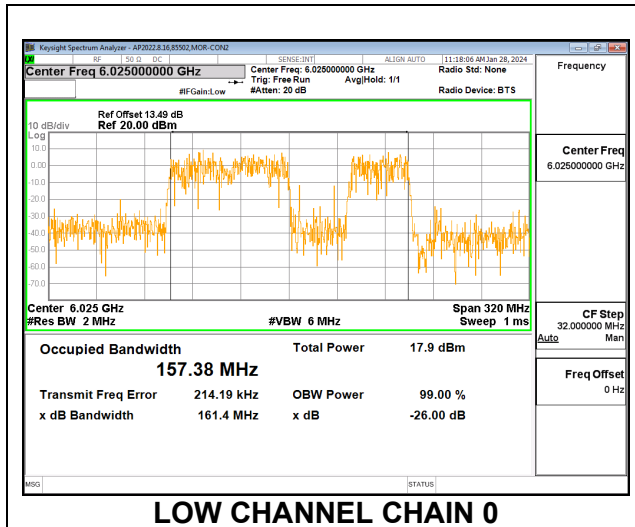
#### 2TX CHAIN 0 + CHAIN 1 CDD OFDMA MODE: 996T+484T (CONTIGUOUS)

Channel	Frequency (MHz)	99% Bandwidth Chain 0 (MHz)	99% Bandwidth Chain 1 (MHz)	Limit (MHz)	Worst-Case Margin (MHz)
Low	6025	117.67	117.52	320	-202.33
Mid	6185	117.43	117.61	320	-202.39
High	6345	117.56	117.79	320	-202.21



**2TX CHAIN 0 + CHAIN 1 CDD OFDMA MODE: 99T+484T (NON-CONTIGUOUS)**

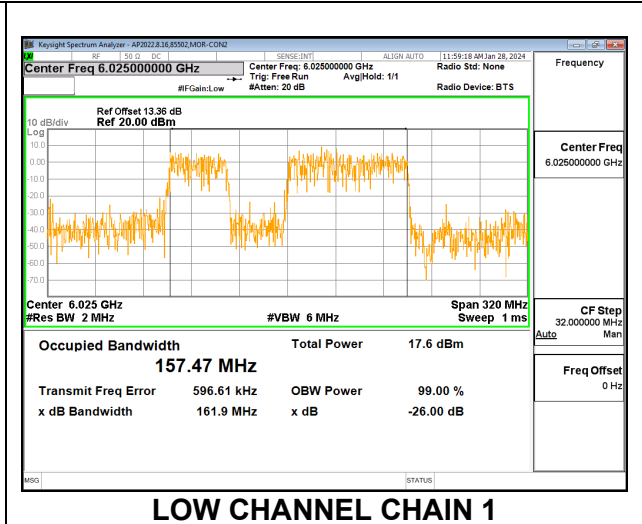
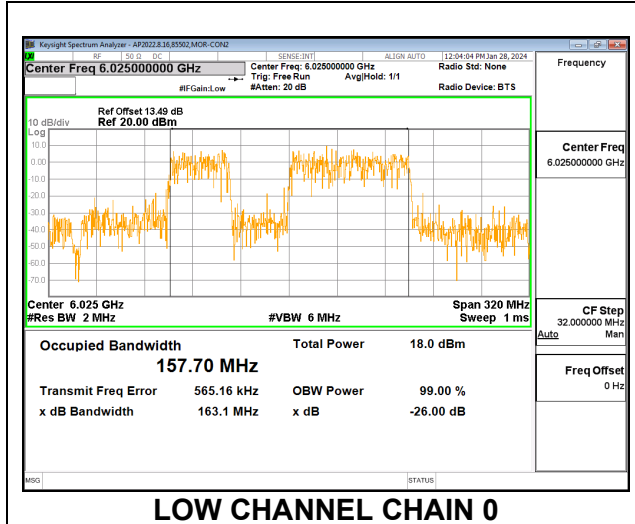
Channel	Frequency (MHz)	99% Bandwidth Chain 0 (MHz)	99% Bandwidth Chain 1 (MHz)	Limit (MHz)	Worst-Case Margin (MHz)
Low	6025	157.38	157.65	320	-162.35
Mid	6185	157.40	157.05	320	-162.60
High	6345	157.35	157.45	320	-162.55





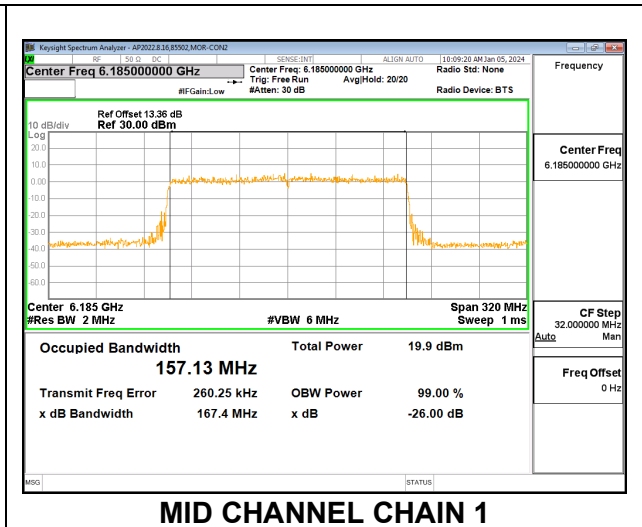
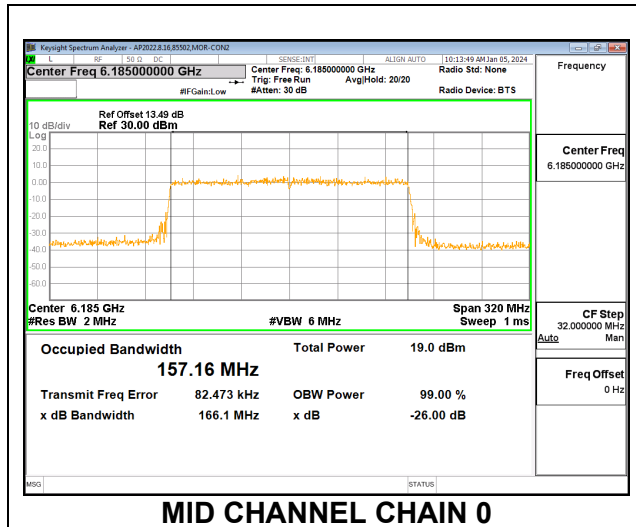
**TX CHAIN 0 + CHAIN 1 CDD OFDMA MODE: 484T+996T (NON-CONTIGUOUS)**

Channel	Frequency (MHz)	99% Bandwidth Chain 0 (MHz)	99% Bandwidth Chain 1 (MHz)	Limit (MHz)	Worst-Case Margin (MHz)
Low	6025	157.70	157.47	320	-162.30
Mid	6185	157.36	157.30	320	-162.64
High	6345	157.69	157.54	320	-162.31



**2TX CHAIN 0 + CHAIN 1 CDD OFDMA MODE: 2x996T**

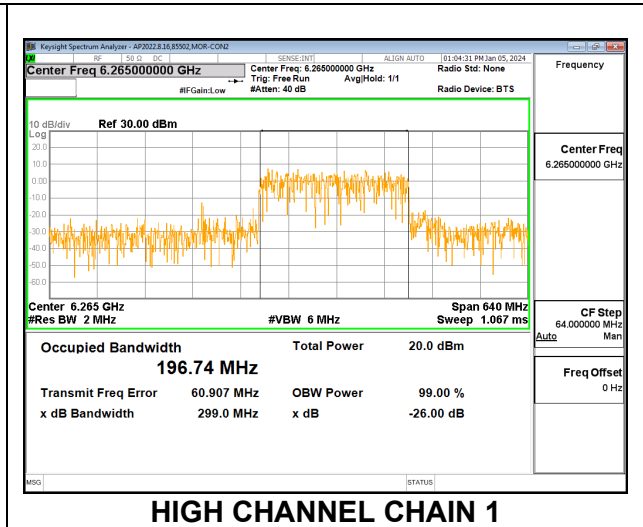
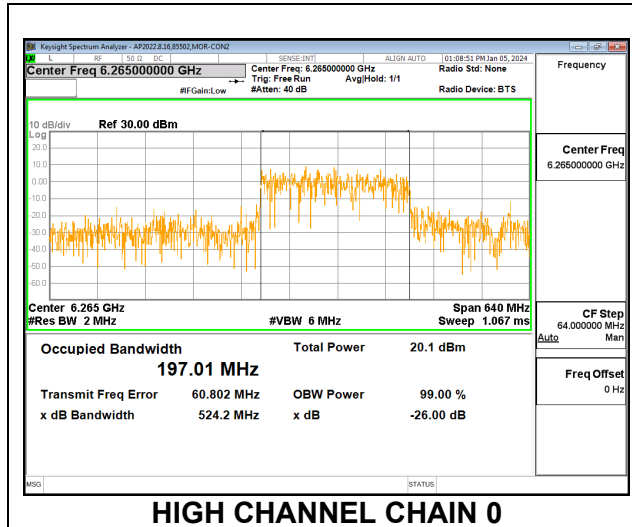
Channel	Frequency (MHz)	99% Bandwidth Chain 0 (MHz)	99% Bandwidth Chain 1 (MHz)	Limit (MHz)	Worst-Case Margin (MHz)
Low	6025	156.98	157.15	320	-162.85
Mid	6185	157.16	157.13	320	-162.84
High	6345	156.97	156.86	320	-163.03



### 9.4.6. 802.11be EHT320 MODE 2TX IN THE UNII-5 BAND

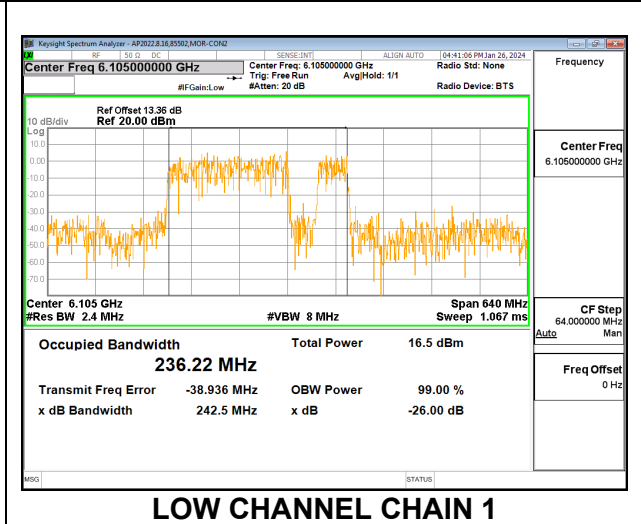
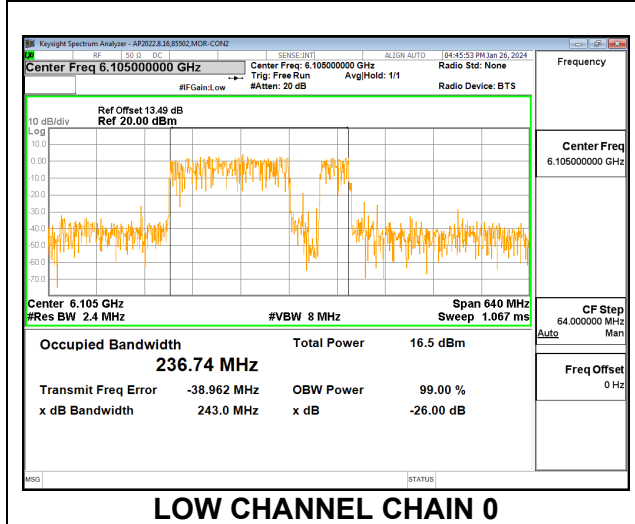
#### 2TX CHAIN 0 + CHAIN 1 CDD OFDMA MODE: 2x996T+484T (CONTIGUOUS)

Channel	Frequency (MHz)	99% Bandwidth Chain 0 (MHz)	99% Bandwidth Chain 1 (MHz)	Limit (MHz)	Worst-Case Margin (MHz)
Low	6105	196.63	195.11	320	-123.37
High	6265	197.01	196.74	320	-122.99



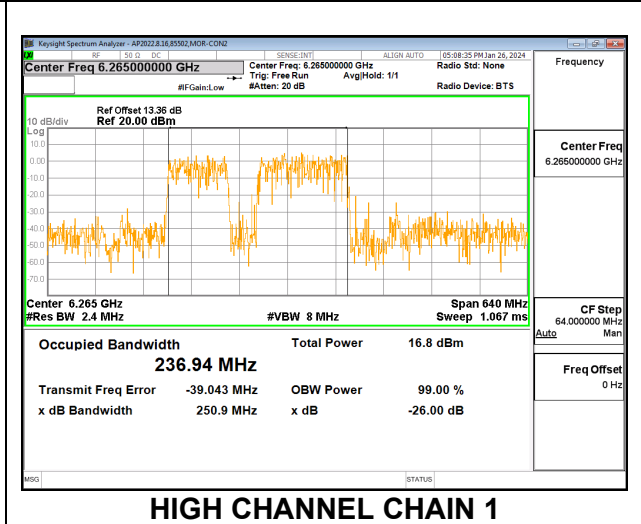
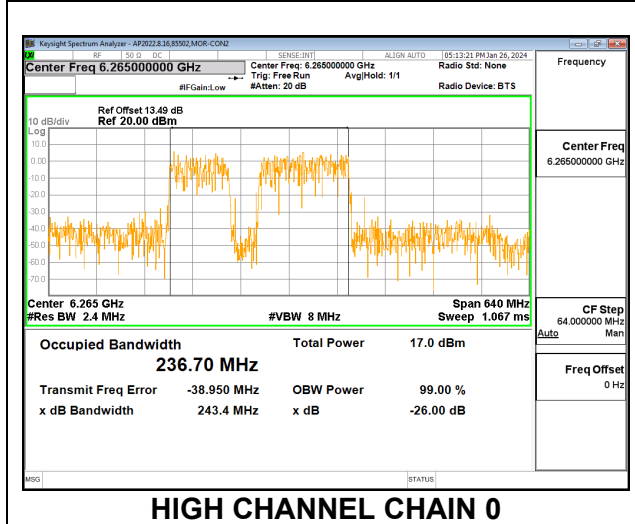
**2TX CHAIN 0 + CHAIN 1 CDD OFDMA MODE: 2x996T+484T (NON-CONTIGUOUS)**

Channel	Frequency (MHz)	99% Bandwidth Chain 0 (MHz)	99% Bandwidth Chain 1 (MHz)	Limit (MHz)	Worst-Case Margin (MHz)
Low	6105	236.74	236.22	320	-83.26
High	6265	236.09	236.55	320	-83.45



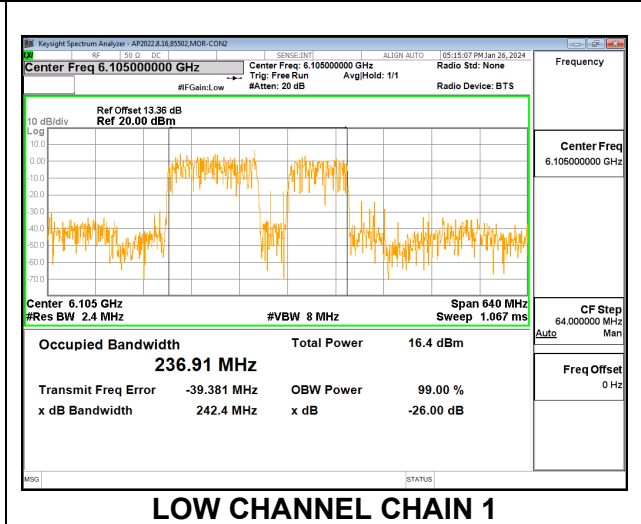
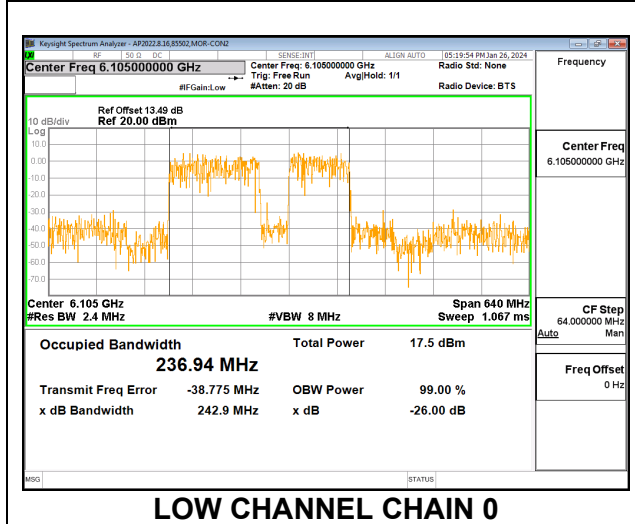
**2TX CHAIN 0 + CHAIN 1 CDD OFDMA MODE: 996T+484T+996T (NON-CONTIGUOUS)**

Channel	Frequency (MHz)	99% Bandwidth Chain 0 (MHz)	99% Bandwidth Chain 1 (MHz)	Limit (MHz)	Worst-Case Margin (MHz)
Low	6105	236.69	236.09	320	-83.31
High	6265	236.70	236.94	320	-83.06



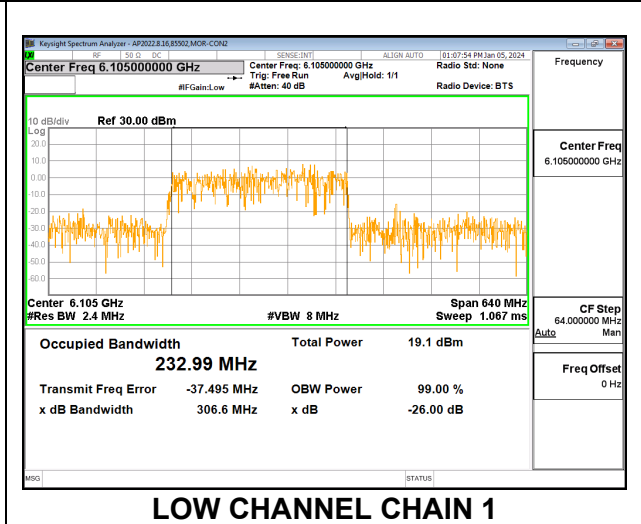
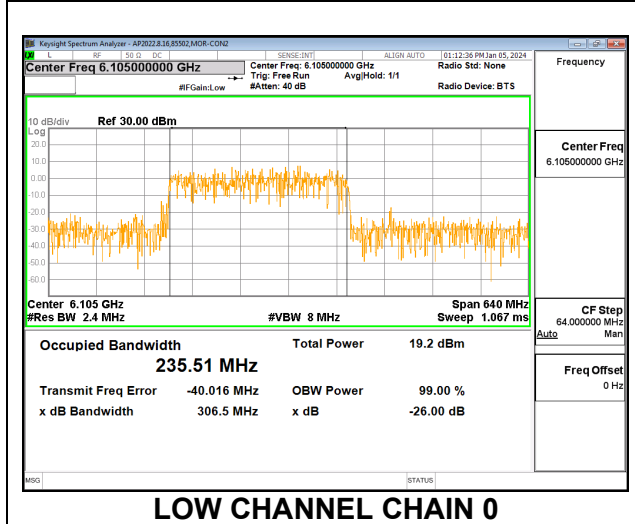
**2TX CHAIN 0 + CHAIN 1 CDD OFDMA MODE: 99T+484T+996T (NON-CONTIGUOUS 2)**

Channel	Frequency (MHz)	99% Bandwidth Chain 0 (MHz)	99% Bandwidth Chain 1 (MHz)	Limit (MHz)	Worst-Case Margin (MHz)
Low	6105	236.94	236.91	320	-83.06
High	6265	235.40	236.24	320	-83.76



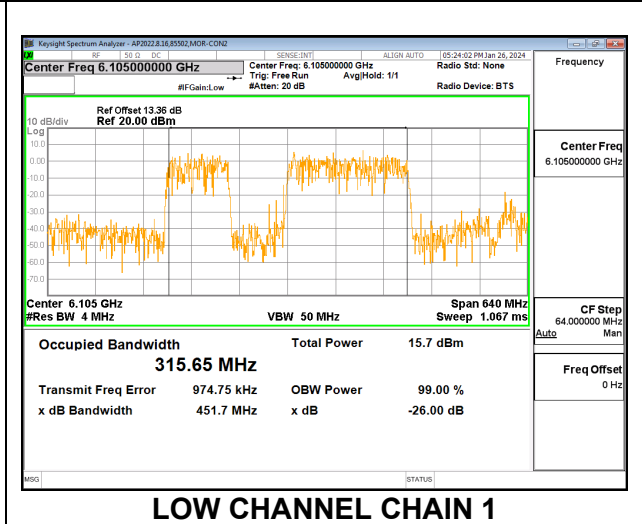
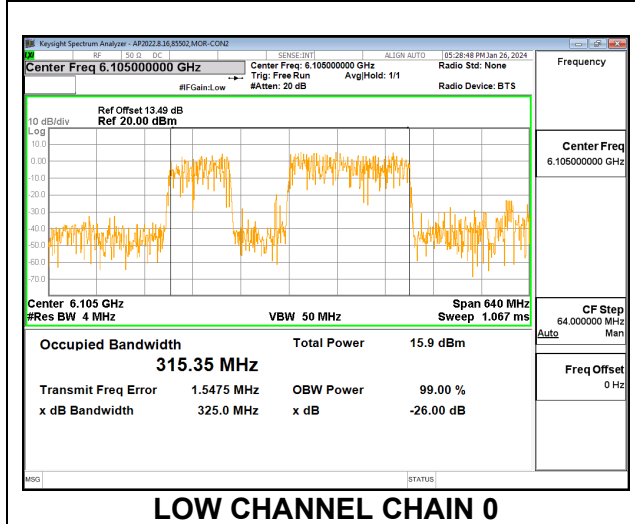
**2TX CHAIN 0 + CHAIN 1 CDD OFDMA MODE: 3x996T (CONTIGUOUS)**

Channel	Frequency (MHz)	99% Bandwidth Chain 0 (MHz)	99% Bandwidth Chain 1 (MHz)	Limit (MHz)	Worst-Case Margin (MHz)
Low	6105	235.51	232.99	320	-84.49
High	6265	235.14	234.94	320	-84.86



**2TX CHAIN 0 + CHAIN 1 CDD OFDMA MODE: 3x996T (NON-CONTIGUOUS)**

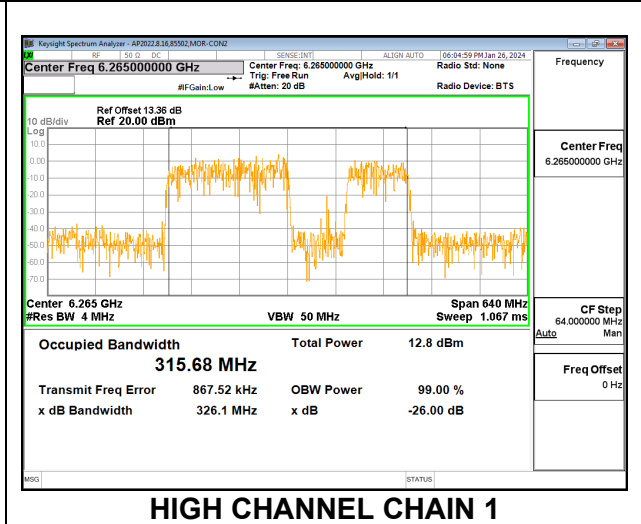
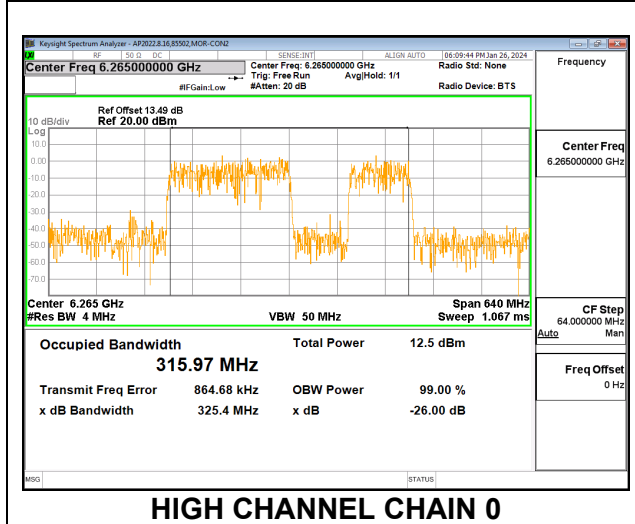
Channel	Frequency (MHz)	99% Bandwidth Chain 0 (MHz)	99% Bandwidth Chain 1 (MHz)	Limit (MHz)	Worst-Case Margin (MHz)
Low	6105	315.35	315.65	320	-4.35
High	6265	315.56	315.37	320	-4.44





**2TX CHAIN 0 + CHAIN 1 CDD OFDMA MODE: 3x996T (NON-CONTIGUOUS 2)**

Channel	Frequency (MHz)	99% Bandwidth Chain 0 (MHz)	99% Bandwidth Chain 1 (MHz)	Limit (MHz)	Worst-Case Margin (MHz)
Low	6105	315.71	315.12	320	-4.29
High	6265	315.97	315.68	320	-4.03



**2TX CHAIN 0 + CHAIN 1 CDD OFDMA MODE: 3x996T+484T (CONTIGUOUS)**

Channel	Frequency (MHz)	99% Bandwidth Chain 0 (MHz)	99% Bandwidth Chain 1 (MHz)	Limit (MHz)	Worst-Case Margin (MHz)
Low	6105	276.33	276.60	320	-43.40
High	6265	279.83	279.48	320	-40.17

