

# TEST REPORT

**Report Number :** R14932101-E10a

**Applicant :** Microsoft Corporation  
1 Microsoft Way  
Redmond, WA 98052-8300, USA

**MODEL :** 2036

**FCC ID :** C3K2036

**IC :** 3048A-2036

**EUT Description :** Portable Computing Device

**Test Standard(s) :** FCC 47 CFR Part 15 Subpart E:2024  
ISED RSS-248 Issue 2:2022  
ISED RSS-GEN Issue 5 +A1+A2:2021

**Date Of Issue:**  
2024-04-16

**Prepared by:**  
UL LLC  
12 Laboratory Dr.  
Research Triangle Park, NC 27709 U.S.A.  
TEL: (919) 549-1400



## REPORT REVISION HISTORY

Rev.	Issue Date	Revisions	Revised By
V1	2024-03-14	Initial Issue	B. Kiewra
V2	2024-04-04	Revised power in section 9.2 based on manufacturer's tune up revisions.	B. Kiewra
V3	2024-04-16	Added note in section 6.6 stating channel puncturing covered by MRU testing based on previous testing.	B. Kiewra

## TABLE OF CONTENTS

<b>REPORT REVISION HISTORY .....</b>	<b>2</b>
<b>1. ATTESTATION OF TEST RESULTS .....</b>	<b>7</b>
<b>2. TEST RESULT SUMMARY .....</b>	<b>8</b>
<b>3. TEST METHODOLOGY .....</b>	<b>8</b>
<b>4. FACILITIES AND ACCREDITATION .....</b>	<b>8</b>
<b>5. DECISION RULES AND MEASUREMENT UNCERTAINTY .....</b>	<b>9</b>
5.1. <i>METROLOGICAL TRACEABILITY .....</i>	<i>9</i>
5.2. <i>DECISION RULES.....</i>	<i>9</i>
5.3. <i>MEASUREMENT UNCERTAINTY.....</i>	<i>9</i>
<b>6. EQUIPMENT UNDER TEST.....</b>	<b>10</b>
6.1. <i>EUT DESCRIPTION .....</i>	<i>10</i>
6.2. <i>EUT DEVICE CLASS.....</i>	<i>10</i>
6.3. <i>MAXIMUM OUTPUT POWER.....</i>	<i>10</i>
6.4. <i>DESCRIPTION OF AVAILABLE ANTENNAS .....</i>	<i>14</i>
6.5. <i>SOFTWARE AND FIRMWARE.....</i>	<i>14</i>
6.6. <i>WORST-CASE CONFIGURATION AND MODE.....</i>	<i>15</i>
6.7. <i>DESCRIPTION OF TEST SETUP.....</i>	<i>16</i>
<b>7. MEASUREMENT METHOD.....</b>	<b>17</b>
<b>8. TEST AND MEASUREMENT EQUIPMENT .....</b>	<b>18</b>
<b>9. ANTENNA PORT TEST RESULTS .....</b>	<b>22</b>
9.1. <i>ON TIME AND DUTY CYCLE.....</i>	<i>22</i>
9.2. <i>OUTPUT POWER AND PSD.....</i>	<i>26</i>
9.2.1. <i>802.11a MODE 2TX IN THE UNII-5 BAND .....</i>	<i>27</i>
9.2.2. <i>802.11be EHT20 MODE 2TX IN THE UNII-5 BAND .....</i>	<i>29</i>
9.2.3. <i>802.11be EHT40 MODE 2TX IN THE UNII-5 BAND .....</i>	<i>42</i>
9.2.4. <i>802.11be EHT80 MODE 2TX IN THE UNII-5 BAND .....</i>	<i>44</i>
9.2.5. <i>802.11be EHT160 MODE 2TX IN THE UNII-5 BAND .....</i>	<i>52</i>
9.2.6. <i>802.11be EHT320 MODE 2TX IN THE UNII-5 BAND .....</i>	<i>59</i>
9.2.7. <i>802.11a MODE 2TX IN THE UNII-6 BAND .....</i>	<i>77</i>
9.2.8. <i>802.11be EHT20 MODE 2TX IN THE UNII-6 BAND .....</i>	<i>78</i>
9.2.9. <i>802.11be EHT40 MODE 2TX IN THE UNII-6 BAND .....</i>	<i>84</i>
9.2.10. <i>802.11be EHT80 MODE 2TX IN THE UNII-6 BAND .....</i>	<i>85</i>
9.2.11. <i>802.11be EHT160 MODE 2TX IN THE UNII-6 BAND .....</i>	<i>88</i>
9.2.12. <i>802.11be EHT320 MODE 2TX IN THE UNII-6 BAND .....</i>	<i>91</i>
9.2.13. <i>802.11a MODE 2TX IN THE UNII-7 BAND .....</i>	<i>102</i>
9.2.14. <i>802.11be EHT20 MODE 2TX IN THE UNII-7 BAND .....</i>	<i>104</i>

9.2.15.	802.11be EHT40 MODE 2TX IN THE UNII-7 BAND .....	116
9.2.16.	802.11be EHT80 MODE 2TX IN THE UNII-7 BAND .....	118
9.2.17.	802.11be EHT160 MODE 2TX IN THE UNII-7 BAND .....	124
9.2.18.	802.11a MODE 2TX IN THE UNII-8 BAND .....	130
9.2.19.	802.11be EHT20 MODE 2TX IN THE UNII-8 BAND .....	131
9.2.20.	802.11be EHT40 MODE 2TX IN THE UNII-8 BAND .....	137
9.2.21.	802.11be EHT80 MODE 2TX IN THE UNII-8 BAND .....	138
9.2.22.	802.11be EHT160 MODE 2TX IN THE UNII-8 BAND .....	141
9.2.23.	802.11be EHT320 MODE 2TX IN THE UNII-8 BAND .....	144
9.3.	<b>26 dB BANDWIDTH</b> .....	<b>154</b>
9.3.1.	802.11a MODE 2TX IN THE UNII-5 BAND .....	154
9.3.2.	802.11be EHT20 MODE 2TX IN THE UNII-5 BAND .....	155
9.3.3.	802.11be EHT40 MODE 2TX IN THE UNII-5 BAND .....	161
9.3.4.	802.11be EHT80 MODE 2TX IN THE UNII-5 BAND .....	162
9.3.5.	802.11be EHT160 MODE 2TX IN THE UNII-5 BAND .....	166
9.3.6.	802.11be EHT320 MODE 2TX IN THE UNII-5 BAND .....	170
9.3.7.	802.11a MODE 2TX IN THE UNII-6 BAND .....	184
9.3.8.	802.11be EHT20 MODE 2TX IN THE UNII-6 BAND .....	185
9.3.9.	802.11be EHT40 MODE 2TX IN THE UNII-6 BAND .....	191
9.3.10.	802.11be EHT80 MODE 2TX IN THE UNII-6 BAND .....	192
9.3.11.	802.11be EHT160 MODE 2TX IN THE UNII-6 BAND .....	196
9.3.12.	802.11be EHT320 MODE 2TX IN THE UNII-6 BAND .....	200
9.3.13.	802.11a MODE 2TX IN THE UNII-7 BAND .....	214
9.3.14.	802.11be EHT20 MODE 2TX IN THE UNII-7 BAND .....	215
9.3.15.	802.11be EHT40 MODE 2TX IN THE UNII-7 BAND .....	221
9.3.16.	802.11be EHT80 MODE 2TX IN THE UNII-7 BAND .....	222
9.3.17.	802.11be EHT160 MODE 2TX IN THE UNII-7 BAND .....	226
9.3.18.	802.11a MODE 2TX IN THE UNII-8 BAND .....	230
9.3.19.	802.11be EHT20 MODE 2TX IN THE UNII-8 BAND .....	231
9.3.20.	802.11be EHT40 MODE 2TX IN THE UNII-8 BAND .....	237
9.3.21.	802.11be EHT80 MODE 2TX IN THE UNII-8 BAND .....	238
9.3.22.	802.11be EHT160 MODE 2TX IN THE UNII-8 BAND .....	242
9.3.23.	802.11be EHT320 MODE 2TX IN THE UNII-8 BAND .....	246
9.4.	<b>99% BANDWIDTH</b> .....	<b>260</b>
9.4.1.	802.11a MODE 2TX IN THE UNII-5 BAND .....	260
9.4.2.	802.11be EHT20 MODE 2TX IN THE UNII-5 BAND .....	261
9.4.3.	802.11be EHT40 MODE 2TX IN THE UNII-5 BAND .....	267
9.4.4.	802.11be EHT80 MODE 2TX IN THE UNII-5 BAND .....	268
9.4.5.	802.11be EHT160 MODE 2TX IN THE UNII-5 BAND .....	272
9.4.6.	802.11be EHT320 MODE 2TX IN THE UNII-5 BAND .....	276
9.4.7.	802.11a MODE 2TX IN THE UNII-6 BAND .....	290
9.4.8.	802.11be EHT20 MODE 2TX IN THE UNII-6 BAND .....	291
9.4.9.	802.11be EHT40 MODE 2TX IN THE UNII-6 BAND .....	297
9.4.10.	802.11be EHT80 MODE 2TX IN THE UNII-6 BAND .....	298
9.4.11.	802.11be EHT160 MODE 2TX IN THE UNII-6 BAND .....	302
9.4.12.	802.11be EHT320 MODE 2TX IN THE UNII-6 BAND .....	306
9.4.13.	802.11a MODE 2TX IN THE UNII-7 BAND .....	320
9.4.14.	802.11be EHT20 MODE 2TX IN THE UNII-7 BAND .....	321
9.4.15.	802.11be EHT40 MODE 2TX IN THE UNII-7 BAND .....	327
9.4.16.	802.11be EHT80 MODE 2TX IN THE UNII-7 BAND .....	328
9.4.17.	802.11be EHT160 MODE 2TX IN THE UNII-7 BAND .....	332

9.4.18.	802.11a MODE 2TX IN THE UNII-8 BAND .....	336
9.4.19.	802.11be EHT20 MODE 2TX IN THE UNII-8 BAND .....	337
9.4.20.	802.11be EHT40 MODE 2TX IN THE UNII-8 BAND .....	343
9.4.21.	802.11be EHT80 MODE 2TX IN THE UNII-8 BAND .....	344
9.4.22.	802.11be EHT160 MODE 2TX IN THE UNII-8 BAND .....	348
9.4.23.	802.11be EHT320 MODE 2TX IN THE UNII-8 BAND .....	352
<b>9.5.</b>	<b>SPURIOUS EMISSIONS IN-BAND – EMISSION MASK.....</b>	<b>365</b>
9.5.1.	802.11a MODE 2TX IN THE UNII-5 BAND .....	366
9.5.2.	802.11be EHT20 MODE 2TX IN THE UNII-5 BAND .....	368
9.5.3.	802.11be EHT40 MODE 2TX IN THE UNII-5 BAND .....	380
9.5.4.	802.11be EHT80 MODE 2TX IN THE UNII-5 BAND .....	382
9.5.5.	802.11be EHT160 MODE 2TX IN THE UNII-5 BAND .....	392
9.5.6.	802.11be EHT320 MODE 2TX IN THE UNII-5 BAND .....	452
9.5.7.	802.11a MODE 2TX IN THE UNII-6 BAND .....	564
9.5.8.	802.11be EHT20 MODE 2TX IN THE UNII-6 BAND .....	565
9.5.9.	802.11be EHT40 MODE 2TX IN THE UNII-6 BAND .....	571
9.5.10.	802.11be EHT80 MODE 2TX IN THE UNII-6 BAND .....	572
9.5.11.	802.11be EHT160 MODE 2TX IN THE UNII-6 BAND .....	577
9.5.12.	802.11be EHT320 MODE 2TX IN THE UNII-6 BAND .....	587
9.5.13.	802.11a MODE 2TX IN THE UNII-7 BAND .....	643
9.5.14.	802.11be EHT20 MODE 2TX IN THE UNII-7 BAND .....	645
9.5.15.	802.11be EHT40 MODE 2TX IN THE UNII-7 BAND .....	657
9.5.16.	802.11be EHT80 MODE 2TX IN THE UNII-7 BAND .....	659
9.5.17.	802.11be EHT160 MODE 2TX IN THE UNII-7 BAND .....	669
9.5.18.	802.11a MODE 2TX IN THE UNII-8 BAND .....	689
9.5.19.	802.11be EHT20 MODE 2TX IN THE UNII-8 BAND .....	690
9.5.20.	802.11be EHT40 MODE 2TX IN THE UNII-8 BAND .....	696
9.5.21.	802.11be EHT80 MODE 2TX IN THE UNII-8 BAND .....	697
9.5.22.	802.11be EHT160 MODE 2TX IN THE UNII-8 BAND .....	702
9.5.23.	802.11be EHT320 MODE 2TX IN THE UNII-8 BAND .....	718
<b>10.</b>	<b>RADIATED TEST RESULTS.....</b>	<b>774</b>
10.1.	TRANSMITTER OUTSIDE 5.925-7.125 GHz , 1-18GHz .....	775
10.1.1.	TX ABOVE 1 GHz 802.11a MODE IN THE UNII-5 BAND .....	775
10.1.2.	TX ABOVE 1 GHz 802.11be EHT20 MODE IN THE UNII-5 BAND .....	777
10.1.3.	TX ABOVE 1 GHz 802.11be EHT40 MODE IN THE UNII-5 BAND .....	795
10.1.4.	TX ABOVE 1 GHz 802.11be EHT80 MODE IN THE UNII-5 BAND .....	797
10.1.5.	TX ABOVE 1 GHz 802.11be EHT160 MODE IN THE UNII-5 BAND .....	811
10.1.6.	TX ABOVE 1 GHz 802.11be EHT320 MODE IN THE UNII-5 BAND .....	819
10.1.7.	TX ABOVE 1 GHz 802.11be EHT20 MODE IN THE UNII-6 BAND .....	847
10.1.8.	TX ABOVE 1 GHz 802.11be EHT320 MODE IN THE UNII-6 BAND .....	853
10.1.9.	TX ABOVE 1 GHz 802.11be EHT40 MODE IN THE UNII-7 BAND .....	857
10.1.10.	TX ABOVE 1 GHz 802.11a MODE IN THE UNII-8 BAND .....	863
10.1.11.	TX ABOVE 1 GHz 802.11be EHT20 MODE IN THE UNII-8 BAND .....	865
10.1.12.	TX ABOVE 1 GHz 802.11be EHT40 MODE IN THE UNII-8 BAND .....	877
10.1.13.	TX ABOVE 1 GHz 802.11be EHT80 MODE IN THE UNII-8 BAND .....	879
10.1.14.	TX ABOVE 1 GHz 802.11be EHT160 MODE IN THE UNII-8 BAND .....	893
10.1.15.	TX ABOVE 1 GHz 802.11be EHT320 MODE IN THE UNII-8 BAND .....	901
10.2.	WORST CASE BELOW 30MHZ.....	933
10.2.15.	SPURIOUS EMISSIONS BELOW 30 MHz (E-FIELD).....	933
10.2.16.	SPURIOUS EMISSIONS BELOW 30 MHz (H-FIELD) .....	934

---

10.3.	WORST CASE BELOW 1 GHZ.....	935
10.4.	WORST CASE 18-26.5 GHZ.....	937
10.5.	WORST CASE 26.5-40 GHZ.....	939
<b>11.</b>	<b>AC POWER LINE CONDUCTED EMISSIONS .....</b>	<b>941</b>
11.3.	AC POWER LINE NORM.....	942
<b>12.</b>	<b>SETUP PHOTOS.....</b>	<b>944</b>
	<b>END OF TEST REPORT .....</b>	<b>944</b>

# 1. ATTESTATION OF TEST RESULTS

**COMPANY NAME:** Microsoft Corporation  
1 Microsoft Way  
Redmond, WA 98052-8300, USA

**EUT DESCRIPTION:** Portable Computing Device

**SERIAL NUMBER:** 0F3BV4623383HH, 0F3BV3V23383HH, 0F0GQG23383HH,  
A81245020002335A, 2399649100000116, A81235010007335S,  
0FSBV4923383HH

**SAMPLE RECEIPT DATE:** 2023-10-10

**DATE TESTED:** 2023-11-06 to 2024-03-13

APPLICABLE STANDARDS	
STANDARD	TEST RESULTS
47 CFR Part 15 Subpart E	Refer to section 2
ISED RSS-248 Issue 2	Refer to section 2
ISED RSS-GEN Issue 5+A1+A2	Refer to section 2


UL LLC tested the above equipment in accordance with the requirements set forth in the above standards. The test results show that the equipment tested is capable of demonstrating compliance with the requirements as documented in this report.

The results documented in this report apply only to the tested sample, under the conditions and modes of operation as described herein. It is the manufacturer's responsibility to assure that additional production units of this model are manufactured with identical electrical and mechanical components. All samples tested were in good operating condition throughout the entire test program. Measurement Uncertainties are published for informational purposes only and were not taken into account unless noted otherwise.

This document may not be altered or revised in any way unless done so by UL LLC and all revisions are duly noted in the revisions section. Any alteration of this document not carried out by UL LLC will constitute fraud and shall nullify the document.

Approved & Released  
For UL LLC By:

Prepared By:



Michael Antola  
Staff Engineer  
Consumer, Medical and IT Segment  
UL LLC

Brian Kiewra  
Project Engineer  
Consumer, Medical and IT Segment  
UL LLC

## 2. TEST RESULT SUMMARY

FCC Clause	ISED Clause	Requirement	Result	Comment
See Comment		Duty Cycle	Reporting purposes only	ANSI C63.10 Section 12.2
See Comment	RSS-248 4.4	99% BW	Reporting purposes only	ANSI C63.10 Section 6.9.3
§15.407 (a) (10)	NA	26dB BW	Compliant	None
§15.407 (a) (7)	RSS-248 4.5.5	Output Power e.i.r.p.	Compliant	Client device operating under the control of SP AP
§15.407 (a) (8)	RSS-248 4.5.3	Output Power e.i.r.p.	Compliant	Indoor Client.
§15.407 (a) (7)	RSS-248 4.5.5	Power Spectral Density	Compliant	Client device operating under the control of SP AP
§15.407 (a) (8)	RSS-248 4.5.3	Power Spectral Density	Compliant	Indoor Client.
§15.407 (b) (5)	RSS-248 4.6.2 (a)	Emissions outside 5.925-7.125 GHz band	Compliant	None
§15.407 (b) (6)	RSS-248 4.6.2 (b)	Emissions within 5.925-7.125 GHz Band(Emissions Mask)	Compliant	None
§15.407 (d) (6)	RSS-248 4.7	Contention-based protocol	Not Tested	See Separate Report
§15.205, §15.209	RSS-GEN 8.9, 8.10	Radiated Spurious Emissions	Compliant	None
§15.207	RSS-Gen 8.8	AC Mains Conducted Emissions	Compliant	None

## 3. TEST METHODOLOGY

The tests documented in this report were performed in accordance with;

- FCC 47 CFR Part 2
- FCC 47 CFR Part 15
- FCC KDB 662911 D01 v02r01
- FCC KDB 789033 D02 v02r01
- ANSI C63.10-2020
- RSS-GEN Issue 5 + A1/2
- RSS-248 Issue 2
- FCC KDB 987594 D01 v02r02
- FCC KDB 987594 D02 v02r01

## 4. FACILITIES AND ACCREDITATION

UL LLC is accredited by A2LA, certification # 0751.06, for all testing performed within the scope of this report. Testing was performed at the locations noted below.

	Address	ISED CABID	ISED Company Number	FCC Registration
<input type="checkbox"/>	Building: 12 Laboratory Dr RTP, NC 27709, U.S.A	US0067	2180C	825374
<input checked="" type="checkbox"/>	Building: 2800 Perimeter Park Dr. Suite B Morrisville, NC 27560, U.S.A		27265	



## 5. DECISION RULES AND MEASUREMENT UNCERTAINTY

### 5.1. METROLOGICAL TRACEABILITY

All test and measuring equipment utilized to perform the tests documented in this report are calibrated on a regular basis, with a maximum time between calibrations of one year or the manufacturers' recommendation, whichever is less, and where applicable is traceable to recognized national standards.

### 5.2. DECISION RULES

The Decision Rule is based on Simple Acceptance in accordance with ISO Guide 98-4:2012 Clause 8.2. (Measurement uncertainty is not taken into account when stating conformity with a specified requirement.)

### 5.3. MEASUREMENT UNCERTAINTY

Where relevant, the following measurement uncertainty levels have been estimated for tests performed on the apparatus:

PARAMETER	U <sub>Lab</sub>
Radio Frequency (Spectrum Analyzer)	141.2 Hz
Occupied Channel Bandwidth	1.22%
RF output power, conducted	1.3 dB (PK) 0.45 dB (AV)
Power Spectral Density, conducted	2.47 dB
Unwanted Emissions, conducted	1.94 dB
All emissions, radiated	6.01 dB
Mains Conducted Emissions (0.150-30MHz) - LISN	3.40 dB
Temperature	0.57°C
Humidity	3.39%
DC Supply voltages	1.70%

Uncertainty figures are valid to a confidence level of 95%.

#### **RADIATED EMISSIONS**

Where relevant, the following sample calculation is provided:

$$\text{Field Strength (dBuV/m)} = \text{Measured Voltage (dBuV)} + \text{Antenna Factor (dB/m)} + \text{Cable Loss (dB)} - \text{Preamp Gain (dB)}$$

$$36.5 \text{ dBuV} + 18.7 \text{ dB/m} + 0.6 \text{ dB} - 26.9 \text{ dB} = 28.9 \text{ dBuV/m}$$

#### **MAINS CONDUCTED EMISSIONS**

Where relevant, the following sample calculation is provided:

$$\text{Final Voltage (dBuV)} = \text{Measured Voltage (dBuV)} + \text{Cable Loss (dB)} + \text{Limiter Factor (dB)} + \text{LISN Insertion Loss}$$

$$36.5 \text{ dBuV} + 0 \text{ dB} + 10.1 \text{ dB} + 0 \text{ dB} = 46.6 \text{ dBuV}$$

#### **OUTPUT POWER (EIRP)**

Conducted Power + Ant Gain = EIRP:

## 6. EQUIPMENT UNDER TEST

### 6.1. EUT DESCRIPTION

The EUT is a Portable Computing Device.

### 6.2. EUT DEVICE CLASS

EUT is of the following device class:

	U-NII Bands of Operation			
	5	6	7	8
Dual Client (6CD) LPI	<input checked="" type="checkbox"/>	<input checked="" type="checkbox"/>	<input checked="" type="checkbox"/>	<input checked="" type="checkbox"/>
Dual Client (6CD) SP	<input checked="" type="checkbox"/>	<input type="checkbox"/>	<input checked="" type="checkbox"/>	<input type="checkbox"/>

### 6.3. MAXIMUM OUTPUT POWER

The transmitter has a maximum e.i.r.p. output power as follows:

#### U-NII 5 (5.925-6.425 GHz) BAND

Frequency Range (MHz)	Mode	e.i.r.p. Power (dBm)	Output Power (mW)
<b>LPI</b>			
5955-6415	802.11a	7.30	5.37
	802.11be EHT20 OFDMA, 26T	-0.72	0.85
	802.11be EHT20 OFDMA, 52T	1.72	1.49
	802.11be EHT20 OFDMA, 52T+26T	1.68	1.47
	802.11be EHT20 OFDMA, 106T	4.58	2.87
	802.11be EHT20 OFDMA, 106T+26T	4.62	2.90
	802.11be EHT20 OFDMA, 242T	7.50	5.62
5965-6405	802.11be EHT40 OFDMA, 484T	10.56	11.38
5985-6385	802.11be EHT80 OFDMA, 484T+242T	10.37	10.89
5985-6385	802.11be EHT80 OFDMA, 996T	13.78	23.88
6025-6345	802.11be EHT160 OFDMA, 996T+484T	14.87	30.69
6025-6345	802.11be EHT160 OFDMA, 2x996T	14.44	27.80
6105-6265	802.11be EHT320 OFDMA, 2x996T+484T	14.98	31.48
6105-6265	802.11be EHT320 OFDMA, 3x996T	14.92	31.05
6105-6265	802.11be EHT320 OFDMA, 3x996T+484T	14.89	30.83
6105-6265	802.11be EHT320 OFDMA, 4x996T	19.20	83.18

Frequency Range (MHz)	Mode	e.i.r.p. Power (dBm)	Output Power (mW)
<b>SP</b>			
5955-6415	802.11a	25.49	354.00
	802.11be EHT20 OFDMA, 26T	16.85	48.42
	802.11be EHT20 OFDMA, 52T	19.54	89.95
	802.11be EHT20 OFDMA, 52T+26T	19.83	96.16
	802.11be EHT20 OFDMA, 106T	21.94	156.31
	802.11be EHT20 OFDMA, 106T+26T	21.83	152.41
	802.11be EHT20 OFDMA, 242T	25.44	349.95
5965-6405	802.11be EHT40 OFDMA, 484T	26.25	421.70
5985-6385	802.11be EHT80 OFDMA, 484T+242T	26.27	423.64
5985-6385	802.11be EHT80 OFDMA, 996T	25.13	325.84
5985-6385	802.11be EHT80 OFDMA, SU	26.16	413.05
6025-6345	802.11be EHT160 OFDMA, 996T+484T	25.35	342.77
6025-6345	802.11be EHT160 OFDMA, 2x996T	24.73	297.17
6025-6345	802.11be EHT160 OFDMA, SU	24.79	301.30
6105-6265	802.11be EHT320 OFDMA, 2x996T+484T	23.61	229.61
6105-6265	802.11be EHT160 OFDMA, 3x996T	23.41	219.28
6105-6265	802.11be EHT320 OFDMA, 3x996T+484T	23.50	223.87
6105-6265	802.11be EHT160 OFDMA, 4x996T	23.23	210.38

**U-NII-6 (6.425-6.525 GHz) BAND**

Frequency Range (MHz)	Mode	e.i.r.p. Power (dBm)	Output Power (mW)
<b>LPI</b>			
6435-6515	802.11a	6.79	4.78
	802.11be EHT20 OFDMA, 26T	-1.68	0.68
	802.11be EHT20 OFDMA, 52T	1.21	1.32
	802.11be EHT20 OFDMA, 52T+26T	1.13	1.30
	802.11be EHT20 OFDMA, 106T	3.98	2.50
	802.11be EHT20 OFDMA, 106T+26T	3.98	2.50
	802.11be EHT20 OFDMA, 242T	7.13	5.16
6445-6485	802.11be EHT40 OFDMA, 484T	10.42	11.02
6465-6545	802.11be EHT80 OFDMA, 484T+242T	9.13	8.18
	802.11be EHT80 OFDMA, 996T	12.34	17.14
6505	802.11be EHT160 OFDMA, 996T+484T	13.21	20.94
	802.11be EHT160 OFDMA, 2x996T	13.43	22.03
6425-6585	802.11be EHT320 OFDMA, 2x996T+484T	15.59	36.22
	802.11be EHT320 OFDMA, 3x996T	15.26	33.57
	802.11be EHT320 OFDMA, 3x996T+484T	15.36	34.36
	802.11be EHT320 OFDMA, 4x996T	18.28	67.30
	802.11be EHT320 OFDMA, SU	17.69	58.75

**U-NII-7 (6.525-6.875 GHz) BAND**

Frequency Range (MHz)	Mode	e.i.r.p. Power (dBm)	Output Power (mW)
<b>LPI</b>			
6535-6855	802.11a	6.41	4.38
	802.11be EHT20 OFDMA, 26T	-1.86	0.65
	802.11be EHT20 OFDMA, 52T	0.97	1.25
	802.11be EHT20 OFDMA, 52T+26T	0.82	1.21
	802.11be EHT20 OFDMA, 106T	3.80	2.40
	802.11be EHT20 OFDMA, 106T+26T	3.78	2.39
	802.11be EHT20 OFDMA, 242T	7.20	5.25
6565-6845	802.11be EHT40 OFDMA, 484T	10.37	10.89
6625-6785	802.11be EHT80 OFDMA, 484T+242T	10.72	11.80
6625-6785	802.11be EHT80 OFDMA, 996T	12.82	19.14
6665	802.11be EHT160 OFDMA, 996T+484T	13.42	21.98
6665	802.11be EHT160 OFDMA, 2x996T	15.22	33.27
<b>SP</b>			
6535-6855	802.11a	25.31	339.63
	802.11be EHT20 OFDMA, 26T	16.62	45.92
	802.11be EHT20 OFDMA, 52T	19.25	84.14
	802.11be EHT20 OFDMA, 52T+26T	19.84	96.38
	802.11be EHT20 OFDMA, 106T	22.12	162.93
	802.11be EHT20 OFDMA, 106T+26T	21.92	155.60
	802.11be EHT20 OFDMA, 242T	25.58	361.41
6565-6845	802.11be EHT40 OFDMA, 484T	26.28	424.62
6625-6785	802.11be EHT80 OFDMA, 484T+242T	26.40	436.52
6625-6785	802.11be EHT80 OFDMA, 996T	23.54	225.94
6665	802.11be EHT160 OFDMA, 996T+484T	24.09	256.45
6665	802.11be EHT160 OFDMA, 2x996T	24.43	277.33

**U-NII 8 (6.875-7.125 GHz) BAND**

Frequency Range (MHz)	Mode	e.i.r.p. Power (dBm)	Output Power (mW)
<b>LPI</b>			
6875-7115	802.11a	7.49	5.61
	802.11be EHT20 OFDMA, 26T	-1.27	0.75
	802.11be EHT20 OFDMA, 52T	1.09	1.29
	802.11be EHT20 OFDMA, 52T+26T	0.98	1.25
	802.11be EHT20 OFDMA, 106T	4.03	2.53
	802.11be EHT20 OFDMA, 106T+26T	4.07	2.55
	802.11be EHT20 OFDMA, 242T	7.57	5.71
6885-7085	802.11be EHT40 OFDMA, 484T	10.61	11.51
6865-7025	802.11be EHT80 OFDMA, 484T+242T	13.52	22.49
	802.11be EHT80 OFDMA, 996T	14.25	26.61
6825-6985	802.11be EHT160 OFDMA, 996T+484T	14.43	27.73
	802.11be EHT160 OFDMA, 2x996T	15.05	31.99
6745-6905	802.11be EHT320 OFDMA, 2x996T+484T	16.95	49.55
	802.11be EHT320 OFDMA, 3x996T	16.89	48.87
	802.11be EHT320 OFDMA, 3x996T+484T	16.93	49.32
	802.11be EHT320 OFDMA, 4x996T	18.59	72.28

**6.4. DESCRIPTION OF AVAILABLE ANTENNAS**

The antenna(s) gain and type, as provided by the manufacturer' are as follows:

Type	Frequency Range (MHz)	Maximum Gain Chain 0 (dBi)	Maximum Gain Chain 1 (dBi)
PIFA	5925-6425	7.27	5.75
	6425-6525	7.42	5.56
	6525-6875	7.60	5.56
	6875-7125	6.54	4.80

**6.5. SOFTWARE AND FIRMWARE**

The EUT firmware installed during testing was 1.0.3808.9500

## 6.6. WORST-CASE CONFIGURATION AND MODE

Radiated emissions below 1GHz, above 18GHz, and power line conducted emission were performed with the EUT set to transmit at the channel with highest output power as worst-case scenario. These scans were chosen and run based on higher power measurements than reported.

For all modes, tests were performed with the EUT set at the 2Tx MIMO mode with power setting equal to SISO modes as the worst-case scenario thus MIMO is representative of SISO.

Radiated emissions between 1GHz and 18GHz were performed with the EUT set to transmit at the highest power on low and high channels on all modes for bandedge and low, middle and high channels on modes with worst-case power/PSD for harmonics and spurious.

The EUT is intended to operate in only one orientation, therefore, all final radiated testing was performed with the EUT in this intended orientation of operation.

All testing performed in 2Tx mode (NSS=1), where power per chain is equivalent to the 1Tx power on each chain. Based on preliminary testing, this allows 2Tx testing to cover all 1Tx testing.

Worst-case data rates as provided by the client were:

802.11a mode: 6 Mbps

802.11be EHT20mode: MCS0 (Nss = 1)

802.11be EHT40mode: MCS0 (Nss = 1)

802.11be EHT80mode: MCS0 (Nss = 1)

802.11be EHT160mode: MCS0 (Nss = 1)

802.11be EHT320mode: MCS0 (Nss = 1)

For some of the wider MRU modes (80MHz+), testing was done in contiguous (C) and two non-contiguous (N and N2) modes. The difference between the two non-contiguous modes is the location of the gap. i.e. 996T+484T+996T(N) = [996T][484T][GAP][996T], whereas 996T+484T+996T(N2) = [996T][GAP][484T][996T]

802.11be modes were determined by the following:

- 802.11be EHT20: 26T, 52T, 52T+26T, 106T, 106T+26T, and 242T modes tested.
- 802.11be EHT40: 484T mode tested. Lower tone modes are covered by the EHT20 modes.
- 802.11be EHT80: 484T+242T(C and N), 242T+484T(N), 996T, and SU modes tested. Lower tone modes are covered by the EHT20 and EHT40 modes.
- 802.11be EHT160: 996T+484T(C and N), 484T+996T(N), 2x996T, and SU modes tested. Lower tone modes are covered by the EHT20, EHT40, and EHT80 modes.
- 802.11be EHT320: 2x996T+484T (C and N), 996T+484T+996T (N and N2), 3x996T(C, N, and N2), 3x996T+484T (N), 996T+484T+2x996T (N and N2), 2x996T+484T+996T(N and N2), 4x996T modes tested. Lower tone modes are covered by the EHT20, EHT40, and EHT80, and EHT160 modes.

Except for power and PSD, Bands UNII 5 and 7 were tested in standard power mode and UNII 6 and 8 were tested in Low Power Indoor mode.

Note: Only representative plots included for PSD and BW measurements.

EUT has option of 2 displays, based on premeasurements, Display 1 tested for all bands.

Note: Based on preliminary tests, the channel puncturing configurations are addressed by MRU tests for band edge and mask measurements

## 6.7. DESCRIPTION OF TEST SETUP

### SUPPORT EQUIPMENT

Support Equipment List				
Description	Manufacturer	Model	Serial Number	FCC ID
Power Supply	Microsoft	PN: M1140030-007	0C130Z08EV337	NA
USB Drive	PNY	16GB	NA	NA
Headphones	Sony	NA	NA	NA
USB C to Ethernet	TP-link	UE300C	2234082002838	NA
Switch	Linksys	EFAH05WVER.3	RA13048005308 EH1040 MA	NA

### I/O CABLES

I/O Cable List						
Cable No.	Port	# of Identical Ports	Connector Type	Cable Type	Cable Length (m)	Remarks
1	USB-C	2	USB-C	Shielded	>3m	EUT to Power Supply
2	Aux	1	Aux	Shielded	<3m	Headphones
3	USB-A	1	USB-A	Shielded	<3m	EUT to USB Drive
4	USB-C	2	USB-C	Shielded	>3m	USB to Ethernet adapter Ethernet is unshielded

### TEST SETUP

The EUT is setup as a standalone device.

### SETUP DIAGRAM

Please refer to R14932101-EP1a for setup diagrams



## 7. MEASUREMENT METHOD

On Time and Duty Cycle: KDB 789033 D02 v02r01, Section B.

26 dB Emission BW: KDB 789033 D02 v02r01, Section C.1

99% BW: KDB 789033 D02 v02r01, Section D

Conducted Output Power: KDB 789033 D02 v02r01, Section II E.3.b (Method PM-G).

Power Spectral Density (PSD): KDB 789033 D02 v02r01, Section F

Spurious emissions within 5.925-7.125 GHz Band (Emissions Mask): KDB 987594 D02 EMC Measurement Section II-J

Unwanted emissions in restricted bands: KDB 789033 D02 v02r01, Sections G.3, G.4, G.5, and G.6.

Unwanted emissions in non-restricted bands: KDB 789033 D02 v02r01, Sections G.3, G.4, and G.5.

AC Power Line Conducted Emissions: ANSI C63.10-2013, Section 6.2.

Radiated Spurious Emissions Below 30MHz: ANSI C63.10-2013 Section 6.4

## 8. TEST AND MEASUREMENT EQUIPMENT

The following test and measurement equipment was utilized for the tests documented in this report:

Test Equipment Used - Radiated Disturbance Emissions Test Equipment (Morrisville – Chamber 1)

Equipment ID	Description	Manufacturer	Model Number	Last Cal.	Next Cal.
<b>1-18 GHz</b>					
206211	Double-Ridged Waveguide Horn Antenna, 1 to 18 GHz	ETS Lindgren	3117	2023-04-06	2024-04-06
<b>18-40 GHz</b>					
204704	Horn Antenna, 18-26.5GHz	Com-Power	AH-826	2023-07-20	2025-07-20
204705	Horn Antenna, 26-40GHz	Com-Power	AH-640	2023-07-20	2025-07-20
<b>Gain-Loss Chains</b>					
91979	Gain-loss string: 1-18GHz	Various	Various	2023-05-16	2024-05-16
135999	Gain-loss string: 18-40GHz	Various	Various	2023-05-16	2024-05-16
<b>Receiver &amp; Software</b>					
206496	Spectrum Analyzer	Rohde & Schwarz	ESW44	2023-03-24	2024-03-24
SOFTEMI	EMI Software	UL	Version 9.5 (18 Oct 2021)		
<b>Additional Equipment used</b>					
241205	Environmental Meter	Fisher Scientific	15-077-963	2023-09-05	2025-09-05
170112	10dB Pad, DC-18GHz, 5W	Mini-Circuits	BW-N10W5+	2023-11-09	2024-11-09

Test Equipment Used - Radiated Disturbance Emissions Test Equipment (Morrisville – Chamber 4)

Equipment ID	Description	Manufacturer/Brand	Model Number	Last Cal.	Next Cal.
<b>1-18 GHz</b>					
89509	Double-Ridged Waveguide Horn Antenna, 1 to 18 GHz	ETS Lindgren	3117	2023-05-23	2025-05-23
<b>Gain-Loss Chains</b>					
207640	Gain-loss string: 1-18GHz	Various	Various	2023-05-17	2024-05-17
<b>Receiver &amp; Software</b>					
197955	Spectrum Analyzer	Rohde & Schwarz	ESW44	2023-04-10	2024-04-10
SOFTEMI	EMI Software	UL	Version 9.5 (18 Oct 2021)		
<b>Additional Equipment used</b>					
241204	Environmental Meter	Fisher Scientific	15-077-963	2023-09-05	2025-09-05
216159 (HPF019)	7GHz high-pass filter, 2W, Fhigh =18GHz	Micro-Tronics	HPM50107	2023-02-15	2024-02-29

Test Equipment Used - Radiated Disturbance Emissions Test Equipment (Morrisville – Chamber 2)

Equipment ID	Description	Manufacturer/Brand	Model Number	Last Cal.	Next Cal.
<b>0.009-30MHz</b>					
65682	Active Loop Antenna	ETS-Lindgren	6502	2023-10-03	2024-10-03
<b>30-1000 MHz</b>					
85717	Hybrid Broadband Antenna	Sunol Sciences Corp.	JB1	2023-03-01	2024-03-01
<b>1-18 GHz</b>					
86408	Double-Ridged Waveguide Horn Antenna, 1 to 18 GHz	ETS Lindgren	3117	2023-06-19	2025-06-19
<b>Gain-Loss Chains</b>					
91975	Gain-loss string: 0.009-30MHz	Various	Various	2023-06-06	2024-06-06
91978	Gain-loss string: 25-1000MHz	Various	Various	2023-06-06	2024-06-06
91977	Gain-loss string: 1-18GHz	Various	Various	2023-06-06	2024-06-06
<b>Receiver &amp; Software</b>					
197954	Spectrum Analyzer	Rohde & Schwarz	ESW44	2023-02-02	2024-02-02
SOFTEMI	EMI Software	UL	Version 9.5 (18 Oct 2021)		
<b>Additional Equipment used</b>					
200540	Environmental Meter	Fisher Scientific	15-077-963	2023-07-19	2025-07-19
35879	10dB Pad, DC-18GHz, 5W	Mini-Circuits	BW-N10W5+	2023-11-09	2024-11-09

Test Equipment Used - Line-Conducted Emissions – Voltage (Morrisville – Conducted 1)

Equipment ID	Description	Manufacturer	Model Number	Last Cal.	Next Cal.
CBL087	Coax cable, RG223, N-male to BNC-male, 20-ft.	Pasternack	PE3W06143-240	2023-04-04	2024-04-04
179892	Environmental Meter	Fisher Scientific	15-077-963	2023-07-26	2024-06-31
80391	LISN, 50-ohm/50-uH, 250uH 2-conductor, 25A	Fischer Custom Com.	FCC-LISN-50/250-25-2-01	2023-07-31	2024-07-31
75141	EMI Test Receiver 9kHz-7GHz	Rohde & Schwarz	ESCI 7	2023-08-01	2024-08-01
52859	Transient Limiter, 0.009-100MHz	Electro-Metrics	EM-7600	2023-04-04	2024-04-04
PS215	AC Power Source	Elgar	CW2501M	NA	NA
SOFTEMI	EMI Software	UL	Version 9.5 (18 Oct 2021)		
91432	LISN, 50-ohm/50-uH, 2-conductor, 25A (For support gear only.)	Solar Electronics	8012-50-R-24-BNC	NA	NA

Test Equipment Used - Wireless Conducted Measurement Equipment

Equipment ID	Description	Manufacturer	Model Number	Last Cal.	Next Cal.
90418	Peak and Avg Power Sensor, 50MHz to 18GHz	Keysight Technologies	N1921A	2023-02-02	2024-02-02
90411	Spectrum Analyzer	Keysight Technologies	N9030A	2023-08-02	2024-08-02
135121	RF Power Meter	Keysight Technologies	N1911A	2023-07-12	2024-07-31
135125	Peak and Avg Power Sensor, 50MHz to 18GHz	Keysight Technologies	N1921A	2023-08-21	2024-08-21
90418	Peak and Avg Power Sensor, 50MHz to 18GHz	Keysight Technologies	N1921A	2023-08-21	2024-08-21
134477	RF Power Meter	Keysight Technologies	N1912A	2023-08-04	2024-08-04
90416	Spectrum Analyzer	Keysight Technologies	N9030A	2023-06-09	2024-06-30
238710	Environmental Meter	Fisher Scientific	15-077-963	2023-07-26	2024-07-31
211056	Real-Time Peak Power Sensor 50MHz to 8GHz	Boonton	RTP5000	2023-08-01	2024-08-01
211055	Real-Time Peak Power Sensor 50MHz to 8GHz	Boonton	RTP5000	2023-08-01	2024-08-01
211058	Real-Time Peak Power Sensor 50MHz to 8GHz	Boonton	RTP5000	2023-08-01	2024-08-01
Power Software	Boonton Power Analyzer	Boonton	Version 3.0.13.0	NA	NA
SOFTEMI	Antenna Port Software	UL	Version 2022.8.16	NA	NA
207726	Temp/Humid Chamber	Thermotron	SM-32-8200	2023-01-20	2024-01-20
<b>Additional Equipment used</b>					
226563	SMA Coaxial 10dB Attenuator 25MHz-18GHz	CentricRF	C18S2-10	2023-02-16	2024-02-16
226552	SMA Coaxial 20dB Attenuator 25MHz-18GHz	CentricRF	C18S2-20	2023-02-16	2024-02-16
226551	SMA Coaxial 20dB Attenuator 25MHz-18GHz	CentricRF	C18S2-20	2023-02-16	2024-02-16
Pad A	SMA Coaxial 20dB Attenuator 25MHz-18GHz	CentricRF	NA	2023-02-16	2024-02-29
Pad B	SMA Coaxial 20dB Attenuator 25MHz-18GHz	CentricRF	NA	2023-02-16	2024-02-29
CBL105	Micro-Coax UTIFLEX Cable Assembly, Low Loss	Carlisle Interconnect Technologies	UFB-197C-0-0160-300300	2023-02-17	2024-02-17
CBL031	SMA Male to SMA Male Cable Using PE-P141 Coax - 12"	Pasternack	Sucoflex 104PEA	2023-06-27	2024-06-27
CBL030	SMA Male to SMA Male Cable Using PE-P141 Coax - 12"	Pasternack	Sucoflex 104PEA	2023-06-27	2024-06-27

Equipment ID	Description	Manufacturer	Model Number	Last Cal.	Next Cal.
CBL012	Micro-Coax UTiFLEX Cable Assembly, Low Loss	Carlisle Interconnect Technologies	UFB293C-0-2400-300300	2023-01-05	2024-01-05
CBL091	Micro-Coax UTiFLEX Cable Assembly, Low Loss,40Ghz	Carlisle Interconnect Technologies	UFA147A-2-0360-200200	2023-02-17	2024-02-17
CBL092	Micro-Coax UTiFLEX Cable Assembly, Low Loss,40Ghz	Carlisle Interconnect Technologies	UFA147A-2-0360-200200	2023-02-17	2024-02-17

Note: All equipment within calibration at time of use.

## 9. ANTENNA PORT TEST RESULTS

### 9.1. ON TIME AND DUTY CYCLE

#### LIMITS

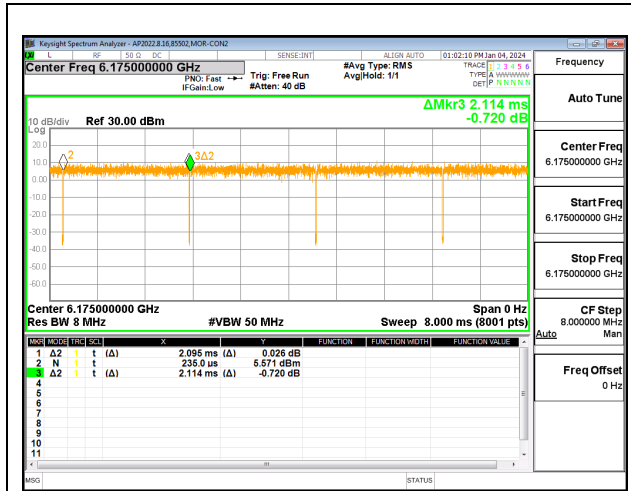
None; for reporting purposes only.

#### TEST PROCEDURE

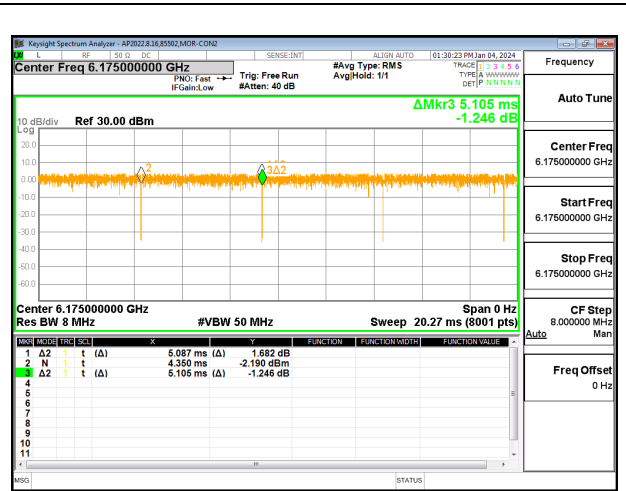
KDB 789033 Zero-Span Spectrum Analyzer Method.

#### RESULTS

Mode	ON Time B (msec)	Period (msec)	Duty Cycle x (linear)	Duty Cycle (%)	Voltage AV Duty Cycle Correction Factor (dB)	RMS AV Duty Cycle Correction Factor (dB)
802.11a CDD	2.095	2.114	0.991	99.10	0.00	0.00
802.11be EHT20 26T	5.087	5.105	0.996	99.65	0.00	0.00
802.11be EHT20 52T	5.074	5.095	0.996	99.59	0.00	0.00
802.11be EHT20 52T+26T	5.062	5.079	0.997	99.67	0.00	0.00
802.11be EHT20 106T	4.766	4.787	0.996	99.56	0.00	0.00
802.11be EHT20 106T+26T	4.816	4.835	0.996	99.61	0.00	0.00
802.11be EHT20 242T	4.667	4.686	0.996	99.59	0.00	0.00
802.11be EHT40 484T	1.2610	1.2790	0.986	98.59	0.00	0.00
802.11be EHT80 484T+242T	1.2360	1.2540	0.986	98.56	0.00	0.00
802.11be EHT80 996T	0.9075	0.9259	0.980	98.01	0.00	0.00
802.11be EHT160 996T+484T	0.928	0.946	0.981	98.10	0.00	0.00
802.11be EHT160 2*996T	5.452	5.472	0.996	99.63	0.00	0.00
802.11be EHT320 2*996T+484T (C)	0.578	0.596	0.969	96.93	0.27	0.14
802.11be EHT320 2*996T+484T (N)	0.579	0.597	0.970	96.98	0.27	0.13
802.11be EHT320 996T+484T+996T (N)	0.579	0.597	0.970	96.98	0.27	0.13
802.11be EHT320 996T+484T+996T (N2)	0.579	0.597	0.970	96.98	0.27	0.13
802.11be EHT320 3*996T (C)	0.488	0.507	0.963	96.25	0.33	0.17
802.11be EHT320 3*996T (N)	0.483	0.507	0.953	95.27	0.42	0.21
802.11be EHT320 3*996T (N2)	0.483	0.507	0.953	95.27	0.42	0.21
802.11be EHT320 3*996T+484T (C)	0.429	0.448	0.959	95.93	0.36	0.18
802.11be EHT320 996T+484T+2*996T (N)	0.429	0.447	0.960	95.97	0.36	0.18
802.11be EHT320 996T+484T+2*996T (N2)	0.433	0.451	0.960	96.01	0.35	0.18
802.11be EHT320 2*996T+484T+996T (N)	0.433	0.451	0.960	96.01	0.35	0.18
802.11be EHT320 2*996T+484T+996T (N2)	0.431	0.449	0.960	95.99	0.36	0.18
802.11be EHT320 4*996T	5.456	5.476	0.996	99.63	0.00	0.00



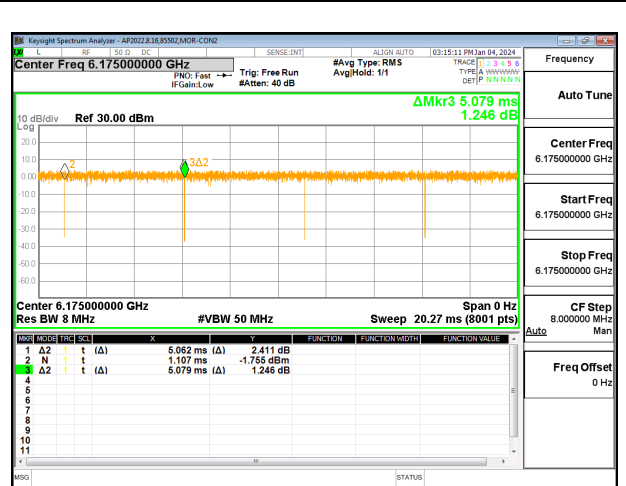
802.11a MODE



802.11be EHT20 26T MODE



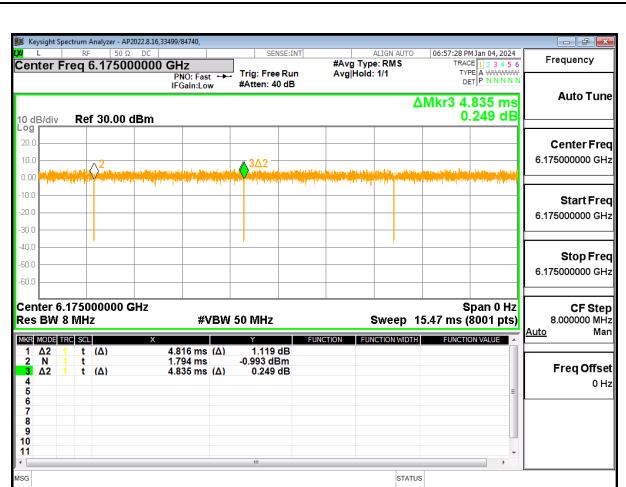
802.11be EHT20 52T MODE



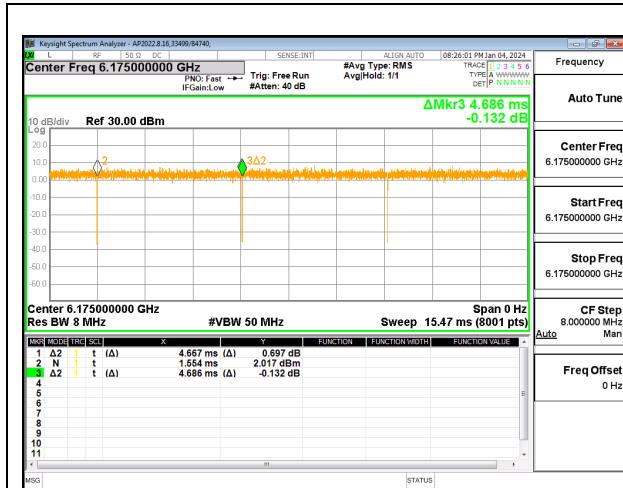
802.11be EHT20 52T+26T MODE



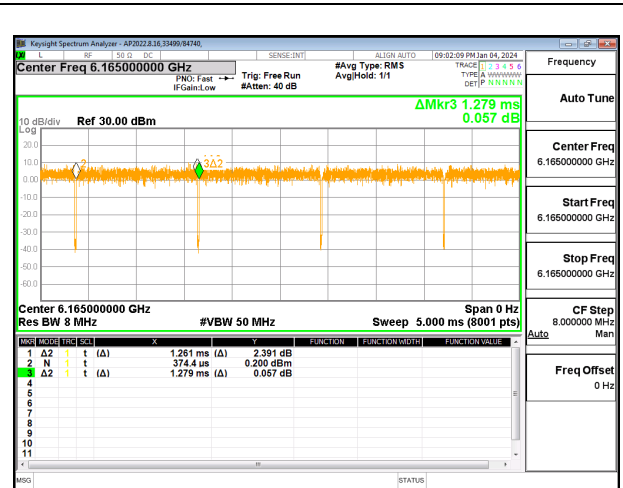
802.11be EHT20 106T MODE



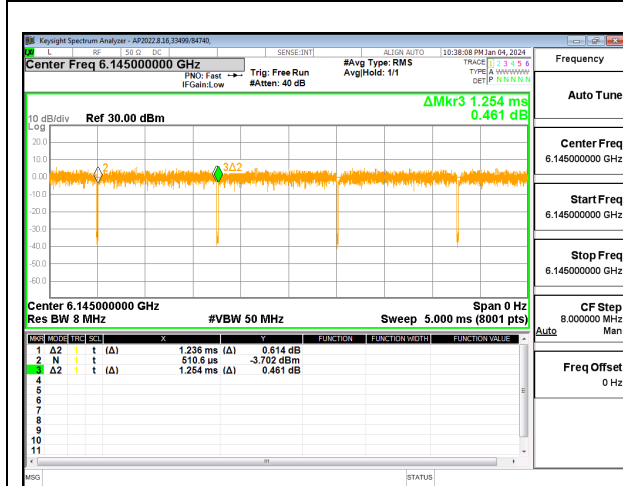
802.11be EHT20 106T+26T MODE



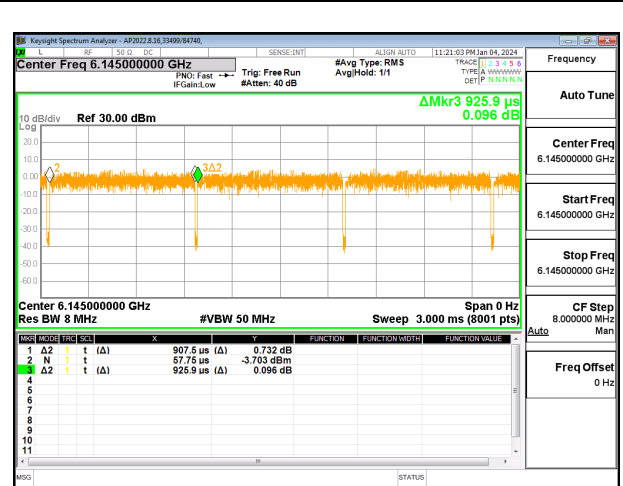
802.11be EHT20 242T MODE



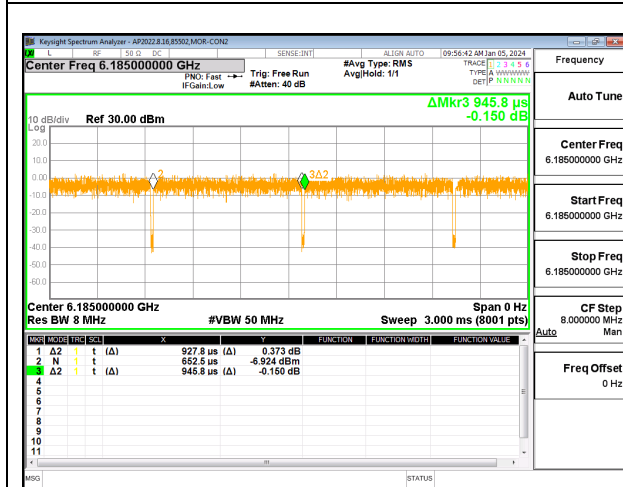
802.11be EHT40 484T MODE



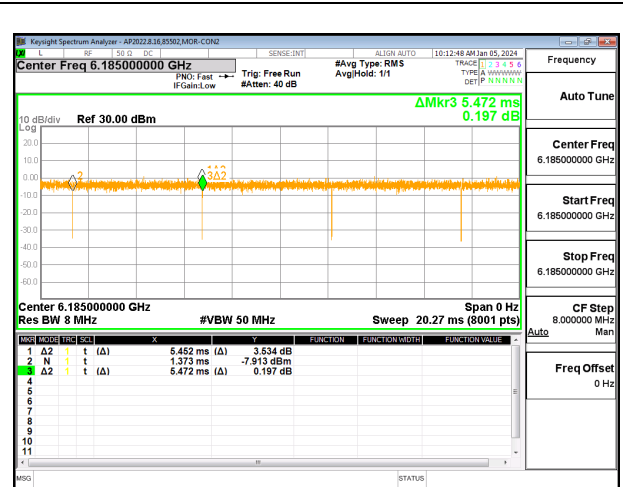
802.11be EHT80 484T+242T MODE



802.11be EHT80 996T MODE

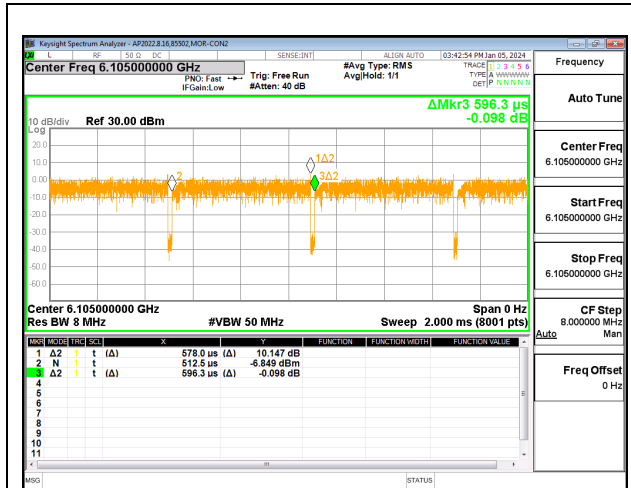


802.11be EHT160 996T+484T MODE

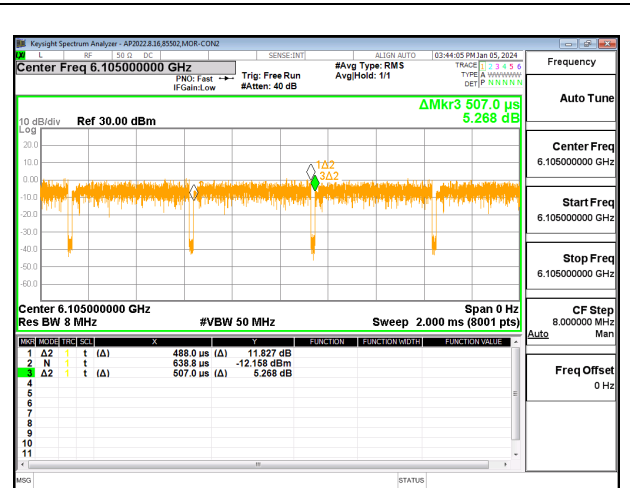


802.11be EHT160 2x996T MODE

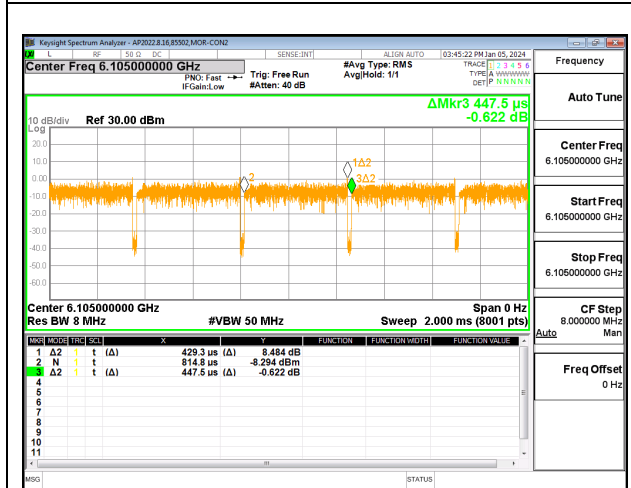




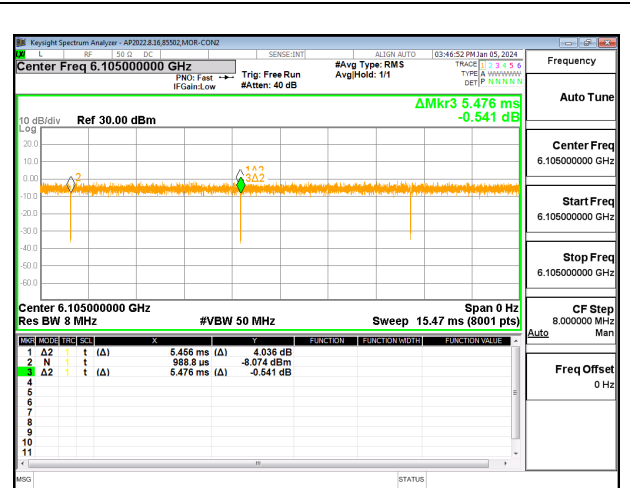
802.11be EHT320 2x996T+484T MODE



802.11be EHT320 3x996T MODE



802.11be EHT320 3x996T+484T MODE



802.11be EHT160 4x996T MODE

## 9.2. OUTPUT POWER AND PSD

### LIMITS

FCC §15.407 (7) (8)  
RSS-248 4.5.3 and 4.5.5

Band 5.925-7.125 GHz

(7) For client devices, except for fixed client devices as defined in this subpart, operating under the control of a standard power access point in 5.925-6.425 GHz and 6.525-6.875 GHz bands, the maximum power spectral density must not exceed 17 dBm e.i.r.p. in any 1-megahertz band, and the maximum e.i.r.p. over the frequency band of operation must not exceed 30 dBm and the device must limit its power to no more than 6 dB below its associated standard power access point's authorized transmit power.

(8) For client devices operating under the control of an indoor access point in the 5.925-7.125 GHz bands, the maximum power spectral density must not exceed -1 dBm e.i.r.p. in any 1-megahertz band, and the maximum e.i.r.p. over the frequency band of operation must not exceed 24 dBm.

#### 4.5.3 Power limits for low-power client devices

The following limits shall apply to low-power client devices:

- a. the maximum e.i.r.p. spectral density shall not exceed -1 dBm/MHz and
- b. the maximum e.i.r.p. over the 5925-7125 MHz frequency band shall not exceed 24 dBm

#### 4.5.5 Power limits for standard client devices

The following limits shall apply to standard client devices:

- a. the maximum e.i.r.p. spectral density shall not exceed 17 dBm/MHz
- b. the maximum e.i.r.p. over the 5925-6875 MHz frequency band shall not exceed 30 dBm and
- c. the maximum power limits shall remain at least 6 dB below the power levels authorized for the associated standard-power access point

### TEST PROCEDURE

The measurement method used for output power is KDB 789033 D02 v02r01, Section E.3.b (Method PM-G).

The measurement method used for power spectral density is KDB 789033 D02 v02r01, Section F

The power output was measured on the EUT antenna port using SMA cable with 10dB attenuator connected to a power meter via wideband average power sensor. Gated average output power was read directly from power meter. For PSD, EUT was connected to a spectrum analyzer for measurement.

### DIRECTIONAL ANTENNA GAIN

Tx chains are uncorrelated for power and correlated for PSD. The directional gains are as follows:

Frequency Range (MHz)	Maximum Gain Chain 0 (dBi)	Maximum Gain Chain 1 (dBi)	MIMO Uncorrelated Gain (dBi)	MIMO Correlated Gain (dBi)
5925-6425	7.27	5.75	4.68	7.41
6425-6525	7.42	5.56	5.61	8.35
6525-6875	7.60	5.56	5.61	8.37
6875-7125	6.54	4.80	4.21	6.65

Directional gains for MIMO operations were declared by the manufacturer.

Note: for channels occupying 2 bands, worst-case gain was used.

### RESULTS

### 9.2.1. 802.11a MODE 2TX IN THE UNII-5 BAND

#### 2TX CHAIN 0 + CHAIN 1 CDD OFDMA MODE – STANDARD POWER

<b>Test Engineer:</b>	85502
<b>Test Date:</b>	2024/01/04 – 2024/03/08

#### Bandwidth, Antenna Gain and Limits

Channel	Frequency (MHz)	Directional Gain for Power (dBi)	Directional Gain for PSD (dBi)	e.i.r.p. Power Limit (dBm)	PSD Limit (dBm)
Low	5955	4.68	7.41	30.00	17.00
Mid	6175	4.68	7.41	30.00	17.00
High	6415	4.68	7.41	30.00	17.00

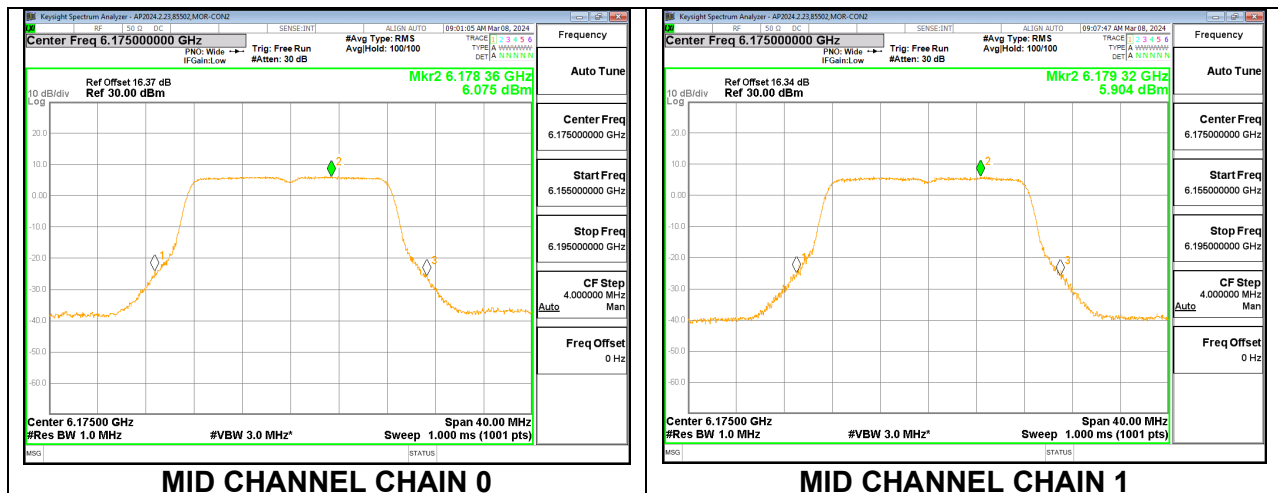
<b>Duty Cycle CF (dB)</b>	0.00	<b>Included in Calculations of Corr'd PSD</b>
---------------------------	------	---

#### Output Power Results

Channel	Frequency (MHz)	Chain 0 Meas Power (dBm)	Chain 1 Meas Power (dBm)	Total Corr'd EIRP (dBm)	Power Limit EIRP (dBm)	Power Margin (dB)
Low	5955	17.72	16.85	25.00	30.00	-5.00
Mid	6175	17.65	17.95	25.49	30.00	-4.51
High	6415	17.50	17.82	25.35	30.00	-4.65

#### PSD Results

Channel	Frequency (MHz)	Chain 0 Meas PSD (dBm)	Chain 1 Meas PSD (dBm)	Total Corr'd EIRP PSD (dBm)	PSD Limit (dBm)	PSD Margin (dB)
Low	5955	5.99	5.74	16.29	17.00	-0.71
Mid	6175	6.08	5.90	16.41	17.00	-0.59
High	6415	5.18	6.69	16.42	17.00	-0.58



**2TX CHAIN 0 + CHAIN 1 CDD OFDMA MODE – LOW POWER INDOOR**

<b>Test Engineer:</b>	85502
<b>Test Date:</b>	2024/01/04

**Bandwidth, Antenna Gain and Limits**

Channel	Frequency (MHz)	Directional Gain for Power (dBi)	Directional Gain for PSD (dBi)	e.i.r.p. Power Limit (dBm)	PSD Limit (dBm)
Low	5955	4.68	7.41	24.00	-1.00
Mid	6175	4.68	7.41	24.00	-1.00
High	6415	4.68	7.41	24.00	-1.00

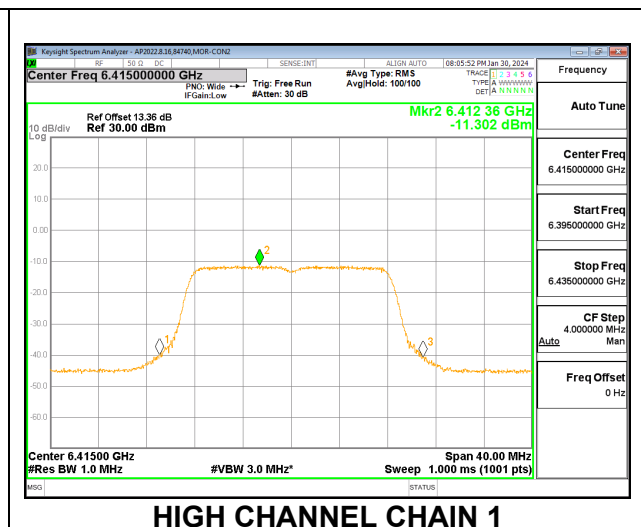
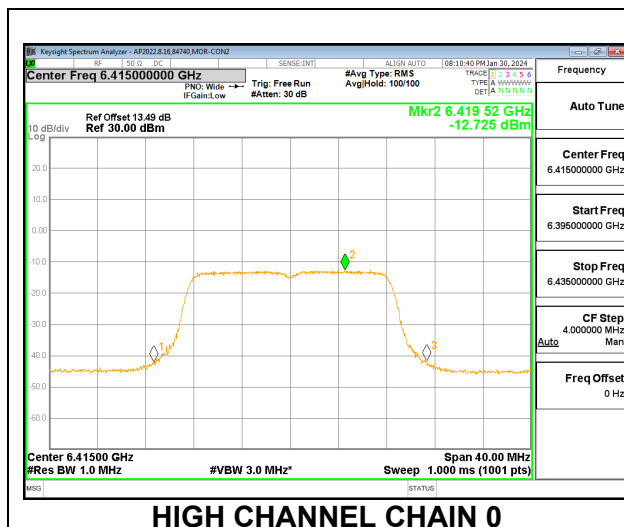
<b>Duty Cycle CF (dB)</b>	0.00	<b>Included in Calculations of Corr'd PSD</b>
---------------------------	------	---

**Output Power Results**

Channel	Frequency (MHz)	Chain 0 Meas Power (dBm)	Chain 1 Meas Power (dBm)	Total Corr'd EIRP (dBm)	Power Limit EIRP (dBm)	Power Margin (dB)
Low	5955	-1.10	-0.88	6.70	24.00	-17.30
Mid	6175	-0.48	-0.30	7.30	24.00	-16.70
High	6415	-0.58	-0.58	7.11	24.00	-16.89

**PSD Results**

Channel	Frequency (MHz)	Chain 0 Meas PSD (dBm)	Chain 1 Meas PSD (dBm)	Total Corr'd EIRP PSD (dBm)	PSD Limit (dBm)	PSD Margin (dB)
Low	5955	-12.38	-12.08	-1.81	-1.00	-0.81
Mid	6175	-12.52	-11.70	-1.67	-1.00	-0.67
High	6415	-12.73	-11.30	-1.54	-1.00	-0.54



### 9.2.2. 802.11be EHT20 MODE 2TX IN THE UNII-5 BAND

#### 2TX CHAIN 0 + CHAIN 1 CDD OFDMA MODE: 26T – STANDARD POWER

<b>Test Engineer:</b>	85502
<b>Test Date:</b>	2024/01/04 – 2024/03/08

#### Bandwidth, Antenna Gain and Limits

Channel	Frequency (MHz)	Directional Gain for Power (dBi)	Directional Gain for PSD (dBi)	e.i.r.p. Power Limit (dBm)	PSD Limit (dBm)
Low	5955	4.68	7.41	30.00	17.00
Mid	6175	4.68	7.41	30.00	17.00
High	6415	4.68	7.41	30.00	17.00

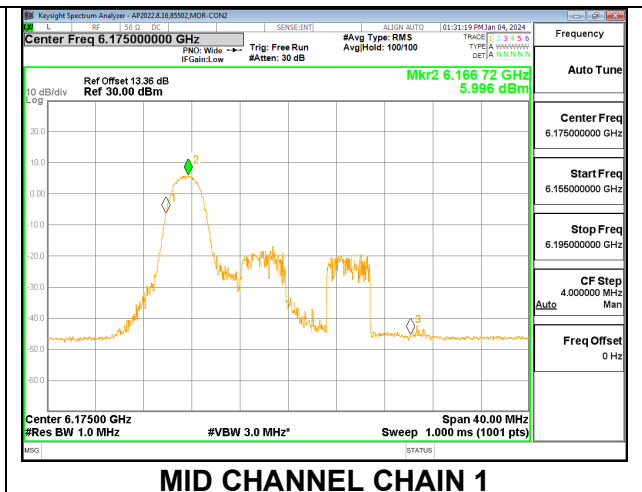
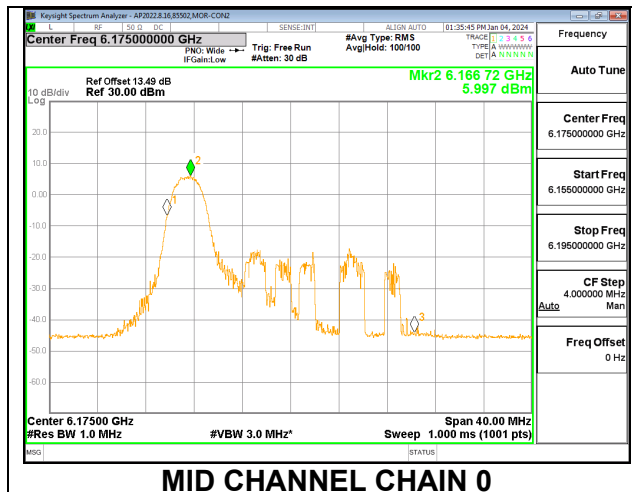
<b>Duty Cycle CF (dB)</b>	0.00	<b>Included in Calculations of Corr'd PSD</b>
---------------------------	------	---

#### Output Power Results

Channel	Frequency (MHz)	Chain 0 Meas Power (dBm)	Chain 1 Meas Power (dBm)	Total Corr'd EIRP (dBm)	Power Limit EIRP (dBm)	Power Margin (dB)
Low	5955	9.35	8.27	16.53	30.00	-13.47
Mid	6175	9.50	8.80	16.85	30.00	-13.15
High	6415	8.68	8.74	16.40	30.00	-13.60

#### PSD Results

Channel	Frequency (MHz)	Chain 0 Meas PSD (dBm)	Chain 1 Meas PSD (dBm)	Total Corr'd EIRP PSD (dBm)	PSD Limit (dBm)	PSD Margin (dB)
Low	5955	5.99	5.57	16.21	17.00	-0.79
Mid	6175	6.00	6.00	16.42	17.00	-0.58
High	6415	5.05	6.31	16.14	17.00	-0.86



**2TX CHAIN 0 + CHAIN 1 CDD OFDMA MODE: 26T – LOW POWER INDOOR**

<b>Test Engineer:</b>	85502
<b>Test Date:</b>	2024/01/04

**Bandwidth, Antenna Gain and Limits**

Channel	Frequency (MHz)	Directional Gain for Power (dBi)	Directional Gain for PSD (dBi)	e.i.r.p. Power Limit (dBm)	PSD Limit (dBm)
Low	5955	4.68	7.41	30.00	17.00
Mid	6175	4.68	7.41	30.00	17.00
High	6415	4.68	7.41	30.00	17.00

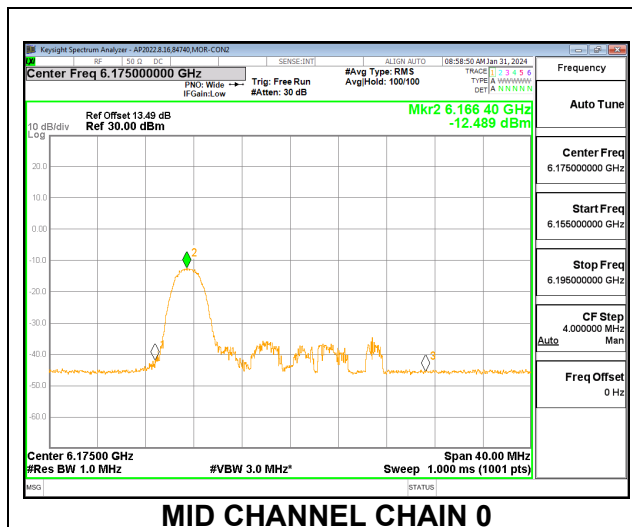
<b>Duty Cycle CF (dB)</b>	0.00	<b>Included in Calculations of Corr'd PSD</b>
---------------------------	------	---

**Output Power Results**

Channel	Frequency (MHz)	Chain 0 Meas Power (dBm)	Chain 1 Meas Power (dBm)	Total Corr'd EIRP (dBm)	Power Limit EIRP (dBm)	Power Margin (dB)
Low	5955	-9.83	-9.63	-2.04	24.00	-26.04
Mid	6175	-8.55	-8.27	-0.72	24.00	-24.72
High	6415	-8.87	-9.09	-1.29	24.00	-25.29

**PSD Results**

Channel	Frequency (MHz)	Chain 0 Meas PSD (dBm)	Chain 1 Meas PSD (dBm)	Total Corr'd EIRP PSD (dBm)	PSD Limit (dBm)	PSD Margin (dB)
Low	5955	-12.53	-12.10	-1.89	-1.00	-0.89
Mid	6175	-12.49	-11.59	-1.59	-1.00	-0.59
High	6415	-12.69	-11.62	-1.70	-1.00	-0.70



**2TX CHAIN 0 + CHAIN 1 CDD OFDMA MODE: 52T – STANDARD POWER**

<b>Test Engineer:</b>	85502
<b>Test Date:</b>	2024/01/04

**Bandwidth, Antenna Gain and Limits**

Channel	Frequency (MHz)	Directional Gain for Power (dBi)	Directional Gain for PSD (dBi)	e.i.r.p. Power Limit (dBm)	PSD Limit (dBm)
Low	5955	4.68	7.41	30.00	17.00
Mid	6175	4.68	7.41	30.00	17.00
High	6415	4.68	7.41	30.00	17.00

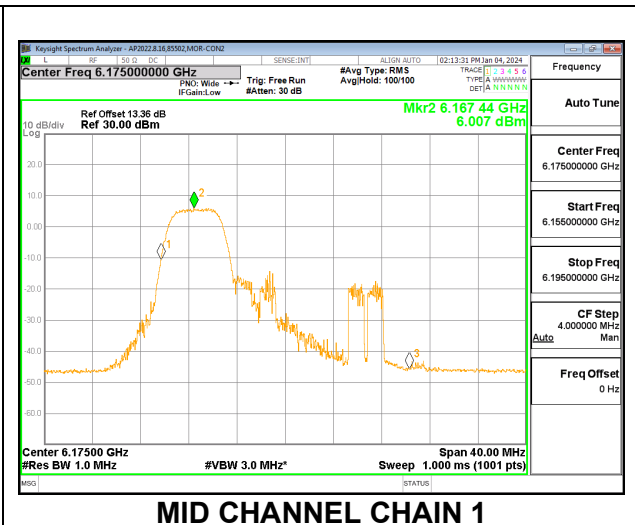
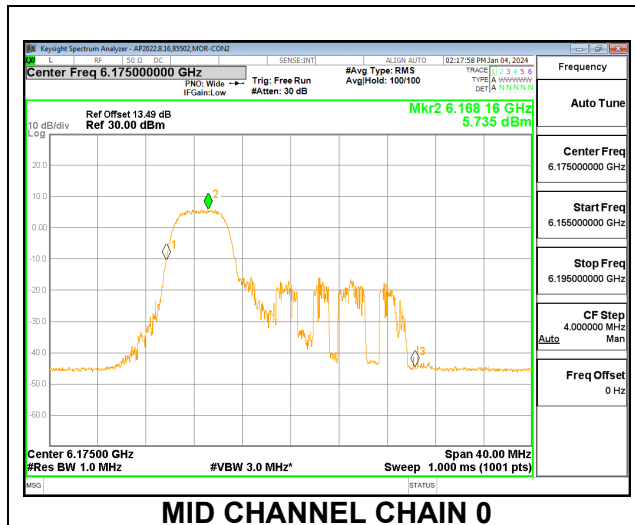
<b>Duty Cycle CF (dB)</b>	0.00	<b>Included in Calculations of Corr'd PSD</b>
---------------------------	------	---

**Output Power Results**

Channel	Frequency (MHz)	Chain 0 Meas Power (dBm)	Chain 1 Meas Power (dBm)	Total Corr'd EIRP (dBm)	Power Limit EIRP (dBm)	Power Margin (dB)
Low	5955	11.91	10.95	19.15	30.00	-10.85
Mid	6175	12.11	11.58	19.54	30.00	-10.46
High	6415	11.21	11.25	18.92	30.00	-11.08

**PSD Results**

Channel	Frequency (MHz)	Chain 0 Meas PSD (dBm)	Chain 1 Meas PSD (dBm)	Total Corr'd EIRP PSD (dBm)	PSD Limit (dBm)	PSD Margin (dB)
Low	5955	5.72	5.91	16.23	17.00	-0.77
Mid	6175	5.74	6.01	16.29	17.00	-0.71
High	6415	5.12	6.34	16.19	17.00	-0.81



**2TX CHAIN 0 + CHAIN 1 CDD OFDMA MODE: 52T – LOW POWER INDOOR**

<b>Test Engineer:</b>	85502
<b>Test Date:</b>	2024/01/04

**Bandwidth, Antenna Gain and Limits**

Channel	Frequency (MHz)	Directional Gain for Power (dBi)	Directional Gain for PSD (dBi)	e.i.r.p. Power Limit (dBm)	PSD Limit (dBm)
Low	5955	4.68	7.41	30.00	17.00
Mid	6175	4.68	7.41	30.00	17.00
High	6415	4.68	7.41	30.00	17.00

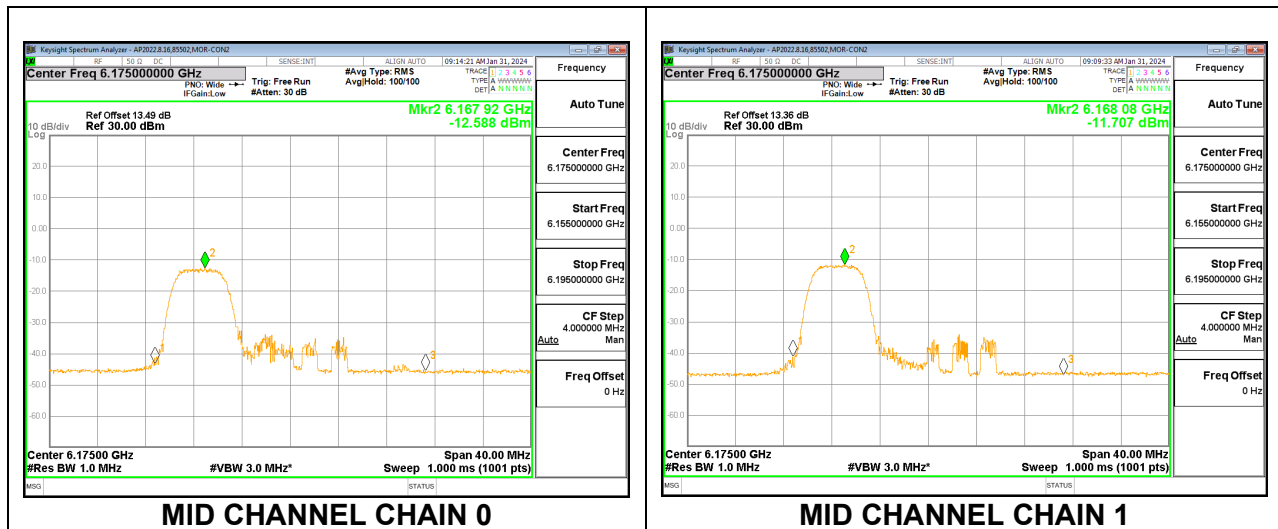
<b>Duty Cycle CF (dB)</b>	0.00	<b>Included in Calculations of Corr'd PSD</b>
---------------------------	------	---

**Output Power Results**

Channel	Frequency (MHz)	Chain 0 Meas Power (dBm)	Chain 1 Meas Power (dBm)	Total Corr'd EIRP (dBm)	Power Limit EIRP (dBm)	Power Margin (dB)
Low	5955	-6.84	-6.61	0.97	24.00	-23.03
Mid	6175	-6.20	-5.76	1.72	24.00	-22.28
High	6415	-6.49	-6.73	1.08	24.00	-22.92

**PSD Results**

Channel	Frequency (MHz)	Chain 0 Meas PSD (dBm)	Chain 1 Meas PSD (dBm)	Total Corr'd EIRP PSD (dBm)	PSD Limit (dBm)	PSD Margin (dB)
Low	5955	-12.36	-12.00	-1.75	-1.00	-0.75
Mid	6175	-12.59	-11.71	-1.70	-1.00	-0.70
High	6415	-13.00	-11.63	-1.84	-1.00	-0.84





**2TX CHAIN 0 + CHAIN 1 CDD OFDMA MODE: 52T+26T – STANDARD POWER**

<b>Test Engineer:</b>	85502
<b>Test Date:</b>	2024/01/04

**Bandwidth, Antenna Gain and Limits**

Channel	Frequency (MHz)	Directional Gain for Power (dBi)	Directional Gain for PSD (dBi)	e.i.r.p. Power Limit (dBm)	PSD Limit (dBm)
Low	5955	4.68	7.41	30.00	17.00
Mid	6175	4.68	7.41	30.00	17.00
High	6415	4.68	7.41	30.00	17.00

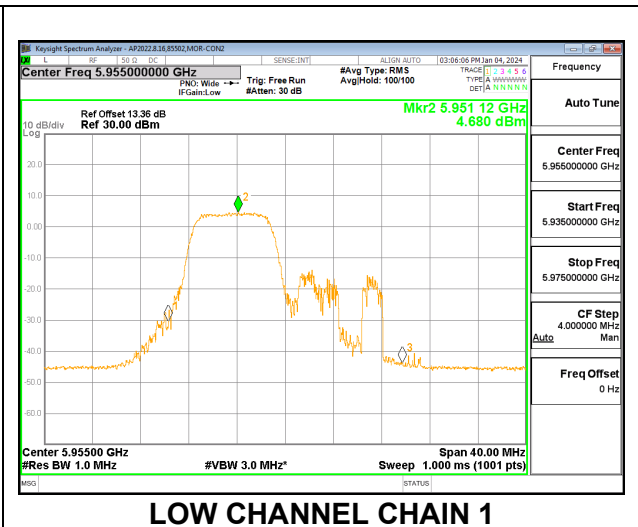
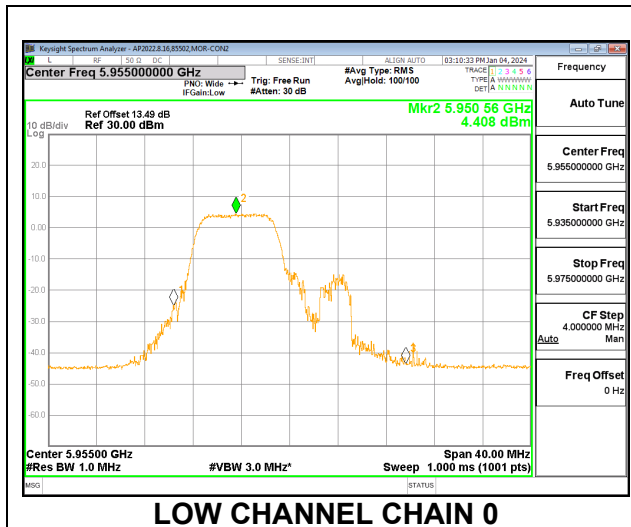
<b>Duty Cycle CF (dB)</b>	0.00	<b>Included in Calculations of Corr'd PSD</b>
---------------------------	------	---

**Output Power Results**

Channel	Frequency (MHz)	Chain 0 Meas Power (dBm)	Chain 1 Meas Power (dBm)	Total Corr'd EIRP (dBm)	Power Limit EIRP (dBm)	Power Margin (dB)
Low	5955	12.15	11.47	19.51	30.00	-10.49
Mid	6175	12.38	11.89	19.83	30.00	-10.17
High	6415	11.51	11.58	19.24	30.00	-10.76

**PSD Results**

Channel	Frequency (MHz)	Chain 0 Meas PSD (dBm)	Chain 1 Meas PSD (dBm)	Total Corr'd EIRP PSD (dBm)	PSD Limit (dBm)	PSD Margin (dB)
Low	5955	4.41	4.68	14.97	17.00	-2.03
Mid	6175	4.25	4.59	14.84	17.00	-2.16
High	6415	3.55	5.05	14.79	17.00	-2.21



**2TX CHAIN 0 + CHAIN 1 CDD OFDMA MODE: 52T+26T – LOW POWER INDOOR**

<b>Test Engineer:</b>	85502
<b>Test Date:</b>	2024/01/04

**Bandwidth, Antenna Gain and Limits**

Channel	Frequency (MHz)	Directional Gain for Power (dBi)	Directional Gain for PSD (dBi)	e.i.r.p. Power Limit (dBm)	PSD Limit (dBm)
Low	5955	4.68	7.41	30.00	17.00
Mid	6175	4.68	7.41	30.00	17.00
High	6415	4.68	7.41	30.00	17.00

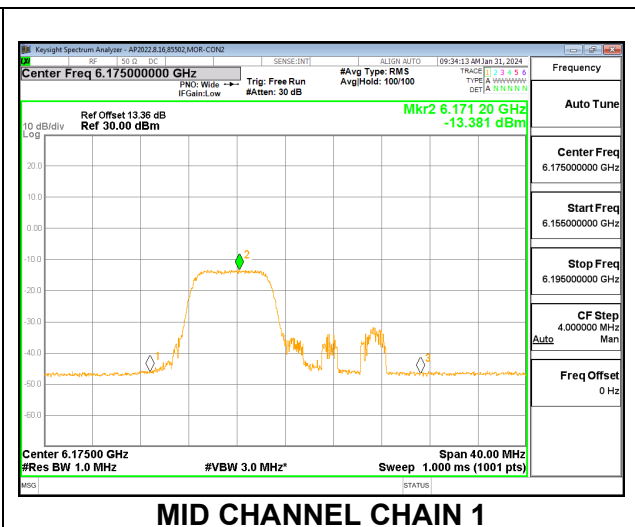
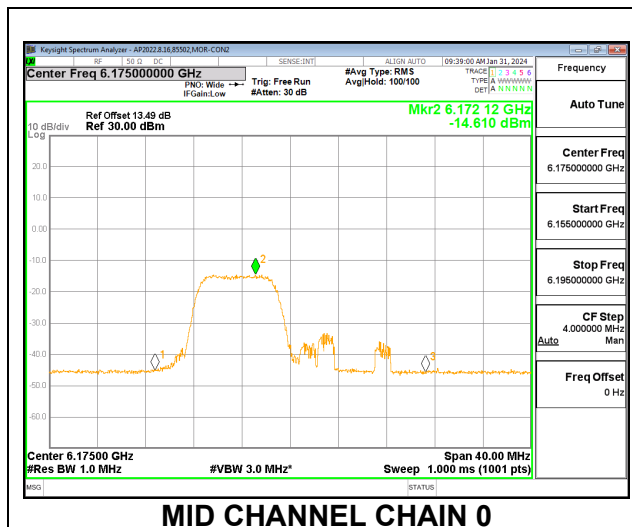
<b>Duty Cycle CF (dB)</b>	0.00	<b>Included in Calculations of Corr'd PSD</b>
---------------------------	------	---

**Output Power Results**

Channel	Frequency (MHz)	Chain 0 Meas Power (dBm)	Chain 1 Meas Power (dBm)	Total Corr'd EIRP (dBm)	Power Limit EIRP (dBm)	Power Margin (dB)
Low	5955	-6.95	-6.67	0.88	24.00	-23.12
Mid	6175	-6.20	-5.82	1.68	24.00	-22.32
High	6415	-6.60	-6.79	1.00	24.00	-23.00

**PSD Results**

Channel	Frequency (MHz)	Chain 0 Meas PSD (dBm)	Chain 1 Meas PSD (dBm)	Total Corr'd EIRP PSD (dBm)	PSD Limit (dBm)	PSD Margin (dB)
Low	5955	-14.27	-13.77	-3.59	-1.00	-2.59
Mid	6175	-14.61	-13.38	-3.53	-1.00	-2.53
High	6415	-14.82	-13.44	-3.66	-1.00	-2.66



**2TX CHAIN 0 + CHAIN 1 CDD OFDMA MODE: 106T – STANDARD POWER**

<b>Test Engineer:</b>	85502
<b>Test Date:</b>	2024/01/04

**Bandwidth, Antenna Gain and Limits**

Channel	Frequency (MHz)	Directional Gain for Power (dBi)	Directional Gain for PSD (dBi)	e.i.r.p. Power Limit (dBm)	PSD Limit (dBm)
Low	5955	4.68	7.41	30.00	17.00
Mid	6175	4.68	7.41	30.00	17.00
High	6415	4.68	7.41	30.00	17.00

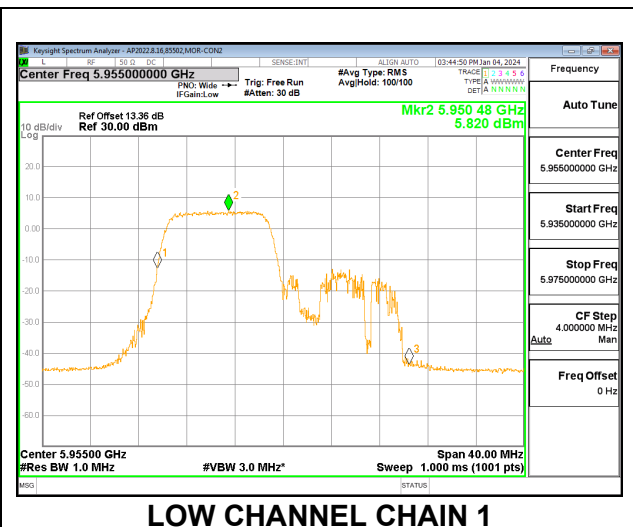
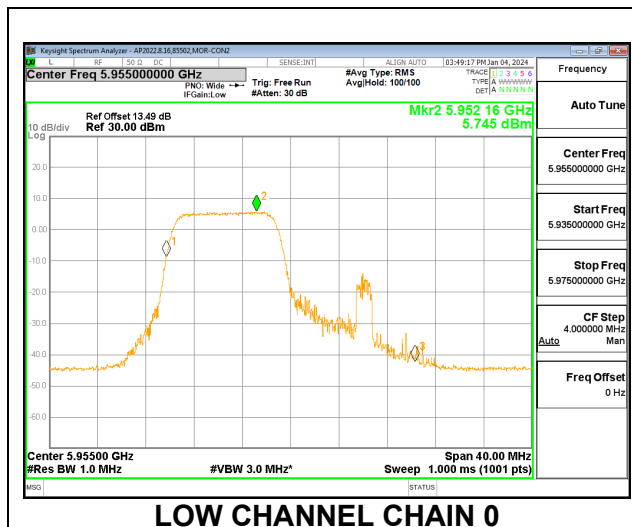
<b>Duty Cycle CF (dB)</b>	0.00	<b>Included in Calculations of Corr'd PSD</b>
---------------------------	------	---

**Output Power Results**

Channel	Frequency (MHz)	Chain 0 Meas Power (dBm)	Chain 1 Meas Power (dBm)	Total Corr'd EIRP (dBm)	Power Limit EIRP (dBm)	Power Margin (dB)
Low	5955	14.65	13.80	21.94	30.00	-8.06
Mid	6175	14.11	14.04	21.77	30.00	-8.23
High	6415	13.11	13.33	20.91	30.00	-9.09

**PSD Results**

Channel	Frequency (MHz)	Chain 0 Meas PSD (dBm)	Chain 1 Meas PSD (dBm)	Total Corr'd EIRP PSD (dBm)	PSD Limit (dBm)	PSD Margin (dB)
Low	5955	5.75	5.82	16.20	17.00	-0.80
Mid	6175	5.92	4.95	15.88	17.00	-1.12
High	6415	5.05	5.73	15.82	17.00	-1.18



**2TX CHAIN 0 + CHAIN 1 CDD OFDMA MODE: 106T – LOW POWER INDOOR**

<b>Test Engineer:</b>	85502
<b>Test Date:</b>	2024/01/04

**Bandwidth, Antenna Gain and Limits**

Channel	Frequency (MHz)	Directional Gain for Power (dBi)	Directional Gain for PSD (dBi)	e.i.r.p. Power Limit (dBm)	PSD Limit (dBm)
Low	5955	4.68	7.41	30.00	17.00
Mid	6175	4.68	7.41	30.00	17.00
High	6415	4.68	7.41	30.00	17.00

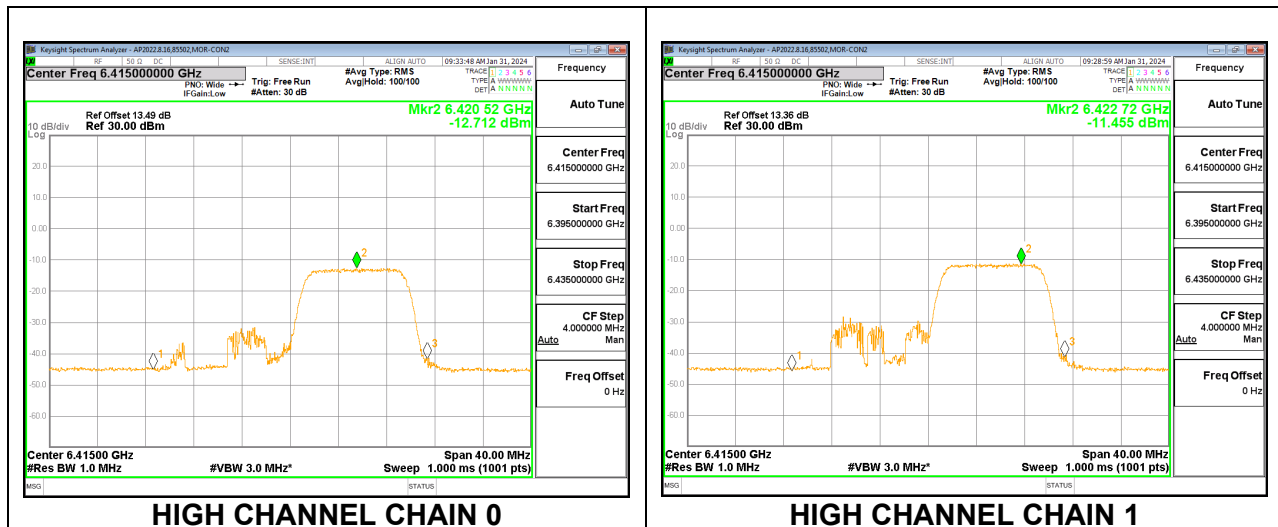
<b>Duty Cycle CF (dB)</b>	0.00	<b>Included in Calculations of Corr'd PSD</b>
---------------------------	------	---

**Output Power Results**

Channel	Frequency (MHz)	Chain 0 Meas Power (dBm)	Chain 1 Meas Power (dBm)	Total Corr'd EIRP (dBm)	Power Limit EIRP (dBm)	Power Margin (dB)
Low	5955	-3.95	-3.66	3.89	24.00	-20.11
Mid	6175	-3.34	-2.90	4.58	24.00	-19.42
High	6415	-3.11	-3.35	4.46	24.00	-19.54

**PSD Results**

Channel	Frequency (MHz)	Chain 0 Meas PSD (dBm)	Chain 1 Meas PSD (dBm)	Total Corr'd EIRP PSD (dBm)	PSD Limit (dBm)	PSD Margin (dB)
Low	5955	-12.38	-11.90	-1.71	-1.00	-0.71
Mid	6175	-12.56	-11.66	-1.67	-1.00	-0.67
High	6415	-12.71	-11.46	-1.62	-1.00	-0.62



**2TX CHAIN 0 + CHAIN 1 CDD OFDMA MODE: 106T+26T – STANDARD POWER**

<b>Test Engineer:</b>	85502
<b>Test Date:</b>	2024/01/04

**Bandwidth, Antenna Gain and Limits**

Channel	Frequency (MHz)	Directional Gain for Power (dBi)	Directional Gain for PSD (dBi)	e.i.r.p. Power Limit (dBm)	PSD Limit (dBm)
Low	5955	4.68	7.41	30.00	17.00
Mid	6175	4.68	7.41	30.00	17.00
High	6415	4.68	7.41	30.00	17.00

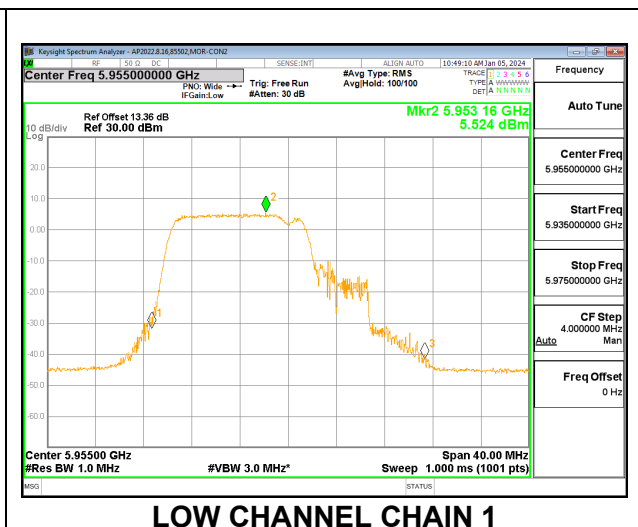
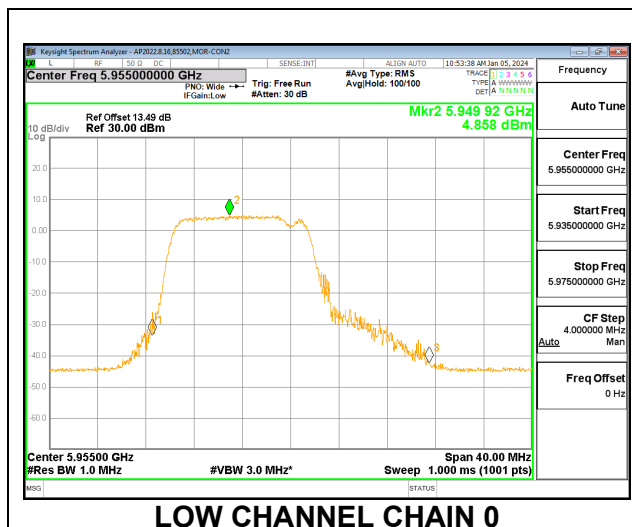
<b>Duty Cycle CF (dB)</b>	0.00	<b>Included in Calculations of Corr'd PSD</b>
---------------------------	------	---

**Output Power Results**

Channel	Frequency (MHz)	Chain 0 Meas Power (dBm)	Chain 1 Meas Power (dBm)	Total Corr'd EIRP (dBm)	Power Limit EIRP (dBm)	Power Margin (dB)
Low	5955	14.24	13.92	21.77	30.00	-8.23
Mid	6175	14.13	14.14	21.83	30.00	-8.17
High	6415	13.01	13.30	20.85	30.00	-9.15

**PSD Results**

Channel	Frequency (MHz)	Chain 0 Meas PSD (dBm)	Chain 1 Meas PSD (dBm)	Total Corr'd EIRP PSD (dBm)	PSD Limit (dBm)	PSD Margin (dB)
Low	5955	4.86	5.52	15.62	17.00	-1.38
Mid	6175	3.97	4.11	14.46	17.00	-2.54
High	6415	3.20	4.05	14.07	17.00	-2.93





**2TX CHAIN 0 + CHAIN 1 CDD OFDMA MODE: 106T+26T – LOW POWER INDOOR**

<b>Test Engineer:</b>	85502
<b>Test Date:</b>	2024/01/04

**Bandwidth, Antenna Gain and Limits**

Channel	Frequency (MHz)	Directional Gain for Power (dBi)	Directional Gain for PSD (dBi)	e.i.r.p. Power Limit (dBm)	PSD Limit (dBm)
Low	5955	4.68	7.41	30.00	17.00
Mid	6175	4.68	7.41	30.00	17.00
High	6415	4.68	7.41	30.00	17.00

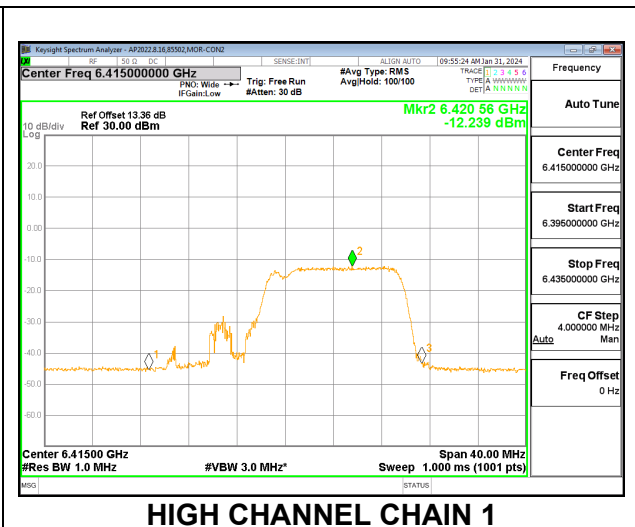
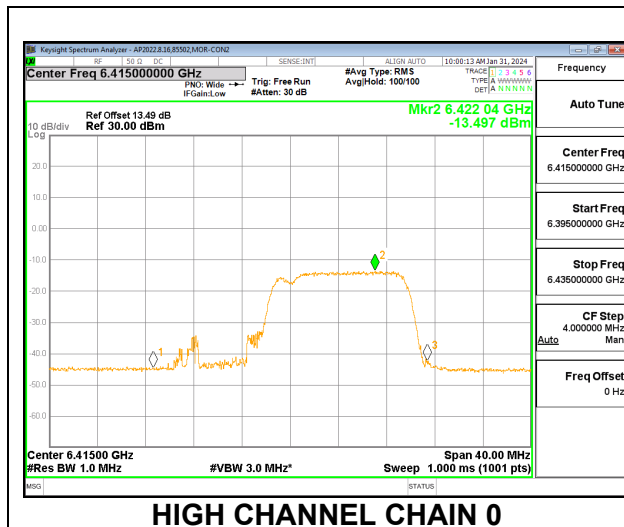
<b>Duty Cycle CF (dB)</b>	0.00	<b>Included in Calculations of Corr'd PSD</b>
---------------------------	------	---

**Output Power Results**

Channel	Frequency (MHz)	Chain 0 Meas Power (dBm)	Chain 1 Meas Power (dBm)	Total Corr'd EIRP (dBm)	Power Limit EIRP (dBm)	Power Margin (dB)
Low	5955	-3.89	-3.61	3.94	24.00	-20.06
Mid	6175	-3.30	-2.86	4.62	24.00	-19.38
High	6415	-3.18	-3.39	4.41	24.00	-19.59

**PSD Results**

Channel	Frequency (MHz)	Chain 0 Meas PSD (dBm)	Chain 1 Meas PSD (dBm)	Total Corr'd EIRP PSD (dBm)	PSD Limit (dBm)	PSD Margin (dB)
Low	5955	-13.40	-12.99	-2.77	-1.00	-1.77
Mid	6175	-13.54	-12.25	-2.43	-1.00	-1.43
High	6415	-13.50	-12.24	-2.40	-1.00	-1.40



**2TX CHAIN 0 + CHAIN 1 CDD OFDMA MODE: 242T – STANDARD POWER**

<b>Test Engineer:</b>	85502
<b>Test Date:</b>	2024/01/04

**Bandwidth, Antenna Gain and Limits**

Channel	Frequency (MHz)	Directional Gain for Power (dBi)	Directional Gain for PSD (dBi)	e.i.r.p. Power Limit (dBm)	PSD Limit (dBm)
Low	5955	4.68	7.41	30.00	17.00
Mid	6175	4.68	7.41	30.00	17.00
High	6415	4.68	7.41	30.00	17.00

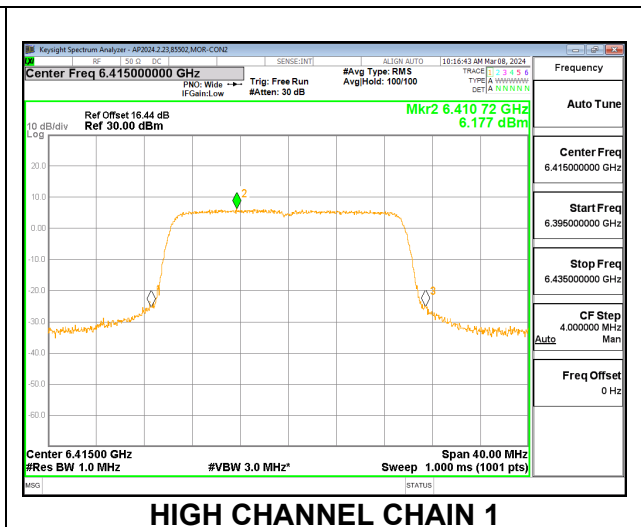
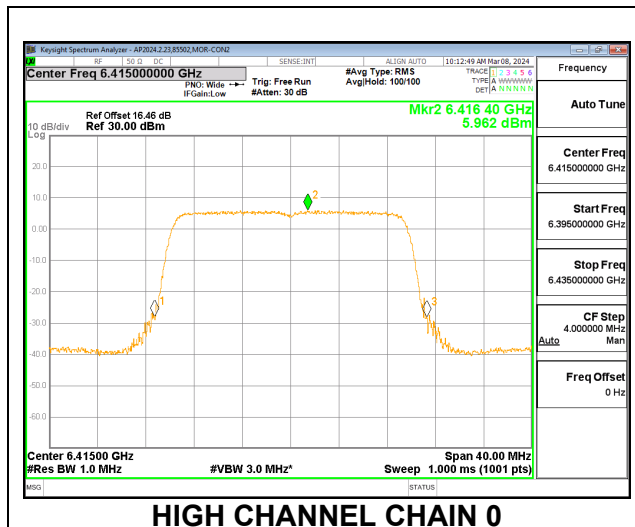
<b>Duty Cycle CF (dB)</b>	0.00	<b>Included in Calculations of Corr'd PSD</b>
---------------------------	------	---

**Output Power Results**

Channel	Frequency (MHz)	Chain 0 Meas Power (dBm)	Chain 1 Meas Power (dBm)	Total Corr'd EIRP (dBm)	Power Limit EIRP (dBm)	Power Margin (dB)
Low	5955	17.66	16.92	25.00	30.00	-5.00
Mid	6175	17.69	17.57	25.32	30.00	-4.68
High	6415	17.59	17.91	25.44	30.00	-4.56

**PSD Results**

Channel	Frequency (MHz)	Chain 0 Meas PSD (dBm)	Chain 1 Meas PSD (dBm)	Total Corr'd EIRP PSD (dBm)	PSD Limit (dBm)	PSD Margin (dB)
Low	5955	6.21	5.44	16.26	17.00	-0.74
Mid	6175	5.85	5.34	16.02	17.00	-0.98
High	6415	5.96	6.18	16.49	17.00	-0.51





**2TX CHAIN 0 + CHAIN 1 CDD OFDMA MODE: 242T – LOW POWER INDOOR**

<b>Test Engineer:</b>	85502, 84740
<b>Test Date:</b>	2024/01/04, 2024/01/30

**Bandwidth, Antenna Gain and Limits**

Channel	Frequency (MHz)	Directional Gain for Power (dBi)	Directional Gain for PSD (dBi)	e.i.r.p. Power Limit (dBm)	PSD Limit (dBm)
Low	5955	4.68	7.41	30.00	17.00
Mid	6175	4.68	7.41	30.00	17.00
High	6415	4.68	7.41	30.00	17.00

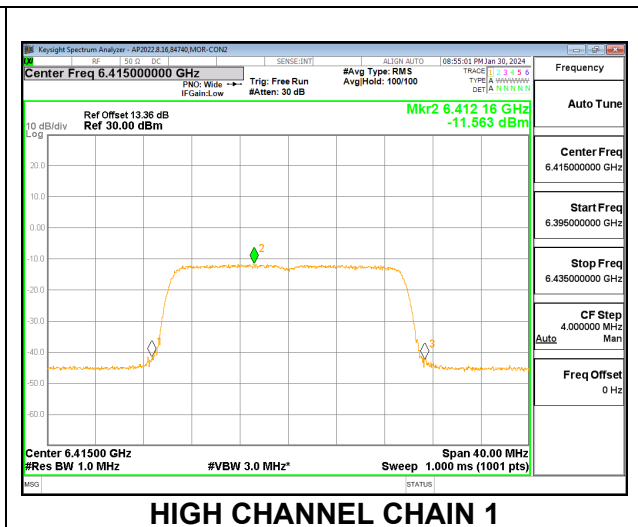
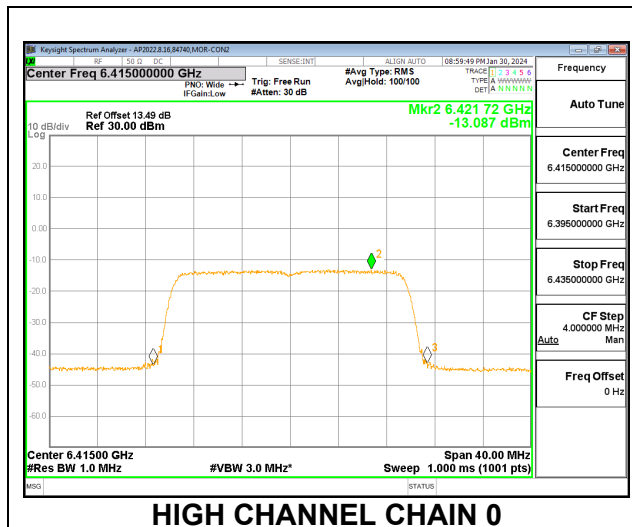
<b>Duty Cycle CF (dB)</b>	0.00	<b>Included in Calculations of Corr'd PSD</b>
---------------------------	------	---

**Output Power Results**

Channel	Frequency (MHz)	Chain 0 Meas Power (dBm)	Chain 1 Meas Power (dBm)	Total Corr'd EIRP (dBm)	Power Limit EIRP (dBm)	Power Margin (dB)
Low	5955	-0.98	-0.72	6.84	24.00	-17.16
Mid	6175	-0.28	-0.10	7.50	24.00	-16.50
High	6415	-0.39	-0.40	7.30	24.00	-16.70

**PSD Results**

Channel	Frequency (MHz)	Chain 0 Meas PSD (dBm)	Chain 1 Meas PSD (dBm)	Total Corr'd EIRP PSD (dBm)	PSD Limit (dBm)	PSD Margin (dB)
Low	5955	-12.55	-12.28	-1.99	-1.00	-0.99
Mid	6175	-12.73	-12.12	-1.99	-1.00	-0.99
High	6415	-13.09	-11.56	-1.84	-1.00	-0.84



**9.2.3. 802.11be EHT40 MODE 2TX IN THE UNII-5 BAND**  
**2TX CHAIN 0 + CHAIN 1 CDD OFDMA MODE: 484T – STANDARD POWER**

<b>Test Engineer:</b>	85502
<b>Test Date:</b>	2024/01/04

**Bandwidth, Antenna Gain and Limits**

Channel	Frequency (MHz)	Directional Gain for Power (dBi)	Directional Gain for PSD (dBi)	e.i.r.p. Power Limit (dBm)	PSD Limit (dBm)
Low	5965	4.68	7.41	30.00	17.00
Mid	6165	4.68	7.41	30.00	17.00
High	6405	4.68	7.41	30.00	17.00

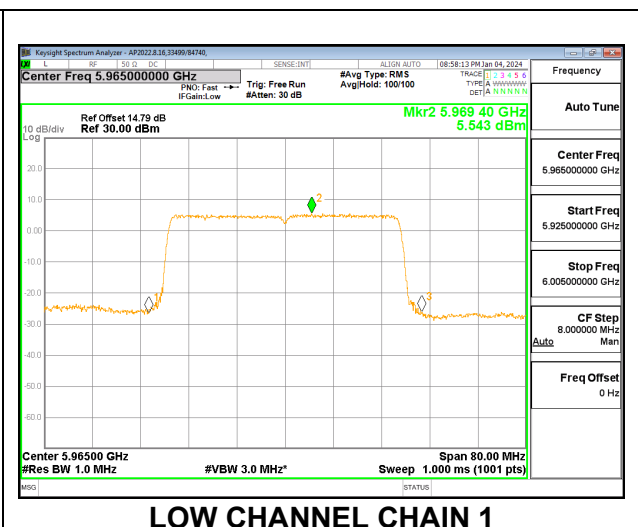
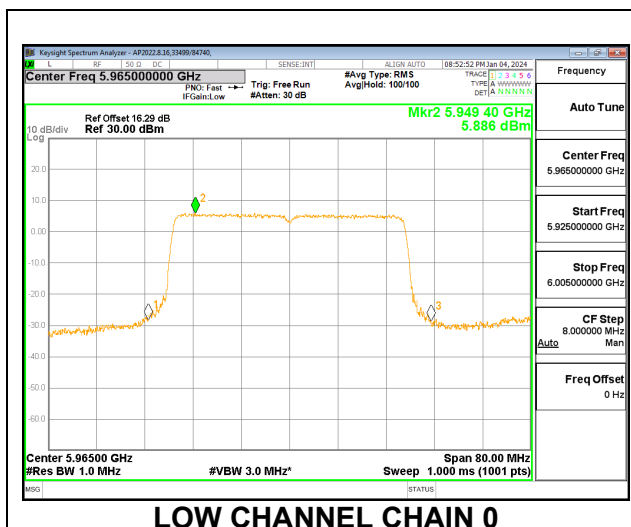
<b>Duty Cycle CF (dB)</b>	0.00	<b>Included in Calculations of Corr'd PSD</b>
---------------------------	------	---

**Output Power Results**

Channel	Frequency (MHz)	Chain 0 Meas Power (dBm)	Chain 1 Meas Power (dBm)	Total Corr'd EIRP (dBm)	Power Limit EIRP (dBm)	Power Margin (dB)
Low	5965	18.98	18.10	26.25	30.00	-3.75
Mid	6165	18.63	18.47	26.24	30.00	-3.76
High	6405	17.93	18.33	25.82	30.00	-4.18

**PSD Results**

Channel	Frequency (MHz)	Chain 0 Meas PSD (dBm)	Chain 1 Meas PSD (dBm)	Total Corr'd EIRP PSD (dBm)	PSD Limit (dBm)	PSD Margin (dB)
Low	5965	5.89	5.54	16.14	17.00	-0.86
Mid	6165	3.35	4.18	14.20	17.00	-2.80
High	6405	3.57	3.77	14.09	17.00	-2.91



**2TX CHAIN 0 + CHAIN 1 CDD OFDMA MODE: 484T – LOW POWER INDOOR**

<b>Test Engineer:</b>	85502, 84740
<b>Test Date:</b>	2024/01/04, 2024/01/30

**Bandwidth, Antenna Gain and Limits**

Channel	Frequency (MHz)	Directional Gain for Power (dBi)	Directional Gain for PSD (dBi)	e.i.r.p. Power Limit (dBm)	PSD Limit (dBm)
Low	5965	4.68	7.41	24.00	-1.00
Mid	6165	4.68	7.41	24.00	-1.00
High	6405	4.68	7.41	24.00	-1.00

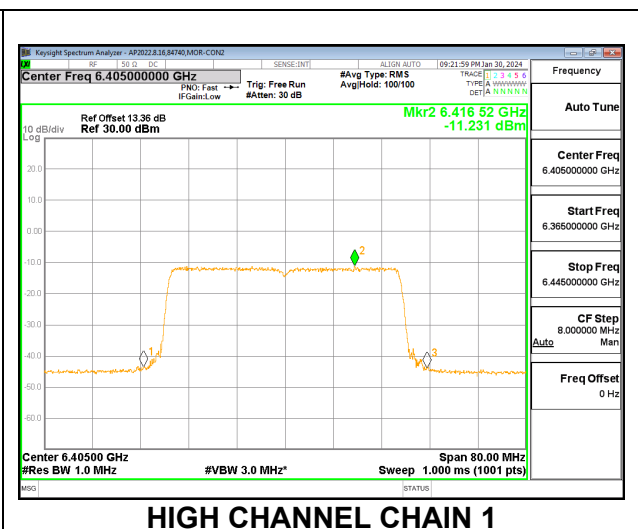
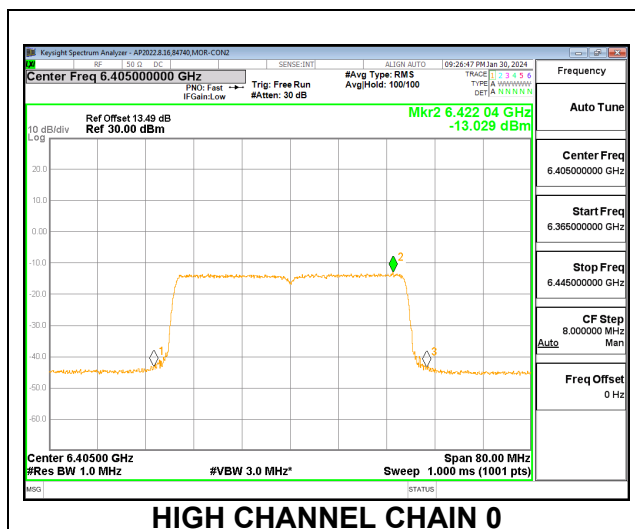
<b>Duty Cycle CF (dB)</b>	0.00	<b>Included in Calculations of PSD</b>
---------------------------	------	--

**Output Power Results**

Channel	Frequency (MHz)	Chain 0 Meas Power (dBm)	Chain 1 Meas Power (dBm)	Total Corr'd EIRP (dBm)	Power Limit EIRP (dBm)	Power Margin (dB)
Low	5965	1.87	2.32	9.79	24.00	-14.21
Mid	6165	2.84	2.90	10.56	24.00	-13.44
High	6405	2.64	2.86	10.44	24.00	-13.56

**PSD Results**

Channel	Frequency (MHz)	Chain 0 Meas PSD (dBm)	Chain 1 Meas PSD (dBm)	Total Corr'd EIRP PSD (dBm)	PSD Limit (dBm)	PSD Margin (dB)
Low	5965	-13.18	-12.77	-2.55	-1.00	-1.55
Mid	6165	-13.14	-12.38	-2.33	-1.00	-1.33
High	6405	-13.03	-11.23	-1.62	-1.00	-0.62



**9.2.4. 802.11be EHT80 MODE 2TX IN THE UNII-5 BAND**  
**2TX CHAIN 0 + CHAIN 1 CDD OFDMA MODE: 484T+242T (CONTIGUOUS) – STANDARD POWER**

<b>Test Engineer:</b>	85502
<b>Test Date:</b>	2024/01/04

**Bandwidth, Antenna Gain and Limits**

Channel	Frequency (MHz)	Directional Gain for Power (dBi)	Directional Gain for PSD (dBi)	e.i.r.p. Power Limit (dBm)	PSD Limit (dBm)
Low	5985	4.68	7.41	30.00	17.00
Mid	6145	4.68	7.41	30.00	17.00
High	6385	4.68	7.41	30.00	17.00

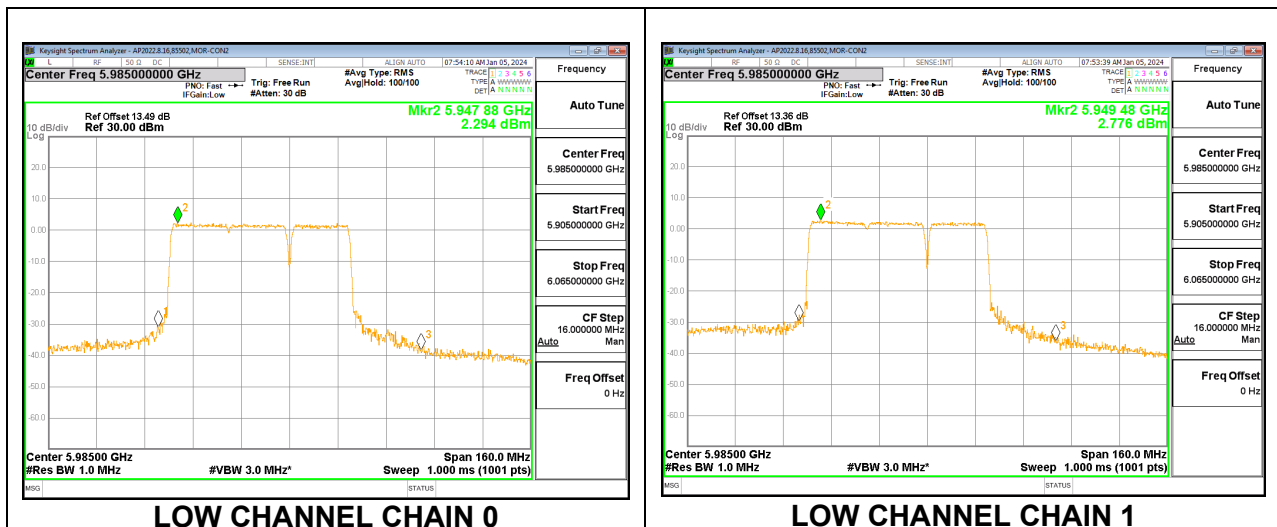
<b>Duty Cycle CF (dB)</b>	0.00	<b>Included in Calculations of Corr'd PSD</b>
---------------------------	------	---

**Output Power Results**

Channel	Frequency (MHz)	Chain 0 Meas Power (dBm)	Chain 1 Meas Power (dBm)	Total Corr'd EIRP (dBm)	Power Limit EIRP (dBm)	Power Margin (dB)
Low	5985	18.61	18.52	26.26	30.00	-3.74
Mid	6145	18.61	18.29	26.14	30.00	-3.86
High	6385	17.91	18.04	25.67	30.00	-4.33

**PSD Results**

Channel	Frequency (MHz)	Chain 0 Meas PSD (dBm)	Chain 1 Meas PSD (dBm)	Total Corr'd EIRP PSD (dBm)	PSD Limit (dBm)	PSD Margin (dB)
Low	5985	2.29	2.78	12.96	17.00	-4.04
Mid	6145	1.35	2.01	12.11	17.00	-4.89
High	6385	1.39	2.63	12.47	17.00	-4.53



**2TX CHAIN 0 + CHAIN 1 CDD OFDMA MODE: 484T+242T (CONTIGUOUS) – LOW POWER INDOOR**

<b>Test Engineer:</b>	85502
<b>Test Date:</b>	2024/01/04

**Bandwidth, Antenna Gain and Limits**

Channel	Frequency (MHz)	Directional Gain for Power (dBi)	Directional Gain for PSD (dBi)	e.i.r.p. Power Limit (dBm)	PSD Limit (dBm)
Low	5985	4.68	7.41	24.00	-1.00
Mid	6145	4.68	7.41	24.00	-1.00
High	6385	4.68	7.41	24.00	-1.00

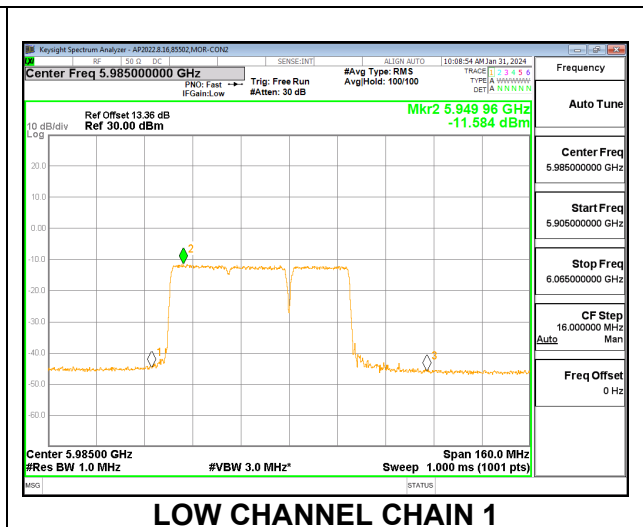
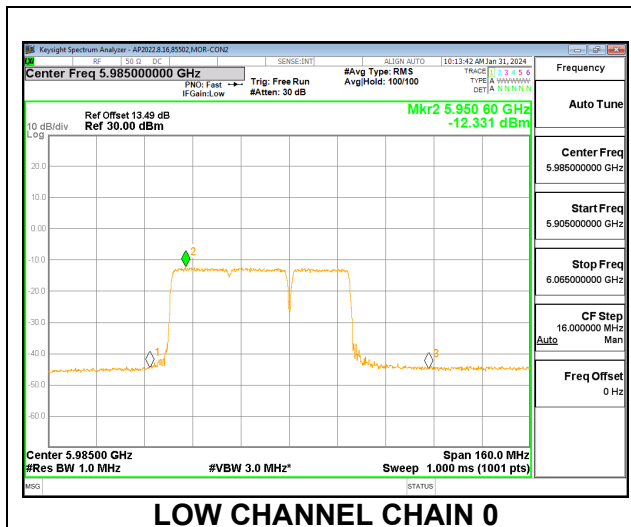
<b>Duty Cycle CF (dB)</b>	0.00	<b>Included in Calculations of Corr'd PSD</b>
---------------------------	------	---

**Output Power Results**

Channel	Frequency (MHz)	Chain 0 Meas Power (dBm)	Chain 1 Meas Power (dBm)	Total Corr'd EIRP (dBm)	Power Limit EIRP (dBm)	Power Margin (dB)
Low	5985	2.84	2.25	10.25	24.00	-13.75
Mid	6145	2.56	2.52	10.23	24.00	-13.77
High	6385	2.18	2.26	9.91	24.00	-14.09

**PSD Results**

Channel	Frequency (MHz)	Chain 0 Meas PSD (dBm)	Chain 1 Meas PSD (dBm)	Total Corr'd EIRP PSD (dBm)	PSD Limit (dBm)	PSD Margin (dB)
Low	5985	-12.33	-11.58	-1.52	-1.00	-0.52
Mid	6145	-12.36	-11.82	-1.66	-1.00	-0.66
High	6385	-14.75	-12.75	-3.22	-1.00	-2.22



**2TX CHAIN 0 + CHAIN 1 CDD OFDMA MODE: 484T+242T (NON-CONTIGUOUS) – STANDARD POWER**

<b>Test Engineer:</b>	85502
<b>Test Date:</b>	2024/01/04

**Bandwidth, Antenna Gain and Limits**

Channel	Frequency (MHz)	Directional Gain for Power (dBi)	Directional Gain for PSD (dBi)	e.i.r.p. Power Limit (dBm)	PSD Limit (dBm)
Low	5985	4.68	7.41	30.00	17.00
Mid	6145	4.68	7.41	30.00	17.00
High	6385	4.68	7.41	30.00	17.00

**Output Power Results**

Channel	Frequency (MHz)	Chain 0 Meas Power (dBm)	Chain 1 Meas Power (dBm)	Total Corr'd EIRP (dBm)	Power Limit EIRP (dBm)	Power Margin (dB)
Low	5985	18.62	18.53	26.27	30.00	-3.73
Mid	6145	18.53	18.26	26.09	30.00	-3.91
High	6385	17.70	17.80	25.44	30.00	-4.56

**2TX CHAIN 0 + CHAIN 1 CDD OFDMA MODE: 484T+242T (NON-CONTIGUOUS) – LOW POWER INDOOR**

<b>Test Engineer:</b>	85502
<b>Test Date:</b>	2024/01/04

**Bandwidth, Antenna Gain and Limits**

Channel	Frequency (MHz)	Directional Gain for Power (dBi)	Directional Gain for PSD (dBi)	e.i.r.p. Power Limit (dBm)	PSD Limit (dBm)
Low	5985	4.68	7.41	24.00	-1.00
Mid	6145	4.68	7.41	24.00	-1.00
High	6385	4.68	7.41	24.00	-1.00

**Output Power Results**

Channel	Frequency (MHz)	Chain 0 Meas Power (dBm)	Chain 1 Meas Power (dBm)	Total Corr'd EIRP (dBm)	Power Limit EIRP (dBm)	Power Margin (dB)
Low	5985	1.65	2.14	9.59	24.00	-14.41
Mid	6145	2.88	2.46	10.37	24.00	-13.63
High	6385	2.23	2.37	9.99	24.00	-14.01

**2TX CHAIN 0 + CHAIN 1 CDD OFDMA MODE: 242T+484T (NON-CONTIGUOUS) – STANDARD POWER**

<b>Test Engineer:</b>	85502
<b>Test Date:</b>	2024/01/04

**Bandwidth, Antenna Gain and Limits**

Channel	Frequency (MHz)	Directional Gain for Power (dBi)	Directional Gain for PSD (dBi)	e.i.r.p. Power Limit (dBm)	PSD Limit (dBm)
Low	5985	4.68	7.41	30.00	17.00
Mid	6145	4.68	7.41	30.00	17.00
High	6385	4.68	7.41	30.00	17.00

**Output Power Results**

Channel	Frequency (MHz)	Chain 0 Meas Power (dBm)	Chain 1 Meas Power (dBm)	Total Corr'd EIRP (dBm)	Power Limit EIRP (dBm)	Power Margin (dB)
Low	5985	18.60	18.55	26.27	30.00	-3.73
Mid	6145	18.65	18.31	26.17	30.00	-3.83
High	6385	17.88	17.90	25.58	30.00	-4.42

**2TX CHAIN 0 + CHAIN 1 CDD OFDMA MODE: 242T+484T (NON-CONTIGUOUS) – LOW POWER INDOOR**

<b>Test Engineer:</b>	85502
<b>Test Date:</b>	2024/01/04

**Bandwidth, Antenna Gain and Limits**

Channel	Frequency (MHz)	Directional Gain for Power (dBi)	Directional Gain for PSD (dBi)	e.i.r.p. Power Limit (dBm)	PSD Limit (dBm)
Low	5985	4.68	7.41	24.00	-1.00
Mid	6145	4.68	7.41	24.00	-1.00
High	6385	4.68	7.41	24.00	-1.00

**Output Power Results**

Channel	Frequency (MHz)	Chain 0 Meas Power (dBm)	Chain 1 Meas Power (dBm)	Total Corr'd EIRP (dBm)	Power Limit EIRP (dBm)	Power Margin (dB)
Low	5985	1.68	2.15	9.61	24.00	-14.39
Mid	6145	2.86	2.40	10.33	24.00	-13.67
High	6385	2.21	3.07	10.35	24.00	-13.65



**2TX CHAIN 0 + CHAIN 1 CDD OFDMA MODE: 996T – STANDARD POWER**

<b>Test Engineer:</b>	85502
<b>Test Date:</b>	2024/01/04

**Bandwidth, Antenna Gain and Limits**

Channel	Frequency (MHz)	Directional Gain for Power (dBi)	Directional Gain for PSD (dBi)	e.i.r.p. Power Limit (dBm)	PSD Limit (dBm)
Low	5985	4.68	7.41	30.00	17.00
Mid	6145	4.68	7.41	30.00	17.00
High	6385	4.68	7.41	30.00	17.00

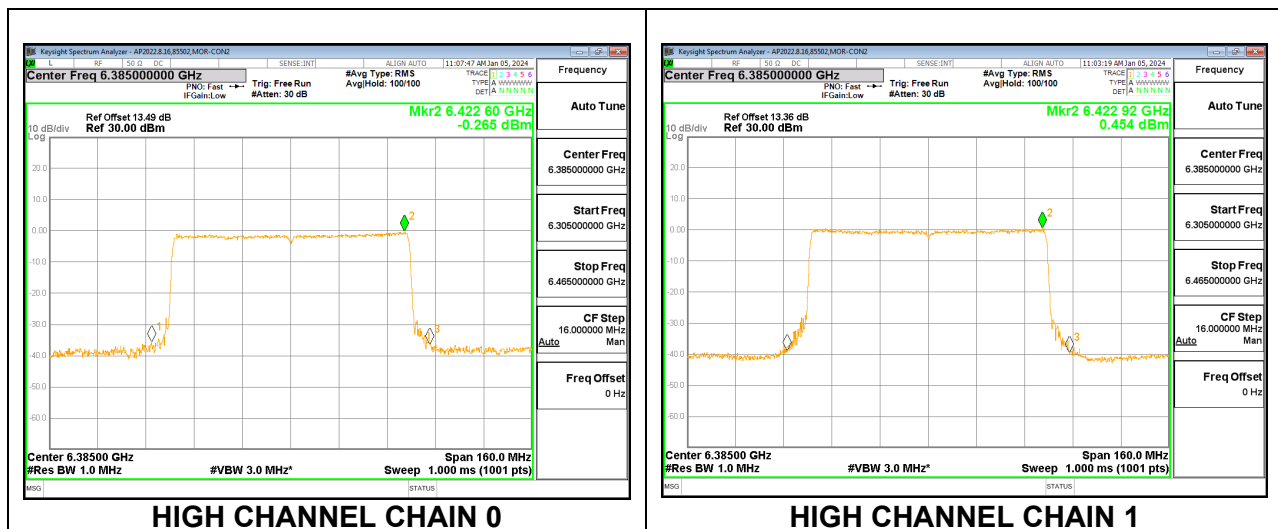
<b>Duty Cycle CF (dB)</b>	0.00	<b>Included in Calculations of Corr'd PSD</b>
---------------------------	------	---

**Output Power Results**

Channel	Frequency (MHz)	Chain 0 Meas Power (dBm)	Chain 1 Meas Power (dBm)	Total Corr'd EIRP (dBm)	Power Limit EIRP (dBm)	Power Margin (dB)
Low	5985	17.87	16.97	25.13	30.00	-4.87
Mid	6145	17.77	16.79	25.00	30.00	-5.00
High	6385	16.47	15.90	23.88	30.00	-6.12

**PSD Results**

Channel	Frequency (MHz)	Chain 0 Meas PSD (dBm)	Chain 1 Meas PSD (dBm)	Total Corr'd EIRP PSD (dBm)	PSD Limit (dBm)	PSD Margin (dB)
Low	5985	-0.27	0.02	10.30	17.00	-6.70
Mid	6145	-1.12	-0.46	9.64	17.00	-7.36
High	6385	-0.27	0.45	10.53	17.00	-6.47



**2TX CHAIN 0 + CHAIN 1 CDD OFDMA MODE: 996T – LOW POWER INDOOR**

<b>Test Engineer:</b>	85502
<b>Test Date:</b>	2024/01/04

**Bandwidth, Antenna Gain and Limits**

Channel	Frequency (MHz)	Directional Gain for Power (dBi)	Directional Gain for PSD (dBi)	e.i.r.p. Power Limit (dBm)	PSD Limit (dBm)
Low	5985	4.68	7.41	24.00	-1.00
Mid	6145	4.68	7.41	24.00	-1.00
High	6385	4.68	7.41	24.00	-1.00

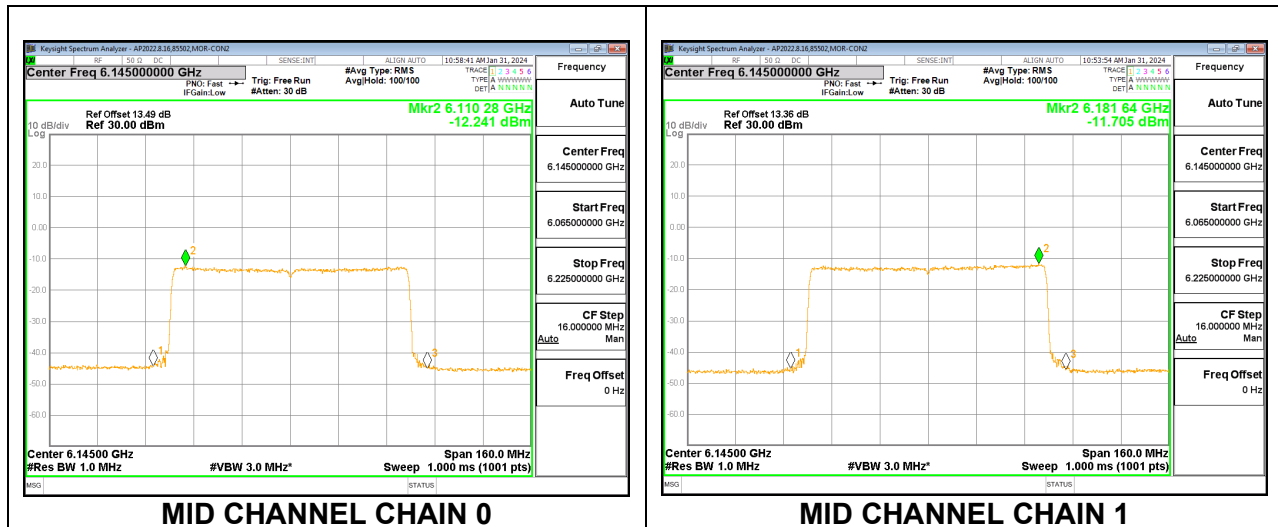
<b>Duty Cycle CF (dB)</b>	0.00	<b>Included in Calculations of Corr'd PSD</b>
---------------------------	------	---

**Output Power Results**

Channel	Frequency (MHz)	Chain 0 Meas Power (dBm)	Chain 1 Meas Power (dBm)	Total Corr'd EIRP (dBm)	Power Limit EIRP (dBm)	Power Margin (dB)
Low	5985	5.70	5.73	13.41	24.00	-10.59
Mid	6145	6.19	5.99	13.78	24.00	-10.22
High	6385	5.71	6.18	13.64	24.00	-10.36

**PSD Results**

Channel	Frequency (MHz)	Chain 0 Meas PSD (dBm)	Chain 1 Meas PSD (dBm)	Total Corr'd EIRP PSD (dBm)	PSD Limit (dBm)	PSD Margin (dB)
Low	5985	-12.56	-12.28	-2.00	-1.00	-1.00
Mid	6145	-12.24	-11.71	-1.54	-1.00	-0.54
High	6385	-12.99	-11.18	-1.57	-1.00	-0.57



**2TX CHAIN 0 + CHAIN 1 CDD OFDMA MODE: SU – STANDARD POWER**

<b>Test Engineer:</b>	85502
<b>Test Date:</b>	2024/01/04

**Bandwidth, Antenna Gain and Limits**

Channel	Frequency (MHz)	Directional Gain for Power (dBi)	Directional Gain for PSD (dBi)	e.i.r.p. Power Limit (dBm)	PSD Limit (dBm)
Low	5985	4.68	7.41	30.00	17.00
Mid	6145	4.68	7.41	30.00	17.00
High	6385	4.68	7.41	30.00	17.00

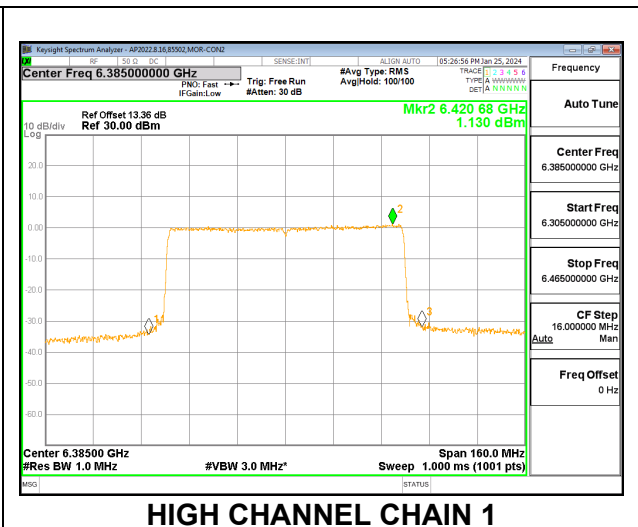
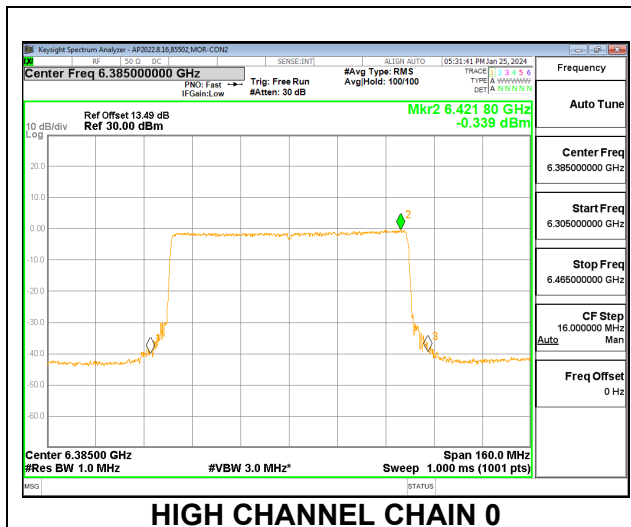
<b>Duty Cycle CF (dB)</b>	0.00	<b>Included in Calculations of Corr'd PSD</b>
---------------------------	------	---

**Output Power Results**

Channel	Frequency (MHz)	Chain 0 Meas Power (dBm)	Chain 1 Meas Power (dBm)	Total Corr'd EIRP (dBm)	Power Limit EIRP (dBm)	Power Margin (dB)
Low	5985	18.74	18.02	26.09	30.00	-3.91
Mid	6145	18.71	17.98	26.05	30.00	-3.95
High	6385	18.38	18.56	26.16	30.00	-3.84

**PSD Results**

Channel	Frequency (MHz)	Chain 0 Meas PSD (dBm)	Chain 1 Meas PSD (dBm)	Total Corr'd EIRP PSD (dBm)	PSD Limit (dBm)	PSD Margin (dB)
Low	5985	0.50	-0.22	10.58	17.00	-6.42
Mid	6145	-0.34	-0.18	10.16	17.00	-6.84
High	6385	-0.34	1.13	10.88	17.00	-6.12



**9.2.5. 802.11be EHT160 MODE 2TX IN THE UNII-5 BAND**  
**2TX CHAIN 0 + CHAIN 1 CDD OFDMA MODE: 996T+484T (CONTIGUOUS) – STANDARD POWER**

<b>Test Engineer:</b>	85502
<b>Test Date:</b>	2024/01/04

**Bandwidth, Antenna Gain and Limits**

Channel	Frequency (MHz)	Directional Gain for Power (dBi)	Directional Gain for PSD (dBi)	e.i.r.p. Power Limit (dBm)	PSD Limit (dBm)
Low	6025	4.68	7.41	30.00	17.00
Mid	6185	4.68	7.41	30.00	17.00
High	6345	4.68	7.41	30.00	17.00

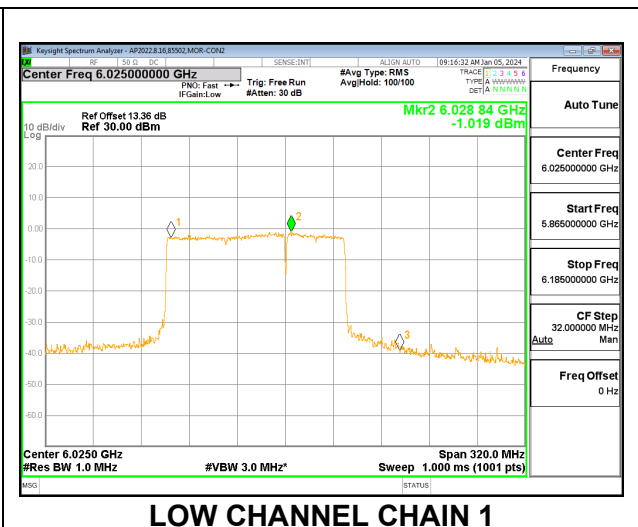
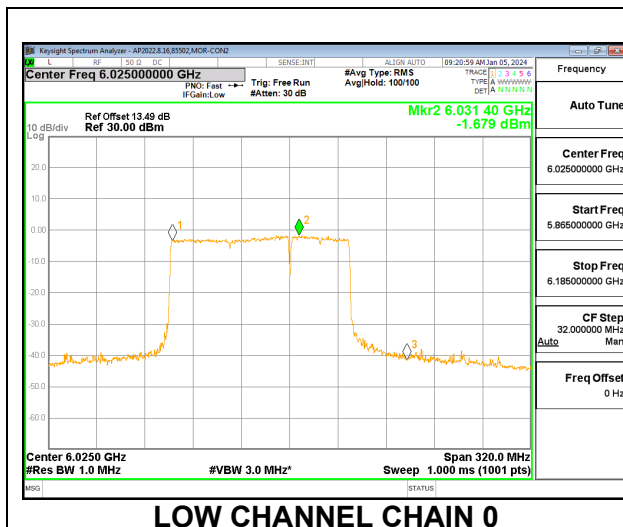
<b>Duty Cycle CF (dB)</b>	0.00	<b>Included in Calculations of Corr'd PSD</b>
---------------------------	------	---

**Output Power Results**

Channel	Frequency (MHz)	Chain 0 Meas Power (dBm)	Chain 1 Meas Power (dBm)	Total Corr'd EIRP (dBm)	Power Limit EIRP (dBm)	Power Margin (dB)
Low	6025	17.66	17.50	25.27	30.00	-4.73
Mid	6185	17.57	17.54	25.25	30.00	-4.75
High	6345	17.09	16.98	24.73	30.00	-5.27

**PSD Results**

Channel	Frequency (MHz)	Chain 0 Meas PSD (dBm)	Chain 1 Meas PSD (dBm)	Total Corr'd PSD (dBm)	PSD Limit (dBm)	PSD Margin (dB)
Low	6025	-1.68	-1.02	9.08	17.00	-7.92
Mid	6185	-2.14	-1.22	8.76	17.00	-8.24
High	6345	-2.46	-1.45	8.49	17.00	-8.51



**2TX CHAIN 0 + CHAIN 1 CDD OFDMA MODE: 996T+484T (CONTIGUOUS) – LOW POWER INDOOR**

<b>Test Engineer:</b>	85502, 84740
<b>Test Date:</b>	2024/01/04, 2023/01/30

**Bandwidth, Antenna Gain and Limits**

Channel	Frequency (MHz)	Directional Gain for Power (dBi)	Directional Gain for PSD (dBi)	e.i.r.p. Power Limit (dBm)	PSD Limit (dBm)
Low	6025	4.68	7.41	24.00	-1.00
Mid	6185	4.68	7.41	24.00	-1.00
High	6345	4.68	7.41	24.00	-1.00

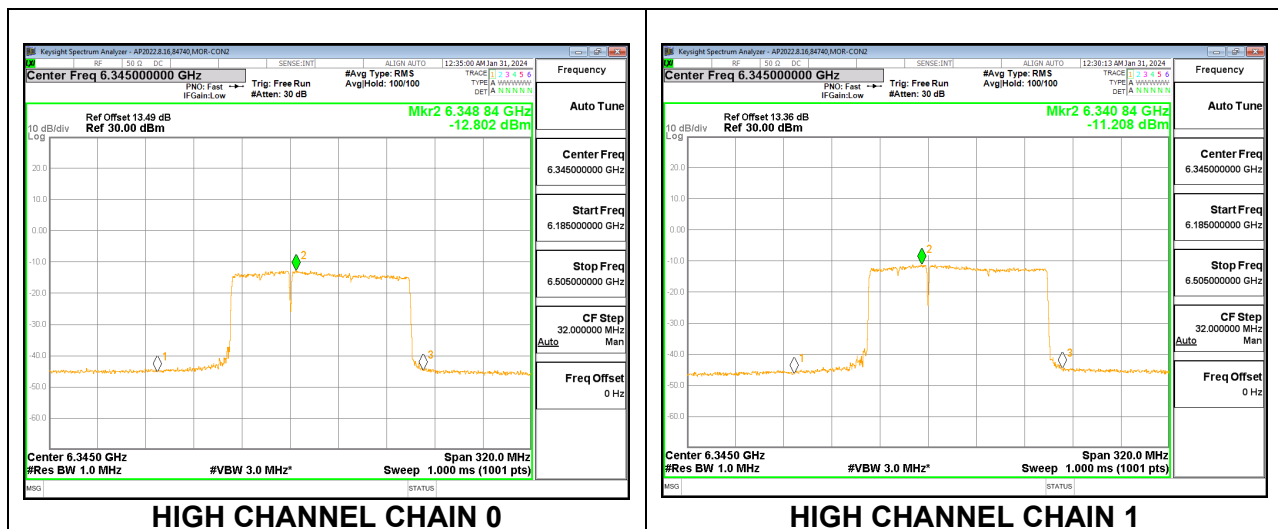
<b>Duty Cycle CF (dB)</b>	0.00	<b>Included in Calculations of Corr'd PSD</b>
---------------------------	------	---

**Output Power Results**

Channel	Frequency (MHz)	Chain 0 Meas Power (dBm)	Chain 1 Meas Power (dBm)	Total Corr'd EIRP (dBm)	Power Limit EIRP (dBm)	Power Margin (dB)
Low	6025	6.84	6.81	14.52	24.00	-9.48
Mid	6185	7.14	7.22	14.87	24.00	-9.13
High	6345	7.00	7.24	14.81	24.00	-9.19

**PSD Results**

Channel	Frequency (MHz)	Chain 0 Meas PSD (dBm)	Chain 1 Meas PSD (dBm)	Total Corr'd PSD (dBm)	PSD Limit (dBm)	PSD Margin (dB)
Low	6025	-12.24	-12.64	-2.01	-1.00	-1.01
Mid	6185	-12.32	-11.72	-1.59	-1.00	-0.59
High	6345	-12.80	-11.21	-1.51	-1.00	-0.51



**2TX CHAIN 0 + CHAIN 1 CDD OFDMA MODE: 996T+484T (NON-CONTIGUOUS) – STANDARD POWER**

<b>Test Engineer:</b>	85502
<b>Test Date:</b>	2024/01/04

**Bandwidth, Antenna Gain and Limits**

Channel	Frequency (MHz)	Directional Gain for Power (dBi)	Directional Gain for PSD (dBi)	e.i.r.p. Power Limit (dBm)	PSD Limit (dBm)
Low	6025	4.68	7.41	30.00	17.00
Mid	6185	4.68	7.41	30.00	17.00
High	6345	4.68	7.41	30.00	17.00

**Output Power Results**

Channel	Frequency (MHz)	Chain 0 Meas Power (dBm)	Chain 1 Meas Power (dBm)	Total Corr'd EIRP (dBm)	Power Limit EIRP (dBm)	Power Margin (dB)
Low	6025	17.64	17.39	25.21	30.00	-4.79
Mid	6185	17.50	17.57	25.23	30.00	-4.77
High	6345	16.95	16.83	24.58	30.00	-5.42

**2TX CHAIN 0 + CHAIN 1 CDD OFDMA MODE: 996T+484T (NON-CONTIGUOUS) – LOW POWER INDOOR**

<b>Test Engineer:</b>	85502
<b>Test Date:</b>	2024/01/04

**Bandwidth, Antenna Gain and Limits**

Channel	Frequency (MHz)	Directional Gain for Power (dBi)	Directional Gain for PSD (dBi)	e.i.r.p. Power Limit (dBm)	PSD Limit (dBm)
Low	6025	4.68	7.41	24.00	-1.00
Mid	6185	4.68	7.41	24.00	-1.00
High	6345	4.68	7.41	24.00	-1.00

**Output Power Results**

Channel	Frequency (MHz)	Chain 0 Meas Power (dBm)	Chain 1 Meas Power (dBm)	Total Corr'd EIRP (dBm)	Power Limit EIRP (dBm)	Power Margin (dB)
Low	6025	6.45	6.38	14.11	24.00	-9.89
Mid	6185	6.24	6.17	13.90	24.00	-10.10
High	6345	5.93	6.26	13.79	24.00	-10.21

**2TX CHAIN 0 + CHAIN 1 CDD OFDMA MODE: 484T+996T (NON-CONTIGUOUS) – STANDARD POWER**

<b>Test Engineer:</b>	85502
<b>Test Date:</b>	2024/01/04

**Bandwidth, Antenna Gain and Limits**

Channel	Frequency (MHz)	Directional Gain for Power (dBi)	Directional Gain for PSD (dBi)	e.i.r.p. Power Limit (dBm)	PSD Limit (dBm)
Low	6025	4.68	7.41	30.00	17.00
Mid	6185	4.68	7.41	30.00	17.00
High	6345	4.68	7.41	30.00	17.00

**Output Power Results**

Channel	Frequency (MHz)	Chain 0 Meas Power (dBm)	Chain 1 Meas Power (dBm)	Total Corr'd EIRP (dBm)	Power Limit EIRP (dBm)	Power Margin (dB)
Low	6025	17.78	17.54	25.35	30.00	-4.65
Mid	6185	17.56	17.52	25.23	30.00	-4.77
High	6345	16.81	16.75	24.47	30.00	-5.53

**2TX CHAIN 0 + CHAIN 1 CDD OFDMA MODE: 484T+996T (NON-CONTIGUOUS) – LOW POWER INDOOR**

<b>Test Engineer:</b>	85502
<b>Test Date:</b>	2024/01/04

**Bandwidth, Antenna Gain and Limits**

Channel	Frequency (MHz)	Directional Gain for Power (dBi)	Directional Gain for PSD (dBi)	e.i.r.p. Power Limit (dBm)	PSD Limit (dBm)
Low	6025	4.68	7.41	24.00	-1.00
Mid	6185	4.68	7.41	24.00	-1.00
High	6345	4.68	7.41	24.00	-1.00

**Output Power Results**

Channel	Frequency (MHz)	Chain 0 Meas Power (dBm)	Chain 1 Meas Power (dBm)	Total Corr'd EIRP (dBm)	Power Limit EIRP (dBm)	Power Margin (dB)
Low	6025	6.47	6.42	14.14	24.00	-9.86
Mid	6185	6.36	6.36	14.05	24.00	-9.95
High	6345	6.20	6.35	13.97	24.00	-10.03

**2TX CHAIN 0 + CHAIN 1 CDD OFDMA MODE: 2x 996T – STANDARD POWER**

<b>Test Engineer:</b>	85502
<b>Test Date:</b>	2024/01/04

**Bandwidth, Antenna Gain and Limits**

Channel	Frequency (MHz)	Directional Gain for Power (dBi)	Directional Gain for PSD (dBi)	e.i.r.p. Power Limit (dBm)	PSD Limit (dBm)
Low	6025	4.68	7.41	30.00	17.00
Mid	6185	4.68	7.41	30.00	17.00
High	6345	4.68	7.41	30.00	17.00

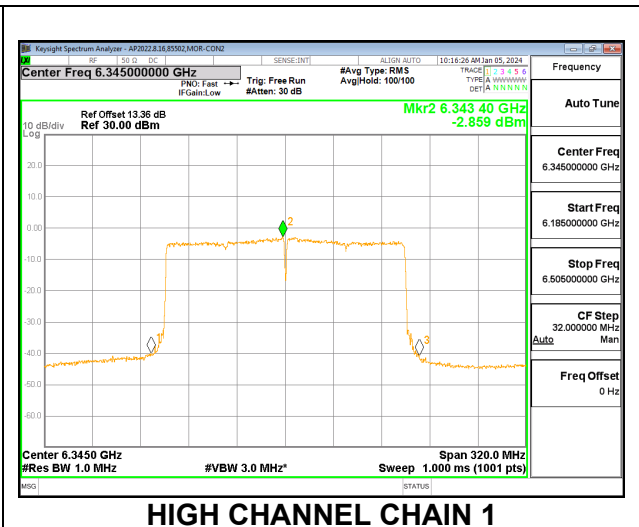
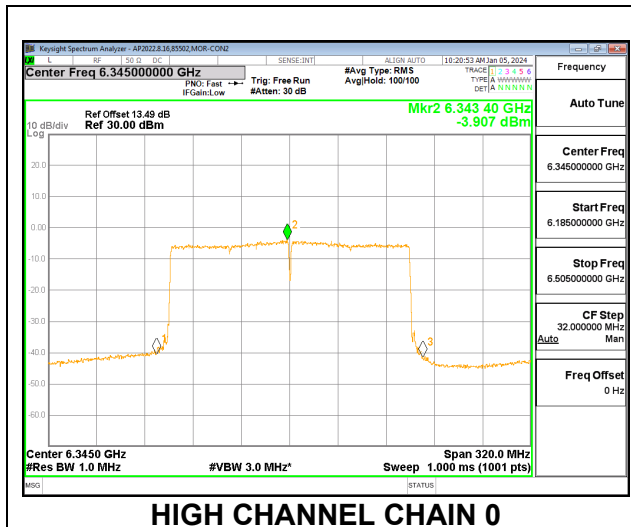
<b>Duty Cycle CF (dB)</b>	0.00	<b>Included in Calculations of Corr'd PSD</b>
---------------------------	------	---

**Output Power Results**

Channel	Frequency (MHz)	Chain 0 Meas Power (dBm)	Chain 1 Meas Power (dBm)	Total Corr'd EIRP (dBm)	Power Limit EIRP (dBm)	Power Margin (dB)
Low	6025	15.83	14.93	23.09	30.00	-6.91
Mid	6185	15.70	14.86	22.99	30.00	-7.01
High	6345	17.01	17.07	24.73	30.00	-5.27

**PSD Results**

Channel	Frequency (MHz)	Chain 0 Meas PSD (dBm)	Chain 1 Meas PSD (dBm)	Total Corr'd PSD (dBm)	PSD Limit (dBm)	PSD Margin (dB)
Low	6025	-3.81	-3.63	6.70	17.00	-10.30
Mid	6185	-4.90	-3.71	6.15	17.00	-10.85
High	6345	-3.91	-2.86	7.07	17.00	-9.93





**2TX CHAIN 0 + CHAIN 1 CDD OFDMA MODE: 2x 996T – LOW POWER INDOOR**

<b>Test Engineer:</b>	85502, 84740
<b>Test Date:</b>	2024/01/04, 2024/01/31

**Bandwidth, Antenna Gain and Limits**

Channel	Frequency (MHz)	Directional Gain for Power (dBi)	Directional Gain for PSD (dBi)	e.i.r.p. Power Limit (dBm)	PSD Limit (dBm)
Low	6025	4.68	7.41	24.00	-1.00
Mid	6185	4.68	7.41	24.00	-1.00
High	6345	4.68	7.41	24.00	-1.00

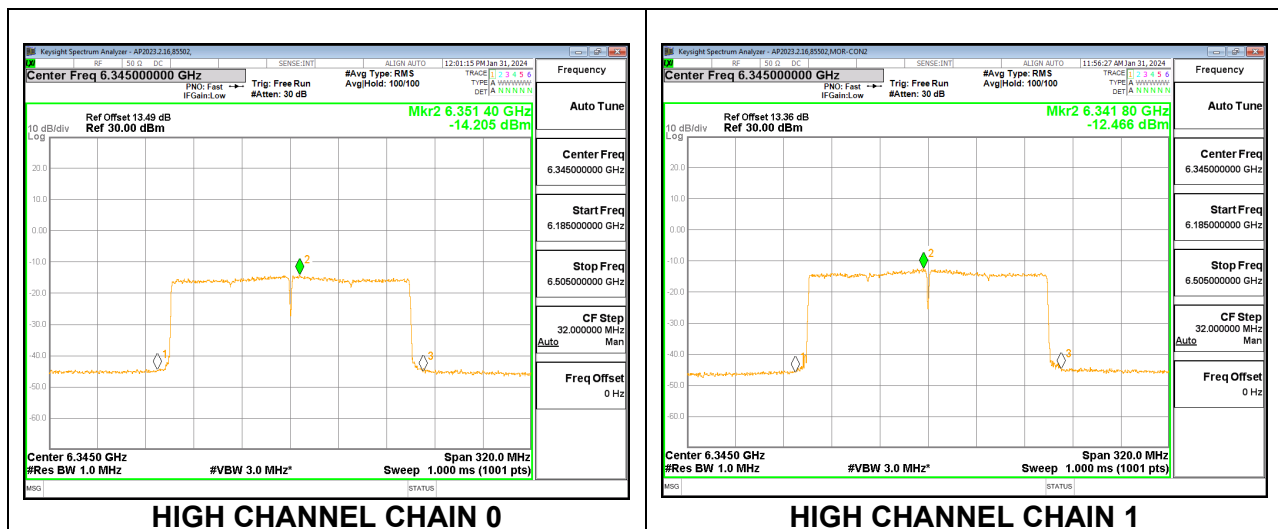
<b>Duty Cycle CF (dB)</b>	0.00	<b>Included in Calculations of Corr'd PSD</b>
---------------------------	------	---

**Output Power Results**

Channel	Frequency (MHz)	Chain 0 Meas Power (dBm)	Chain 1 Meas Power (dBm)	Total Corr'd EIRP (dBm)	Power Limit EIRP (dBm)	Power Margin (dB)
Low	6025	6.97	6.51	14.44	24.00	-9.56
Mid	6185	6.77	6.66	14.41	24.00	-9.59
High	6345	6.56	6.68	14.31	24.00	-9.69

**PSD Results**

Channel	Frequency (MHz)	Chain 0 Meas PSD (dBm)	Chain 1 Meas PSD (dBm)	Total Corr'd PSD (dBm)	PSD Limit (dBm)	PSD Margin (dB)
Low	6025	-13.69	-13.45	-3.15	-1.00	-2.15
Mid	6185	-14.07	-13.36	-3.28	-1.00	-2.28
High	6345	-14.21	-12.47	-2.83	-1.00	-1.83



**2TX CHAIN 0 + CHAIN 1 CDD OFDMA MODE: SU – STANDARD POWER**

<b>Test Engineer:</b>	85502
<b>Test Date:</b>	2024/01/04

**Bandwidth, Antenna Gain and Limits**

Channel	Frequency (MHz)	Directional Gain for Power (dBi)	Directional Gain for PSD (dBi)	e.i.r.p. Power Limit (dBm)	PSD Limit (dBm)
Low	6025	4.68	7.41	30.00	17.00
Mid	6185	4.68	7.41	30.00	17.00
High	6345	4.68	7.41	30.00	17.00

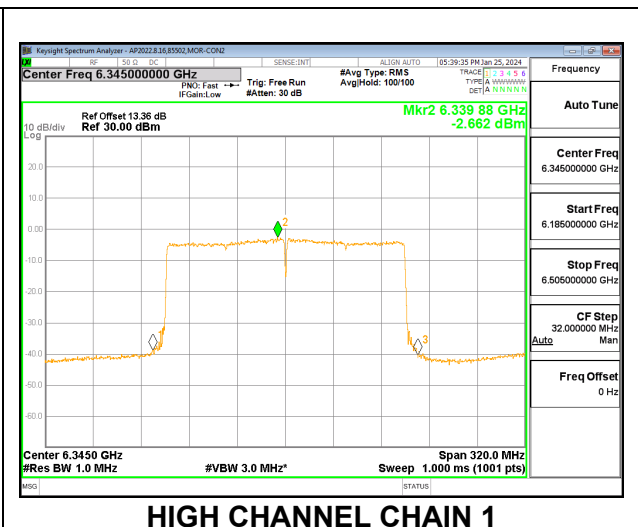
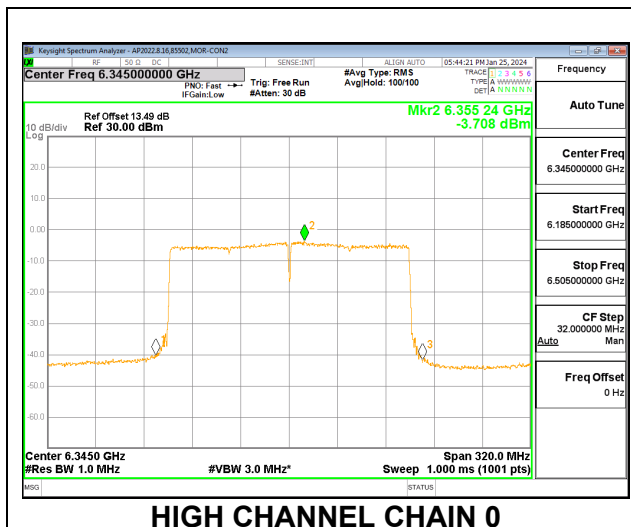
<b>Duty Cycle CF (dB)</b>	0.00	<b>Included in Calculations of Corr'd PSD</b>
---------------------------	------	---

**Output Power Results**

Channel	Frequency (MHz)	Chain 0 Meas Power (dBm)	Chain 1 Meas Power (dBm)	Total Corr'd EIRP (dBm)	Power Limit EIRP (dBm)	Power Margin (dB)
Low	6025	17.13	16.66	24.59	30.00	-5.41
Mid	6185	17.06	16.87	24.66	30.00	-5.34
High	6345	17.03	17.17	24.79	30.00	-5.21

**PSD Results**

Channel	Frequency (MHz)	Chain 0 Meas PSD (dBm)	Chain 1 Meas PSD (dBm)	Total Corr'd PSD (dBm)	PSD Limit (dBm)	PSD Margin (dB)
Low	6025	-3.34	-3.85	6.83	17.00	-10.17
Mid	6185	-4.12	-3.96	6.38	17.00	-10.62
High	6345	-3.71	-2.66	7.27	17.00	-9.73



### 9.2.6. 802.11be EHT320 MODE 2TX IN THE UNII-5 BAND

#### 2TX CHAIN 0 + CHAIN 1 CDD OFDMA MODE: 2x996T+484T (CONTIGUOUS) – STANDARD POWER

<b>Test Engineer:</b>	85502
<b>Test Date:</b>	2024/01/04

#### Bandwidth, Antenna Gain and Limits

Channel	Frequency (MHz)	Directional Gain for Power (dBi)	Directional Gain for PSD (dBi)	e.i.r.p. Power Limit (dBm)	PSD Limit (dBm)
Low	6105	4.68	7.41	30.00	17.00
High	6265	4.68	7.41	30.00	17.00

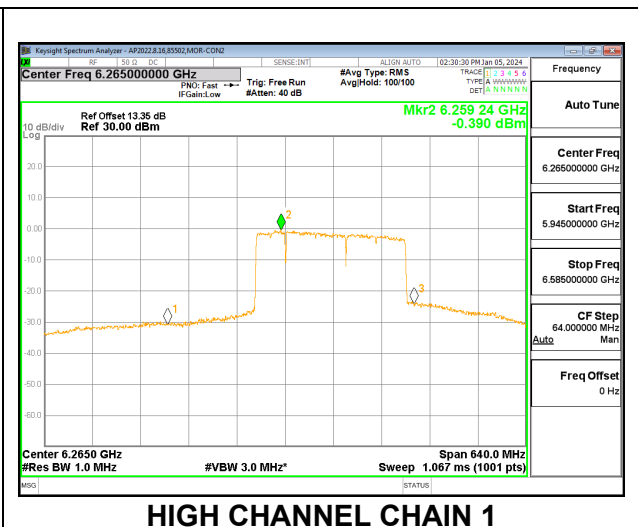
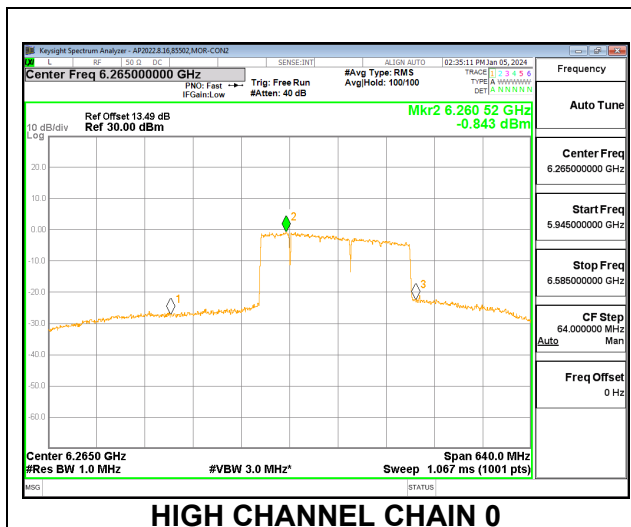
<b>Duty Cycle CF (dB)</b>	0.14	<b>Included in Calculations of Corr'd PSD</b>
---------------------------	------	---

#### Output Power Results

Channel	Frequency (MHz)	Chain 0 Meas Power (dBm)	Chain 1 Meas Power (dBm)	Total Corr'd EIRP (dBm)	Power Limit EIRP (dBm)	Power Margin (dB)
Low	6105	15.89	15.51	23.39	30.00	-6.61
High	6265	15.63	15.58	23.30	30.00	-6.70

#### PSD Results

Channel	Frequency (MHz)	Chain 0 Meas PSD (dBm)	Chain 1 Meas PSD (dBm)	Total Corr'd PSD (dBm)	PSD Limit (dBm)	PSD Margin (dB)
Low	6105	-1.54	-1.19	9.20	17.00	-7.80
High	6265	-0.84	-0.39	9.95	17.00	-7.05



**2TX CHAIN 0 + CHAIN 1 CDD OFDMA MODE: 2x996T+484T (CONTIGUOUS) – LOW POWER INDOOR**

<b>Test Engineer:</b>	85502, 84740
<b>Test Date:</b>	2024/01/04, 2024/02/20

**Bandwidth, Antenna Gain and Limits**

Channel	Frequency (MHz)	Directional Gain for Power (dBi)	Directional Gain for PSD (dBi)	EIRP Power Limit (dBm)	PSD Limit (dBm)
Low	6105	4.68	7.41	24.00	-1.00
High	6265	4.68	7.41	24.00	-1.00

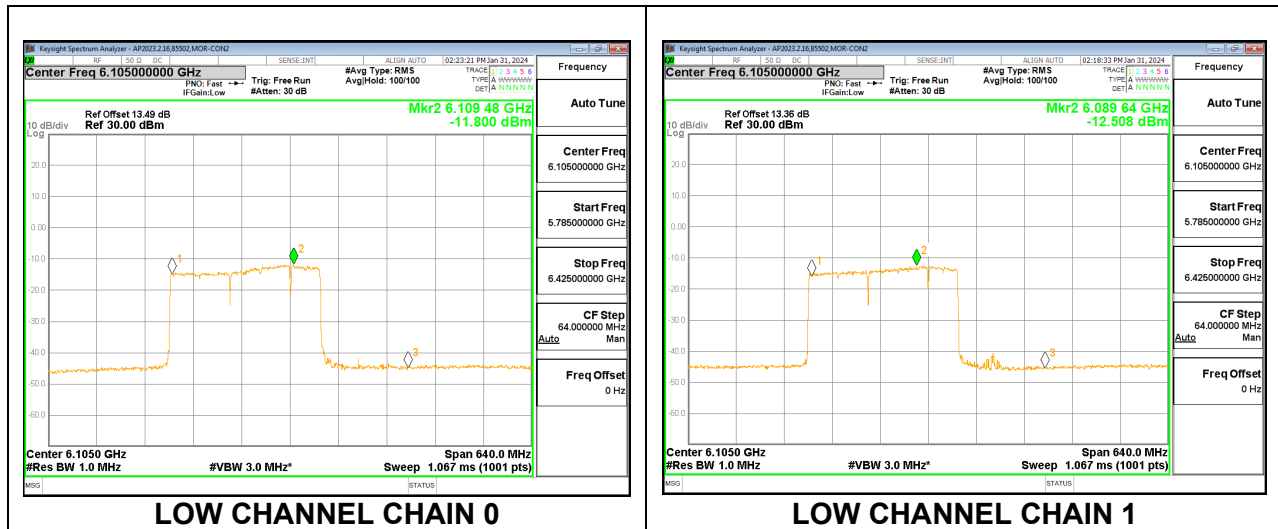
<b>Duty Cycle CF (dB)</b>	0.14	<b>Included in Calculations of Corr'd PSD</b>
---------------------------	------	---

**Output Power Results**

Channel	Frequency (MHz)	Chain 0 Meas Power (dBm)	Chain 1 Meas Power (dBm)	Total Corr'd EIRP (dBm)	Power Limit EIRP (dBm)	Power Margin (dB)
Low	6105	7.42	7.15	14.98	24.00	-9.02
High	6265	6.37	5.83	13.80	24.00	-10.20

**PSD Results**

Channel	Frequency (MHz)	Chain 0 Meas PSD (dBm)	Chain 1 Meas PSD (dBm)	Total Corr'd PSD (dBm)	PSD Limit (dBm)	PSD Margin (dB)
Low	6105	-11.80	-12.51	-1.58	-1.00	-0.58
High	6265	-12.75	-12.36	-1.99	-1.00	-0.99



**2TX CHAIN 0 + CHAIN 1 CDD OFDMA MODE: 2x996T+484T (NON-CONTIGUOUS) – STANDARD POWER**

<b>Test Engineer:</b>	85502
<b>Test Date:</b>	2024/01/04

**Bandwidth, Antenna Gain and Limits**

Channel	Frequency (MHz)	Directional Gain for Power (dBi)	Directional Gain for PSD (dBi)	EIRP Power Limit (dBm)	PSD Limit (dBm)
Low	6105	4.68	7.41	30.00	17.00
High	6265	4.68	7.41	30.00	17.00

**Output Power Results**

Channel	Frequency (MHz)	Chain 0 Meas Power (dBm)	Chain 1 Meas Power (dBm)	Total Corr'd EIRP (dBm)	Power Limit EIRP (dBm)	Power Margin (dB)
Low	6105	15.79	15.43	23.30	30.00	-6.70
High	6265	15.50	15.40	23.14	30.00	-6.86

**2TX CHAIN 0 + CHAIN 1 CDD OFDMA MODE: 2x996T+484T (NON-CONTIGUOUS) – LOW POWER INDOOR**

<b>Test Engineer:</b>	85502, 84740
<b>Test Date:</b>	2024/01/04, 2024/02/20

**Bandwidth, Antenna Gain and Limits**

Channel	Frequency (MHz)	Directional Gain for Power (dBi)	Directional Gain for PSD (dBi)	EIRP Power Limit (dBm)	PSD Limit (dBm)
Low	6105	4.68	7.41	24.00	-1.00
High	6265	4.68	7.41	24.00	-1.00

**Output Power Results**

Channel	Frequency (MHz)	Chain 0 Meas Power (dBm)	Chain 1 Meas Power (dBm)	Total Corr'd EIRP (dBm)	Power Limit EIRP (dBm)	Power Margin (dB)
Low	6105	7.31	6.91	14.80	24.00	-9.20
High	6265	6.55	5.68	13.83	24.00	-10.17

**2TX CHAIN 0 + CHAIN 1 CDD OFDMA MODE: 996T+484T+996T (NON-CONTIGUOUS) – STANDARD POWER**

<b>Test Engineer:</b>	85502
<b>Test Date:</b>	2024/01/04

**Bandwidth, Antenna Gain and Limits**

Channel	Frequency (MHz)	Directional Gain for Power (dBi)	Directional Gain for PSD (dBi)	EIRP Power Limit (dBm)	PSD Limit (dBm)
Low	6105	4.68	7.41	30.00	17.00
High	6265	4.68	7.41	30.00	17.00

**Output Power Results**

Channel	Frequency (MHz)	Chain 0 Meas Power (dBm)	Chain 1 Meas Power (dBm)	Total Corr'd EIRP (dBm)	Power Limit EIRP (dBm)	Power Margin (dB)
Low	6105	15.60	15.11	23.05	30.00	-6.95
High	6265	15.96	15.87	23.61	30.00	-6.39

**2TX CHAIN 0 + CHAIN 1 CDD OFDMA MODE: 996T+484T+996T (NON-CONTIGUOUS) – LOW POWER INDOOR**

<b>Test Engineer:</b>	85502
<b>Test Date:</b>	2024/01/04

**Bandwidth, Antenna Gain and Limits**

Channel	Frequency (MHz)	Directional Gain for Power (dBi)	Directional Gain for PSD (dBi)	EIRP Power Limit (dBm)	PSD Limit (dBm)
Low	6105	4.68	7.41	24.00	-1.00
High	6265	4.68	7.41	24.00	-1.00

**Output Power Results**

Channel	Frequency (MHz)	Chain 0 Meas Power (dBm)	Chain 1 Meas Power (dBm)	Total Corr'd EIRP (dBm)	Power Limit EIRP (dBm)	Power Margin (dB)
Low	6105	7.03	6.76	14.59	24.00	-9.41
High	6265	6.16	5.43	13.50	24.00	-10.50

**2TX CHAIN 0 + CHAIN 1 CDD OFDMA MODE: 996T+484T+996T (NON-CONTIGUOUS 2) – STANDARD POWER**

<b>Test Engineer:</b>	85502
<b>Test Date:</b>	2024/01/04

**Bandwidth, Antenna Gain and Limits**

Channel	Frequency (MHz)	Directional Gain for Power (dBi)	Directional Gain for PSD (dBi)	EIRP Power Limit (dBm)	PSD Limit (dBm)
Low	6105	4.68	7.41	30.00	17.00
High	6265	4.68	7.41	30.00	17.00

**Output Power Results**

Channel	Frequency (MHz)	Chain 0 Meas Power (dBm)	Chain 1 Meas Power (dBm)	Total Corr'd EIRP (dBm)	Power Limit EIRP (dBm)	Power Margin (dB)
Low	6105	15.46	15.19	23.02	30.00	-6.98
High	6265	15.96	15.85	23.60	30.00	-6.40

**2TX CHAIN 0 + CHAIN 1 CDD OFDMA MODE: 996T+484T+996T (NON-CONTIGUOUS 2) – LOW POWER INDOOR**

<b>Test Engineer:</b>	85502, 84740
<b>Test Date:</b>	2024/01/04, 2024/02/20

**Bandwidth, Antenna Gain and Limits**

Channel	Frequency (MHz)	Directional Gain for Power (dBi)	Directional Gain for PSD (dBi)	EIRP Power Limit (dBm)	PSD Limit (dBm)
Low	6105	4.68	7.41	24.00	-1.00
High	6265	4.68	7.41	24.00	-1.00

**Output Power Results**

Channel	Frequency (MHz)	Chain 0 Meas Power (dBm)	Chain 1 Meas Power (dBm)	Total Corr'd EIRP (dBm)	Power Limit EIRP (dBm)	Power Margin (dB)
Low	6105	7.12	6.83	14.67	24.00	-9.33
High	6265	6.25	5.41	13.54	24.00	-10.46

**2TX CHAIN 0 + CHAIN 1 CDD OFDMA MODE: 3x996T (CONTIGUOUS) – STANDARD POWER**

<b>Test Engineer:</b>	85502
<b>Test Date:</b>	2024/01/04

**Bandwidth, Antenna Gain and Limits**

Channel	Frequency (MHz)	Directional Gain for Power (dBi)	Directional Gain for PSD (dBi)	EIRP Power Limit (dBm)	PSD Limit (dBm)
Low	6105	4.68	7.41	30.00	17.00
High	6265	4.68	7.41	30.00	17.00

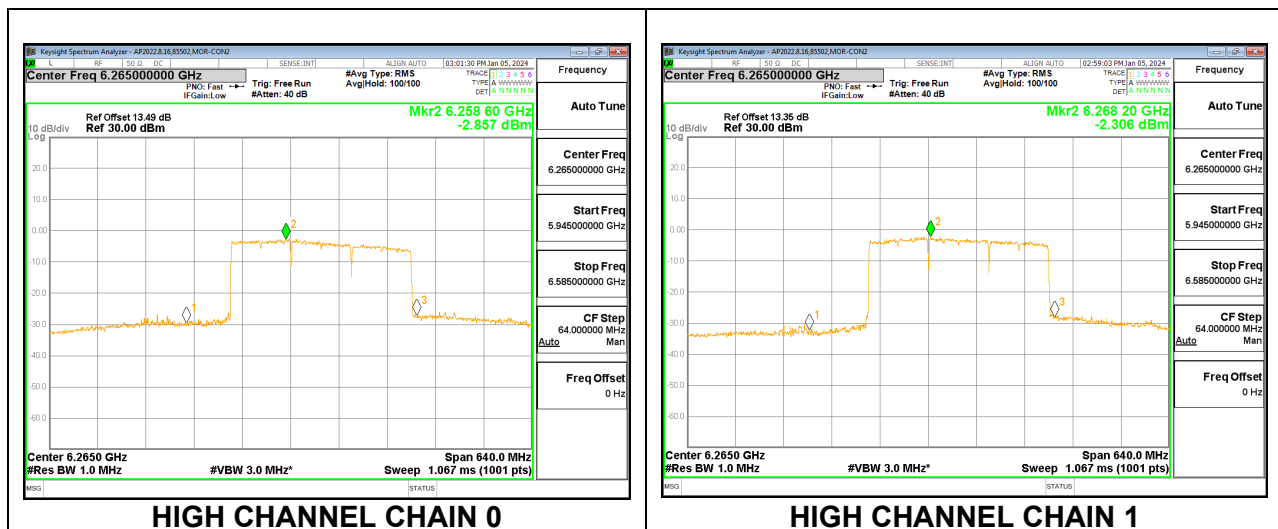
<b>Duty Cycle CF (dB)</b>	0.17	<b>Included in Calculations of Corr'd PSD</b>
---------------------------	------	---

**Output Power Results**

Channel	Frequency (MHz)	Chain 0 Meas Power (dBm)	Chain 1 Meas Power (dBm)	Total Corr'd EIRP (dBm)	Power Limit EIRP (dBm)	Power Margin (dB)
Low	6105	15.79	15.34	23.26	30.00	-6.74
High	6265	15.44	15.58	23.20	30.00	-6.80

**PSD Results**

Channel	Frequency (MHz)	Chain 0 Meas PSD (dBm)	Chain 1 Meas PSD (dBm)	Total Corr'd PSD (dBm)	PSD Limit (dBm)	PSD Margin (dB)
Low	6105	-3.26	-2.72	7.61	17.00	-9.39
High	6265	-2.86	-2.31	8.02	17.00	-8.98





**2TX CHAIN 0 + CHAIN 1 CDD OFDMA MODE: 3x996T (CONTIGUOUS) – LOW POWER INDOOR**

<b>Test Engineer:</b>	85502
<b>Test Date:</b>	2024/01/04

**Bandwidth, Antenna Gain and Limits**

Channel	Frequency (MHz)	Directional Gain for Power (dBi)	Directional Gain for PSD (dBi)	EIRP Power Limit (dBm)	PSD Limit (dBm)
Low	6105	4.68	7.41	24.00	-1.00
High	6265	4.68	7.41	24.00	-1.00

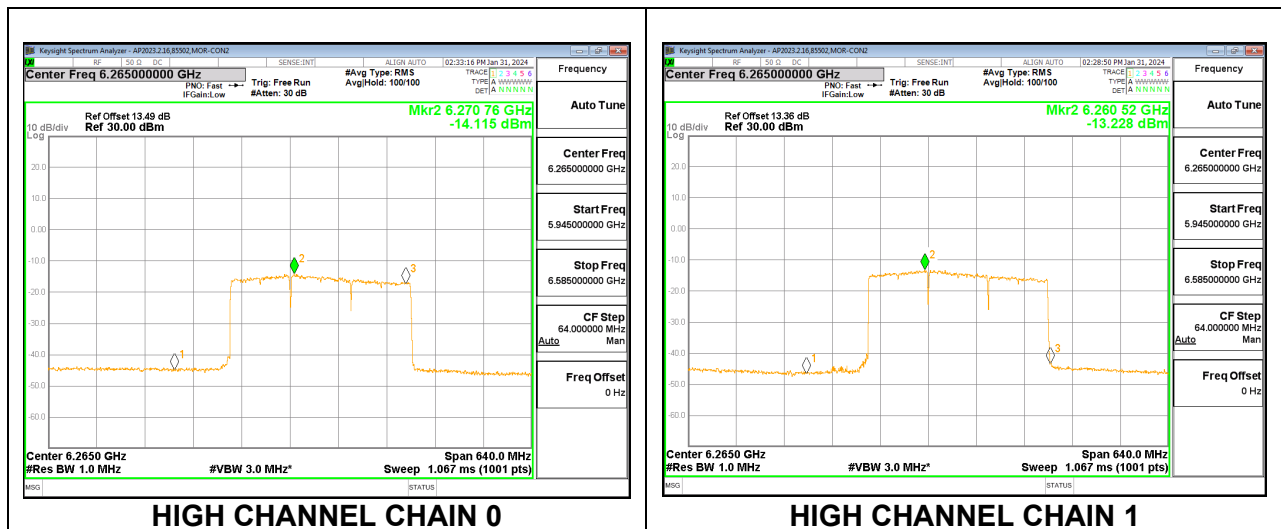
<b>Duty Cycle CF (dB)</b>	0.17	<b>Included in Calculations of Corr'd PSD</b>
---------------------------	------	---

**Output Power Results**

Channel	Frequency (MHz)	Chain 0 Meas Power (dBm)	Chain 1 Meas Power (dBm)	Total Corr'd EIRP (dBm)	Power Limit EIRP (dBm)	Power Margin (dB)
Low	6105	7.34	6.82	14.78	24.00	-9.22
High	6265	7.13	7.33	14.92	24.00	-9.08

**PSD Results**

Channel	Frequency (MHz)	Chain 0 Meas PSD (dBm)	Chain 1 Meas PSD (dBm)	Total Corr'd PSD (dBm)	PSD Limit (dBm)	PSD Margin (dB)
Low	6105	-14.10	-14.40	-3.66	-1.00	-2.66
High	6265	-14.12	-13.23	-3.06	-1.00	-2.06



**2TX CHAIN 0 + CHAIN 1 CDD OFDMA MODE: 3x996T (NON-CONTIGUOUS) – STANDARD POWER**

<b>Test Engineer:</b>	85502
<b>Test Date:</b>	2024/01/04

**Bandwidth, Antenna Gain and Limits**

Channel	Frequency (MHz)	Directional Gain for Power (dBi)	Directional Gain for PSD (dBi)	EIRP Power Limit (dBm)	PSD Limit (dBm)
Low	6105	4.68	7.41	30.00	17.00
High	6265	4.68	7.41	30.00	17.00

**Output Power Results**

Channel	Frequency (MHz)	Chain 0 Meas Power (dBm)	Chain 1 Meas Power (dBm)	Total Corr'd EIRP (dBm)	Power Limit EIRP (dBm)	Power Margin (dB)
Low	6105	15.91	15.37	23.34	30.00	-6.66
High	6265	15.70	15.66	23.37	30.00	-6.63

**2TX CHAIN 0 + CHAIN 1 CDD OFDMA MODE: 3x996T (NON-CONTIGUOUS) – LOW POWER INDOOR**

<b>Test Engineer:</b>	85502
<b>Test Date:</b>	2024/01/04

**Bandwidth, Antenna Gain and Limits**

Channel	Frequency (MHz)	Directional Gain for Power (dBi)	Directional Gain for PSD (dBi)	EIRP Power Limit (dBm)	PSD Limit (dBm)
Low	6105	4.68	7.41	24.00	-1.00
High	6265	4.68	7.41	24.00	-1.00

**Output Power Results**

Channel	Frequency (MHz)	Chain 0 Meas Power (dBm)	Chain 1 Meas Power (dBm)	Total Corr'd EIRP (dBm)	Power Limit EIRP (dBm)	Power Margin (dB)
Low	6105	6.90	6.52	14.40	24.00	-9.60
High	6265	6.87	6.88	14.57	24.00	-9.43

**2TX CHAIN 0 + CHAIN 1 CDD OFDMA MODE: 3x996T (NON-CONTIGUOUS 2) – STANDARD POWER**

<b>Test Engineer:</b>	85502
<b>Test Date:</b>	2024/01/04

**Bandwidth, Antenna Gain and Limits**

Channel	Frequency (MHz)	Directional Gain for Power (dBi)	Directional Gain for PSD (dBi)	EIRP Power Limit (dBm)	PSD Limit (dBm)
Low	6105	4.68	7.41	30.00	17.00
High	6265	4.68	7.41	30.00	17.00

**Output Power Results**

Channel	Frequency (MHz)	Chain 0 Meas Power (dBm)	Chain 1 Meas Power (dBm)	Total Corr'd EIRP (dBm)	Power Limit EIRP (dBm)	Power Margin (dB)
Low	6105	15.89	15.44	23.36	30.00	-6.64
High	6265	15.72	15.72	23.41	30.00	-6.59

**2TX CHAIN 0 + CHAIN 1 CDD OFDMA MODE: 3x996T (NON-CONTIGUOUS 2) – LOW POWER INDOOR**

<b>Test Engineer:</b>	85502
<b>Test Date:</b>	2024/01/04

**Bandwidth, Antenna Gain and Limits**

Channel	Frequency (MHz)	Directional Gain for Power (dBi)	Directional Gain for PSD (dBi)	EIRP Power Limit (dBm)	PSD Limit (dBm)
Low	6105	4.68	7.41	24.00	-1.00
High	6265	4.68	7.41	24.00	-1.00

**Output Power Results**

Channel	Frequency (MHz)	Chain 0 Meas Power (dBm)	Chain 1 Meas Power (dBm)	Total Corr'd EIRP (dBm)	Power Limit EIRP (dBm)	Power Margin (dB)
Low	6105	6.93	6.59	14.45	24.00	-9.55
High	6265	6.81	6.94	14.57	24.00	-9.43

**2TX CHAIN 0 + CHAIN 1 CDD OFDMA MODE: 3x996T+484T (CONTIGUOUS) – STANDARD POWER**

<b>Test Engineer:</b>	85502
<b>Test Date:</b>	2024/01/04

**Bandwidth, Antenna Gain and Limits**

Channel	Frequency (MHz)	Directional Gain for Power (dBi)	Directional Gain for PSD (dBi)	EIRP Power Limit (dBm)	PSD Limit (dBm)
Low	6105	4.68	7.41	30.00	17.00
High	6265	4.68	7.41	30.00	17.00

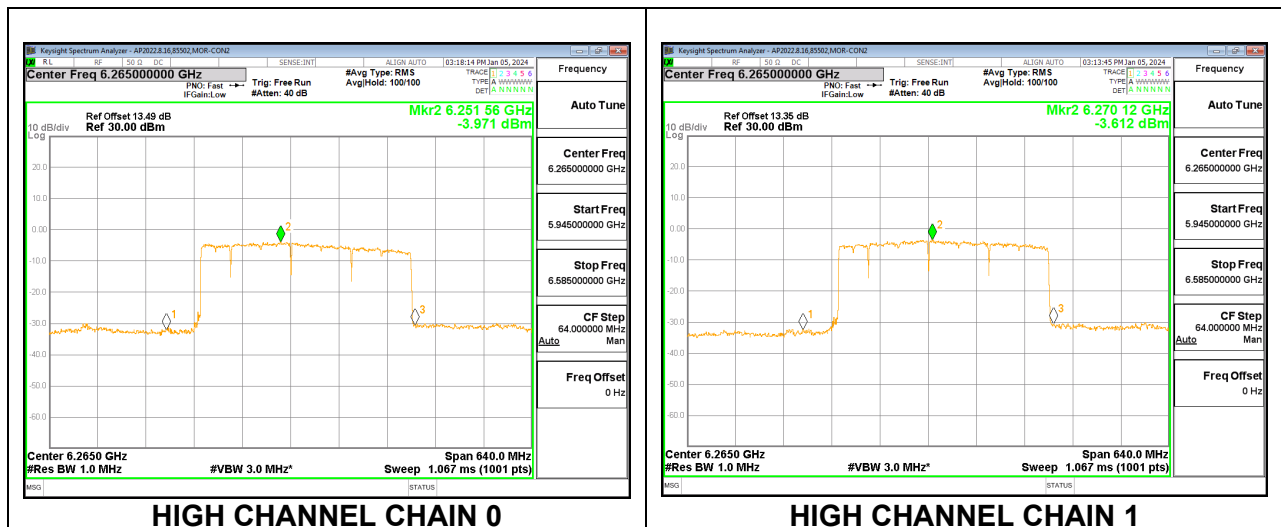
<b>Duty Cycle CF (dB)</b>	0.18	<b>Included in Calculations of Corr'd PSD</b>
---------------------------	------	---

**Output Power Results**

Channel	Frequency (MHz)	Chain 0 Meas Power (dBm)	Chain 1 Meas Power (dBm)	Total Corr'd EIRP (dBm)	Power Limit EIRP (dBm)	Power Margin (dB)
Low	6105	15.84	15.49	23.36	30.00	-6.64
High	6265	15.79	15.67	23.42	30.00	-6.58

**PSD Results**

Channel	Frequency (MHz)	Chain 0 Meas PSD (dBm)	Chain 1 Meas PSD (dBm)	Total Corr'd PSD (dBm)	PSD Limit (dBm)	PSD Margin (dB)
Low	6105	-4.62	-3.81	6.40	17.00	-10.60
High	6265	-3.97	-3.61	6.81	17.00	-10.19



**2TX CHAIN 0 + CHAIN 1 CDD OFDMA MODE: 3x996T+484T (CONTIGUOUS) – LOW POWER INDOOR**

<b>Test Engineer:</b>	85502
<b>Test Date:</b>	2024/01/04

**Bandwidth, Antenna Gain and Limits**

Channel	Frequency (MHz)	Directional Gain for Power (dBi)	Directional Gain for PSD (dBi)	EIRP Power Limit (dBm)	PSD Limit (dBm)
Low	6105	4.68	7.41	24.00	-1.00
High	6265	4.68	7.41	24.00	-1.00

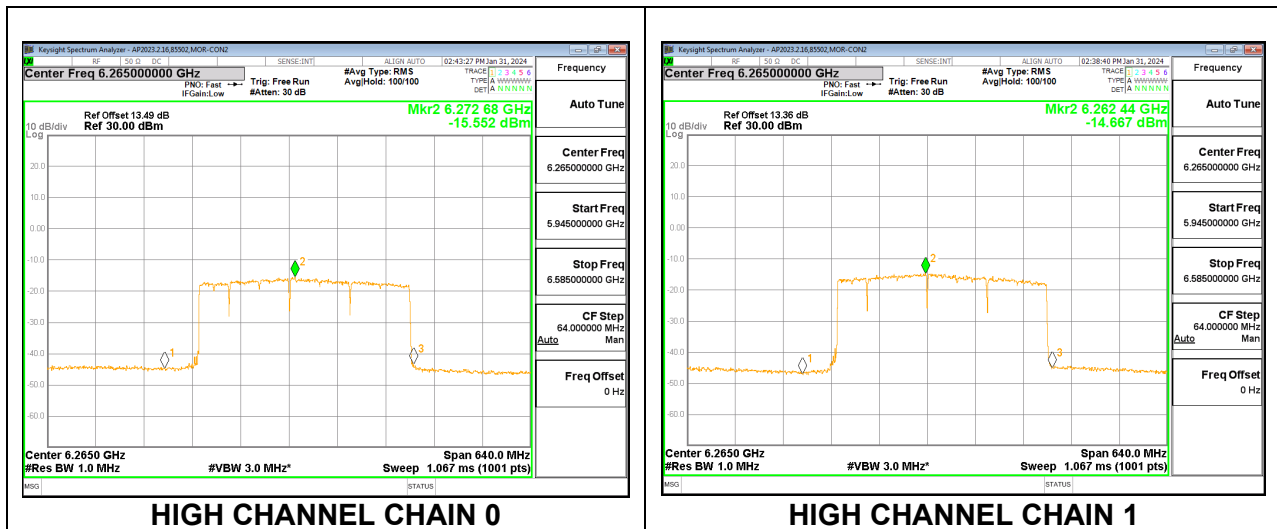
<b>Duty Cycle CF (dB)</b>	0.18	<b>Included in Calculations of Corr'd PSD</b>
---------------------------	------	---

**Output Power Results**

Channel	Frequency (MHz)	Chain 0 Meas Power (dBm)	Chain 1 Meas Power (dBm)	Total Corr'd EIRP (dBm)	Power Limit EIRP (dBm)	Power Margin (dB)
Low	6105	7.31	6.71	14.71	24.00	-9.29
High	6265	7.29	7.04	14.86	24.00	-9.14

**PSD Results**

Channel	Frequency (MHz)	Chain 0 Meas PSD (dBm)	Chain 1 Meas PSD (dBm)	Total Corr'd PSD (dBm)	PSD Limit (dBm)	PSD Margin (dB)
Low	6105	-15.13	-15.65	-4.78	-1.00	-3.78
High	6265	-15.55	-14.67	-4.49	-1.00	-3.49



**2TX CHAIN 0 + CHAIN 1 CDD OFDMA MODE: 3x996T+484T (NON-CONTIGUOUS) – STANDARD POWER**

<b>Test Engineer:</b>	85502
<b>Test Date:</b>	2024/01/04

**Bandwidth, Antenna Gain and Limits**

Channel	Frequency (MHz)	Directional Gain for Power (dBi)	Directional Gain for PSD (dBi)	EIRP Power Limit (dBm)	PSD Limit (dBm)
Low	6105	4.68	7.41	30.00	17.00
High	6265	4.68	7.41	30.00	17.00

**Output Power Results**

Channel	Frequency (MHz)	Chain 0 Meas Power (dBm)	Chain 1 Meas Power (dBm)	Total Corr'd EIRP (dBm)	Power Limit EIRP (dBm)	Power Margin (dB)
Low	6105	15.83	15.42	23.32	30.00	-6.68
High	6265	15.80	15.82	23.50	30.00	-6.50

**2TX CHAIN 0 + CHAIN 1 CDD OFDMA MODE: 3x996T+484T (NON-CONTIGUOUS) – LOW POWER INDOOR**

<b>Test Engineer:</b>	85502
<b>Test Date:</b>	2024/01/04

**Bandwidth, Antenna Gain and Limits**

Channel	Frequency (MHz)	Directional Gain for Power (dBi)	Directional Gain for PSD (dBi)	EIRP Power Limit (dBm)	PSD Limit (dBm)
Low	6105	4.68	7.41	24.00	-1.00
High	6265	4.68	7.41	24.00	-1.00

**Output Power Results**

Channel	Frequency (MHz)	Chain 0 Meas Power (dBm)	Chain 1 Meas Power (dBm)	Total Corr'd EIRP (dBm)	Power Limit EIRP (dBm)	Power Margin (dB)
Low	6105	7.34	6.71	14.73	24.00	-9.27
High	6265	7.33	7.06	14.89	24.00	-9.11

**2TX CHAIN 0 + CHAIN 1 CDD OFDMA MODE: 996T+484T+2x996T (NON-CONTIGUOUS) – STANDARD POWER**

<b>Test Engineer:</b>	85502
<b>Test Date:</b>	2024/01/04

**Bandwidth, Antenna Gain and Limits**

Channel	Frequency (MHz)	Directional Gain for Power (dBi)	Directional Gain for PSD (dBi)	EIRP Power Limit (dBm)	PSD Limit (dBm)
Low	6105	4.68	7.41	30.00	17.00
High	6265	4.68	7.41	30.00	17.00

**Output Power Results**

Channel	Frequency (MHz)	Chain 0 Meas Power (dBm)	Chain 1 Meas Power (dBm)	Total Corr'd EIRP (dBm)	Power Limit EIRP (dBm)	Power Margin (dB)
Low	6105	15.72	15.34	23.22	30.00	-6.78
High	6265	15.39	15.63	23.20	30.00	-6.80

**2TX CHAIN 0 + CHAIN 1 CDD OFDMA MODE: 996T+484T+2x996T (NON-CONTIGUOUS) – LOW POWER INDOOR**

<b>Test Engineer:</b>	85502
<b>Test Date:</b>	2024/01/04

**Bandwidth, Antenna Gain and Limits**

Channel	Frequency (MHz)	Directional Gain for Power (dBi)	Directional Gain for PSD (dBi)	EIRP Power Limit (dBm)	PSD Limit (dBm)
Low	6105	4.68	7.41	24.00	-1.00
High	6265	4.68	7.41	24.00	-1.00

**Output Power Results**

Channel	Frequency (MHz)	Chain 0 Meas Power (dBm)	Chain 1 Meas Power (dBm)	Total Corr'd EIRP (dBm)	Power Limit EIRP (dBm)	Power Margin (dB)
Low	6105	7.07	6.67	14.56	24.00	-9.44
High	6265	7.30	6.73	14.71	24.00	-9.29

**2TX CHAIN 0 + CHAIN 1 CDD OFDMA MODE: 996T+484T+2x996T (NON-CONTIGUOUS 2) – STANDARD POWER**

<b>Test Engineer:</b>	85502
<b>Test Date:</b>	2024/01/04

**Bandwidth, Antenna Gain and Limits**

Channel	Frequency (MHz)	Directional Gain for Power (dBi)	Directional Gain for PSD (dBi)	EIRP Power Limit (dBm)	PSD Limit (dBm)
Low	6105	4.68	7.41	30.00	17.00
High	6265	4.68	7.41	30.00	17.00

**Output Power Results**

Channel	Frequency (MHz)	Chain 0 Meas Power (dBm)	Chain 1 Meas Power (dBm)	Total Corr'd EIRP (dBm)	Power Limit EIRP (dBm)	Power Margin (dB)
Low	6105	15.77	15.32	23.24	30.00	-6.76
High	6265	15.52	15.48	23.19	30.00	-6.81

**2TX CHAIN 0 + CHAIN 1 CDD OFDMA MODE: 996T+484T+2x996T (NON-CONTIGUOUS 2) – LOW POWER INDOOR**

<b>Test Engineer:</b>	85502
<b>Test Date:</b>	2024/01/04

**Bandwidth, Antenna Gain and Limits**

Channel	Frequency (MHz)	Directional Gain for Power (dBi)	Directional Gain for PSD (dBi)	EIRP Power Limit (dBm)	PSD Limit (dBm)
Low	6105	4.68	7.41	24.00	-1.00
High	6265	4.68	7.41	24.00	-1.00

**Output Power Results**

Channel	Frequency (MHz)	Chain 0 Meas Power (dBm)	Chain 1 Meas Power (dBm)	Total Corr'd EIRP (dBm)	Power Limit EIRP (dBm)	Power Margin (dB)
Low	6105	7.13	6.57	14.55	24.00	-9.45
High	6265	7.18	6.95	14.76	24.00	-9.24



**2TX CHAIN 0 + CHAIN 1 CDD OFDMA MODE: 2x996T+484T+996T (NON-CONTIGUOUS) – STANDARD POWER**

<b>Test Engineer:</b>	85502
<b>Test Date:</b>	2024/01/04

**Bandwidth, Antenna Gain and Limits**

Channel	Frequency (MHz)	Directional Gain for Power (dBi)	Directional Gain for PSD (dBi)	EIRP Power Limit (dBm)	PSD Limit (dBm)
Low	6105	4.68	7.41	30.00	17.00
High	6265	4.68	7.41	30.00	17.00

**Output Power Results**

Channel	Frequency (MHz)	Chain 0 Meas Power (dBm)	Chain 1 Meas Power (dBm)	Total Corr'd EIRP (dBm)	Power Limit EIRP (dBm)	Power Margin (dB)
Low	6105	15.62	15.27	23.14	30.00	-6.86
High	6265	15.52	15.61	23.26	30.00	-6.74

**2TX CHAIN 0 + CHAIN 1 CDD OFDMA MODE: 2x996T+484T+996T (NON-CONTIGUOUS) – LOW POWER INDOOR**

<b>Test Engineer:</b>	85502
<b>Test Date:</b>	2024/01/04

**Bandwidth, Antenna Gain and Limits**

Channel	Frequency (MHz)	Directional Gain for Power (dBi)	Directional Gain for PSD (dBi)	EIRP Power Limit (dBm)	PSD Limit (dBm)
Low	6105	4.68	7.41	24.00	-1.00
High	6265	4.68	7.41	24.00	-1.00

**Output Power Results**

Channel	Frequency (MHz)	Chain 0 Meas Power (dBm)	Chain 1 Meas Power (dBm)	Total Corr'd EIRP (dBm)	Power Limit EIRP (dBm)	Power Margin (dB)
Low	6105	7.25	6.76	14.70	24.00	-9.30
High	6265	7.15	6.83	14.68	24.00	-9.32

**2TX CHAIN 0 + CHAIN 1 CDD OFDMA MODE: 2x996T+484T+996T (NON-CONTIGUOUS 2) – STANDARD POWER**

<b>Test Engineer:</b>	85502
<b>Test Date:</b>	2024/01/04

**Bandwidth, Antenna Gain and Limits**

Channel	Frequency (MHz)	Directional Gain for Power (dBi)	Directional Gain for PSD (dBi)	EIRP Power Limit (dBm)	PSD Limit (dBm)
Low	6105	4.68	7.41	30.00	17.00
High	6265	4.68	7.41	30.00	17.00

**Output Power Results**

Channel	Frequency (MHz)	Chain 0 Meas Power (dBm)	Chain 1 Meas Power (dBm)	Total Corr'd EIRP (dBm)	Power Limit EIRP (dBm)	Power Margin (dB)
Low	6105	15.71	15.41	23.25	30.00	-6.75
High	6265	15.52	15.60	23.25	30.00	-6.75

**2TX CHAIN 0 + CHAIN 1 CDD OFDMA MODE: 2x996T+484T+996T (NON-CONTIGUOUS 2) – LOW POWER INDOOR**

<b>Test Engineer:</b>	85502
<b>Test Date:</b>	2024/01/04

**Bandwidth, Antenna Gain and Limits**

Channel	Frequency (MHz)	Directional Gain for Power (dBi)	Directional Gain for PSD (dBi)	EIRP Power Limit (dBm)	PSD Limit (dBm)
Low	6105	4.68	7.41	24.00	-1.00
High	6265	4.68	7.41	24.00	-1.00

**Output Power Results**

Channel	Frequency (MHz)	Chain 0 Meas Power (dBm)	Chain 1 Meas Power (dBm)	Total Corr'd EIRP (dBm)	Power Limit EIRP (dBm)	Power Margin (dB)
Low	6105	7.13	6.54	14.54	24.00	-9.46
High	6265	7.12	6.79	14.65	24.00	-9.35

**2TX CHAIN 0 + CHAIN 1 CDD OFDMA MODE: 4x996T – STANDARD POWER**

<b>Test Engineer:</b>	85502
<b>Test Date:</b>	2024/01/04

**Bandwidth, Antenna Gain and Limits**

Channel	Frequency (MHz)	Directional Gain for Power (dBi)	Directional Gain for PSD (dBi)	EIRP Power Limit (dBm)	PSD Limit (dBm)
Low	6105	4.68	7.41	30.00	17.00
High	6265	4.68	7.41	30.00	17.00

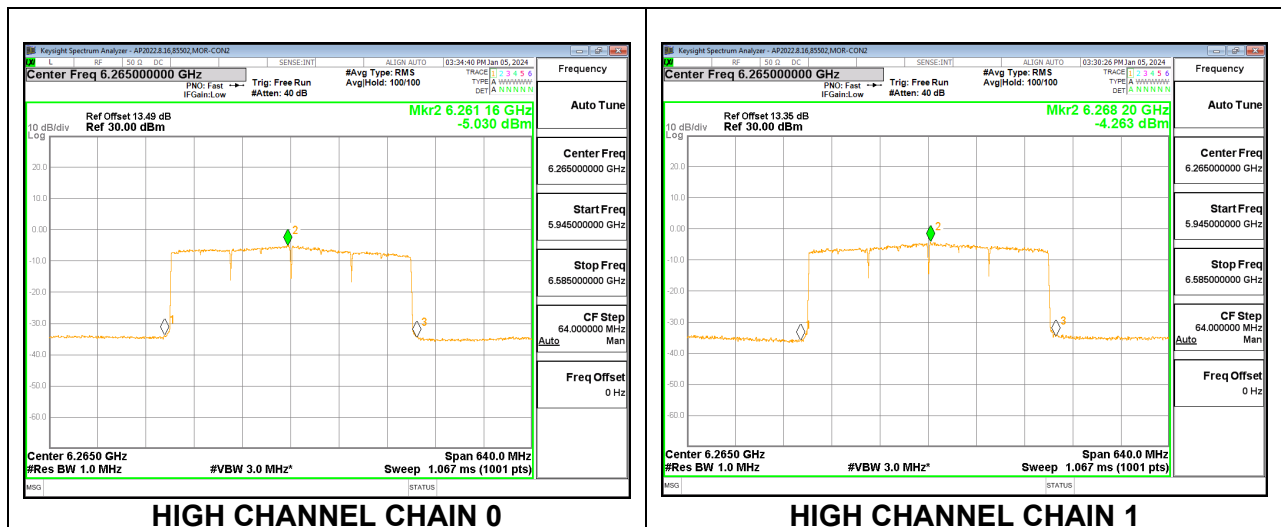
<b>Duty Cycle CF (dB)</b>	0.00	<b>Included in Calculations of Corr'd PSD</b>
---------------------------	------	---

**Output Power Results**

Channel	Frequency (MHz)	Chain 0 Meas Power (dBm)	Chain 1 Meas Power (dBm)	Total Corr'd EIRP (dBm)	Power Limit EIRP (dBm)	Power Margin (dB)
Low	6105	15.81	15.26	23.23	30.00	-6.77
High	6265	15.56	15.22	23.08	30.00	-6.92

**PSD Results**

Channel	Frequency (MHz)	Chain 0 Meas PSD (dBm)	Chain 1 Meas PSD (dBm)	Total Corr'd PSD (dBm)	PSD Limit (dBm)	PSD Margin (dB)
Low	6105	-5.51	-5.04	5.15	17.00	-11.85
High	6265	-5.03	-4.26	5.79	17.00	-11.21



**2TX CHAIN 0 + CHAIN 1 CDD OFDMA MODE: 4x996T – LOW POWER INDOOR**

<b>Test Engineer:</b>	85502
<b>Test Date:</b>	2024/01/04

**Bandwidth, Antenna Gain and Limits**

Channel	Frequency (MHz)	Directional Gain for Power (dBi)	Directional Gain for PSD (dBi)	EIRP Power Limit (dBm)	PSD Limit (dBm)
Low	6105	4.68	7.41	24.00	-1.00
High	6265	4.68	7.41	24.00	-1.00

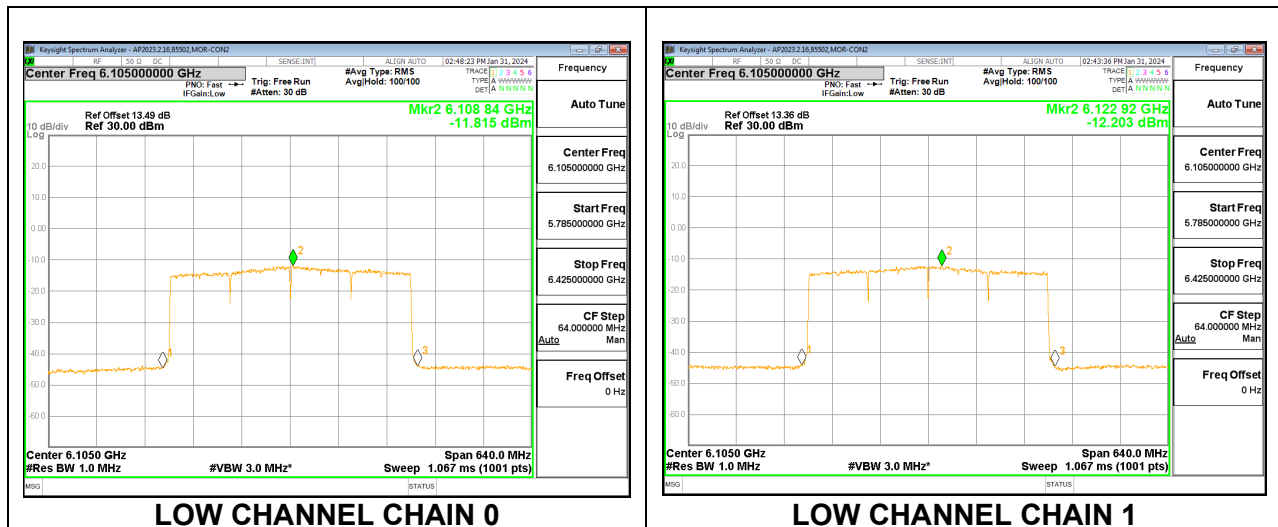
<b>Duty Cycle CF (dB)</b>	0.00	<b>Included in Calculations of Corr'd PSD</b>
---------------------------	------	---

**Output Power Results**

Channel	Frequency (MHz)	Chain 0 Meas Power (dBm)	Chain 1 Meas Power (dBm)	Total Corr'd EIRP (dBm)	Power Limit EIRP (dBm)	Power Margin (dB)
Low	6105	11.84	11.15	19.20	24.00	-4.80
High	6265	11.12	11.04	18.77	24.00	-5.23

**PSD Results**

Channel	Frequency (MHz)	Chain 0 Meas PSD (dBm)	Chain 1 Meas PSD (dBm)	Total Corr'd PSD (dBm)	PSD Limit (dBm)	PSD Margin (dB)
Low	6105	-11.82	-12.20	-1.58	-1.00	-0.58
High	6265	-13.05	-11.77	-1.94	-1.00	-0.94



### 9.2.7. 802.11a MODE 2TX IN THE UNII-6 BAND

#### 2TX CHAIN 0 + CHAIN 1 CDD OFDMA MODE – LOW POWER INDOOR

<b>Test Engineer:</b>	85502
<b>Test Date:</b>	2024/01/08

#### Bandwidth, Antenna Gain and Limits

Channel	Frequency (MHz)	Directional Gain for Power (dBi)	Directional Gain for PSD (dBi)	e.i.r.p. Power Limit (dBm)	PSD Limit (dBm)
Low	6435	5.61	8.35	24.00	-1.00
Mid	6475	5.61	8.35	24.00	-1.00
High	6515	5.61	8.35	24.00	-1.00

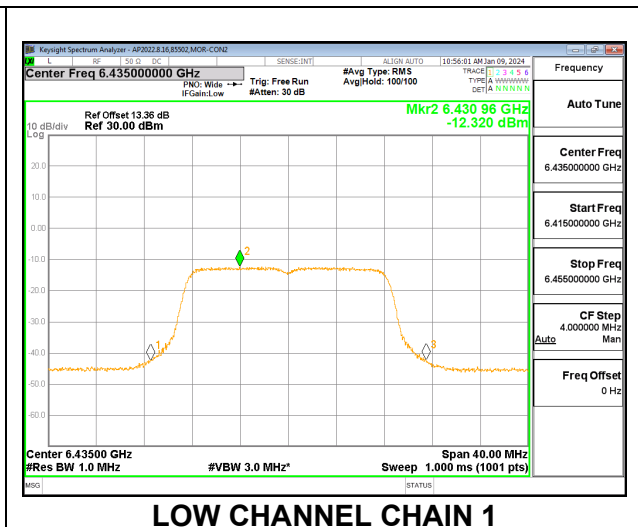
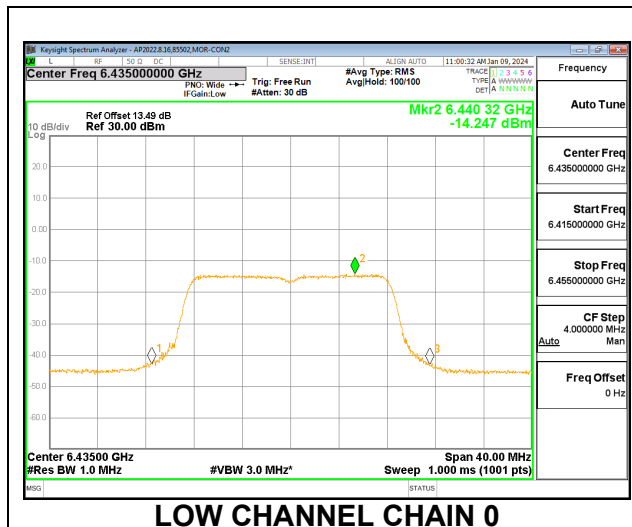
<b>Duty Cycle CF (dB)</b>	0.00	<b>Included in Calculations of Corr'd PSD</b>
---------------------------	------	---

#### Output Power Results

Channel	Frequency (MHz)	Chain 0 Meas Power (dBm)	Chain 1 Meas Power (dBm)	Total Corr'd EIRP (dBm)	Power Limit EIRP (dBm)	Power Margin (dB)
Low	6435	-1.93	-1.73	6.79	24.00	-17.21
Mid	6475	-2.44	-1.75	6.54	24.00	-17.46
High	6515	-2.09	-2.06	6.55	24.00	-17.45

#### PSD Results

Channel	Frequency (MHz)	Chain 0 Meas PSD (dBm)	Chain 1 Meas PSD (dBm)	Total Corr'd EIRP PSD (dBm)	PSD Limit (dBm)	PSD Margin (dB)
Low	6435	-14.25	-12.32	-1.82	-1.00	-0.82
Mid	6475	-14.60	-12.29	-1.93	-1.00	-0.93
High	6515	-14.43	-12.45	-1.97	-1.00	-0.97



### 9.2.8. 802.11be EHT20 MODE 2TX IN THE UNII-6 BAND

#### 2TX CHAIN 0 + CHAIN 1 CDD OFDMA MODE: 26T – LOW POWER INDOOR

<b>Test Engineer:</b>	85502
<b>Test Date:</b>	2024/01/08

#### Bandwidth, Antenna Gain and Limits

Channel	Frequency (MHz)	Directional Gain for Power (dBi)	Directional Gain for PSD (dBi)	e.i.r.p. Power Limit (dBm)	PSD Limit (dBm)
Low	6435	5.61	8.35	24.00	-1.00
Mid	6475	5.61	8.35	24.00	-1.00
High	6515	5.61	8.35	24.00	-1.00

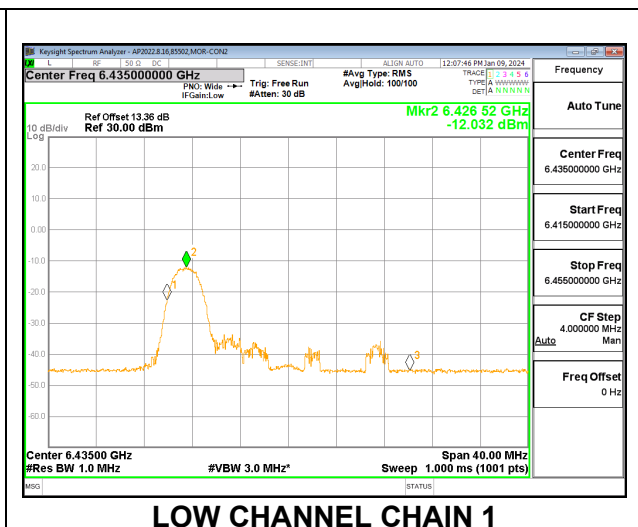
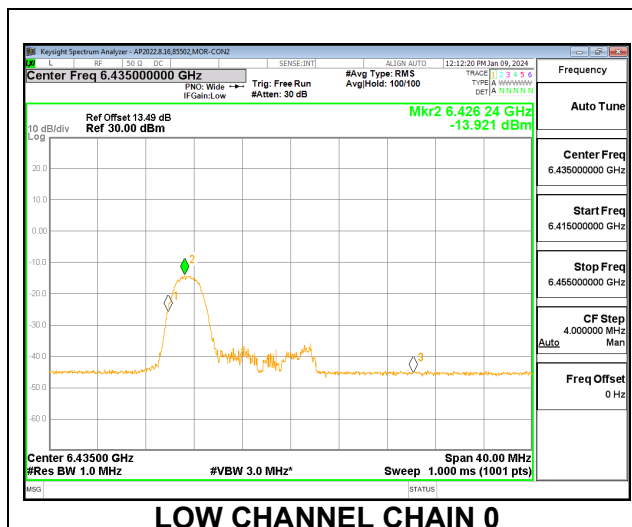
<b>Duty Cycle CF (dB)</b>	0.00	<b>Included in Calculations of Corr'd PSD</b>
---------------------------	------	---

#### Output Power Results

Channel	Frequency (MHz)	Chain 0 Meas Power (dBm)	Chain 1 Meas Power (dBm)	Total Corr'd EIRP (dBm)	Power Limit EIRP (dBm)	Power Margin (dB)
Low	6435	-10.43	-10.17	-1.68	24.00	-25.68
Mid	6475	-10.95	-10.04	-1.85	24.00	-25.85
High	6515	-10.57	-10.25	-1.79	24.00	-25.79

#### PSD Results

Channel	Frequency (MHz)	Chain 0 Meas PSD (dBm)	Chain 1 Meas PSD (dBm)	Total Corr'd EIRP PSD (dBm)	PSD Limit (dBm)	PSD Margin (dB)
Low	6435	-13.92	-12.03	-1.51	-1.00	-0.51
Mid	6475	-14.47	-12.11	-1.77	-1.00	-0.77
High	6515	-14.10	-12.38	-1.79	-1.00	-0.79



**2TX CHAIN 0 + CHAIN 1 CDD OFDMA MODE: 52T – LOW POWER INDOOR**

<b>Test Engineer:</b>	85502
<b>Test Date:</b>	2024/01/08

**Bandwidth, Antenna Gain and Limits**

Channel	Frequency (MHz)	Directional Gain for Power (dBi)	Directional Gain for PSD (dBi)	e.i.r.p. Power Limit (dBm)	PSD Limit (dBm)
Low	6435	5.61	8.35	24.00	-1.00
Mid	6475	5.61	8.35	24.00	-1.00
High	6515	5.61	8.35	24.00	-1.00

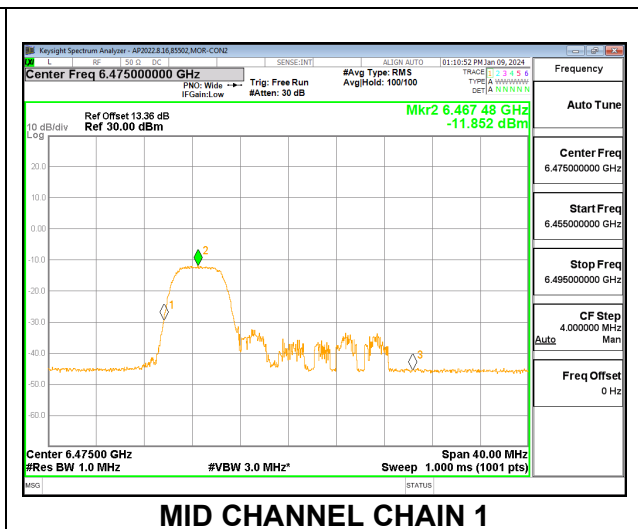
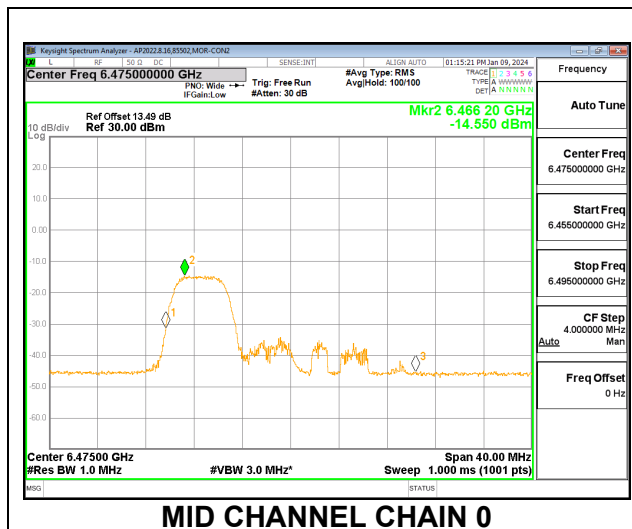
<b>Duty Cycle CF (dB)</b>	0.00	<b>Included in Calculations of Corr'd PSD</b>
---------------------------	------	---

**Output Power Results**

Channel	Frequency (MHz)	Chain 0 Meas Power (dBm)	Chain 1 Meas Power (dBm)	Total Corr'd EIRP (dBm)	Power Limit EIRP (dBm)	Power Margin (dB)
Low	6435	-7.54	-7.29	1.21	24.00	-22.79
Mid	6475	-8.10	-7.18	1.00	24.00	-23.00
High	6515	-7.67	-7.64	0.97	24.00	-23.03

**PSD Results**

Channel	Frequency (MHz)	Chain 0 Meas PSD (dBm)	Chain 1 Meas PSD (dBm)	Total Corr'd EIRP PSD (dBm)	PSD Limit (dBm)	PSD Margin (dB)
Low	6435	-14.21	-12.09	-1.66	-1.00	-0.66
Mid	6475	-14.55	-11.85	-1.63	-1.00	-0.63
High	6515	-13.98	-12.39	-1.75	-1.00	-0.75



**2TX CHAIN 0 + CHAIN 1 CDD OFDMA MODE: 52T+26T – LOW POWER INDOOR**

<b>Test Engineer:</b>	85502
<b>Test Date:</b>	2024/01/08

**Bandwidth, Antenna Gain and Limits**

Channel	Frequency (MHz)	Directional Gain for Power (dBi)	Directional Gain for PSD (dBi)	e.i.r.p. Power Limit (dBm)	PSD Limit (dBm)
Low	6435	5.61	8.35	24.00	-1.00
Mid	6475	5.61	8.35	24.00	-1.00
High	6515	5.61	8.35	24.00	-1.00

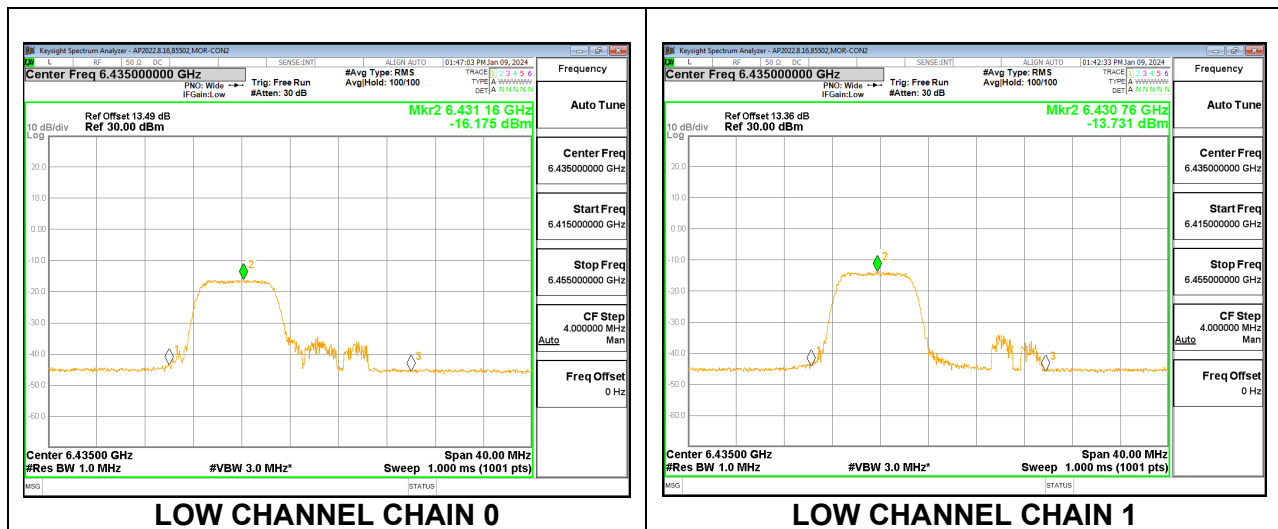
<b>Duty Cycle CF (dB)</b>	0.00	<b>Included in Calculations of Corr'd PSD</b>
---------------------------	------	---

**Output Power Results**

Channel	Frequency (MHz)	Chain 0 Meas Power (dBm)	Chain 1 Meas Power (dBm)	Total Corr'd EIRP (dBm)	Power Limit EIRP (dBm)	Power Margin (dB)
Low	6435	-7.65	-7.33	1.13	24.00	-22.87
Mid	6475	-8.25	-7.33	0.85	24.00	-23.15
High	6515	-7.83	-7.75	0.83	24.00	-23.17

**PSD Results**

Channel	Frequency (MHz)	Chain 0 Meas PSD (dBm)	Chain 1 Meas PSD (dBm)	Total Corr'd EIRP PSD (dBm)	PSD Limit (dBm)	PSD Margin (dB)
Low	6435	-16.18	-13.73	-3.42	-1.00	-2.42
Mid	6475	-16.41	-13.72	-3.50	-1.00	-2.50
High	6515	-16.09	-14.25	-3.71	-1.00	-2.71





**2TX CHAIN 0 + CHAIN 1 CDD OFDMA MODE: 106T – LOW POWER INDOOR**

<b>Test Engineer:</b>	85502
<b>Test Date:</b>	2024/01/08

**Bandwidth, Antenna Gain and Limits**

Channel	Frequency (MHz)	Directional Gain for Power (dBi)	Directional Gain for PSD (dBi)	e.i.r.p. Power Limit (dBm)	PSD Limit (dBm)
Low	6435	5.61	8.35	24.00	-1.00
Mid	6475	5.61	8.35	24.00	-1.00
High	6515	5.61	8.35	24.00	-1.00

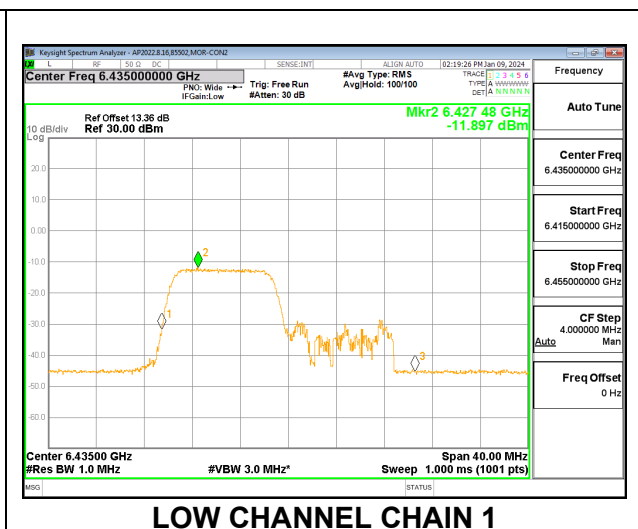
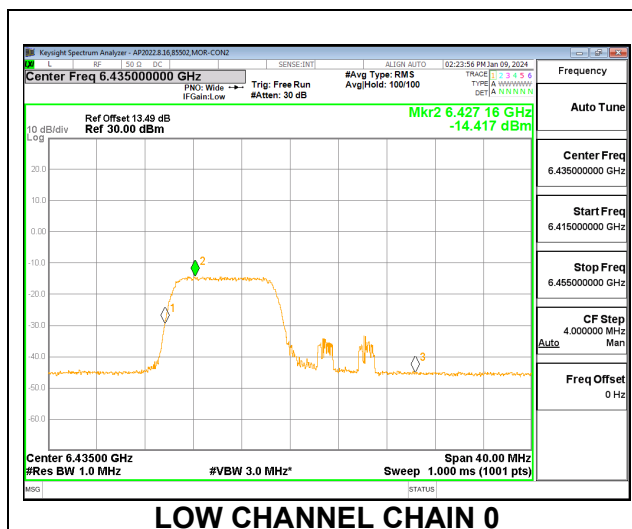
<b>Duty Cycle CF (dB)</b>	0.00	<b>Included in Calculations of Corr'd PSD</b>
---------------------------	------	---

**Output Power Results**

Channel	Frequency (MHz)	Chain 0 Meas Power (dBm)	Chain 1 Meas Power (dBm)	Total Corr'd EIRP (dBm)	Power Limit EIRP (dBm)	Power Margin (dB)
Low	6435	-4.75	-4.53	3.98	24.00	-20.02
Mid	6475	-5.27	-4.39	3.81	24.00	-20.19
High	6515	-4.91	-4.90	3.72	24.00	-20.28

**PSD Results**

Channel	Frequency (MHz)	Chain 0 Meas PSD (dBm)	Chain 1 Meas PSD (dBm)	Total Corr'd EIRP PSD (dBm)	PSD Limit (dBm)	PSD Margin (dB)
Low	6435	-14.42	-11.90	-1.62	-1.00	-0.62
Mid	6475	-14.55	-12.02	-1.74	-1.00	-0.74
High	6515	-14.06	-12.49	-1.84	-1.00	-0.84



**2TX CHAIN 0 + CHAIN 1 CDD OFDMA MODE: 106T+26T – LOW POWER INDOOR**

<b>Test Engineer:</b>	85502
<b>Test Date:</b>	2024/01/08-2024/01/09

**Bandwidth, Antenna Gain and Limits**

Channel	Frequency (MHz)	Directional Gain for Power (dBi)	Directional Gain for PSD (dBi)	e.i.r.p. Power Limit (dBm)	PSD Limit (dBm)
Low	6435	5.61	8.35	24.00	-1.00
Mid	6475	5.61	8.35	24.00	-1.00
High	6515	5.61	8.35	24.00	-1.00

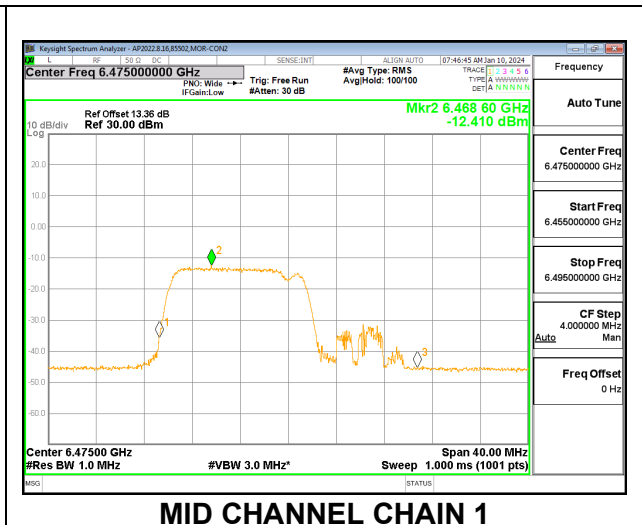
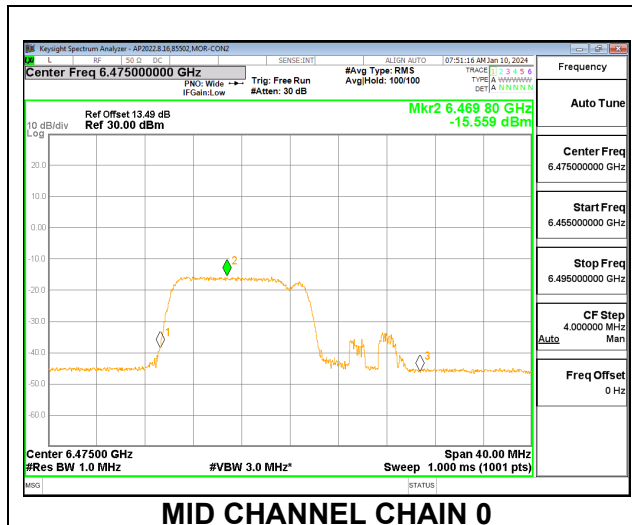
<b>Duty Cycle CF (dB)</b>	0.00	<b>Included in Calculations of Corr'd PSD</b>
---------------------------	------	---

**Output Power Results**

Channel	Frequency (MHz)	Chain 0 Meas Power (dBm)	Chain 1 Meas Power (dBm)	Total Corr'd EIRP (dBm)	Power Limit EIRP (dBm)	Power Margin (dB)
Low	6435	-4.80	-4.48	3.98	24.00	-20.02
Mid	6475	-5.44	-4.48	3.69	24.00	-20.31
High	6515	-5.08	-4.90	3.63	24.00	-20.37

**PSD Results**

Channel	Frequency (MHz)	Chain 0 Meas PSD (dBm)	Chain 1 Meas PSD (dBm)	Total Corr'd EIRP PSD (dBm)	PSD Limit (dBm)	PSD Margin (dB)
Low	6435	-14.89	-13.11	-2.55	-1.00	-1.55
Mid	6475	-15.56	-12.41	-2.34	-1.00	-1.34
High	6515	-14.95	-13.26	-2.66	-1.00	-1.66



**2TX CHAIN 0 + CHAIN 1 CDD OFDMA MODE: 242T – LOW POWER INDOOR**

<b>Test Engineer:</b>	85502
<b>Test Date:</b>	2024/01/09

**Bandwidth, Antenna Gain and Limits**

Channel	Frequency (MHz)	Directional Gain for Power (dBi)	Directional Gain for PSD (dBi)	e.i.r.p. Power Limit (dBm)	PSD Limit (dBm)
Low	6435	5.61	8.35	24.00	-1.00
Mid	6475	5.61	8.35	24.00	-1.00
High	6515	5.61	8.35	24.00	-1.00

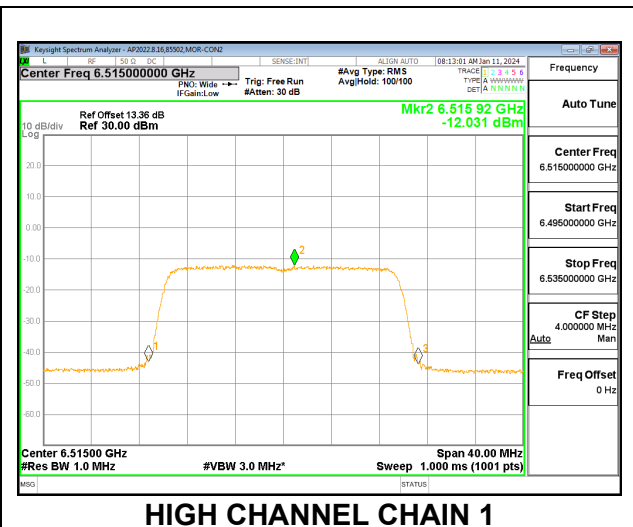
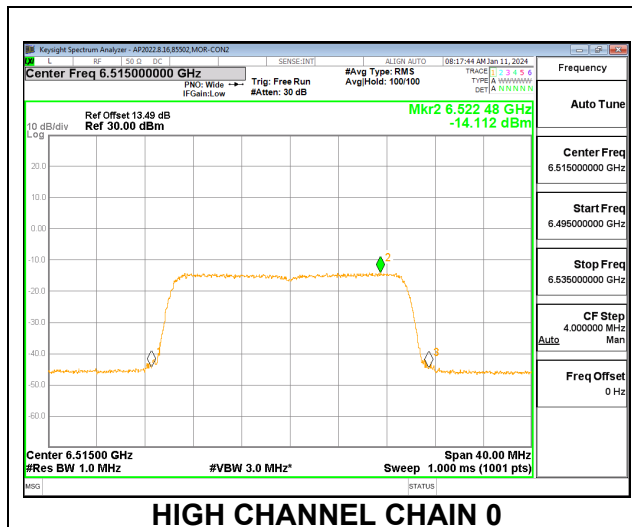
<b>Duty Cycle CF (dB)</b>	0.00	<b>Included in Calculations of Corr'd PSD</b>
---------------------------	------	---

**Output Power Results**

Channel	Frequency (MHz)	Chain 0 Meas Power (dBm)	Chain 1 Meas Power (dBm)	Total Corr'd EIRP (dBm)	Power Limit EIRP (dBm)	Power Margin (dB)
Low	6435	-1.43	-1.77	7.02	24.00	-16.98
Mid	6475	-1.90	-1.19	7.09	24.00	-16.91
High	6515	-1.53	-1.45	7.13	24.00	-16.87

**PSD Results**

Channel	Frequency (MHz)	Chain 0 Meas PSD (dBm)	Chain 1 Meas PSD (dBm)	Total Corr'd EIRP PSD (dBm)	PSD Limit (dBm)	PSD Margin (dB)
Low	6435	-14.21	-12.05	-1.64	-1.00	-0.64
Mid	6475	-14.52	-11.81	-1.60	-1.00	-0.60
High	6515	-14.11	-12.03	-1.59	-1.00	-0.59



### 9.2.9. 802.11be EHT40 MODE 2TX IN THE UNII-6 BAND

#### 2TX CHAIN 0 + CHAIN 1 CDD OFDMA MODE: 484T – LOW POWER INDOOR

<b>Test Engineer:</b>	85502
<b>Test Date:</b>	2024/01/11

**Bandwidth, Antenna Gain and Limits**

Channel	Frequency (MHz)	Directional Gain for Power (dBi)	Directional Gain for PSD (dBi)	e.i.r.p. Power Limit (dBm)	PSD Limit (dBm)
Low	6445	5.61	8.35	24.00	-1.00
Mid	6485	5.61	8.35	24.00	-1.00
High	6525	5.61	8.37	24.00	-1.00

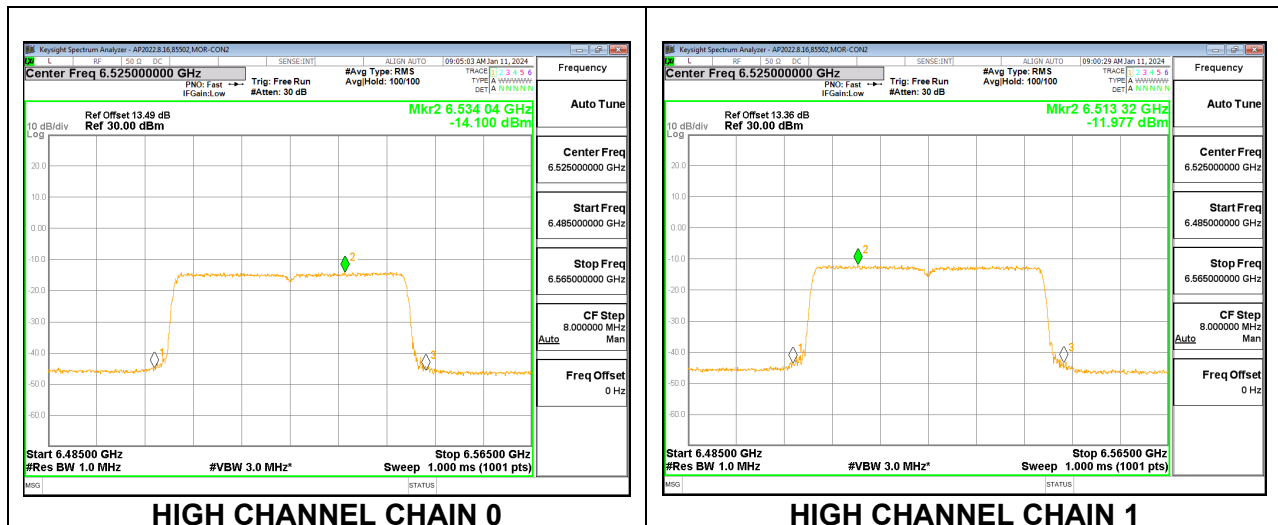
<b>Duty Cycle CF (dB)</b>	0.00	<b>Included in Calculations of Corr'd PSD</b>
---------------------------	------	---

**Output Power Results**

Channel	Frequency (MHz)	Chain 0 Meas Power (dBm)	Chain 1 Meas Power (dBm)	Total Corr'd EIRP (dBm)	Power Limit EIRP (dBm)	Power Margin (dB)
Low	6445	1.75	1.65	10.32	24.00	-13.68
Mid	6485	1.36	1.87	10.24	24.00	-13.76
High	6525	1.83	1.77	10.42	24.00	-13.58

**PSD Results**

Channel	Frequency (MHz)	Chain 0 Meas PSD (dBm)	Chain 1 Meas PSD (dBm)	Total Corr'd EIRP PSD (dBm)	PSD Limit (dBm)	PSD Margin (dB)
Low	6445	-13.86	-12.28	-1.64	-1.00	-0.64
Mid	6485	-14.46	-11.89	-1.63	-1.00	-0.63
High	6525	-14.10	-11.98	-1.53	-1.00	-0.53



### 9.2.10. 802.11be EHT80 MODE 2TX IN THE UNII-6 BAND

#### 2TX CHAIN 0 + CHAIN 1 CDD OFDMA MODE: 484T+242T (CONTIGUOUS) – LOW POWER INDOOR

Test Engineer:	85502
Test Date:	2024/01/11

#### Bandwidth, Antenna Gain and Limits

Channel	Frequency (MHz)	Directional Gain for Power (dBi)	Directional Gain for PSD (dBi)	e.i.r.p. Power Limit (dBm)	PSD Limit (dBm)
Low	6465	5.61	8.35	24.00	-1.00
High	6545	5.61	8.37	24.00	-1.00

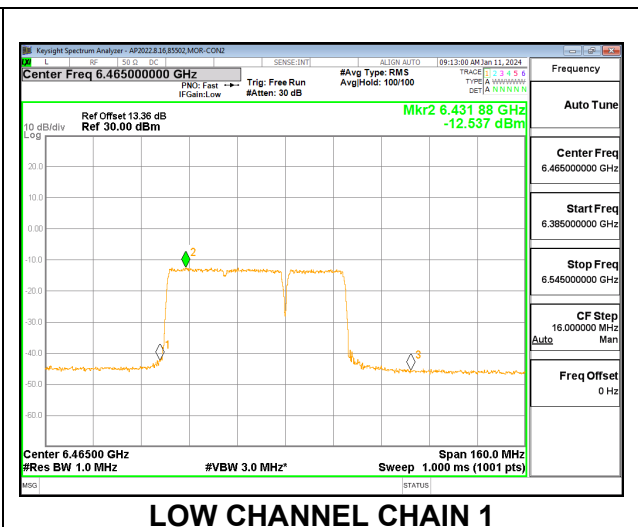
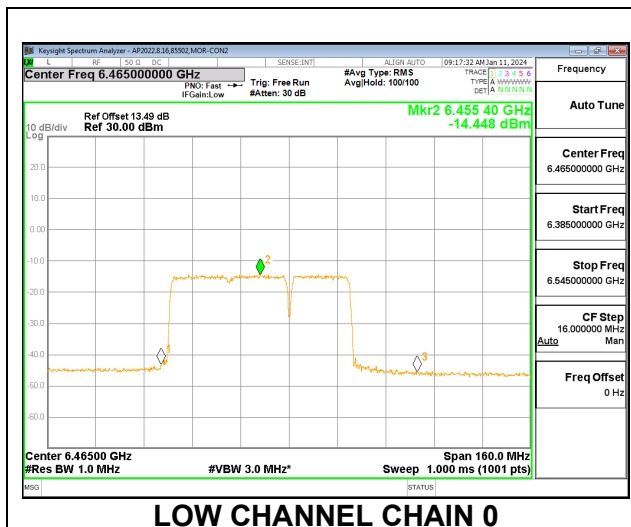
Duty Cycle CF (dB)	0.00	Included in Calculations of Corr'd PSD
--------------------	------	--

#### Output Power Results

Channel	Frequency (MHz)	Chain 0 Meas Power (dBm)	Chain 1 Meas Power (dBm)	Total Corr'd EIRP (dBm)	Power Limit EIRP (dBm)	Power Margin (dB)
Low	6465	0.01	0.17	8.71	24.00	-15.29
High	6545	0.20	0.79	9.13	24.00	-14.87

#### PSD Results

Channel	Frequency (MHz)	Chain 0 Meas PSD (dBm)	Chain 1 Meas PSD (dBm)	Total Corr'd EIRP PSD (dBm)	PSD Limit (dBm)	PSD Margin (dB)
Low	6465	-14.45	-12.54	-2.03	-1.00	-1.03
High	6545	-15.00	-12.57	-2.23	-1.00	-1.23



**2TX CHAIN 0 + CHAIN 1 CDD OFDMA MODE: 484T+242T (NON-CONTIGUOUS) – LOW POWER INDOOR**

<b>Test Engineer:</b>	85502
<b>Test Date:</b>	2024/01/11

**Bandwidth, Antenna Gain and Limits**

Channel	Frequency (MHz)	Directional Gain for Power (dBi)	Directional Gain for PSD (dBi)	e.i.r.p. Power Limit (dBm)	PSD Limit (dBm)
Low	6465	5.61	8.35	24.00	-1.00
High	6545	5.61	8.37	24.00	-1.00

**Output Power Results**

Channel	Frequency (MHz)	Chain 0 Meas Power (dBm)	Chain 1 Meas Power (dBm)	Total Corr'd EIRP (dBm)	Power Limit EIRP (dBm)	Power Margin (dB)
Low	6465	0.03	0.11	8.69	24.00	-15.31
High	6545	-0.16	0.88	9.01	24.00	-14.99

**2TX CHAIN 0 + CHAIN 1 CDD OFDMA MODE: 242T+484T (NON-CONTIGUOUS) – LOW POWER INDOOR**

<b>Test Engineer:</b>	85502
<b>Test Date:</b>	2024/01/11

**Bandwidth, Antenna Gain and Limits**

Channel	Frequency (MHz)	Directional Gain for Power (dBi)	Directional Gain for PSD (dBi)	e.i.r.p. Power Limit (dBm)	PSD Limit (dBm)
Low	6465	5.61	8.35	24.00	-1.00
High	6545	5.61	8.37	24.00	-1.00

**Output Power Results**

Channel	Frequency (MHz)	Chain 0 Meas Power (dBm)	Chain 1 Meas Power (dBm)	Total Corr'd EIRP (dBm)	Power Limit EIRP (dBm)	Power Margin (dB)
Low	6465	0.11	0.17	8.76	24.00	-15.24
High	6545	-0.48	0.82	8.84	24.00	-15.16

**2TX CHAIN 0 + CHAIN 1 CDD OFDMA MODE: 996T – LOW POWER INDOOR**

<b>Test Engineer:</b>	85502
<b>Test Date:</b>	2024/01/11

**Bandwidth, Antenna Gain and Limits**

Channel	Frequency (MHz)	Directional Gain for Power (dBi)	Directional Gain for PSD (dBi)	e.i.r.p. Power Limit (dBm)	PSD Limit (dBm)
Low	6465	5.61	8.35	24.00	-1.00
High	6545	5.61	8.37	24.00	-1.00

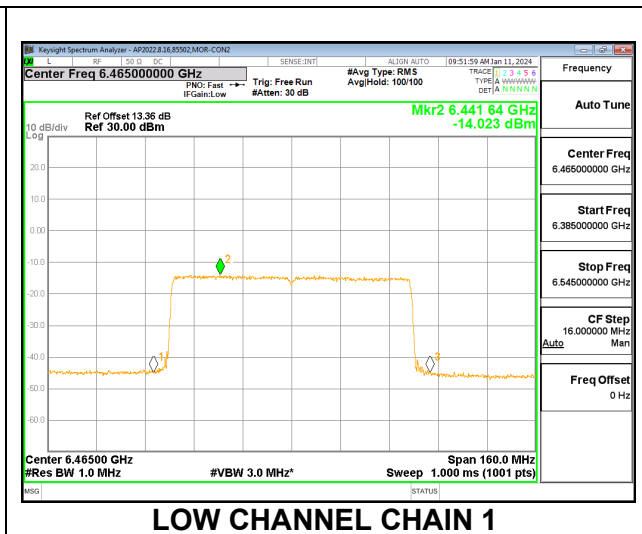
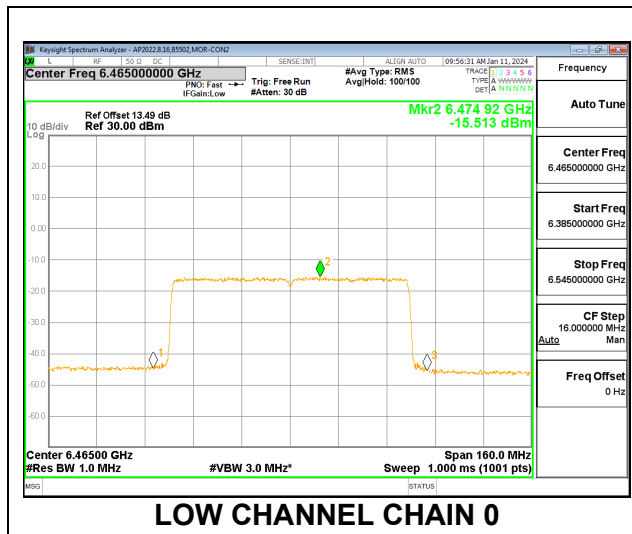
<b>Duty Cycle CF (dB)</b>	0.00	<b>Included in Calculations of Corr'd PSD</b>
---------------------------	------	---

**Output Power Results**

Channel	Frequency (MHz)	Chain 0 Meas Power (dBm)	Chain 1 Meas Power (dBm)	Total Corr'd EIRP (dBm)	Power Limit EIRP (dBm)	Power Margin (dB)
Low	6465	3.35	3.90	12.25	24.00	-11.75
High	6545	3.38	4.03	12.34	24.00	-11.66

**PSD Results**

Channel	Frequency (MHz)	Chain 0 Meas PSD (dBm)	Chain 1 Meas PSD (dBm)	Total Corr'd EIRP PSD (dBm)	PSD Limit (dBm)	PSD Margin (dB)
Low	6465	-15.51	-14.02	-3.34	-1.00	-2.34
High	6545	-16.33	-13.83	-3.52	-1.00	-2.52



### 9.2.11. 802.11be EHT160 MODE 2TX IN THE UNII-6 BAND

#### 2TX CHAIN 0 + CHAIN 1 CDD OFDMA MODE: 996T+484T (CONTIGUOUS) – LOW POWER INDOOR

Test Engineer:	85502
Test Date:	2024/01/11

**Bandwidth, Antenna Gain and Limits**

Channel	Frequency (MHz)	Directional Gain for Power (dBi)	Directional Gain for PSD (dBi)	e.i.r.p. Power Limit (dBm)	PSD Limit (dBm)
Mid	6505	5.61	8.37	24.00	-1.00

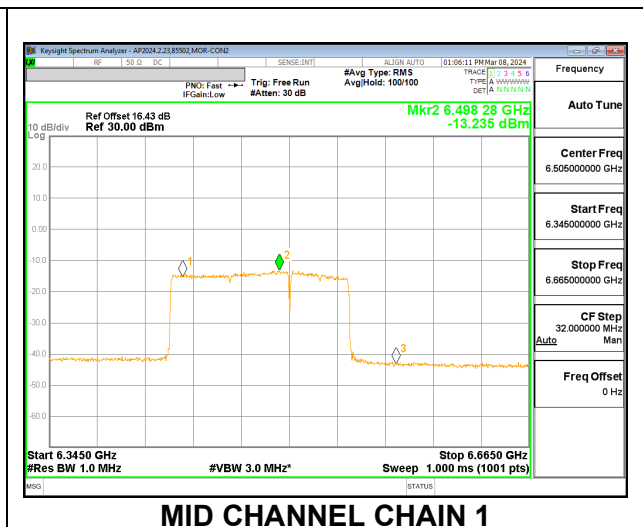
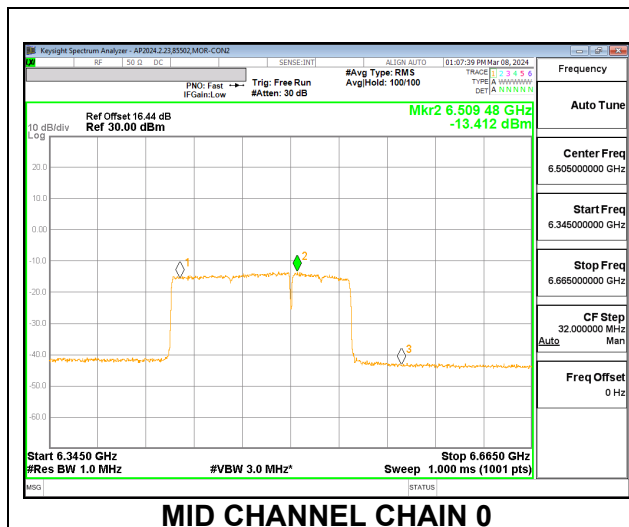
Duty Cycle CF (dB)	0.00	Included in Calculations of Corr'd PSD
--------------------	------	--

**Output Power Results**

Channel	Frequency (MHz)	Chain 0 Meas Power (dBm)	Chain 1 Meas Power (dBm)	Total Corr'd EIRP (dBm)	Power Limit EIRP (dBm)	Power Margin (dB)
Mid	6505	4.30	4.74	13.15	24.00	-10.85

**PSD Results**

Channel	Frequency (MHz)	Chain 0 Meas PSD (dBm)	Chain 1 Meas PSD (dBm)	Total Corr'd EIRP PSD (dBm)	PSD Limit (dBm)	PSD Margin (dB)
Mid	6505	-13.41	-13.24	-1.94	-1.00	-0.94





**2TX CHAIN 0 + CHAIN 1 CDD OFDMA MODE: 996T+484T (NON-CONTIGUOUS) – LOW POWER INDOOR**

<b>Test Engineer:</b>	85502
<b>Test Date:</b>	2024/01/11

**Bandwidth, Antenna Gain and Limits**

Channel	Frequency (MHz)	Directional Gain for Power (dBi)	Directional Gain for PSD (dBi)	e.i.r.p. Power Limit (dBm)	PSD Limit (dBm)
Mid	6505	5.61	8.37	24.00	-1.00

**Output Power Results**

Channel	Frequency (MHz)	Chain 0 Meas Power (dBm)	Chain 1 Meas Power (dBm)	Total Corr'd EIRP (dBm)	Power Limit EIRP (dBm)	Power Margin (dB)
Mid	6505	4.48	4.70	13.21	24.00	-10.79

**2TX CHAIN 0 + CHAIN 1 CDD OFDMA MODE: 484T+996T (NON-CONTIGUOUS) – LOW POWER INDOOR**

<b>Test Engineer:</b>	85502
<b>Test Date:</b>	2024/01/11

**Bandwidth, Antenna Gain and Limits**

Channel	Frequency (MHz)	Directional Gain for Power (dBi)	Directional Gain for PSD (dBi)	e.i.r.p. Power Limit (dBm)	PSD Limit (dBm)
Mid	6505	5.61	8.37	24.00	-1.00

**Output Power Results**

Channel	Frequency (MHz)	Chain 0 Meas Power (dBm)	Chain 1 Meas Power (dBm)	Total Corr'd EIRP (dBm)	Power Limit EIRP (dBm)	Power Margin (dB)
Mid	6505	4.23	4.73	13.11	24.00	-10.89