

TEST REPORT

Report Number : R14932101-E7a

Applicant : Microsoft Corporation
1 Microsoft Way
Redmond, WA 98052-8300, USA

MODEL : 2036

FCC ID : C3K2036

IC : 3048A-2036

EUT Description : Portable Computing Device

Test Standard(s) : FCC 47 CFR Part 15 Subpart E
ISED RSS-247 Issue 3:2023
ISED RSS-GEN Issue 5 +A1+A2:2021

Date Of Issue:
2024-04-09

Prepared by:
UL LLC
12 Laboratory Dr.
Research Triangle Park, NC 27709 U.S.A.
TEL: (919) 549-1400



REPORT REVISION HISTORY

Rev.	Issue Date	Revisions	Revised By
V1	2024-03-12	Initial Issue	B. Kiewra
V2	2024-04-02	Revised power in Section 9.5 to align with declared tuneups	B. Kiewra
V3	2024-04-09	Updated section 6.2	B. Kiewra

TABLE OF CONTENTS

REPORT REVISION HISTORY	2
TABLE OF CONTENTS	3
1. ATTESTATION OF TEST RESULTS	8
2. TEST RESULT SUMMARY	9
3. TEST METHODOLOGY	9
4. FACILITIES AND ACCREDITATION	9
5. DECISION RULES AND MEASUREMENT UNCERTAINTY	10
5.1. METROLOGICAL TRACEABILITY	10
5.2. DECISION RULES.....	10
5.3. MEASUREMENT UNCERTAINTY.....	10
5.4. SAMPLE CALCULATION	10
6. EQUIPMENT UNDER TEST	11
6.1. EUT DESCRIPTION	11
6.2. MAXIMUM OUTPUT POWER.....	11
6.3. DESCRIPTION OF AVAILABLE ANTENNAS	13
6.4. SOFTWARE AND FIRMWARE.....	13
6.5. WORST-CASE CONFIGURATION AND MODE.....	13
6.6. DESCRIPTION OF TEST SETUP.....	14
7. MEASUREMENT METHOD.....	15
8. TEST AND MEASUREMENT EQUIPMENT	16
9. ANTENNA PORT TEST RESULTS	20
9.1. ON TIME AND DUTY CYCLE.....	20
9.2. 26 dB BANDWIDTH.....	24
9.2.1. 802.11a MODE IN THE 5.2 GHz BAND.....	25
9.2.2. 802.11n HT20 MODE IN THE 5.2 GHz BAND	26
9.2.3. 802.11n HT40 MODE IN THE 5.2 GHz BAND	27
9.2.4. 802.11ac VHT80 MODE IN THE 5.2 GHz BAND	28
9.2.5. 802.11be EHT20 26T MODE IN THE 5.2 GHz BAND.....	29
9.2.6. 802.11be EHT20 52T MODE IN THE 5.2 GHz BAND.....	30
9.2.7. 802.11be EHT20 52T + 26T MODE IN THE 5.2 GHz BAND.....	31
9.2.8. 802.11be EHT20 106T MODE IN THE 5.2 GHz BAND.....	32
9.2.9. 802.11be EHT20 106T + 26T MODE IN THE 5.2 GHz BAND.....	33
9.2.10. 802.11be EHT20 242T MODE IN THE 5.2 GHz BAND.....	34
9.2.11. 802.11be EHT40 484T MODE IN THE 5.2 GHz BAND.....	35
9.2.12. 802.11be EHT80 484T+242T MODE IN THE 5.2 GHz BAND.....	36

9.2.13.	802.11be EHT80 996T MODE IN THE 5.2 GHz BAND	37
9.2.14.	802.11a MODE IN THE 5.3 GHz BAND	38
9.2.15.	802.11n HT20 MODE IN THE 5.3 GHz BAND	39
9.2.16.	802.11n HT40 MODE IN THE 5.3 GHz BAND	40
9.2.17.	802.11ac VHT80 MODE IN THE 5.3 GHz BAND	41
9.2.18.	802.11ac VHT160 MODE 2TX IN THE 5.2/5.3GHz BAND	42
9.2.19.	802.11be EHT20 MODE 2TX IN THE 5.3GHz BAND	43
9.2.20.	802.11be EHT40 MODE 2TX IN THE 5.3GHz BAND	49
9.2.21.	802.11be EHT80 MODE 2TX IN THE 5.3GHz BAND	50
9.2.22.	802.11be EHT160 MODE 2TX IN THE 5.2/5.3GHz BAND	52
9.2.23.	802.11a MODE IN THE 5.6 GHz BAND	54
9.2.24.	802.11n HT20 MODE IN THE 5.6 GHz BAND	55
9.2.25.	802.11n HT40 MODE IN THE 5.6 GHz BAND	56
9.2.26.	802.11ac VHT80 MODE IN THE 5.6 GHz BAND	57
9.2.27.	802.11ac VHT160 MODE IN THE 5.6 GHz BAND	58
9.2.28.	802.11be EHT20 MODE IN THE 5.6 GHz BAND	59
9.2.29.	802.11be EHT40 MODE IN THE 5.6 GHz BAND	65
9.2.30.	802.11be EHT80 MODE IN THE 5.6 GHz BAND	66
9.2.31.	802.11be EHT160 MODE IN THE 5.6 GHz BAND	68
9.3.	<i>6 dB BANDWIDTH</i>	70
9.3.1.	802.11a MODE IN THE 5.8 GHz BAND	70
9.3.2.	802.11n HT20 MODE IN THE 5.8 GHz BAND	72
9.3.3.	802.11n HT40 MODE IN THE 5.8 GHz BAND	73
9.3.4.	802.11ac VHT80 MODE IN THE 5.8 GHz BAND	74
9.3.5.	802.11be EHT20 MODE IN THE 5.8 GHz BAND	75
9.3.6.	802.11be EHT40 MODE IN THE 5.8 GHz BAND	81
9.3.7.	802.11be EHT80 MODE IN THE 5.8 GHz BAND	82
9.3.8.	802.11a MODE IN THE 5.9 GHz BAND	84
9.3.9.	802.11n HT20 MODE IN THE 5.9 GHz BAND	85
9.3.10.	802.11n HT40 MODE IN THE 5.9 GHz BAND	86
9.3.11.	802.11ac VHT80 MODE IN THE 5.9 GHz BAND	87
9.3.12.	802.11ac VHT160 MODE IN THE 5.8/5.9 GHz BAND	88
9.3.13.	802.11be EHT20 MODE IN THE 5.9 GHz BAND	89
9.3.14.	802.11be EHT40 MODE IN THE 5.9 GHz BAND	95
9.3.15.	802.11be EHT80 MODE IN THE 5.9 GHz BAND	96
9.3.16.	802.11be EHT160 MODE IN THE 5.8/5.9 GHz BAND	98
9.4.	<i>99% BANDWIDTH</i>	100
9.4.1.	802.11a MODE IN THE 5.2 GHz BAND	101
9.4.2.	802.11n HT20 MODE IN THE 5.2 GHz BAND	102
9.4.3.	802.11n HT40 MODE IN THE 5.2 GHz BAND	103
9.4.4.	802.11ac VHT80 MODE IN THE 5.2 GHz BAND	104
9.4.5.	802.11be EHT20 26T MODE IN THE 5.2 GHz BAND	105
9.4.6.	802.11be EHT20 52T MODE IN THE 5.2 GHz BAND	106
9.4.7.	802.11be EHT20 52T+26T MODE IN THE 5.2 GHz BAND	107
9.4.8.	802.11be EHT20 106T MODE IN THE 5.2 GHz BAND	108
9.4.9.	802.11be EHT20 106T+26T MODE IN THE 5.2 GHz BAND	109
9.4.10.	802.11be EHT20 242T MODE IN THE 5.2 GHz BAND	110
9.4.11.	802.11be EHT40 484T MODE IN THE 5.2 GHz BAND	111
9.4.12.	802.11be EHT80 484T+242T MODE IN THE 5.2 GHz BAND	112
9.4.13.	802.11be EHT80 996T MODE IN THE 5.2 GHz BAND	113
9.4.14.	802.11a MODE IN THE 5.3 GHz BAND	114

9.4.15.	802.11n HT20 MODE IN THE 5.3 GHz BAND	115
9.4.16.	802.11n HT40 MODE IN THE 5.3 GHz BAND	116
9.4.17.	802.11ac VHT80 MODE IN THE 5.3 GHz BAND	117
9.4.18.	802.11ac VHT160 MODE 2TX IN THE 5.2/5.3GHz BAND	118
9.4.19.	802.11be EHT20 MODE 2TX IN THE 5.3GHz BAND	119
9.4.20.	802.11be EHT40 MODE 2TX IN THE 5.3GHz BAND	125
9.4.21.	802.11be EHT80 MODE 2TX IN THE 5.3GHz BAND	126
9.4.22.	802.11be EHT160 MODE 2TX IN THE 5.2/5.3GHz BAND	128
9.4.23.	802.11a MODE IN THE 5.6 GHz BAND	130
9.4.24.	802.11n HT20 MODE IN THE 5.6 GHz BAND	131
9.4.25.	802.11n HT40 MODE IN THE 5.6 GHz BAND	132
9.4.26.	802.11ac VHT80 MODE IN THE 5.6 GHz BAND	133
9.4.27.	802.11ac VHT160 MODE IN THE 5.6 GHz BAND	134
9.4.28.	802.11be EHT20 MODE IN THE 5.6 GHz BAND	135
9.4.29.	802.11be EHT40 MODE IN THE 5.6 GHz BAND	141
9.4.30.	802.11be EHT80 MODE IN THE 5.6 GHz BAND	142
9.4.31.	802.11be EHT160 MODE IN THE 5.6 GHz BAND	144
9.4.32.	802.11a MODE IN THE 5.8 GHz BAND	146
9.4.33.	802.11n HT20 MODE IN THE 5.8 GHz BAND	147
9.4.34.	802.11n HT40 MODE IN THE 5.8 GHz BAND	148
9.4.35.	802.11ac VHT80 MODE IN THE 5.8 GHz BAND	149
9.4.36.	802.11be EHT20 MODE IN THE 5.8 GHz BAND	150
9.4.37.	802.11be EHT40 MODE IN THE 5.8 GHz BAND	156
9.4.38.	802.11be EHT80 MODE IN THE 5.8 GHz BAND	157
9.4.39.	802.11a MODE IN THE 5.9 GHz BAND	159
9.4.40.	802.11n HT20 MODE IN THE 5.9 GHz BAND	160
9.4.41.	802.11n HT40 MODE IN THE 5.9 GHz BAND	161
9.4.42.	802.11ac VHT80 MODE IN THE 5.9 GHz BAND	162
9.4.43.	802.11ac VHT160 MODE IN THE 5.8/5.9 GHz BAND	163
9.4.44.	802.11be EHT20 MODE IN THE 5.9 GHz BAND	164
9.4.45.	802.11be EHT40 MODE IN THE 5.9 GHz BAND	170
9.4.46.	802.11be EHT80 MODE IN THE 5.9 GHz BAND	171
9.4.47.	802.11be EHT160 MODE IN THE 5.8/5.9 GHz BAND	173
9.5.	OUTPUT POWER AND PSD	175
9.5.1.	802.11a MODE IN THE 5.2 GHz BAND	178
9.5.2.	802.11n HT20 MODE IN THE 5.2 GHz BAND	182
9.5.3.	802.11n HT40 MODE IN THE 5.2 GHz BAND	186
9.5.4.	802.11ac VHT80 MODE IN THE 5.2 GHz BAND	190
9.5.5.	802.11be EHT20 MODE IN THE 5.2 GHz BAND	192
9.5.6.	802.11be EHT40 MODE IN THE 5.2 GHz BAND	216
9.5.7.	802.11be EHT80 MODE IN THE 5.2 GHz BAND	220
9.5.8.	802.11a MODE IN THE 5.3 GHz BAND	228
9.5.9.	802.11n HT20 MODE IN THE 5.3 GHz BAND	230
9.5.10.	802.11n HT40 MODE IN THE 5.3 GHz BAND	232
9.5.11.	802.11ac VHT80 MODE IN THE 5.3 GHz BAND	234
9.5.12.	802.11ac VHT160 MODE 2TX IN THE 5.2/5.3GHz BAND	236
9.5.13.	802.11be EHT20 MODE 2TX IN THE 5.3GHz BAND	237
9.5.14.	802.11be EHT40 MODE 2TX IN THE 5.3GHz BAND	249
9.5.15.	802.11be EHT80 MODE 2TX IN THE 5.3GHz BAND	251
9.5.16.	802.11be EHT160 MODE 2TX IN THE 5.2/5.3GHz BAND	258
9.5.17.	802.11a MODE IN THE 5.6 GHz BAND	263
9.5.18.	802.11n HT20 MODE IN THE 5.6 GHz BAND	265

9.5.19.	802.11n HT40 MODE IN THE 5.6 GHz BAND	267
9.5.20.	802.11ac VHT80 MODE IN THE 5.6 GHz BAND	269
9.5.21.	802.11ac VHT160 MODE IN THE 5.6 GHz BAND	271
9.5.22.	802.11be EHT20 MODE IN THE 5.6 GHz BAND	272
9.5.23.	802.11be EHT40 MODE IN THE 5.6 GHz BAND	284
9.5.24.	802.11be EHT80 MODE IN THE 5.6 GHz BAND	286
9.5.25.	802.11be EHT160 MODE IN THE 5.6 GHz BAND	293
9.5.26.	802.11a MODE IN THE 5.8 GHz BAND	298
9.5.27.	802.11n HT20 MODE IN THE 5.8 GHz BAND	300
9.5.28.	802.11n HT40 MODE IN THE 5.8 GHz BAND	302
9.5.29.	802.11ac VHT80 MODE IN THE 5.8 GHz BAND	304
9.5.30.	802.11be EHT20 MODE IN THE 5.8 GHz BAND	306
9.5.31.	802.11be EHT40 MODE IN THE 5.8 GHz BAND	318
9.5.32.	802.11be EHT80 MODE IN THE 5.8 GHz BAND	320
9.5.33.	802.11a MODE IN THE 5.9 GHz BAND	327
9.5.34.	802.11n HT20 MODE IN THE 5.9 GHz BAND	329
9.5.35.	802.11n HT40 MODE IN THE 5.9 GHz BAND	331
9.5.36.	802.11ac VHT80 MODE IN THE 5.9 GHz BAND	333
9.5.37.	802.11ac VHT160 MODE IN THE 5.8/5.9 GHz BAND	335
9.5.38.	802.11be EHT20 MODE IN THE 5.9 GHz BAND	337
9.5.39.	802.11be EHT40 MODE IN THE 5.9 GHz BAND	349
9.5.40.	802.11be EHT80 MODE IN THE 5.9 GHz BAND	351
9.5.41.	802.11be EHT160 MODE IN THE 5.8/5.9 GHz BAND	356
9.6.	<i>TRANSMIT POWER CONTROL (TPC)</i>	358
9.6.1.	802.11a MODE IN THE 5.3 GHz BAND	359
9.6.2.	802.11n HT20 MODE IN THE 5.3 GHz BAND	359
9.6.3.	802.11n HT40 MODE IN THE 5.3 GHz BAND	360
9.6.4.	802.11ac VHT80 MODE IN THE 5.3 GHz BAND	360
9.6.5.	802.11be EHT20 MODE IN THE 5.3 GHz BAND	361
9.6.6.	802.11be EHT40 MODE IN THE 5.3 GHz BAND	364
9.6.7.	802.11be EHT80 MODE IN THE 5.3 GHz BAND	364
9.6.8.	802.11be EHT160 MODE IN THE 5.3 GHz BAND	365
9.6.9.	802.11a MODE IN THE 5.6 GHz BAND	366
9.6.10.	802.11n HT20 MODE IN THE 5.6 GHz BAND	367
9.6.11.	802.11n HT40 MODE IN THE 5.6 GHz BAND	368
9.6.12.	802.11ac VHT80 MODE IN THE 5.6 GHz BAND	369
9.6.13.	802.11ac VHT160 MODE IN THE 5.6 GHz BAND	369
9.6.14.	802.11be EHT20 MODE IN THE 5.6 GHz BAND	370
9.6.15.	802.11be EHT40 MODE IN THE 5.6 GHz BAND	373
9.6.16.	802.11be EHT80 MODE IN THE 5.6 GHz BAND	373
9.6.17.	802.11be EHT160 MODE IN THE 5.6 GHz BAND	374
10.	RADIATED TEST RESULTS.....	376
10.1.	<i>TRANSMITTER ABOVE 1 GHz.....</i>	<i>377</i>
10.1.1.	TX ABOVE 1 GHz 802.11a MODE IN THE 5.2 GHz BAND	377
10.1.2.	TX ABOVE 1 GHz 802.11n HT20 MODE IN THE 5.2 GHz BAND	379
10.1.3.	TX ABOVE 1 GHz 802.11n HT40 MODE IN THE 5.2 GHz BAND	387
10.1.4.	TX ABOVE 1 GHz 802.11ac VHT80 MODE IN THE 5.2 GHz BAND	389
10.1.5.	TX ABOVE 1 GHz 802.11be EHT20 MODE IN THE 5.2 GHz BAND	391
10.1.6.	TX ABOVE 1 GHz 802.11be EHT40 MODE IN THE 5.2 GHz BAND	409
10.1.7.	TX ABOVE 1 GHz 802.11be EHT80 MODE IN THE 5.2 GHz BAND	411

10.1.8. TX ABOVE 1 GHz 802.11a MODE IN THE 5.3 GHz BAND 419
10.1.9. TX ABOVE 1 GHz 802.11n HT20 MODE IN THE 5.3 GHz BAND..... 427
10.1.10. TX ABOVE 1 GHz 802.11n HT40 MODE IN THE 5.3 GHz BAND..... 429
10.1.11. TX ABOVE 1 GHz 802.11ac VHT80 MODE IN THE 5.3 GHz BAND 431
10.1.12. TX ABOVE 1 GHz 802.11ac VHT160 MODE IN THE 5.2/5.3 GHz BAND..... 433
10.1.13. TX ABOVE 1 GHz 802.11be EHT20 MODE IN THE 5.3 GHz BAND 437
10.1.14. TX ABOVE 1 GHz 802.11be EHT40 MODE IN THE 5.3 GHz BAND 449
10.1.15. TX ABOVE 1 GHz 802.11be EHT80 MODE IN THE 5.3 GHz BAND 451
10.1.16. TX ABOVE 1 GHz 802.11be EHT160 MODE IN THE 5.2/5.3 GHz BAND 459
10.1.17. TX ABOVE 1 GHz 802.11a MODE IN THE 5.6 GHz BAND 475
10.1.18. TX ABOVE 1 GHz 802.11n HT20 MODE IN THE 5.6 GHz BAND..... 487
10.1.19. TX ABOVE 1 GHz 802.11n HT40 MODE IN THE 5.6 GHz BAND..... 491
10.1.20. TX ABOVE 1 GHz 802.11ac VHT80 MODE IN THE 5.6 GHz BAND 503
10.1.21. TX ABOVE 1 GHz 802.11ac VHT160 MODE IN THE 5.6 GHz BAND 507
10.1.22. TX ABOVE 1 GHz 802.11be EHT20 MODE IN THE 5.6 GHz BAND 511
10.1.23. TX ABOVE 1 GHz 802.11be EHT40 MODE IN THE 5.6 GHz BAND 535
10.1.24. TX ABOVE 1 GHz 802.11be EHT80 MODE IN THE 5.6 GHz BAND 539
10.1.25. TX ABOVE 1 GHz 802.11be EHT160 MODE IN THE 5.6 GHz BAND 555
10.1.26. TX ABOVE 1 GHz 802.11a MODE IN THE 5.8 GHz BAND 571
10.1.27. TX ABOVE 1 GHz 802.11n HT20 MODE IN THE 5.8 GHz BAND..... 579
10.1.28. TX ABOVE 1 GHz 802.11n HT40 MODE IN THE 5.8 GHz BAND..... 581
10.1.29. TX ABOVE 1 GHz 802.11ac VHT80 MODE IN THE 5.8 GHz BAND 583
10.1.30. TX ABOVE 1 GHz 802.11be EHT20 MODE IN THE 5.8 GHz BAND 585
10.1.31. TX ABOVE 1 GHz 802.11be EHT40 MODE IN THE 5.8 GHz BAND 603
10.1.32. TX ABOVE 1 GHz 802.11be EHT80 MODE IN THE 5.8 GHz BAND 605
10.1.33. TX ABOVE 1 GHz 802.11a MODE IN THE 5.9 GHz BAND 613
10.1.34. TX ABOVE 1 GHz 802.11n HT20 MODE IN THE 5.9 GHz BAND..... 615
10.1.35. TX ABOVE 1 GHz 802.11n HT40 MODE IN THE 5.9 GHz BAND..... 617
10.1.36. TX ABOVE 1 GHz 802.11ac VHT80 MODE IN THE 5.9 GHz BAND 619
10.1.37. TX ABOVE 1 GHz 802.11ac VHT160 MODE IN THE 5.8/5.9 GHz BAND..... 621
10.1.38. TX ABOVE 1 GHz 802.11be EHT20 MODE IN THE 5.9 GHz BAND 625
10.1.39. TX ABOVE 1 GHz 802.11be EHT40 MODE IN THE 5.9 GHz BAND 644
10.1.40. TX ABOVE 1 GHz 802.11be EHT80 MODE IN THE 5.9 GHz BAND 646
10.1.41. TX ABOVE 1 GHz 802.11be EHT160 MODE IN THE 5.8/5.9 GHz BAND 654

10.2. TRANSMITTER WORST CASE 670
10.2.1. SPURIOUS BELOW 30MHz 670
10.2.2. SPURIOUS 30-1000MHz..... 672
10.2.3. SPURIOUS 18-26 GHz..... 674
10.2.4. SPURIOUS 26-40 GHz..... 676

11. AC POWER LINE CONDUCTED EMISSIONS 678
11.1. AC POWER LINE NORM..... 679

12. SETUP PHOTOS..... 681

END OF TEST REPORT 681

1. ATTESTATION OF TEST RESULTS

COMPANY NAME: Microsoft Corporation
1 Microsoft Way
Redmond, WA 98052-8300, USA

EUT DESCRIPTION: Portable Computing Device

SERIAL NUMBER: 0F3BV4623383HH, 0F3BV3V23383HH, 0F0GQG23383HH,
A81245020002335A, 2399649100000116, 0F3BV3V23383HH,
A81235010007335S, 0FSBV4923383HH

SAMPLE RECEIPT DATE: 2023-10-10

DATE TESTED: 2023-11-06 to 2024-03-11

APPLICABLE STANDARDS	
STANDARD	TEST RESULTS
CFR 47 Part 15 Subpart E: 2023	Refer to Section 2
ISED RSS-247 Issue 3: 2023	Refer to Section 2
ISED RSS-GEN Issue 5+A1+A2: 2021	Refer to Section 2


UL LLC tested the above equipment in accordance with the requirements set forth in the above standards. The test results show that the equipment tested is capable of demonstrating compliance with the requirements as documented in this report.

The results documented in this report apply only to the tested sample, under the conditions and modes of operation as described herein. It is the manufacturer's responsibility to assure that additional production units of this model are manufactured with identical electrical and mechanical components. All samples tested were in good operating condition throughout the entire test program. Measurement Uncertainties are published for informational purposes only and were not taken into account unless noted otherwise.

This document may not be altered or revised in any way unless done so by UL LLC and all revisions are duly noted in the revisions section. Any alteration of this document not carried out by UL LLC will constitute fraud and shall nullify the document.

Approved & Released
For UL LLC By:

Prepared By:



Michael Antola
Staff Engineer
Consumer, Medical and IT Segment
UL LLC

Brian Kiewra
Project Engineer
Consumer, Medical and IT Segment
UL LLC

2. TEST RESULT SUMMARY

This report contains data/info provided by the customer which can impact the validity of results. UL LLC is only responsible for the validity of results after the integration of the data provided by the customer.

Below is a list of the data/info provided by the customer:

- 1) Antenna gain and type (see section 0)
- 2) Worst-case data rates (see section 0)

FCC Clause	ISED Clause	Requirement	Result	Comment
See Comment		Duty Cycle	Reporting purposes only	Per ANSI C63.10, Section 12.2.
See Comment	RSS-GEN 6.7	26dB BW/99% OBW	Reporting purposes only	Per ANSI C63.10 Sections 6.9.2 and 6.9.3
15.407 (e)	RSS-247 6.2.4.1	6 dB BW	Compliant	None
15.407 (a) (1-3), (h) (1)	RSS-247 6.2	Output Power		
15.407 (a) (1-3)	RSS-247 6.2	PSD		
15.209, 15.205, 15.407 (b)	RSS-GEN 8.9, 8.10, RSS-247 6.2	Radiated Emissions		
15.207	RSS-Gen 8.8	AC Mains Conducted Emissions		

3. TEST METHODOLOGY

The tests documented in this report were performed in accordance with;

- FCC 47 CFR Part 2
- FCC 47 CFR Part 15,
- FCC KDB 662911 D01 v02r01,
- FCC KDB 789033 D02 v02r01,
- FCC KDB 414788 D01 Radiated Test Site v01r01
- FCC KDB 291074 D02 EMC Measurement V01
- ANSI C63.10-2013

4. FACILITIES AND ACCREDITATION

UL LLC is accredited by A2LA, certification # 0751.06, for all testing performed within the scope of this report. Testing was performed at the locations noted below.

	Address	ISED CABID	ISED Company Number	FCC Registration
<input type="checkbox"/>	Building: 12 Laboratory Dr RTP, NC 27709, U.S.A	US0067	2180C	825374
<input checked="" type="checkbox"/>	Building: 2800 Perimeter Park Dr. Suite B Morrisville, NC 27560, U.S.A		27265	

5. DECISION RULES AND MEASUREMENT UNCERTAINTY

5.1. METROLOGICAL TRACEABILITY

All test and measuring equipment utilized to perform the tests documented in this report are calibrated on a regular basis, with a maximum time between calibrations of one year or the manufacturers' recommendation, whichever is less, and where applicable is traceable to recognized national standards.

5.2. DECISION RULES

The Decision Rule is based on Simple Acceptance in accordance with ISO Guide 98-4:2012 Clause 8.2. (Measurement uncertainty is not taken into account when stating conformity with a specified requirement.)

5.3. MEASUREMENT UNCERTAINTY

Where relevant, the following measurement uncertainty levels have been estimated for tests performed on the apparatus:

PARAMETER	U _{Lab}
Radio Frequency (Spectrum Analyzer)	141.2 Hz
Occupied Channel Bandwidth	1.22%
RF output power, conducted	1.3 dB (PK) 0.45 dB (AV)
Power Spectral Density, conducted	2.47 dB
Unwanted Emissions, conducted	1.94 dB
All emissions, radiated	6.01 dB
Mains Conducted Emissions (0.150-30MHz) - LISN	3.40 dB
Temperature	0.57°C
Humidity	3.39%
DC Supply voltages	1.70%

Uncertainty figures are valid to a confidence level of 95%.

5.4. SAMPLE CALCULATION

RADIATED EMISSIONS

Where relevant, the following sample calculation is provided:

$$\text{Field Strength (dBuV/m)} = \text{Measured Voltage (dBuV)} + \text{Antenna Factor (dB/m)} + \text{Cable Loss (dB)} - \text{Preamp Gain (dB)}$$

$$36.5 \text{ dBuV} + 18.7 \text{ dB/m} + 0.6 \text{ dB} - 26.9 \text{ dB} = 28.9 \text{ dBuV/m}$$

MAINS CONDUCTED EMISSIONS

Where relevant, the following sample calculation is provided:

$$\text{Final Voltage (dBuV)} = \text{Measured Voltage (dBuV)} + \text{Cable Loss (dB)} + \text{Limiter Factor (dB)} + \text{LISN Insertion Loss}$$

$$36.5 \text{ dBuV} + 0 \text{ dB} + 10.1 \text{ dB} + 0 \text{ dB} = 46.6 \text{ dBuV}$$

6. EQUIPMENT UNDER TEST

6.1. EUT DESCRIPTION

The EUT is a Portable Computing Device.

6.2. MAXIMUM OUTPUT POWER

The transmitter has a maximum conducted output power as follows:

5.2 GHz BAND

Frequency Range (MHz)	Mode	Output Power (dBm)	Output Power (mW)
5.2GHz Band, 2Tx			
5180-5240	802.11a	19.18	82.79
5180-5240	802.11n HT20	19.28	84.72
5190-5230	802.11n HT40	18.25	66.83
5210	802.11ac VHT80	17.72	59.16
5250	802.11ac VHT160	17.56	57.02
5180-5240	802.11be EHT20	19.54	89.95
5190-5230	802.11be EHT40	17.98	62.81
5210	802.11be EHT80	17.73	59.29
5250	802.11be EHT160	16.72	46.99

5.3 GHz BAND

Frequency Range (MHz)	Mode	Output Power (dBm)	Output Power (mW)
5.3GHz Band, 2Tx			
5260-5320	802.11a	19.50	89.13
5260-5320	802.11n HT20	19.51	89.33
5270-5310	802.11n HT40	16.93	49.32
5290	802.11ac VHT80	15.66	36.81
5260-5320	802.11be EHT20	19.79	95.28
5270-5310	802.11be EHT40	15.48	35.32
5290	802.11be EHT80	16.30	42.66

5.6 GHz BAND

Frequency Range (MHz)	Mode	Output Power (dBm)	Output Power (mW)
5.6GHz Band, 2Tx			
5500-5720	802.11a	21.60	144.54
5500-5720	802.11n HT20	21.50	141.25
5510-5710	802.11n HT40	22.10	162.18
5530-5690	802.11ac VHT80	21.44	139.32
5570	802.11ac VHT160	17.61	57.68
5500-5720	802.11be EHT20	21.57	143.55
5510-5710	802.11be EHT40	21.90	154.88
5530-5690	802.11be EHT80	22.74	187.93
5570	802.11be EHT160	18.54	71.45

5.8 GHz BAND

Frequency Range (MHz)	Mode	Output Power (dBm)	Output Power (mW)
5.8GHz Band, 2Tx			
5745-5825	802.11a	23.80	239.88
5745-5825	802.11n HT20	23.48	222.84
5755-5795	802.11n HT40	21.70	147.91
5775	802.11ac VHT80	21.44	139.32
5815	802.11ac VHT160	20.57	114.02
5745-5825	802.11be EHT20	23.42	219.79
5755-5795	802.11be EHT40	21.90	154.88
5775	802.11be EHT80	21.86	153.46
5815	802.11be EHT160	21.61	144.88

5.9 GHz BAND

Frequency Range (MHz)	Mode	Output Power (dBm)	Output Power (mW)
5.8GHz Band, 2Tx			
5845-5885	802.11a	21.47	140.28
5845-5885	802.11n HT20	21.91	155.24
5835-5875	802.11n HT40	24.71	295.80
5855	802.11ac VHT80	24.17	261.22
5845-5885	802.11be EHT20	21.84	152.76
5835-5875	802.11be EHT40	24.92	310.46
5855	802.11be EHT80	24.38	274.16

6.3. DESCRIPTION OF AVAILABLE ANTENNAS

The antenna(s) gain and type, as provided by the manufacturer' are as follows:

Chain	Type	Frequency Range (MHz)	Maximum Gain (dBi)
0	PIFA	5150-5250	7.72
		5250-5350	8.05
		5470-5725	6.35
		5725-5850	7.27
		5850-5895	7.27
1	PIFA	5150-5250	6.74
		5250-5350	6.74
		5470-5725	5.22
		5725-5850	5.73
		5850-5895	5.73

6.4. SOFTWARE AND FIRMWARE

The EUT firmware installed during testing was 1.0.3808.9500

6.5. WORST-CASE CONFIGURATION AND MODE

Radiated emissions below 1GHz, above 18GHz, and power line conducted emission were performed with the EUT set to transmit at the channel with highest output power as worst-case scenario.

Radiated emissions between 1GHz and 18GHz were performed with the EUT set to transmit at the highest power on low and high channels for bandedge and low, middle and high channels on modes with worst-case power/PSD per band for harmonics and spurious.

The EUT is intended to operate in only one orientation, therefore, all final radiated testing was performed with the EUT in this intended orientation of operation.

All testing performed in 2Tx mode (NSS=1), where power per chain is equivalent to the 1Tx power on each chain. Based on preliminary testing, this allows 2Tx testing to cover all 1Tx testing.

Worst-case data rates as provided by the client were:

- 802.11a mode: 6 Mbps
- 802.11n HT20mode: MCS0
- 802.11n HT40mode: MCS0
- 802.11ac VHT80 mode: MCS0
- 802.11ac VHT160 mode: MCS0
- 802.11be EHT20mode: MCS0 (Nss = 1)
- 802.11be EHT40mode: MCS0 (Nss = 1)
- 802.11be EHT80mode: MCS0 (Nss = 1)
- 802.11be EHT160mode: MCS0 (Nss = 1)

For PSD testing lower bandwidth (20-80MHz) modes cover remaining upper bandwidth (160MHz) modes.

Note: Where appropriate only representative plots are included to reduce report size.

EUT has option of 2 displays, based on premeasurements the following displays were tested in each band:

- UNII-1: Display 2
- UNII-2A: Display 2
- UNII-2C: Display 2
- UNIII-3: Display 1

6.6. DESCRIPTION OF TEST SETUP

SUPPORT EQUIPMENT

Support Equipment List				
Description	Manufacturer	Model	Serial Number	FCC ID
Power Supply	Microsoft	PN: M1140030-007	0C130Z08EV337	NA
USB Drive	PNY	16GB	NA	NA
Headphones	Sony	NA	NA	NA
USB C to Ethernet	TP-link	UE300C	2234082002838	NA
Switch	Linksys	EFAH05WVER.3	RA13048005308 EH1040 MA	NA

I/O CABLES

I/O Cable List						
Cable No.	Port	# of Identical Ports	Connector Type	Cable Type	Cable Length (m)	Remarks
1	USB-C	2	USB-C	Shielded	>3m	EUT to Power Supply
2	Aux	1	Aux	Shielded	<3m	Headphones
3	USB-A	1	USB-A	Shielded	<3m	EUT to USB Drive
4	USB-C	2	USB-C	Shielded	>3m	USB to Ethernet adapter Ethernet is unshielded

TEST SETUP

The EUT is setup as a standalone device.

SETUP DIAGRAM

Please refer to R14932101-EP1a for setup diagrams

7. MEASUREMENT METHOD

On Time and Duty Cycle: KDB 789033 D02 v02r01, Section B.

6 dB Emission BW: KDB 789033 D02 v02r01, Section C.2

26 dB Emission BW: KDB 789033 D02 v02r01, Section C.1

Conducted Output Power: KDB 789033 D02 v02r01, Section E.3.b (Method PM-G)

Power Spectral Density: KDB 789033 D02 v02r01, Section F

Unwanted emissions in restricted bands: KDB 789033 D02 v02r01, Sections G.3, G.4, G.5, and G.6.

Unwanted emissions in non-restricted bands: KDB 789033 D02 v02r01, Sections G.3, G.4, and G.5.

AC Power Line Conducted Emissions: ANSI C63.10-2013, Section 6.2.

Radiated Spurious Emissions: ANSI C63.10-2013 Section 6.3 to 6.6

8. TEST AND MEASUREMENT EQUIPMENT

The following test and measurement equipment was utilized for the tests documented in this report:

Test Equipment Used - Wireless Conducted Measurement Equipment

Equipment ID	Description	Manufacturer	Model Number	Last Cal.	Next Cal.
90418	Peak and Avg Power Sensor, 50MHz to 18GHz	Keysight Technologies	N1921A	2023-02-02	2024-02-02
90411	Spectrum Analyzer	Keysight Technologies	N9030A	2023-08-02	2024-08-02
90416	Spectrum Analyzer	Keysight Technologies	N9030A	2023-06-09	2024-06-30
179892	Environmental Meter	Fisher Scientific	15-077-963	2023-07-26	2024-07-31
134477	RF Power Meter	Keysight Technologies	N1912A	2023-08-04	2024-08-04
135124	Peak and Avg Power Sensor, 50MHz to 18GHz	Keysight Technologies	N1921A	2023-07-12	2024-07-31
PWM005	RF Power Meter	Keysight Technologies	N1912A	2022-09-02	2024-09-02
238710	Environmental Meter	Fisher Scientific	15-077-963	2023-06-27	2024-06-27
90410	Spectrum Analyzer	Keysight Technologies	N9030A	2023-06-14	2024-06-14
SOFTEMI	Antenna Port Software	UL	Version 2022.8.16	NA	NA
226563	SMA Coaxial 10dB Attenuator 25MHz-18GHz	CentricRF	C18S2-10	2023-02-16	2024-02-16
226552	SMA Coaxial 20dB Attenuator 25MHz-18GHz	CentricRF	C18S2-20	2023-02-16	2024-02-16
226551	SMA Coaxial 20dB Attenuator 25MHz-18GHz	CentricRF	C18S2-20	2023-02-16	2024-02-16
Pad A	SMA Coaxial 20dB Attenuator 25MHz-18GHz	CentricRF	C18S2-20	2023-02-16	2024-02-29
Pad B	SMA Coaxial 20dB Attenuator 25MHz-18GHz	CentricRF	C18S2-20	2023-02-16	2024-02-29
CBL105	Micro-Coax UTiFLEX Cable Assembly, Low Loss	Carlisle Interconnect Technologies	UFB-197C-0-0160-300300	2023-02-17	2024-02-17
CBL031	SMA Male to SMA Male Cable Using PE-P141 Coax - 12"	Pasternack	Sucoflex 104PEA	2023-06-27	2024-06-27
CBL030	SMA Male to SMA Male Cable Using PE-P141 Coax - 12"	Pasternack	Sucoflex 104PEA	2023-06-27	2024-06-27
CBL012	Micro-Coax UTiFLEX Cable Assembly, Low Loss	Carlisle Interconnect Technologies	UFB293C-0-2400-300300	2023-01-05	2024-01-05
CBL091	Micro-Coax UTiFLEX Cable Assembly, Low Loss,40Ghz	Carlisle Interconnect Technologies	UFA147A-2-0360-200200	2023-02-17	2024-02-17

Note: All equipment within calibration at time of use.

Test Equipment Used - Radiated Disturbance Emissions Test Equipment (Morrisville – Chamber 4)

Equipment ID	Description	Manufacturer/Brand	Model Number	Last Cal.	Next Cal.
	0.009-30MHz				
135144	Active Loop Antenna	ETS-Lindgren	6502	2023-01-17	2024-01-17
	30-1000 MHz				
90629	Hybrid Broadband Antenna	Sunol Sciences Corp.	JB3	2023-01-06	2024-01-06
	1-18 GHz				
89509	Double-Ridged Waveguide Horn Antenna, 1 to 18 GHz	ETS Lindgren	3117	2023-05-23	2025-05-23
	18-40 GHz				
204704	Horn Antenna, 18-26.5GHz	Com-Power	AH-826	2023-07-20	2025-07-20
204705	Horn Antenna, 26-40GHz	Com-Power	AH-640	2023-07-20	2025-07-20
	Gain-Loss Chains				
207638	Gain-loss string: 0.009-30MHz	Various	Various	2023-09-18	2024-09-18
207639	Gain-loss string: 25-1000MHz	Various	Various	2023-09-18	2024-09-18
207640	Gain-loss string: 1-18GHz	Various	Various	2023-05-17	2024-05-17
225795	Gain-loss string: 18-40GHz	Various	Various	2023-05-17	2024-05-17
	Receiver & Software				
197955	Spectrum Analyzer	Rohde & Schwarz	ESW44	2023-04-10	2024-04-10
72823	Spectrum Analyzer	Agilent	E4446A	2023-06-27	2024-06-30
SOFTEMI	EMI Software	UL	Version 9.5 (18 Oct 2021)		
	Additional Equipment used				
241204	Environmental Meter	Fisher Scientific	15-077-963	2023-09-05	2025-09-05

Note: All equipment within calibration at time of use.

Test Equipment Used - Radiated Disturbance Emissions Test Equipment (Morrisville – Chamber 1)

Equipment ID	Description	Manufacturer	Model Number	Last Cal.	Next Cal.
1-18 GHz					
206211	Double-Ridged Waveguide Horn Antenna, 1 to 18 GHz	ETS Lindgren	3117	2023-04-06	2024-04-06
Gain-Loss Chains					
91979	Gain-loss string: 1-18GHz	Various	Various	2023-05-16	2024-05-16
Receiver & Software					
206496	Spectrum Analyzer	Rohde & Schwarz	ESW44	2023-03-24	2024-03-24
SOFTEMI	EMI Software	UL	Version 9.5 (18 Oct 2021)		
Additional Equipment used					
241205	Environmental Meter	Fisher Scientific	15-077-963	2023-09-05	2025-09-05
170112	10dB Pad, DC-18GHz, 5W	Mini-Circuits	BW-N10W5+	2023-11-09	2024-11-09

Test Equipment Used - Radiated Disturbance Emissions Test Equipment (Morrisville – Chamber 2)

Equipment ID	Description	Manufacturer/Brand	Model Number	Last Cal.	Next Cal.
1-18 GHz					
88761	Double-Ridged Waveguide Horn Antenna, 1 to 18 GHz	ETS Lindgren	3117	2023-06-19	2025-06-19
Gain-Loss Chains					
91977	Gain-loss string: 1-18GHz	Various	Various	2023-06-06	2024-06-06
Receiver & Software					
197954	Spectrum Analyzer	Rohde & Schwarz	ESW44	2023-02-02	2024-02-02
SOFTEMI	EMI Software	UL	Version 9.5 (18 Oct 2021)		
Additional Equipment used					
200540	Environmental Meter	Fisher Scientific	15-077-963 s/n 181474409	2023-07-19	2025-07-19

Note: All equipment within calibration at time of use.

Test Equipment Used - Line-Conducted Emissions – Voltage (Morrisville – Conducted 1)

Equipment ID	Description	Manufacturer	Model Number	Last Cal.	Next Cal.
CBL087	Coax cable, RG223, N-male to BNC-male, 20-ft.	Pasternack	PE3W06143-240	2023-04-04	2024-04-04
179892	Environmental Meter	Fisher Scientific	15-077-963	2023-07-26	2024-06-31
80391	LISN, 50-ohm/50-uH, 250uH 2-conductor, 25A	Fischer Custom Com.	FCC-LISN-50/250-25-2-01	2023-07-31	2024-07-31
75141	EMI Test Receiver 9kHz-7GHz	Rohde & Schwarz	ESCI 7	2023-08-01	2024-08-01
52859	Transient Limiter, 0.009-100MHz	Electro-Metrics	EM-7600	2023-04-04	2024-04-04
PS214	AC Power Source	Elgar	CW2501M	NA	NA
SOFTEMI	EMI Software	UL	Version 9.5 (18 Oct 2021)		
91432	LISN, 50-ohm/50-uH, 2-conductor, 25A (For support gear only.)	Solar Electronics	8012-50-R-24-BNC	NA	NA

9. ANTENNA PORT TEST RESULTS

9.1. ON TIME AND DUTY CYCLE LIMITS

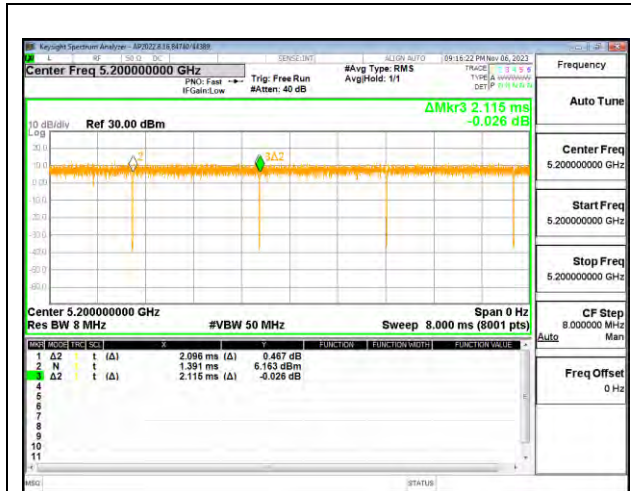
None; for reporting purposes only.

PROCEDURE

KDB 789033 D01 Zero-Span Spectrum Analyzer Method.

ON TIME AND DUTY CYCLE RESULTS

Mode	ON Time B (msec)	Period (msec)	Duty Cycle x (linear)	Duty Cycle (%)	RMS AV DCCF (dB)	Voltage AV DCCF (dB)
802.11a CDD	2.096	2.115	0.991	99.10	0.00	0.00
802.11n HT20 CDD	3.547	3.567	0.994	99.44	0.00	0.00
802.11n HT40 CDD	2.011	2.030	0.991	99.06	0.00	0.00
802.11ac VHT80 CDD	0.755	0.774	0.976	97.58	0.11	0.21
802.11ac VHT160 CDD	0.363	0.382	0.951	95.13	0.22	0.43
802.11be EHT20 26T	5.087	5.107	0.996	99.61	0.00	0.00
802.11be EHT20 52T	5.074	5.095	0.996	99.59	0.00	0.00
802.11be EHT20 52T+26T	5.059	5.079	0.996	99.61	0.00	0.00
802.11be EHT20 106T	4.768	4.787	0.996	99.60	0.00	0.00
802.11be EHT20 106T+26T	4.816	4.835	0.996	99.61	0.00	0.00
802.11be EHT20 242T	4.667	4.686	0.996	99.59	0.00	0.00
802.11be EHT40 484T	1.2600	1.2790	0.985	98.51	0.00	0.00
802.11be EHT80 484T+242T	1.2350	1.2540	0.985	98.48	0.00	0.00
802.11be EHT80 996T	5.4520	5.4690	0.997	99.69	0.00	0.00
802.11be EHT160 996T+484T	0.927	0.946	0.980	97.97	0.09	0.18
802.11be EHT160 2*996T	5.426	5.447	0.996	99.61	0.00	0.00



DUTY CYCLE 802.11a MODE



DUTY CYCLE 802.11n HT20 MODE



DUTY CYCLE 802.11n HT40 MODE



DUTY CYCLE 802.11ac VHT80 MODE



DUTY CYCLE 802.11ac VHT160 MODE



DUTY CYCLE 802.11be EHT20 26T MODE



DUTY CYCLE 802.11be EHT20 52T MODE



DUTY CYCLE 802.11be EHT20 52T+26T MODE



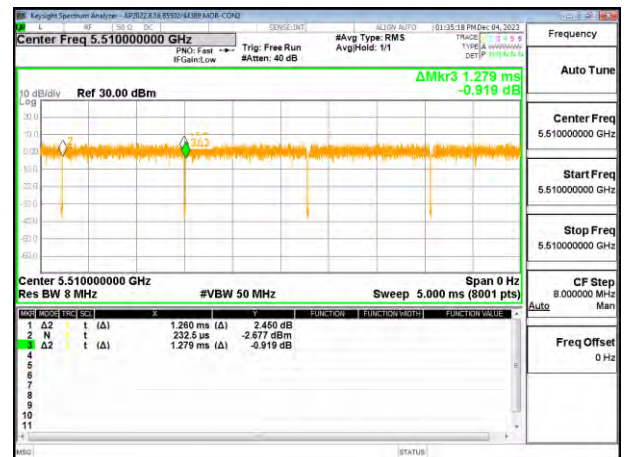
DUTY CYCLE 802.11be EHT20 106T MODE



DUTY CYCLE 802.11be EHT20 106T+26T MODE



DUTY CYCLE 802.11be EHT20 242T MODE



DUTY CYCLE 802.11be EHT40 484T MODE



DUTY CYCLE 802.11be EHT80 484T+242T
 MODE



DUTY CYCLE 802.11be EHT80 996T MODE



DUTY CYCLE 802.11be EHT160 996T+484T
 MODE



DUTY CYCLE 802.11be EHT160 2*996T
 MODE

9.2. 26 dB BANDWIDTH

LIMITS

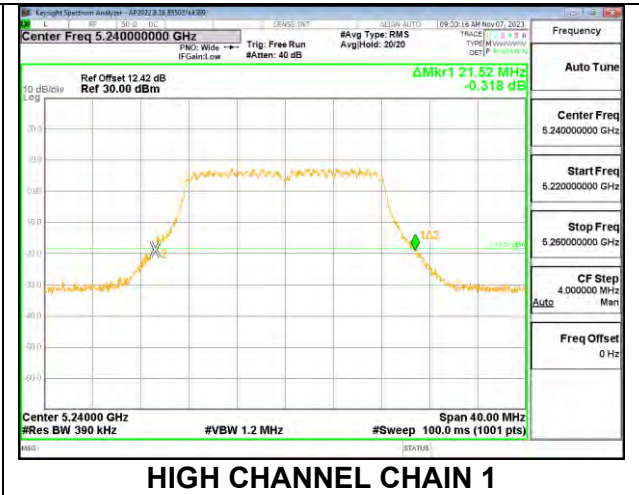
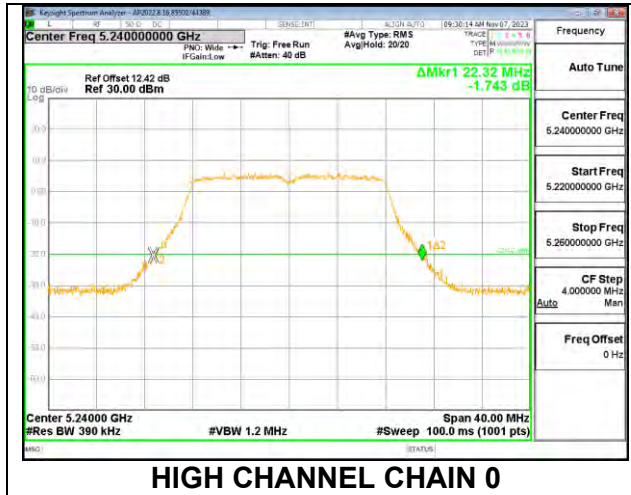
None; for reporting purposes only.

RESULTS

9.2.1. 802.11a MODE IN THE 5.2 GHz BAND

2TX Chain 0 + Chain 1 CDD MODE

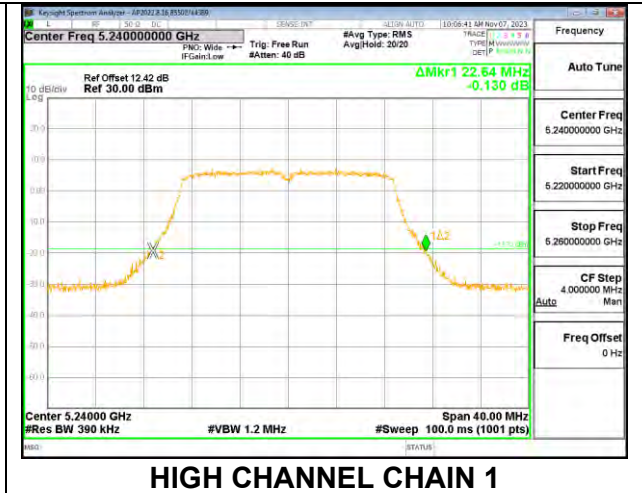
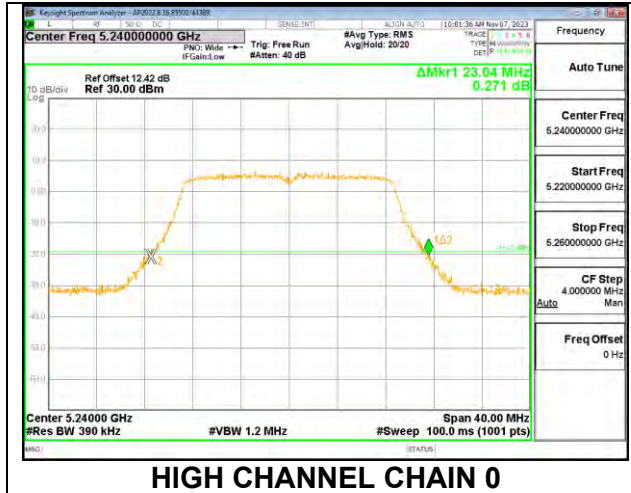
Channel	Frequency (MHz)	26 dB Bandwidth Chain 0 (MHz)	26 dB Bandwidth Chain 1 (MHz)
Low	5180	22.48	21.80
Mid	5200	22.20	21.72
High	5240	22.32	21.52



9.2.2. 802.11n HT20 MODE IN THE 5.2 GHz BAND

2TX Chain 0 + Chain 1 CDD MODE

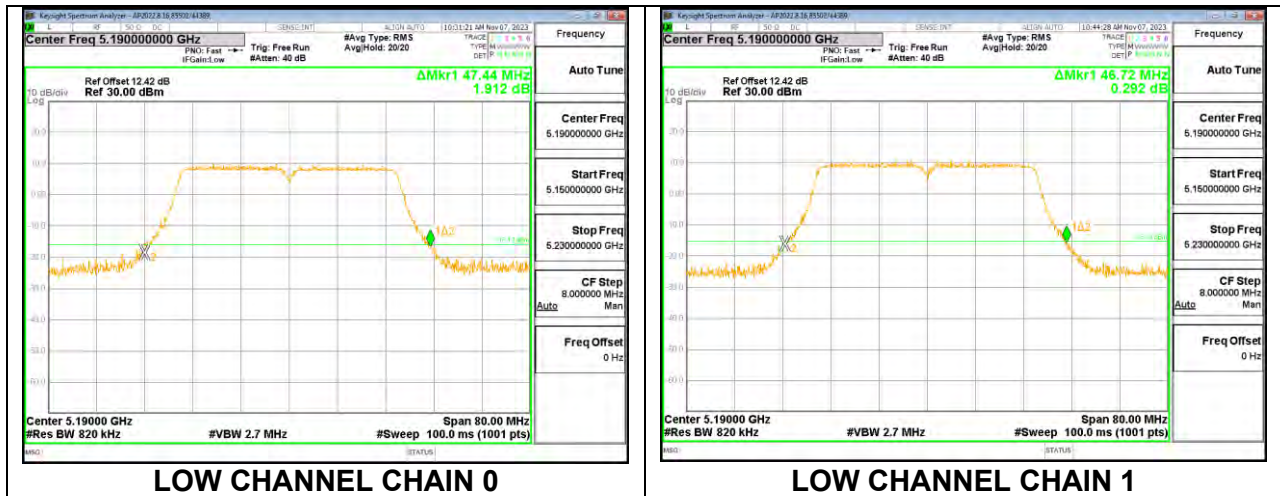
Channel	Frequency (MHz)	26 dB Bandwidth Chain 0 (MHz)	26 dB Bandwidth Chain 1 (MHz)
Low	5180	22.84	22.72
Mid	5200	22.92	22.88
High	5240	23.04	22.64



9.2.3. 802.11n HT40 MODE IN THE 5.2 GHz BAND

2TX Chain 0 + Chain 1 CDD MODE

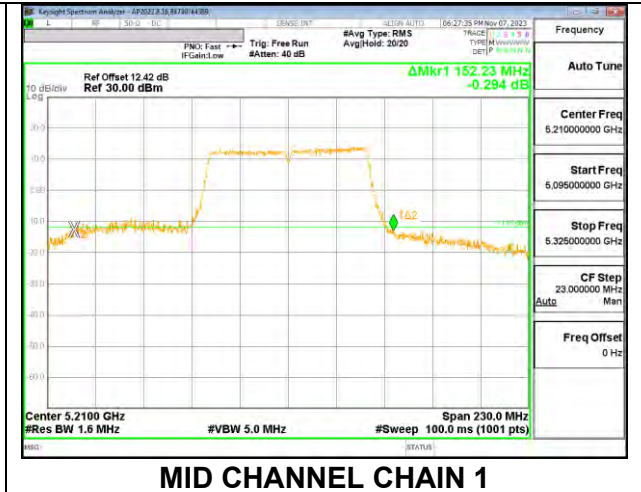
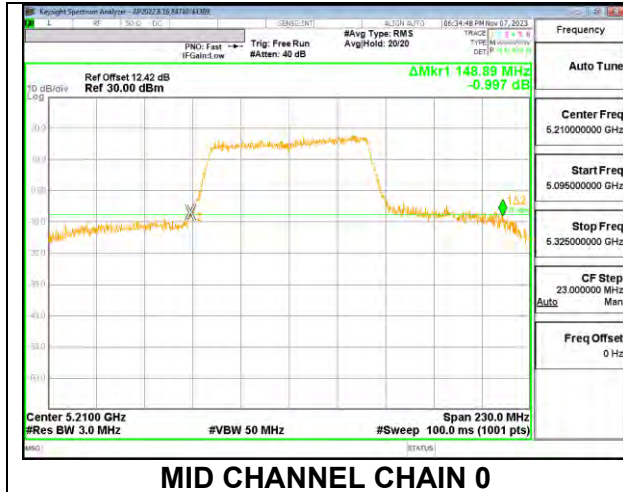
Channel	Frequency (MHz)	26 dB Bandwidth Chain 0 (MHz)	26 dB Bandwidth Chain 1 (MHz)
Low	5190	47.44	46.72
High	5230	47.28	49.60



9.2.4. 802.11ac VHT80 MODE IN THE 5.2 GHz BAND

2TX Chain 0 + Chain 1 CDD MODE

Channel	Frequency (MHz)	26 dB Bandwidth Chain 0 (MHz)	26 dB Bandwidth Chain 1 (MHz)
Mid	5210	148.89	152.23

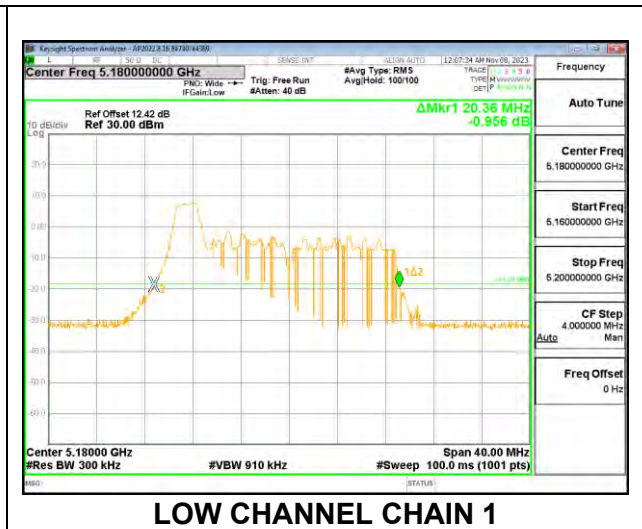
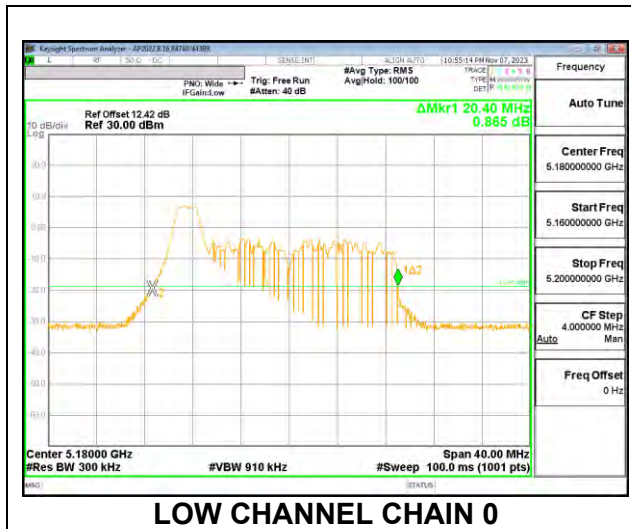


9.2.5. 802.11be EHT20 26T MODE IN THE 5.2 GHz BAND

2TX Chain 0 + Chain 1 CDD MODE

Channel	Frequency (MHz)	26 dB Bandwidth Chain 0 (MHz)	26 dB Bandwidth Chain 1 (MHz)
Low	5180	20.40	20.36
Mid	5200	20.48	20.40
High	5240	20.48	20.52

LOW CHANNEL

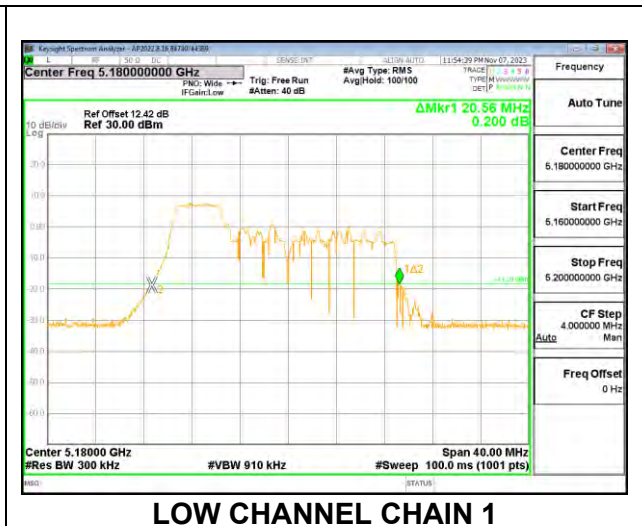
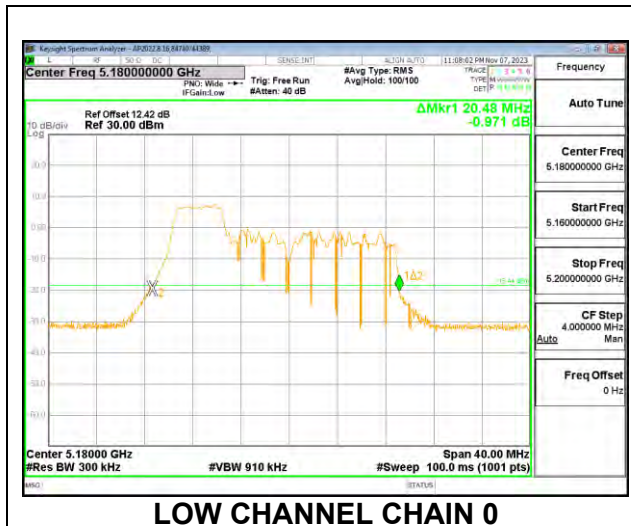


9.2.6. 802.11be EHT20 52T MODE IN THE 5.2 GHz BAND

2TX Chain 0 + Chain 1 CDD MODE

Channel	Frequency (MHz)	26 dB Bandwidth Chain 0 (MHz)	26 dB Bandwidth Chain 1 (MHz)
Low	5180	20.48	20.56
Mid	5200	20.60	20.68
High	5240	21.12	20.56

LOW CHANNEL

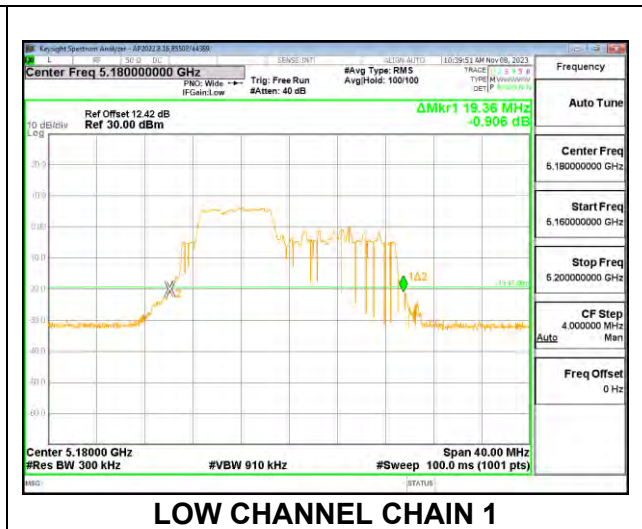
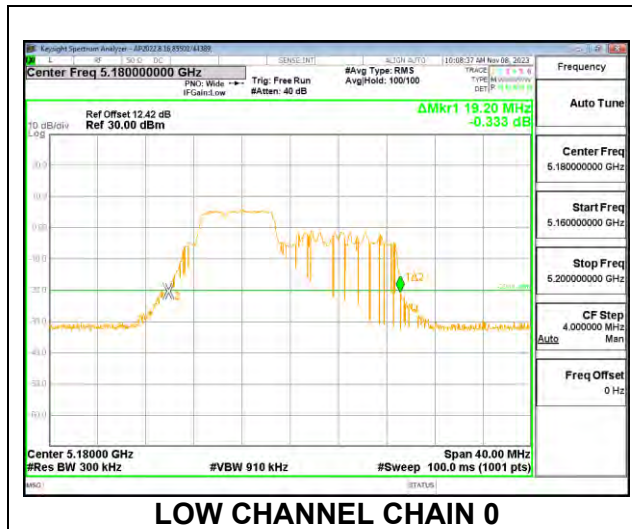


9.2.7. 802.11be EHT20 52T + 26T MODE IN THE 5.2 GHz BAND

2TX Chain 0 + Chain 1 CDD MODE

Channel	Frequency (MHz)	26 dB Bandwidth Chain 0 (MHz)	26 dB Bandwidth Chain 1 (MHz)
Low	5180	19.20	19.36
Mid	5200	19.20	19.32
High	5240	19.88	19.36

LOW CHANNEL

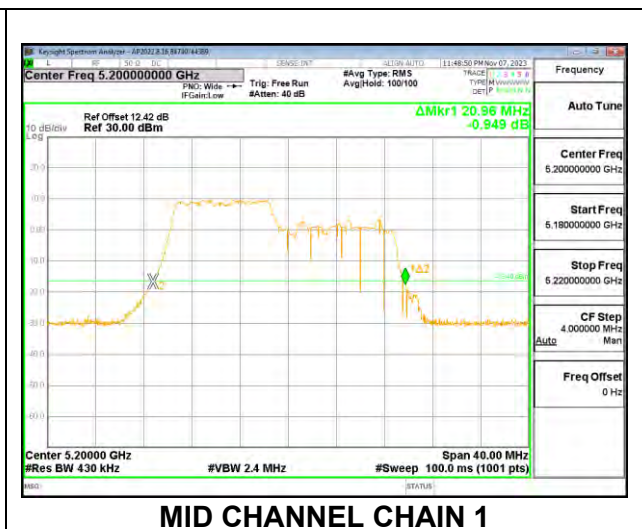
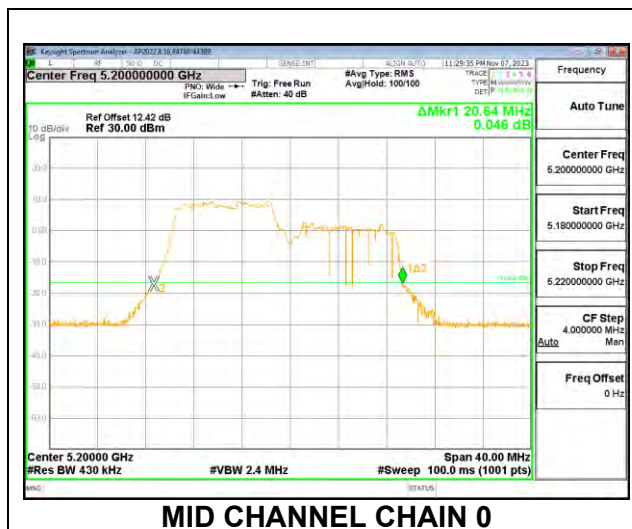


9.2.8. 802.11be EHT20 106T MODE IN THE 5.2 GHz BAND

2TX Chain 0 + Chain 1 CDD MODE

Channel	Frequency (MHz)	26 dB Bandwidth Chain 0 (MHz)	26 dB Bandwidth Chain 1 (MHz)
Low	5180	20.72	21.24
Mid	5200	20.64	20.96
High	5240	21.32	21.08

MID CHANNEL

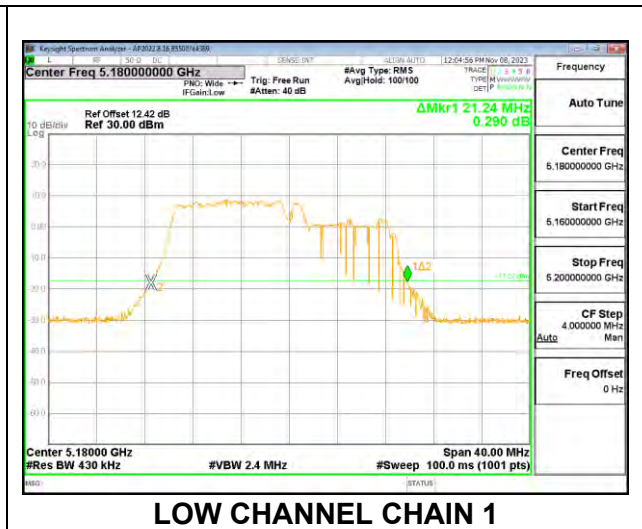
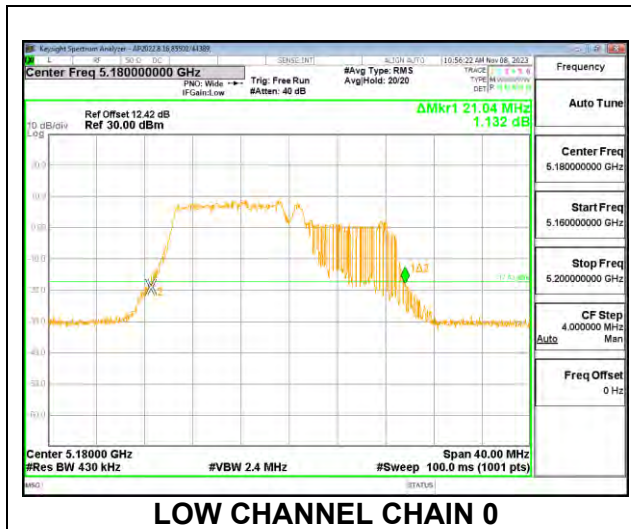


9.2.9. 802.11be EHT20 106T + 26T MODE IN THE 5.2 GHz BAND

2TX Chain 0 + Chain 1 CDD MODE

Channel	Frequency (MHz)	26 dB Bandwidth Chain 0 (MHz)	26 dB Bandwidth Chain 1 (MHz)
Low	5180	21.04	21.24
Mid	5200	21.12	21.24
High	5240	21.88	21.80

LOW CHANNEL

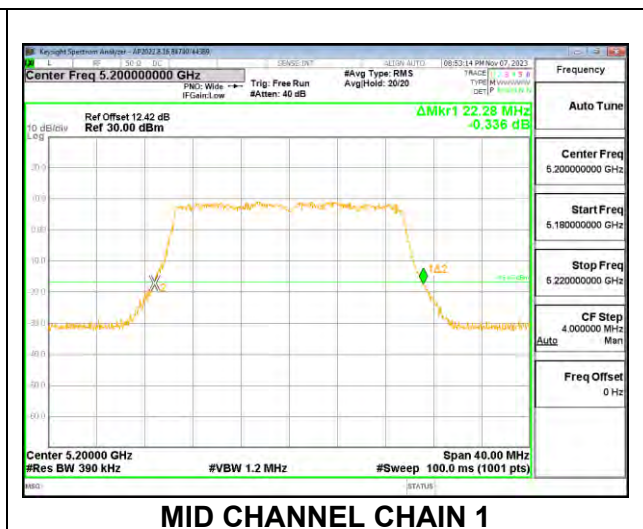
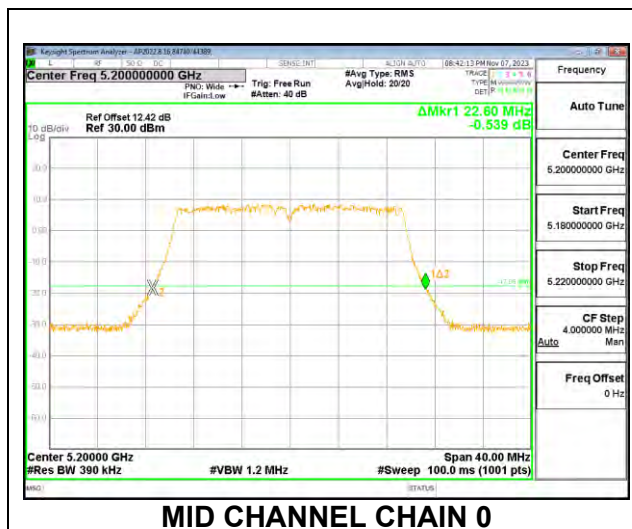


9.2.10. 802.11be EHT20 242T MODE IN THE 5.2 GHz BAND

2TX Chain 0 + Chain 1 CDD MODE

Channel	Frequency (MHz)	26 dB Bandwidth Chain 0 (MHz)	26 dB Bandwidth Chain 1 (MHz)
Low	5180	23.08	22.44
Mid	5200	22.60	22.28
High	5240	22.60	22.36

MID CHANNEL

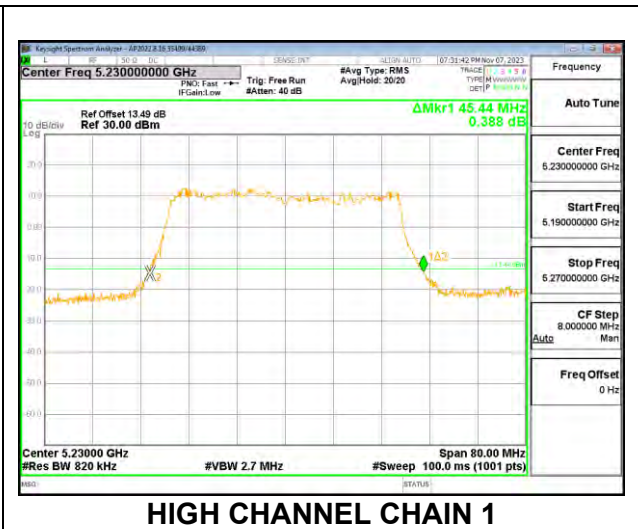
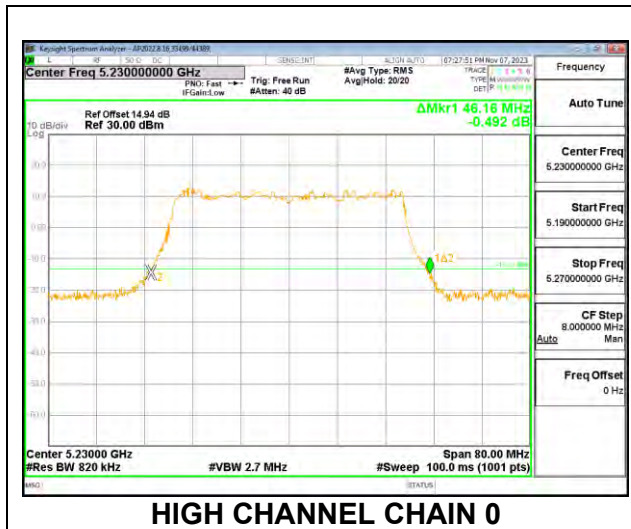


9.2.11. 802.11be EHT40 484T MODE IN THE 5.2 GHz BAND

2TX Chain 0 + Chain 1 CDD MODE

Channel	Frequency (MHz)	26 dB Bandwidth Chain 0 (MHz)	26 dB Bandwidth Chain 1 (MHz)
Low	5190	46.24	46.00
High	5230	46.16	45.44

HIGH CHANNEL

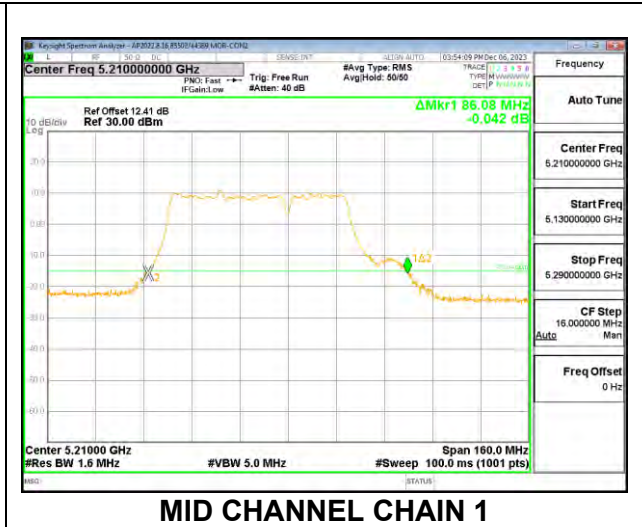
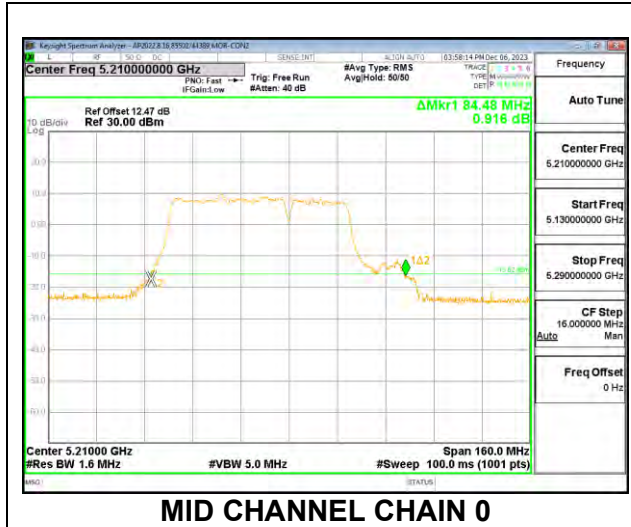


9.2.12. 802.11be EHT80 484T+242T MODE IN THE 5.2 GHz BAND

2TX Chain 0 + Chain 1 CDD MODE

Channel	Frequency (MHz)	26 dB Bandwidth Chain 0 (MHz)	26 dB Bandwidth Chain 1 (MHz)
Low	5210	84.48	86.08

MID CHANNEL

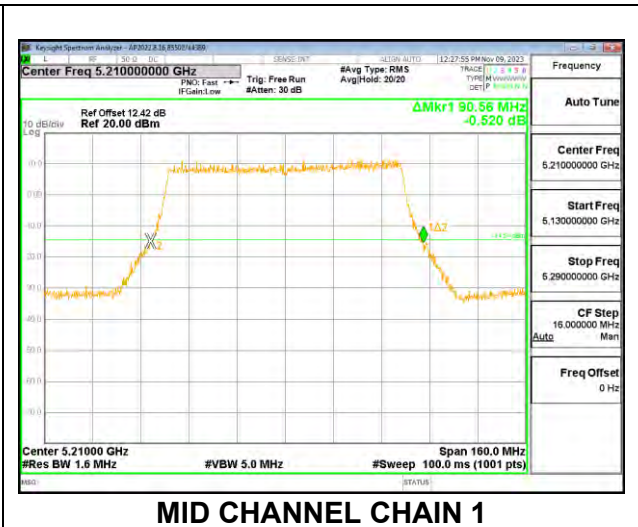
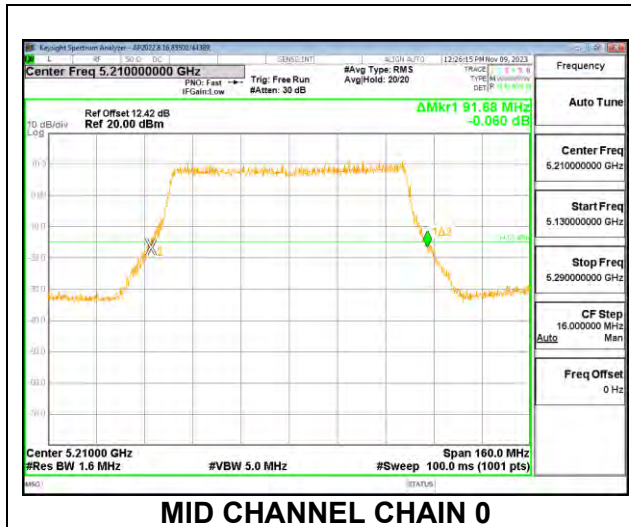


9.2.13. 802.11be EHT80 996T MODE IN THE 5.2 GHz BAND

2TX Chain 0 + Chain 1 CDD MODE

Channel	Frequency (MHz)	26 dB Bandwidth Chain 0 (MHz)	26 dB Bandwidth Chain 1 (MHz)
Mid	5210	91.68	90.56

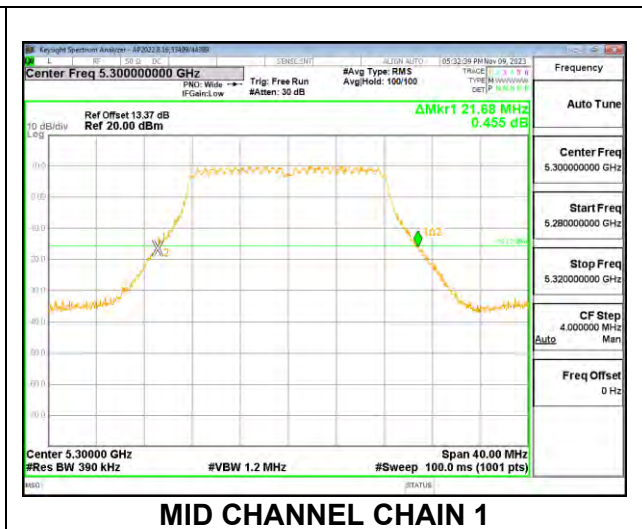
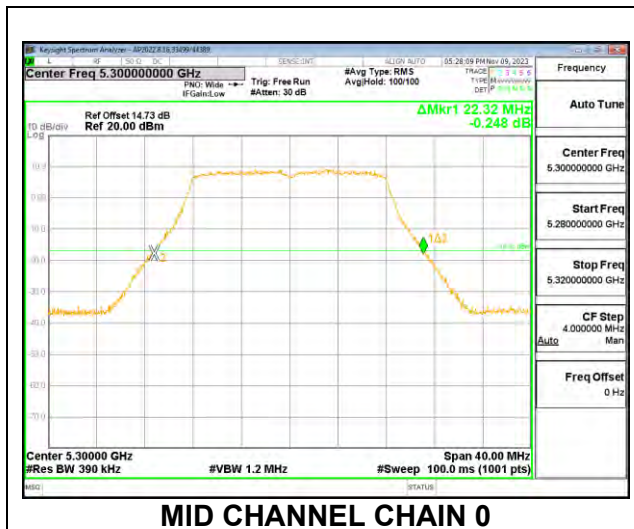
MID CHANNEL



9.2.14. 802.11a MODE IN THE 5.3 GHz BAND

2TX CHAIN 0 + CHAIN 1 CDD MODE

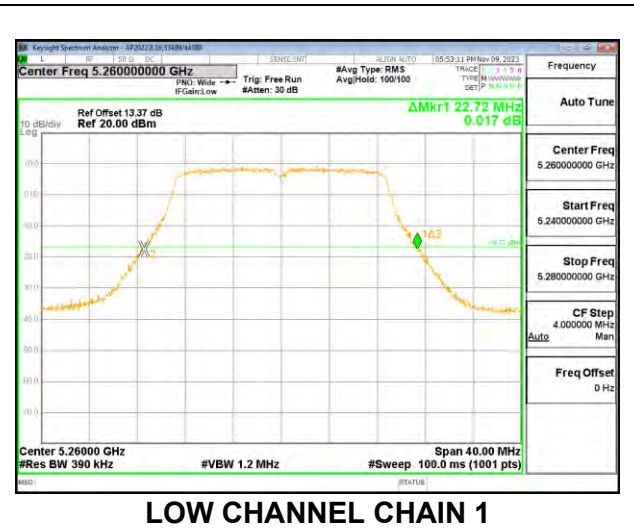
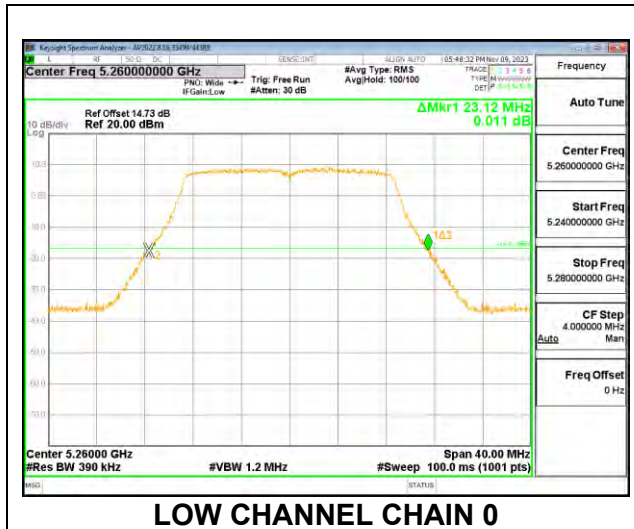
Channel	Frequency (MHz)	26 dB Bandwidth CHAIN 0 (MHz)	26 dB Bandwidth CHAIN 1 (MHz)
Low	5260	22.20	22.04
Mid	5300	22.32	21.68
High	5320	21.92	22.16



9.2.15. 802.11n HT20 MODE IN THE 5.3 GHz BAND

2TX CHAIN 0 + CHAIN 1 CDD MODE

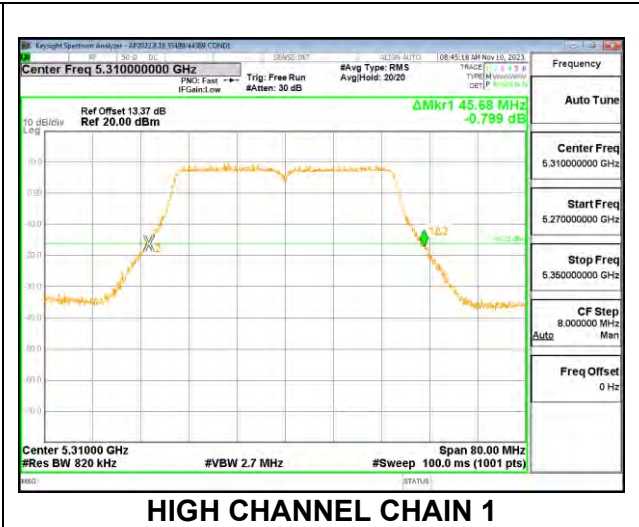
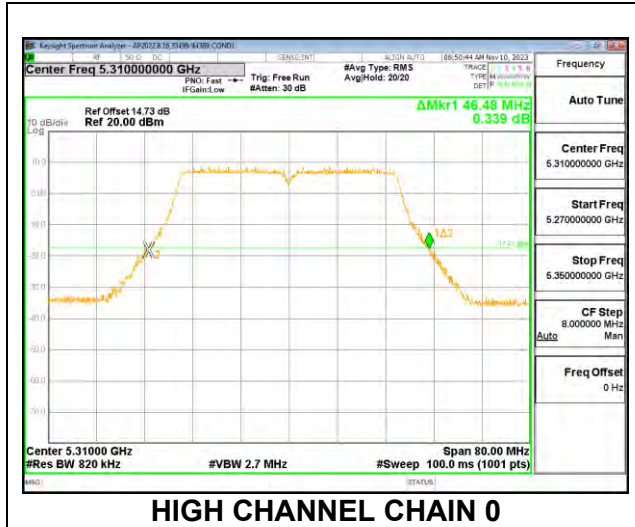
Channel	Frequency (MHz)	26 dB Bandwidth CHAIN 0 (MHz)	26 dB Bandwidth CHAIN 1 (MHz)
Low	5260	23.12	22.72
Mid	5300	22.84	22.92
High	5320	23.08	23.16



9.2.16. 802.11n HT40 MODE IN THE 5.3 GHz BAND

2TX CHAIN 0 + CHAIN 1 CDD MODE

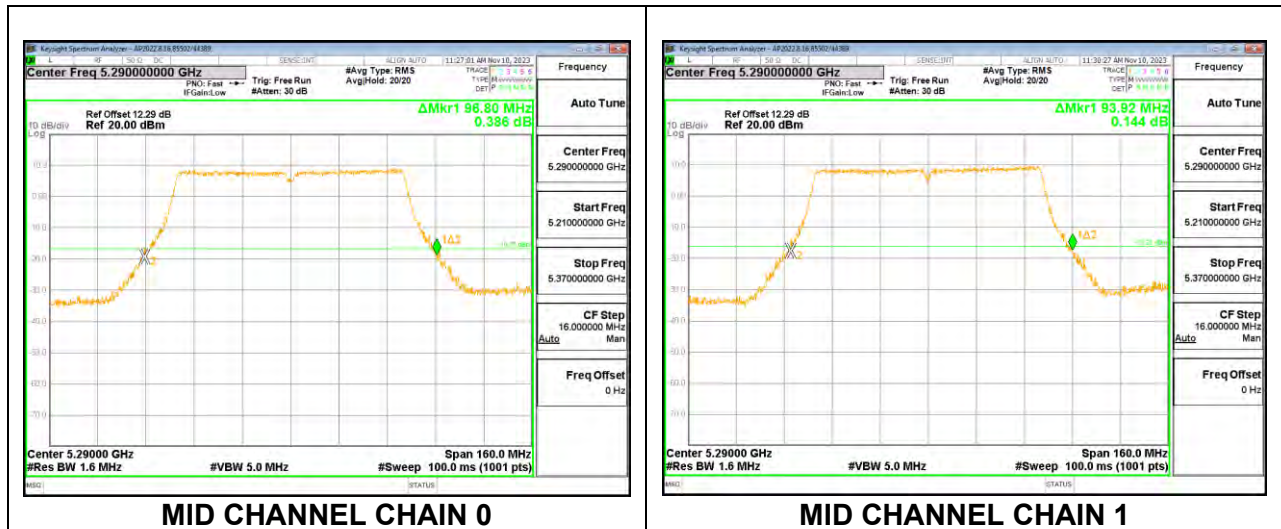
Channel	Frequency (MHz)	26 dB Bandwidth CHAIN 0 (MHz)	26 dB Bandwidth CHAIN 1 (MHz)
Low	5270	46.88	46.40
High	5310	46.48	45.68



9.2.17. 802.11ac VHT80 MODE IN THE 5.3 GHz BAND

2TX CHAIN 0 + CHAIN 1 CDD MODE

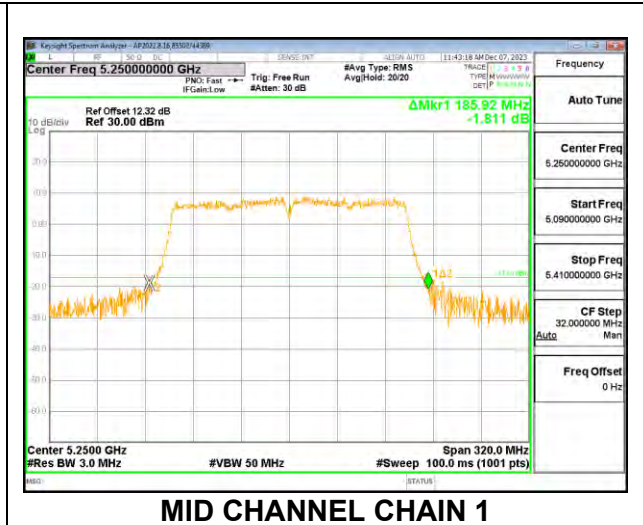
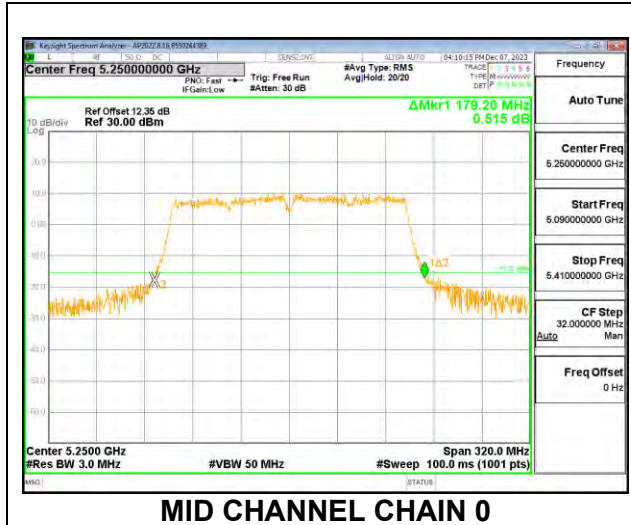
Channel	Frequency (MHz)	26 dB Bandwidth CHAIN 0 (MHz)	26 dB Bandwidth CHAIN 1 (MHz)
Mid	5290	96.80	93.92



9.2.18. 802.11ac VHT160 MODE 2TX IN THE 5.2/5.3GHZ BAND

2TX CHAIN 0 + CHAIN 1 CDD OFDMA MODE:

Channel	Frequency (MHz)	26 dB Bandwidth Chain 0 (MHz)	26 dB Bandwidth Chain 1 (MHz)
Mid	5250	179.20	185.92



9.2.19. 802.11be EHT20 MODE 2TX IN THE 5.3GHz BAND

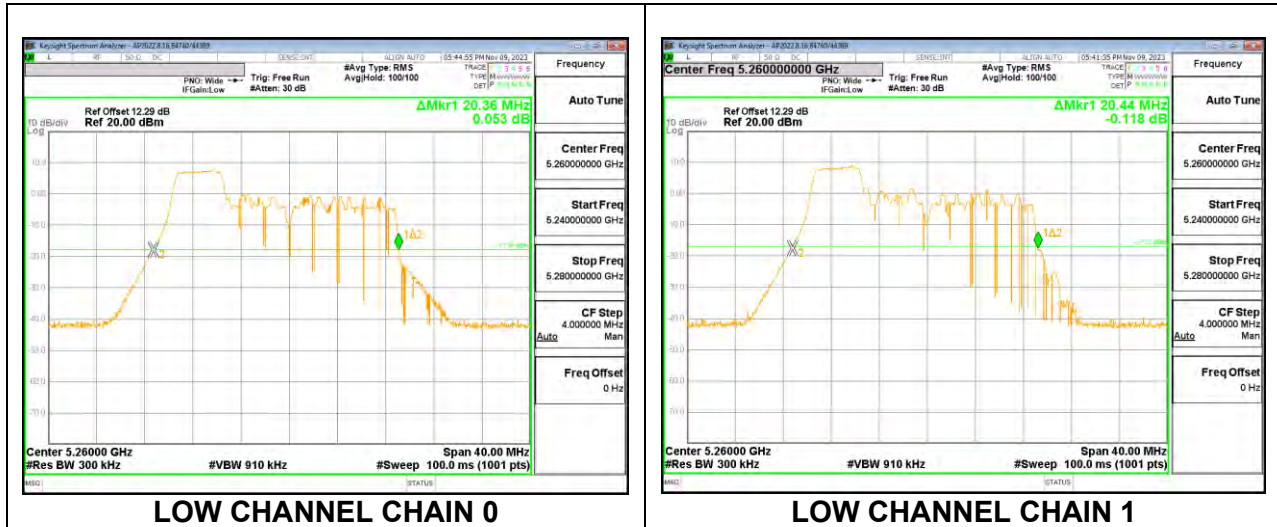
2TX CHAIN 0 + CHAIN 1 CDD OFDMA MODE: 26T

Channel	Frequency (MHz)	26 dB Bandwidth Chain 0 (MHz)	26 dB Bandwidth Chain 1 (MHz)
Low	5260	20.36	20.28
Mid	5300	20.40	20.28
High	5320	20.48	20.28



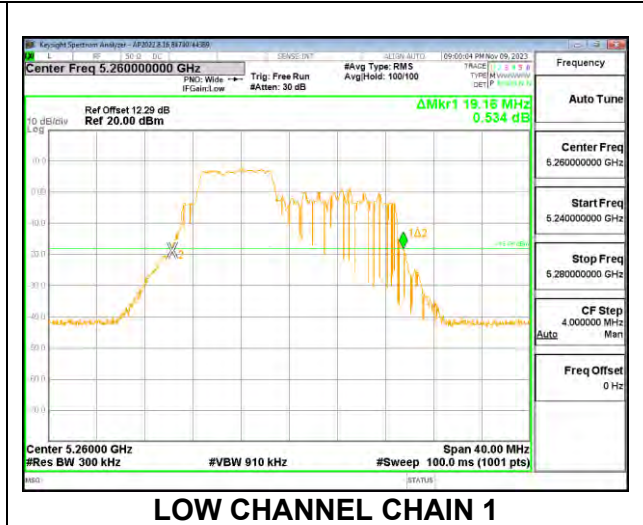
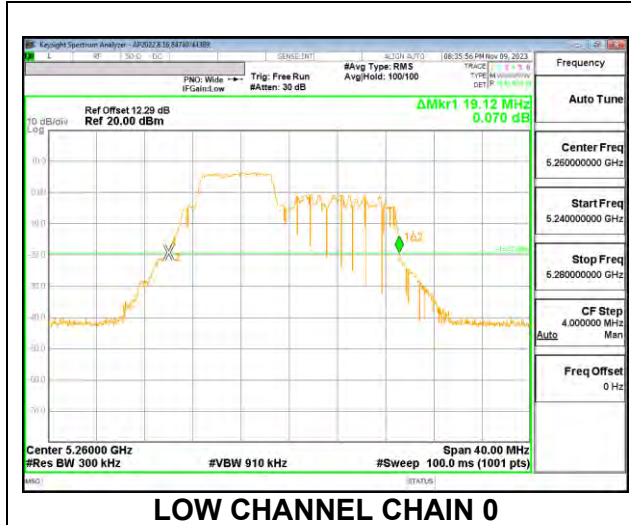
2TX CHAIN 0 + CHAIN 1 CDD OFDMA MODE: 52T

Channel	Frequency (MHz)	26 dB Bandwidth Chain 0 (MHz)	26 dB Bandwidth Chain 1 (MHz)
Low	5260	20.36	20.44
Mid	5300	20.48	20.60
High	5320	21.00	20.36



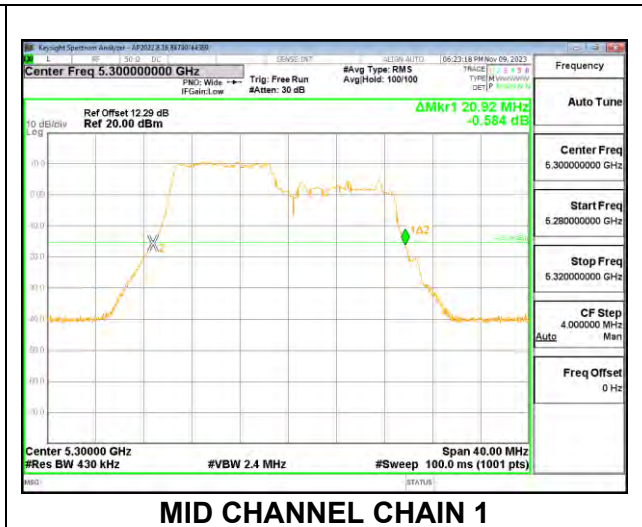
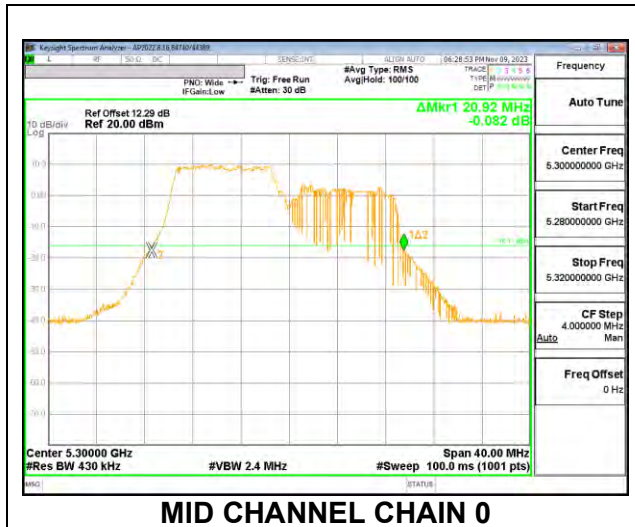
2TX CHAIN 0 + CHAIN 1 CDD OFDMA MODE: 52T+26T

Channel	Frequency (MHz)	26 dB Bandwidth Chain 0 (MHz)	26 dB Bandwidth Chain 1 (MHz)
Low	5260	19.12	19.16
Mid	5300	19.24	19.24
High	5320	20.04	19.36



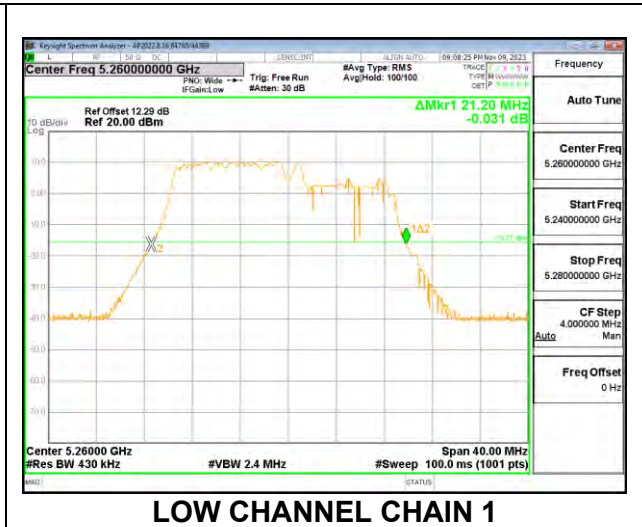
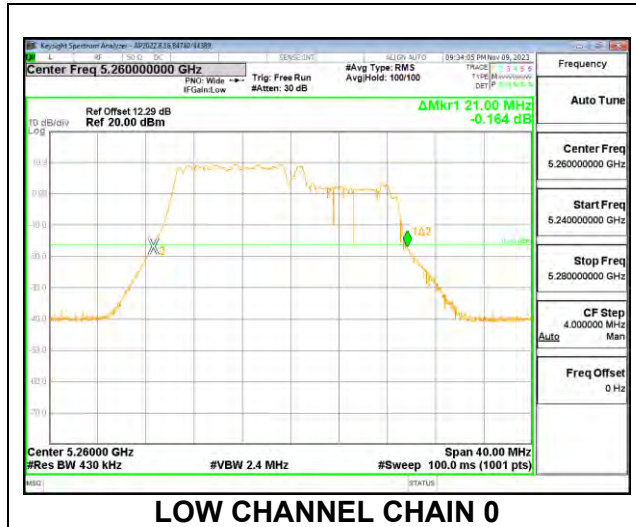
2TX CHAIN 0 + CHAIN 1 CDD OFDMA MODE: 106T

Channel	Frequency (MHz)	26 dB Bandwidth Chain 0 (MHz)	26 dB Bandwidth Chain 1 (MHz)
Low	5260	20.72	20.96
Mid	5300	20.92	20.92
High	5320	21.28	21.04



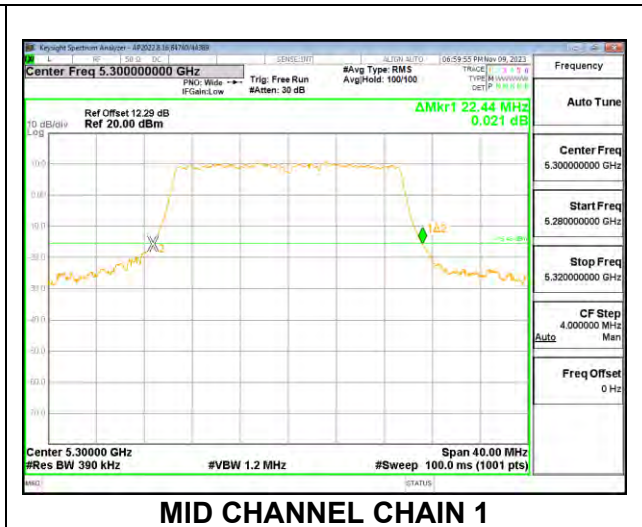
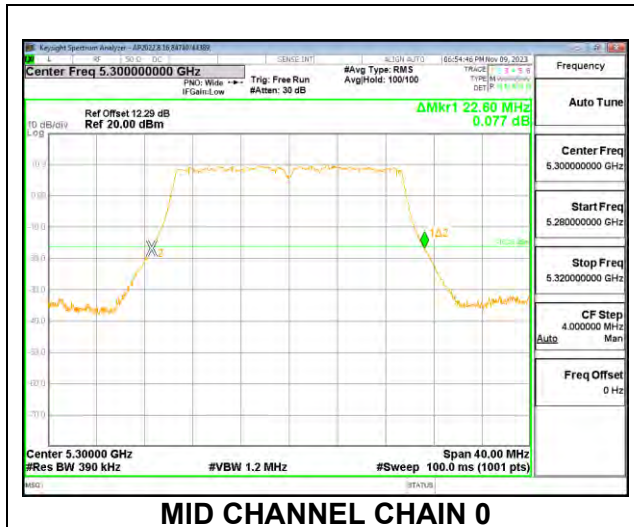
2TX CHAIN 0 + CHAIN 1 CDD OFDMA MODE: 106T+26T

Channel	Frequency (MHz)	26 dB Bandwidth Chain 0 (MHz)	26 dB Bandwidth Chain 1 (MHz)
Low	5260	21.00	21.20
Mid	5300	21.16	21.20
High	5320	21.48	21.28



2TX CHAIN 0 + CHAIN 1 CDD OFDMA MODE: 242T

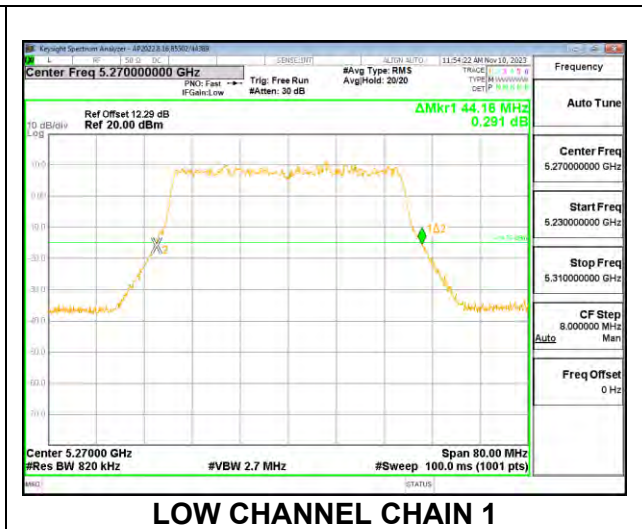
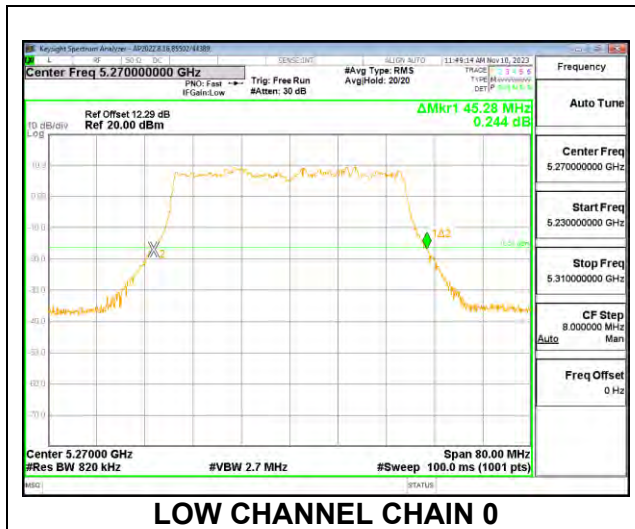
Channel	Frequency (MHz)	26 dB Bandwidth Chain 0 (MHz)	26 dB Bandwidth Chain 1 (MHz)
Low	5260	22.56	22.48
Mid	5300	22.60	22.44
High	5320	22.72	22.56



9.2.20. 802.11be EHT40 MODE 2TX IN THE 5.3GHz BAND

2TX CHAIN 0 + CHAIN 1 CDD OFDMA MODE: 484T

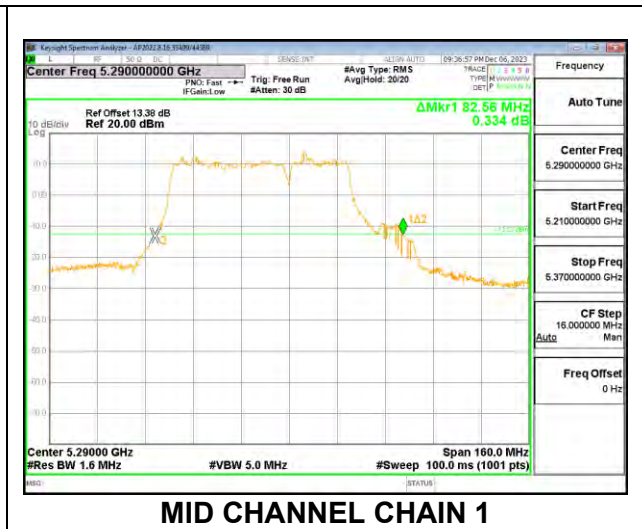
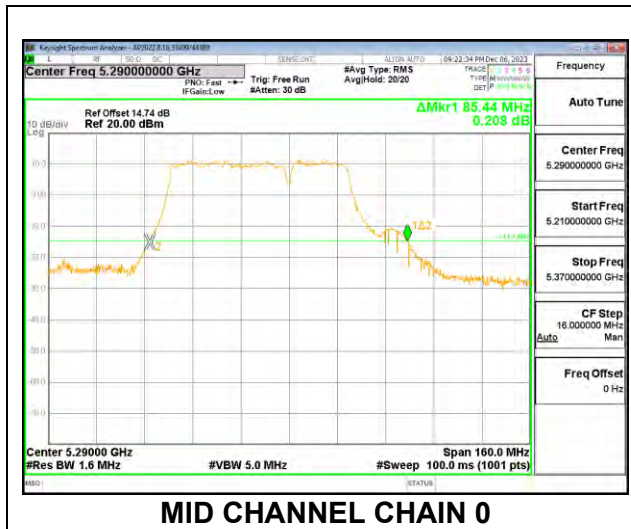
Channel	Frequency (MHz)	26 dB Bandwidth Chain 0 (MHz)	26 dB Bandwidth Chain 1 (MHz)
Low	5270	45.28	44.16
High	5310	44.64	44.48



9.2.21. 802.11be EHT80 MODE 2TX IN THE 5.3GHz BAND

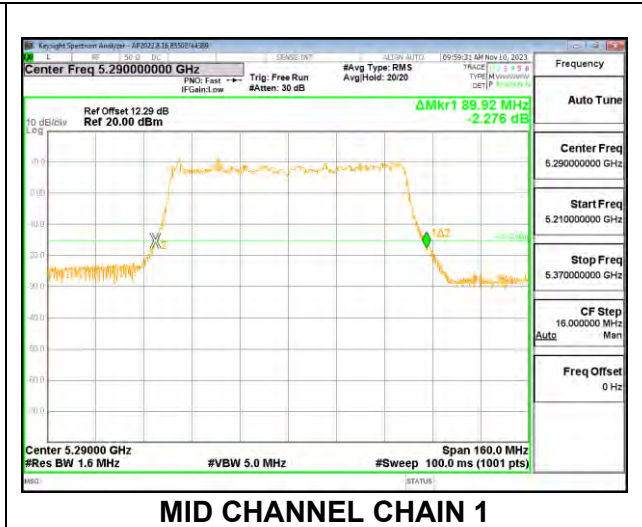
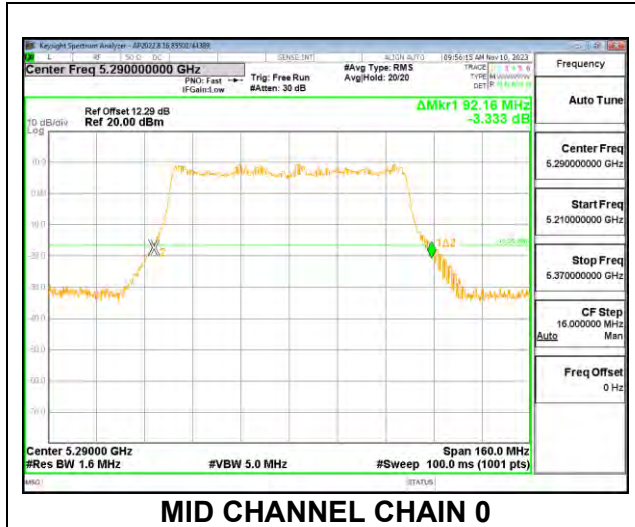
2TX CHAIN 0 + CHAIN 1 CDD OFDMA MODE: 484T+242T

	(MHz)	Chain 0 (MHz)	Chain 1 (MHz)
Mid	5290	85.44	82.56



2TX CHAIN 0 + CHAIN 1 CDD OFDMA MODE: 996T

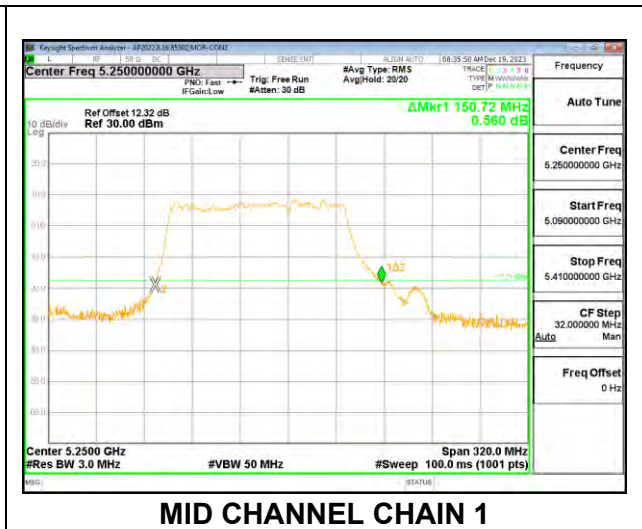
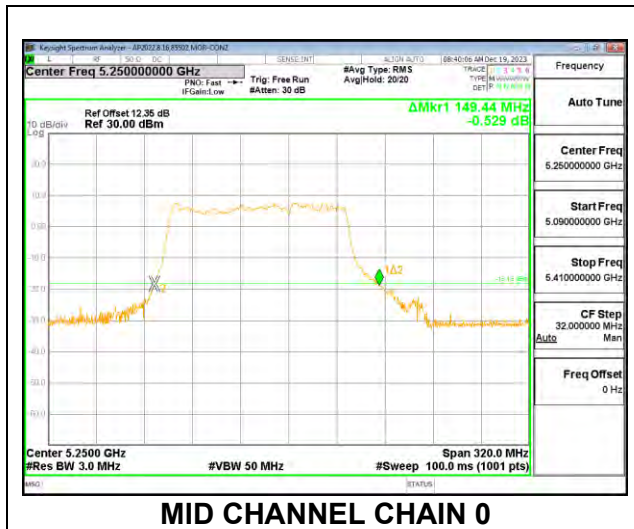
Channel	Frequency (MHz)	26 dB Bandwidth Chain 0 (MHz)	26 dB Bandwidth Chain 1 (MHz)
Mid	5290	92.16	89.92



9.2.22. 802.11be EHT160 MODE 2TX IN THE 5.2/5.3GHz BAND

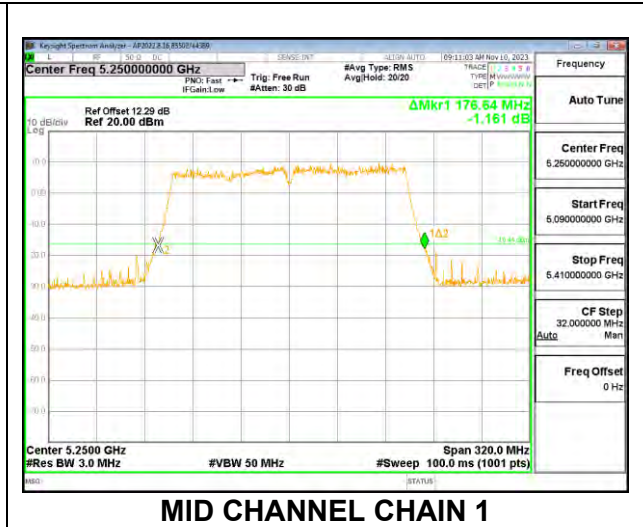
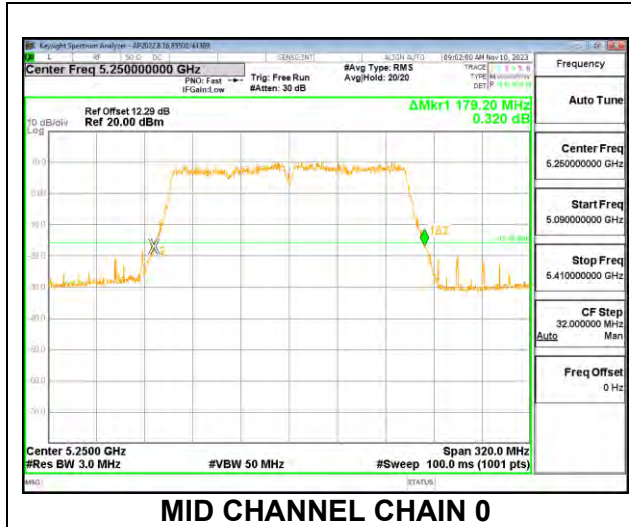
2TX CHAIN 0 + CHAIN 1 CDD OFDMA MODE: 996T+484T

Channel	Frequency (MHz)	26 dB Bandwidth Chain 0 (MHz)	26 dB Bandwidth Chain 1 (MHz)
Mid	5250	149.44	150.72



2TX CHAIN 0 + CHAIN 1 CDD OFDMA MODE: 2x996T

Channel	Frequency (MHz)	26 dB Bandwidth Chain 0 (MHz)	26 dB Bandwidth Chain 1 (MHz)
Mid	5250	179.20	176.64

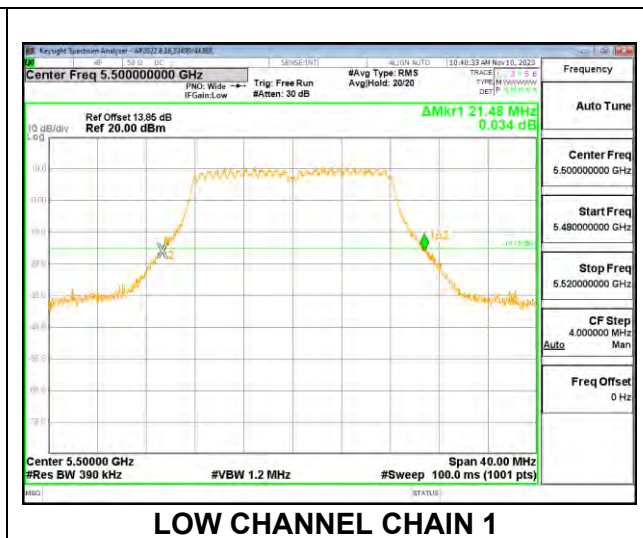
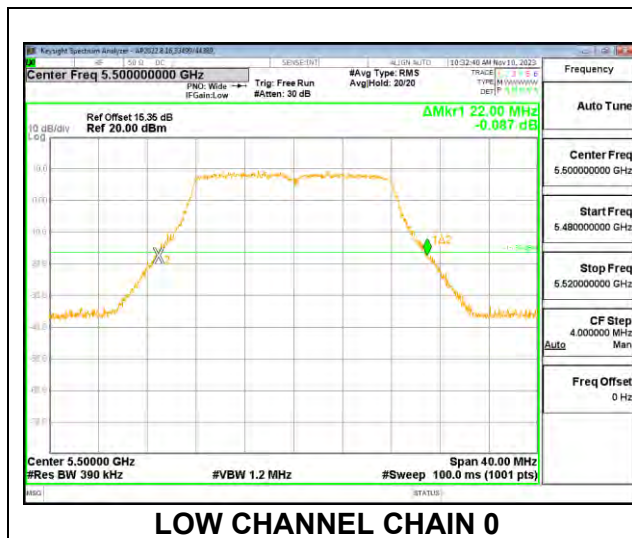


9.2.23. 802.11a MODE IN THE 5.6 GHz BAND

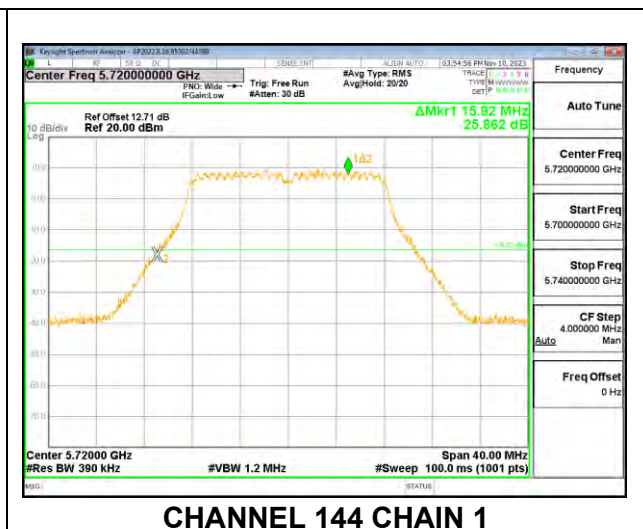
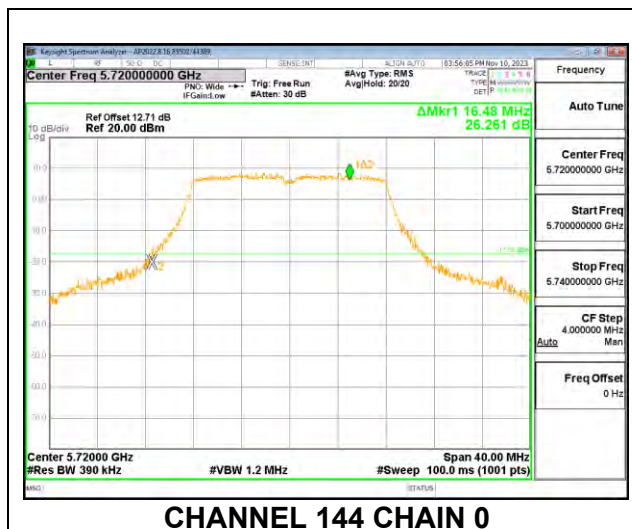
2TX CHAIN 0 + CHAIN 1 CDD MODE

Channel	Frequency (MHz)	26 dB Bandwidth CHAIN 0 (MHz)	26 dB Bandwidth CHAIN 1 (MHz)
Low	5500	22.00	21.48
Mid	5580	22.28	21.72
High	5700	22.28	21.68
144	5720	16.48	15.92

LOW CHANNEL



CHANNEL 144

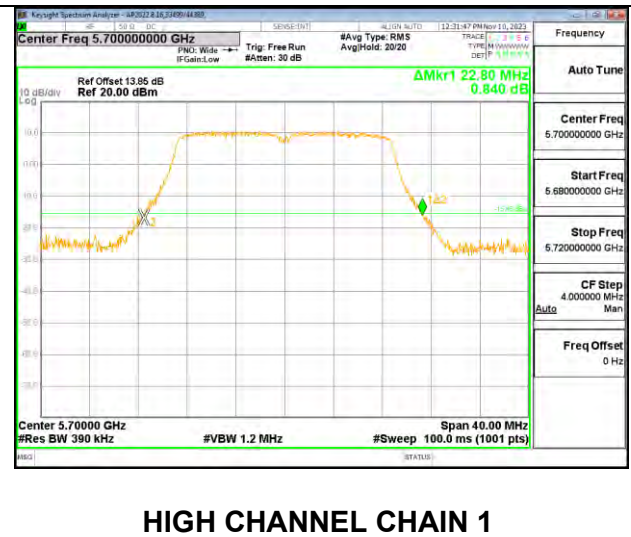
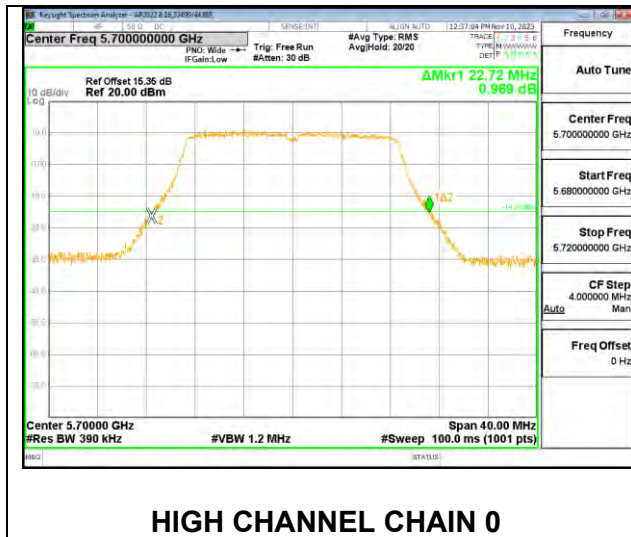


9.2.24. 802.11n HT20 MODE IN THE 5.6 GHz BAND

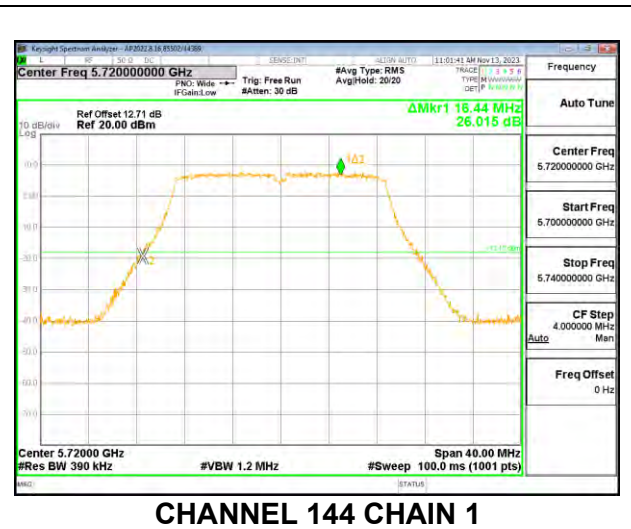
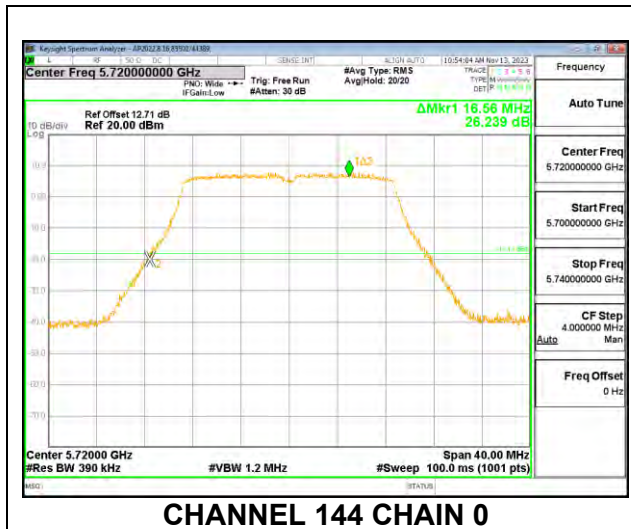
2TX CHAIN 0 + CHAIN 1 CDD MODE

Channel	Frequency (MHz)	26 dB Bandwidth	
		CHAIN 0 (MHz)	CHAIN 1 (MHz)
Low	5500	23.12	22.88
Mid	5580	22.92	23.24
High	5700	22.72	22.80
144	5720	16.56	16.44

HIGH CHANNEL



CHANNEL 144

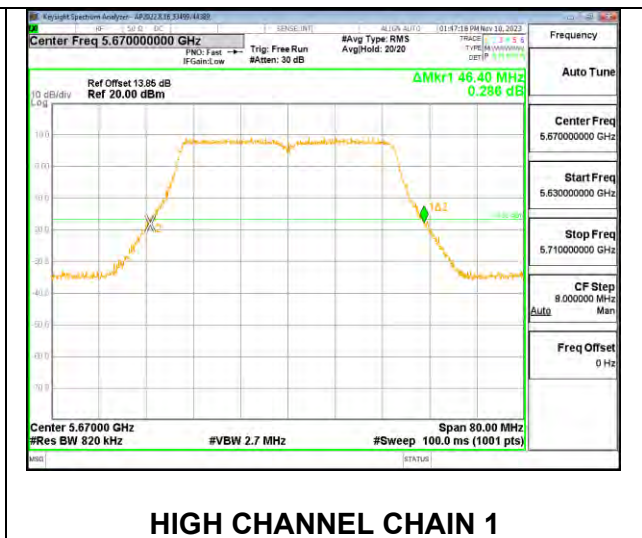
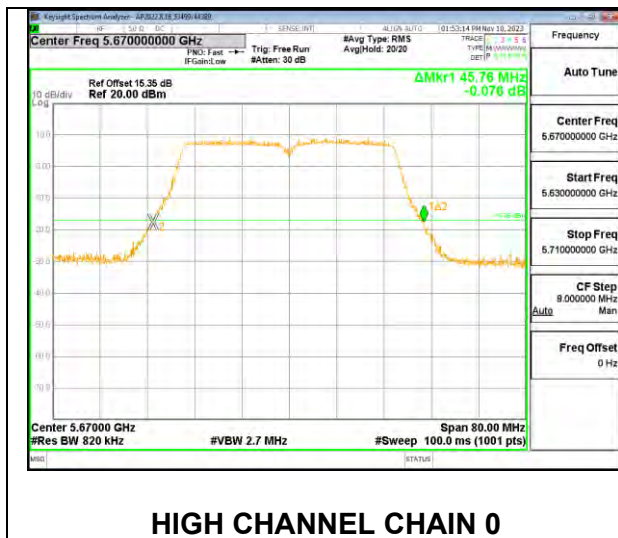


9.2.25. 802.11n HT40 MODE IN THE 5.6 GHz BAND

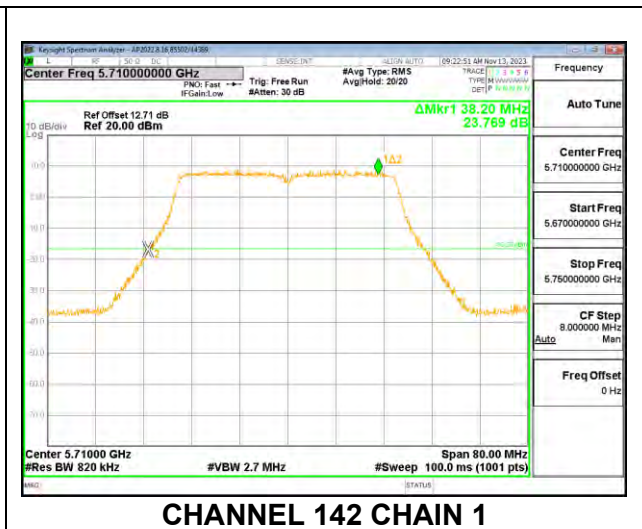
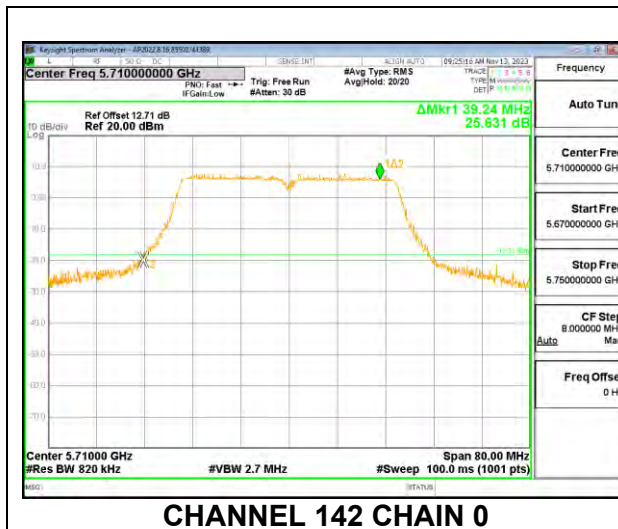
2TX CHAIN 0 + CHAIN 1 CDD MODE

Channel	Frequency (MHz)	26 dB Bandwidth CHAIN 0 (MHz)	26 dB Bandwidth CHAIN 1 (MHz)
Low	5510	47.12	46.08
Mid	5550	46.72	45.92
High	5670	45.76	46.40
142	5710	39.24	38.20

HIGH CHANNEL



CHANNEL 142

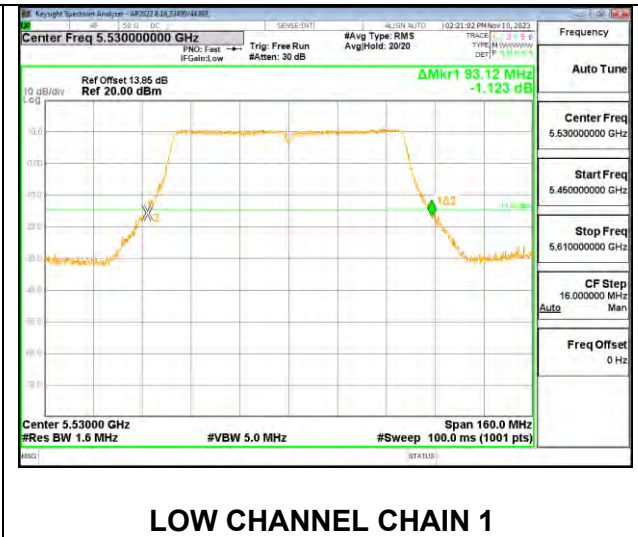
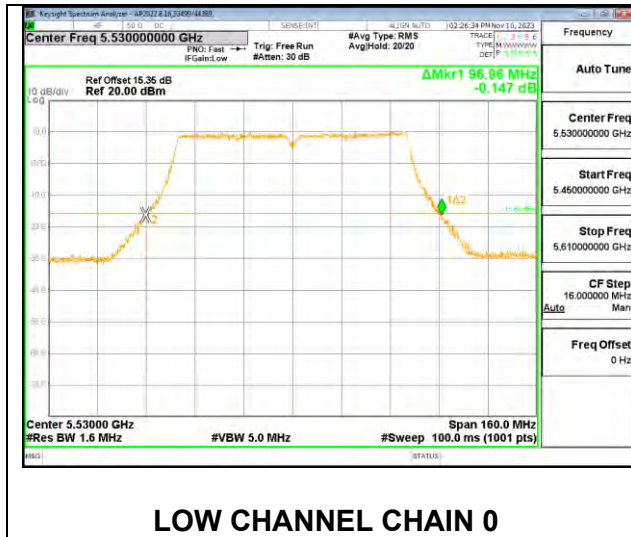


9.2.26. 802.11ac VHT80 MODE IN THE 5.6 GHz BAND

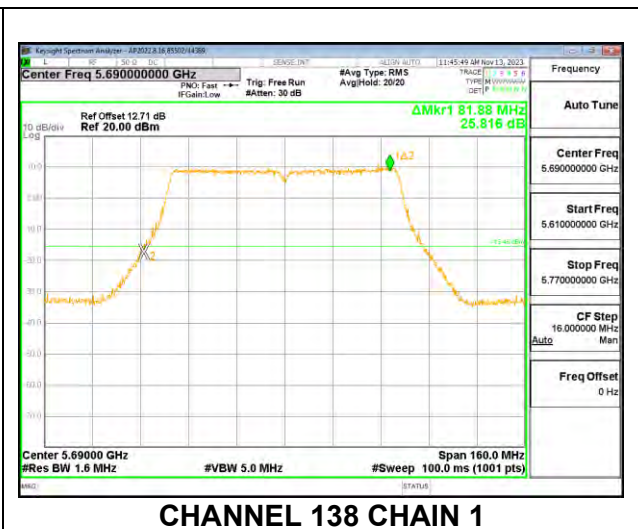
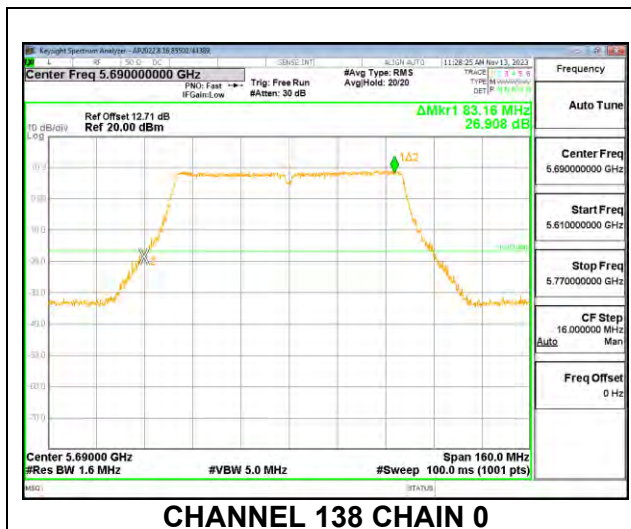
2TX CHAIN 0 + CHAIN 1 CDD MODE

Channel	Frequency (MHz)	26 dB Bandwidth	
		CHAIN 0 (MHz)	CHAIN 1 (MHz)
Low	5530	96.96	93.12
High	5610	94.88	93.76
138	5690	83.16	81.88

LOW CHANNEL



CHANNEL 138

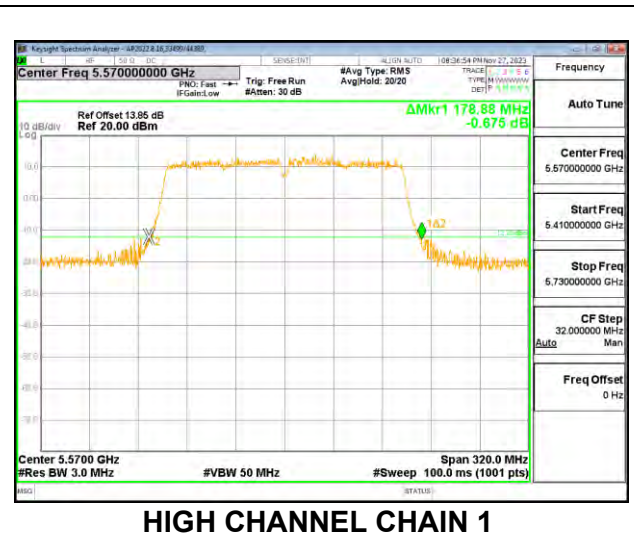
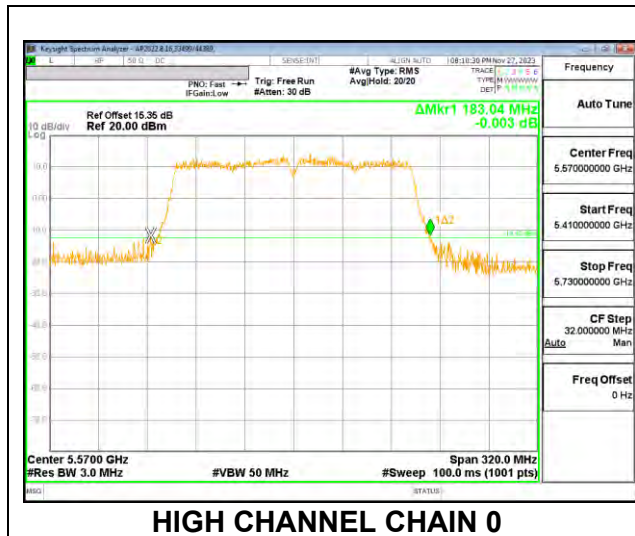


9.2.27. 802.11ac VHT160 MODE IN THE 5.6 GHz BAND

2TX CHAIN 0 + CHAIN 1 CDD MODE

Channel	Frequency (MHz)	26 dB Bandwidth CHAIN 0 (MHz)	26 dB Bandwidth CHAIN 1 (MHz)
Mid	5570	183.04	178.88

MID CHANNEL

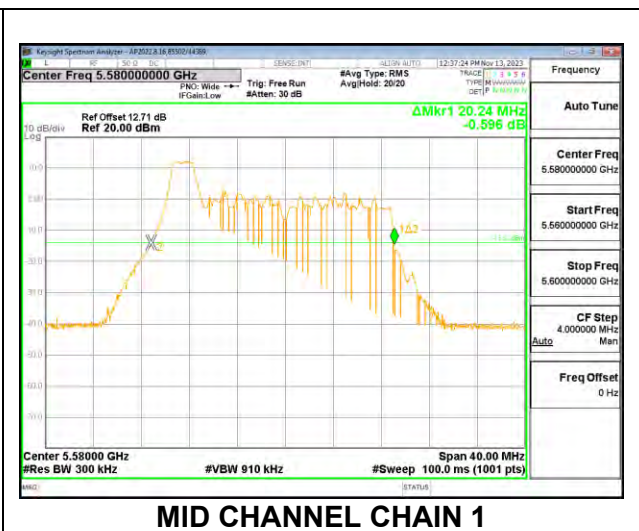
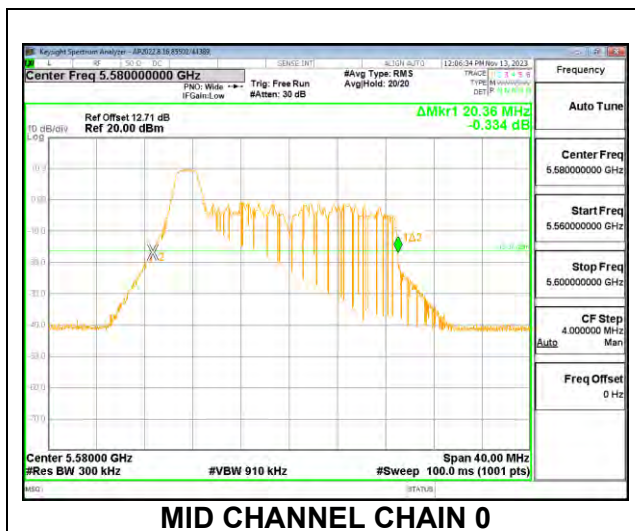


9.2.28. 802.11be EHT20 MODE IN THE 5.6 GHz BAND

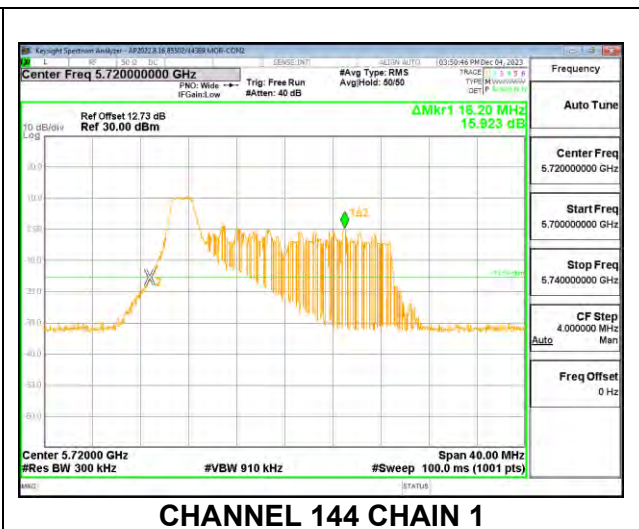
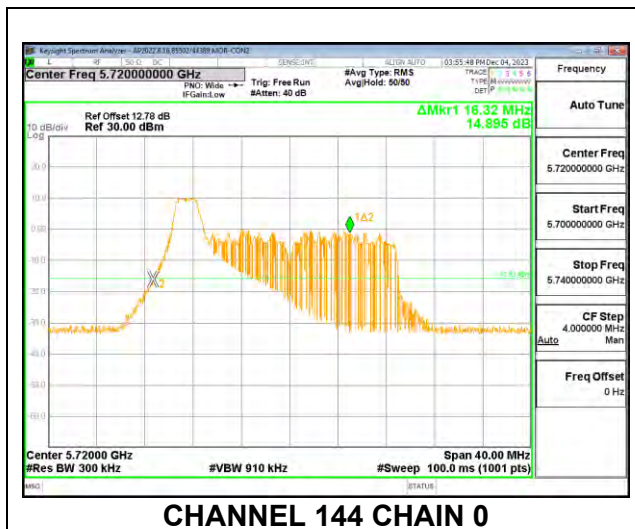
2TX CHAIN 0 + CHAIN 1 CDD MODE – 26T

Channel	Frequency (MHz)	26 dB Bandwidth CHAIN 0 (MHz)	26 dB Bandwidth CHAIN 1 (MHz)
Low	5500	20.36	20.24
Mid	5580	20.36	20.24
High	5700	20.64	20.40
144	5720	16.32	16.20

MID CHANNEL



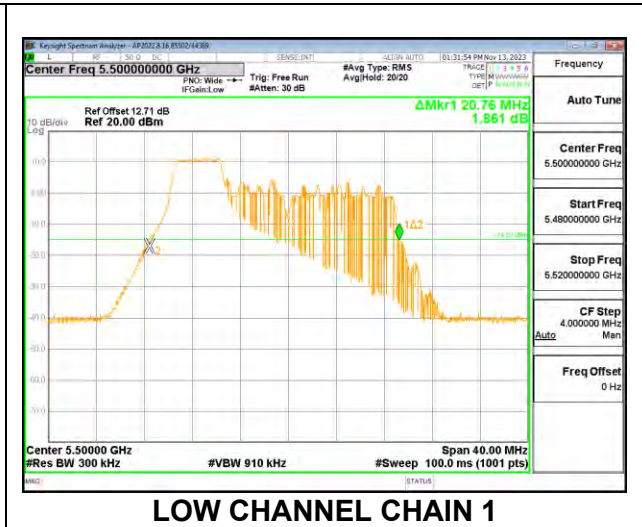
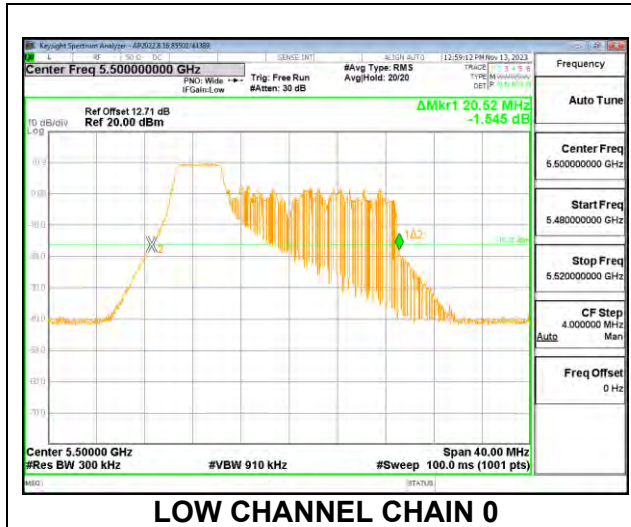
CHANNEL 144



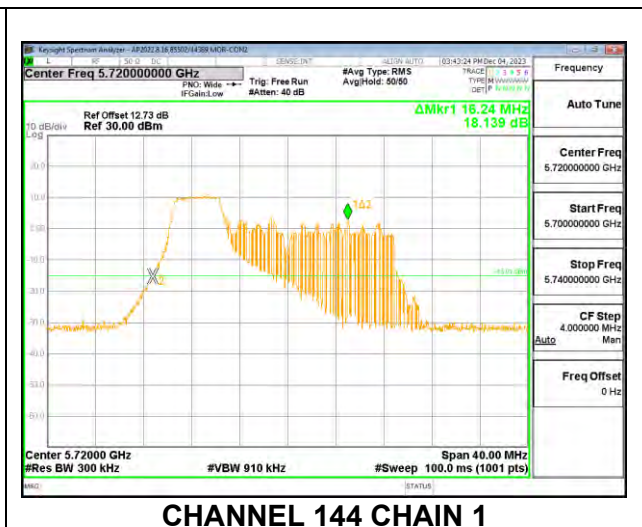
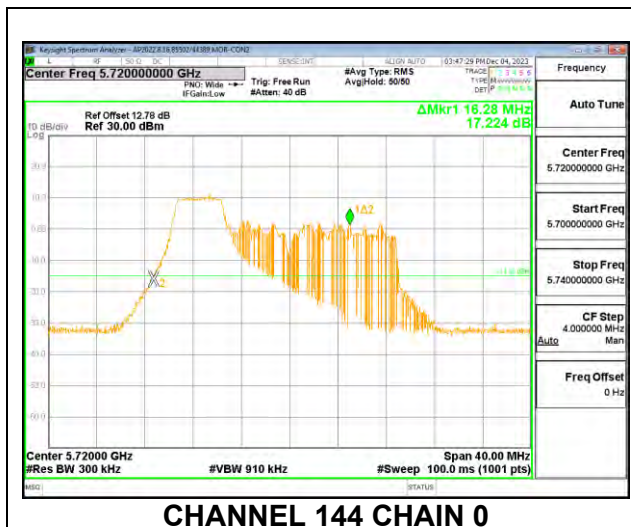
2TX CHAIN 0 + CHAIN 1 CDD MODE – 52T

Channel	Frequency (MHz)	26 dB Bandwidth CHAIN 0 (MHz)	26 dB Bandwidth CHAIN 1 (MHz)
Low	5500	20.52	20.76
Mid	5580	20.60	20.56
High	5700	21.04	20.48
144	5720	16.28	16.24

LOW CHANNEL



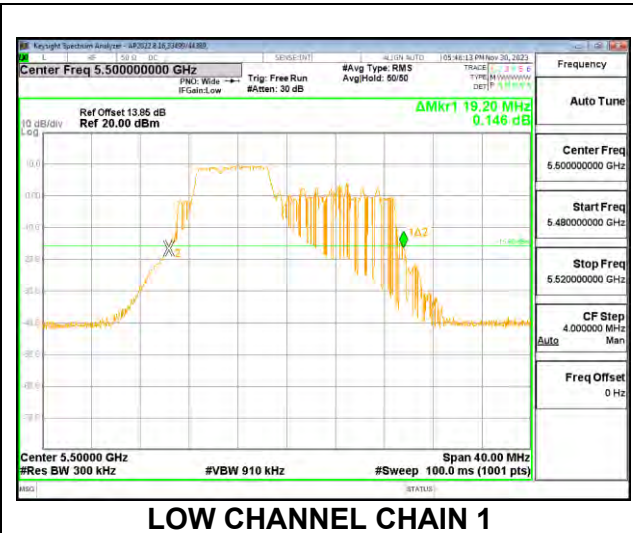
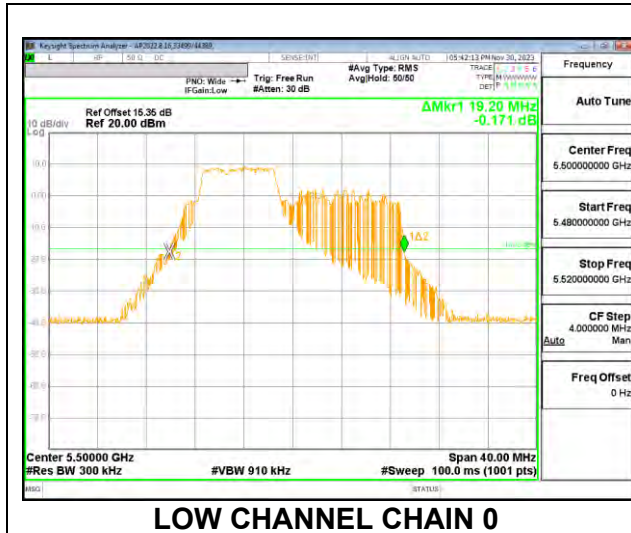
CHANNEL 144



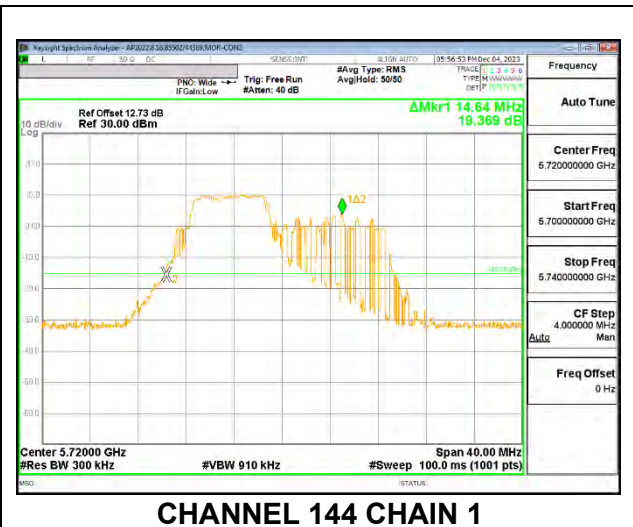
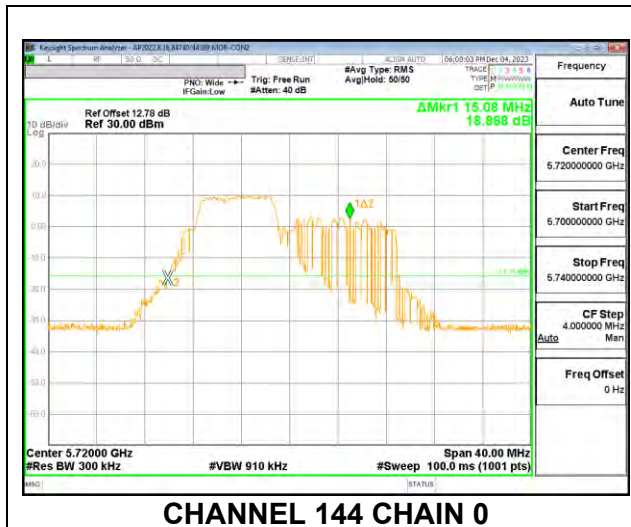
2TX CHAIN 0 + CHAIN 1 CDD MODE – 52T+26T

Channel	Frequency (MHz)	26 dB Bandwidth CHAIN 0 (MHz)	26 dB Bandwidth CHAIN 1 (MHz)
Low	5500	19.20	19.20
Mid	5580	19.20	19.32
High	5700	19.80	19.44
144	5720	15.08	14.64

LOW CHANNEL



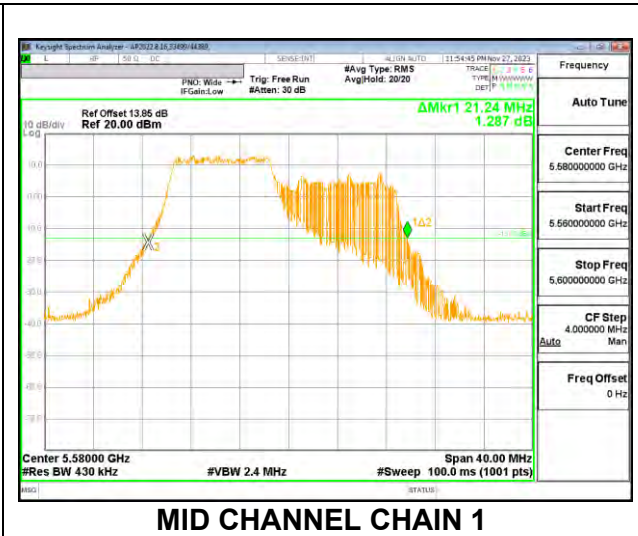
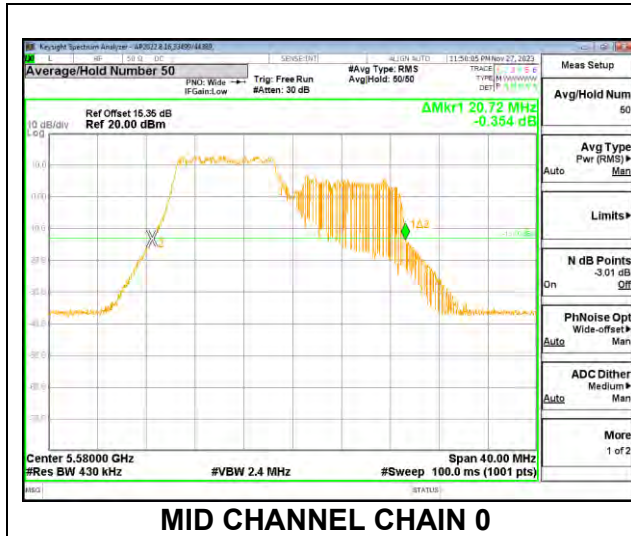
CHANNEL 144



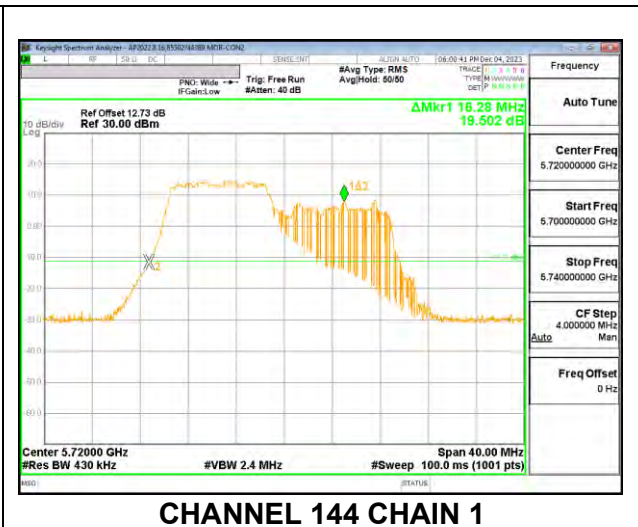
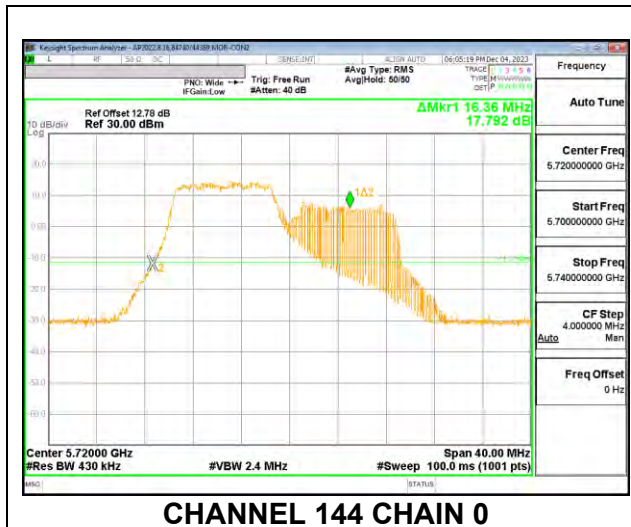
2TX CHAIN 0 + CHAIN 1 CDD MODE – 106T

Channel	Frequency (MHz)	26 dB Bandwidth CHAIN 0 (MHz)	26 dB Bandwidth CHAIN 1 (MHz)
Low	5500	20.80	20.96
Mid	5580	20.72	21.24
High	5700	21.24	21.00
144	5720	16.36	16.28

MID CHANNEL



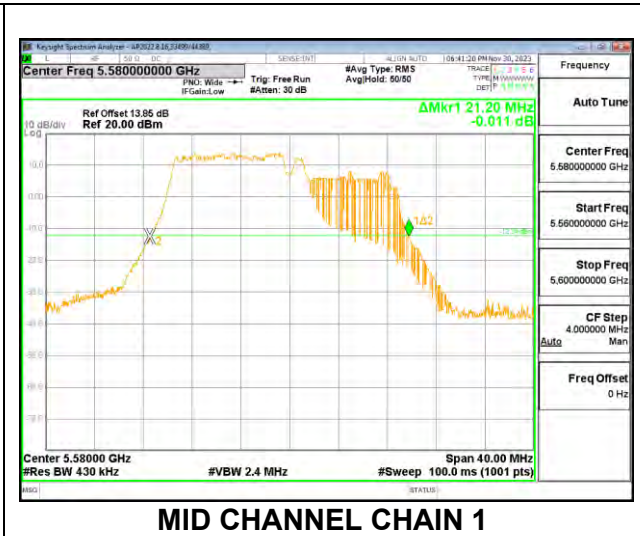
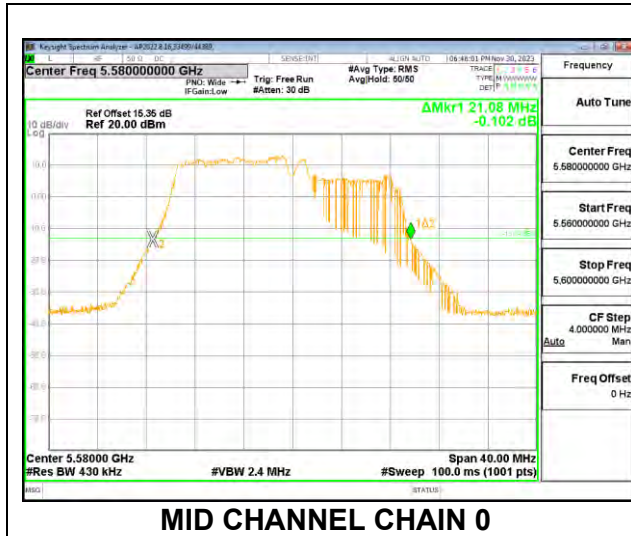
CHANNEL 144



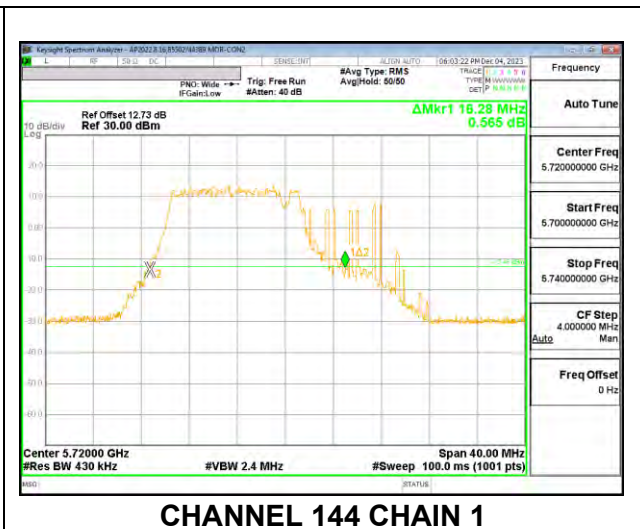
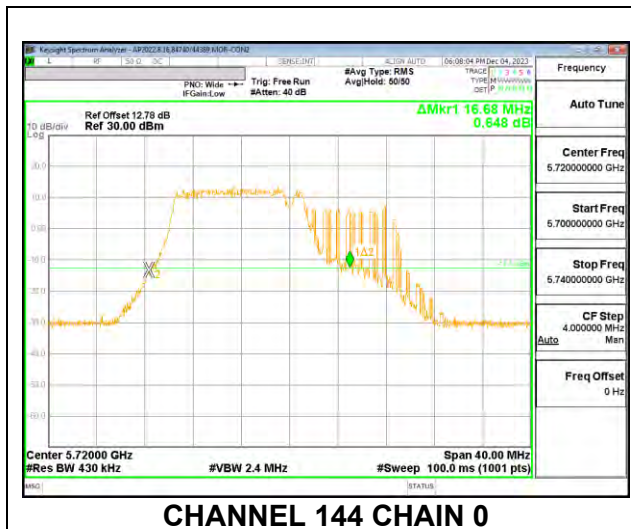
2TX CHAIN 0 + CHAIN 1 CDD MODE – 106T+26T

Channel	Frequency (MHz)	26 dB Bandwidth CHAIN 0 (MHz)	26 dB Bandwidth CHAIN 1 (MHz)
Low	5500	21.16	21.28
Mid	5580	21.08	21.20
High	5700	21.48	21.40
144	5720	16.68	16.28

MID CHANNEL



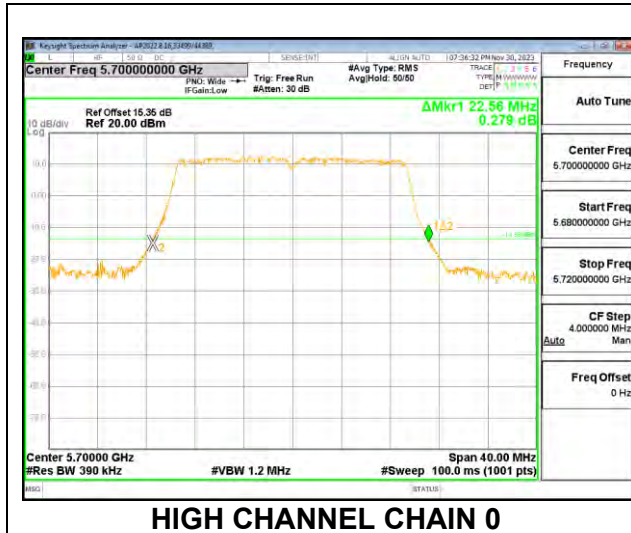
CHANNEL 144



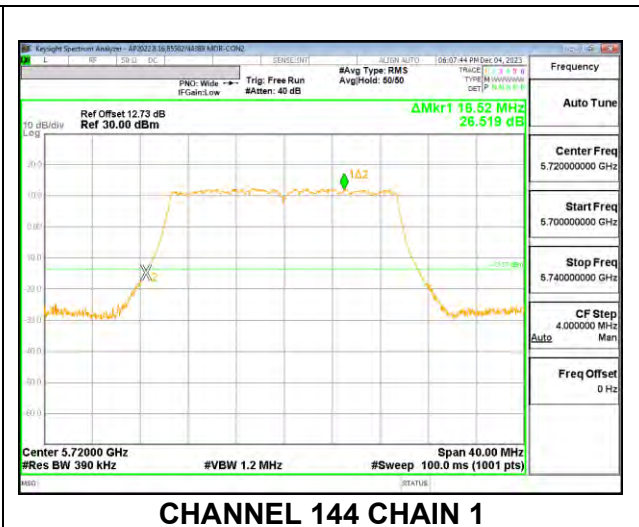
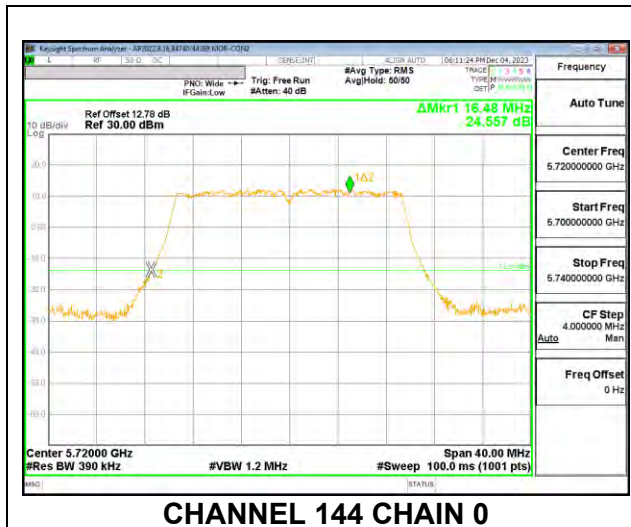
2TX CHAIN 0 + CHAIN 1 CDD MODE – 242T

Channel	Frequency (MHz)	26 dB Bandwidth CHAIN 0 (MHz)	26 dB Bandwidth CHAIN 1 (MHz)
Low	5500	23.00	22.64
Mid	5580	22.64	22.96
High	5700	22.56	22.64
144	5720	16.48	16.52

HIGH CHANNEL



CHANNEL 144

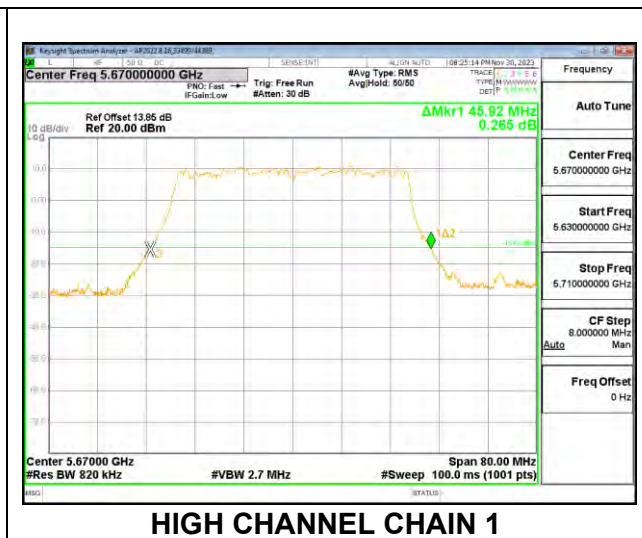
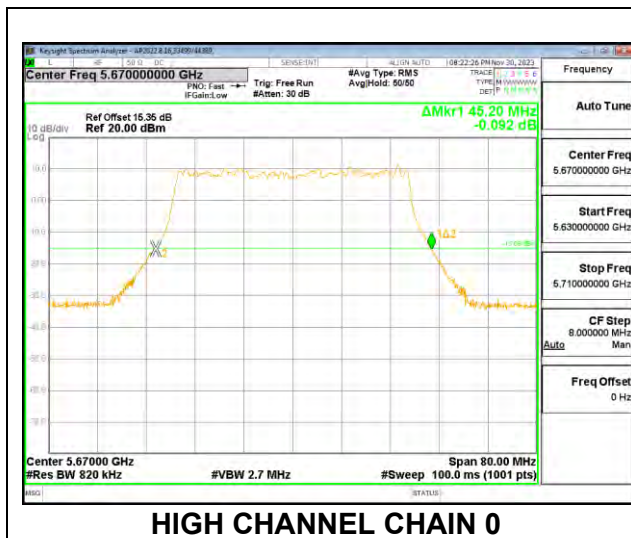


9.2.29. 802.11be EHT40 MODE IN THE 5.6 GHz BAND

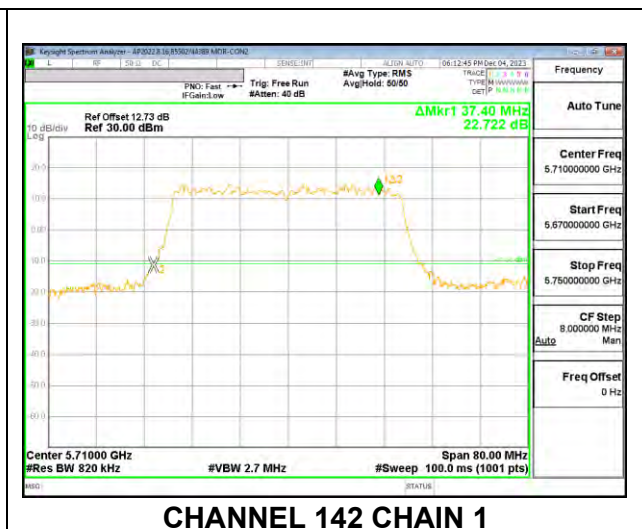
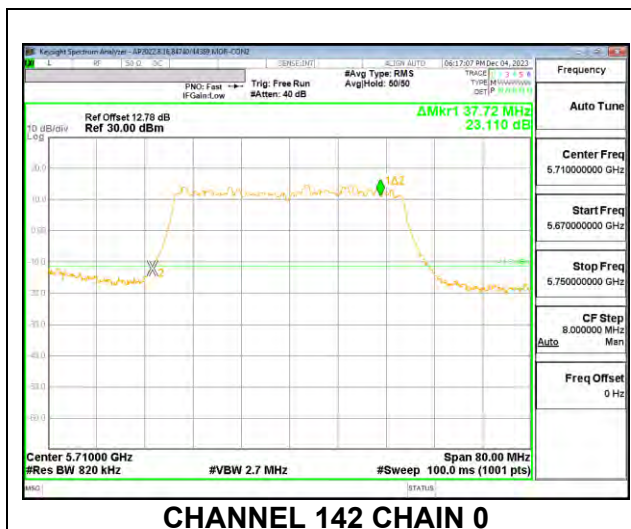
2TX CHAIN 0 + CHAIN 1 CDD MODE – 484T

Channel	Frequency (MHz)	26 dB Bandwidth CHAIN 0 (MHz)	26 dB Bandwidth CHAIN 1 (MHz)
Low	5510	45.36	45.36
Mid	5550	46.08	46.08
High	5670	45.20	45.92
142	5710	37.72	37.40

HIGH CHANNEL



CHANNEL 142

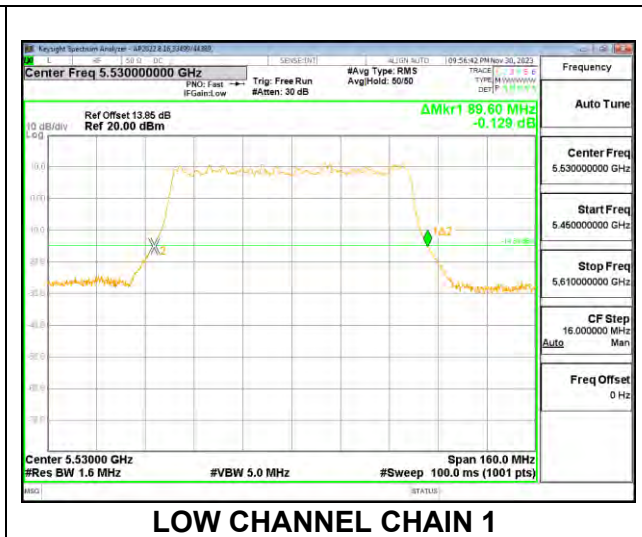
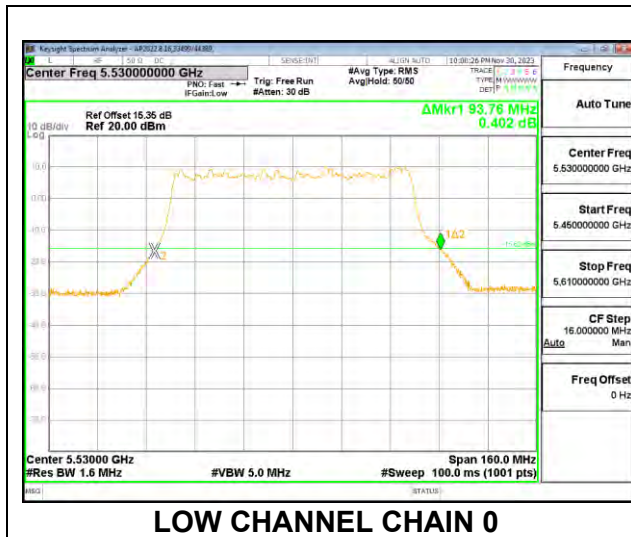


9.2.30. 802.11be EHT80 MODE IN THE 5.6 GHz BAND

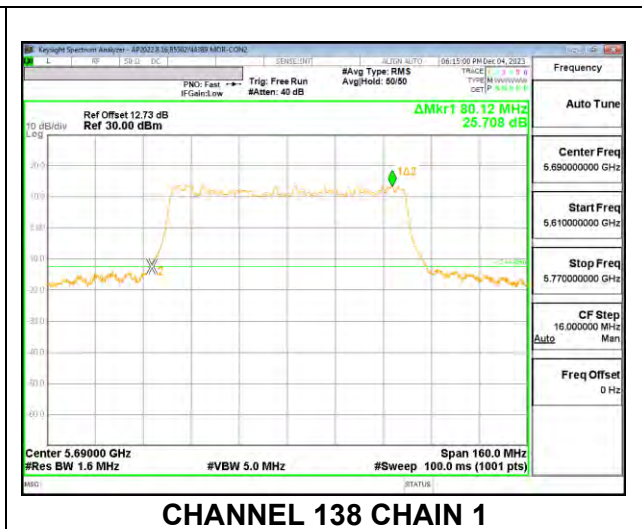
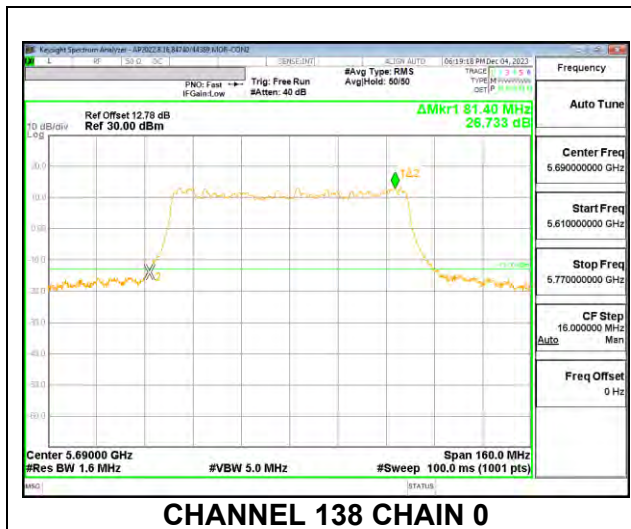
2TX CHAIN 0 + CHAIN 1 CDD MODE – 996T

Channel	Frequency (MHz)	26 dB Bandwidth CHAIN 0 (MHz)	26 dB Bandwidth CHAIN 1 (MHz)
Low	5530	93.76	89.60
High	5610	93.44	89.92
138	5690	81.40	80.12

LOW CHANNEL



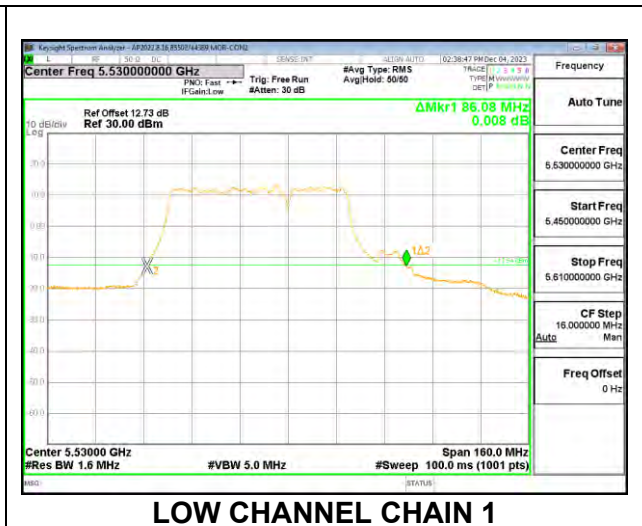
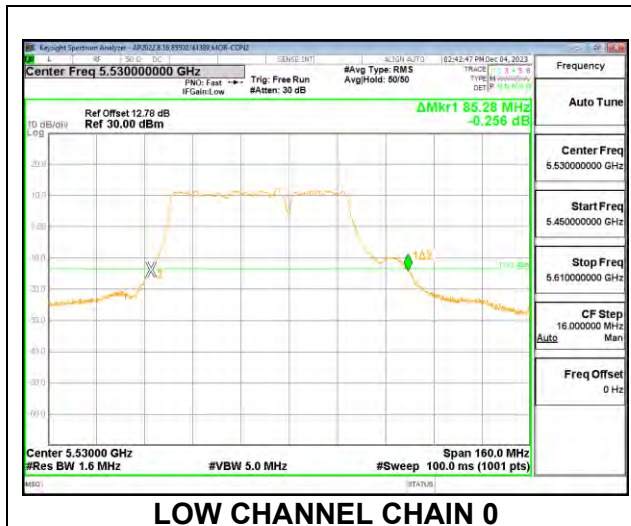
CHANNEL 138



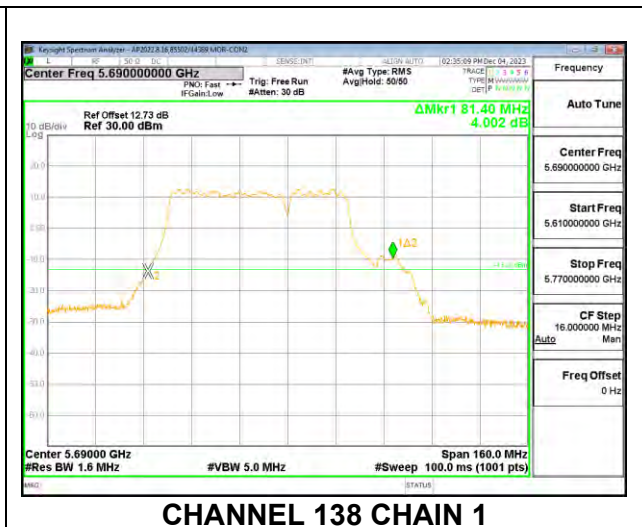
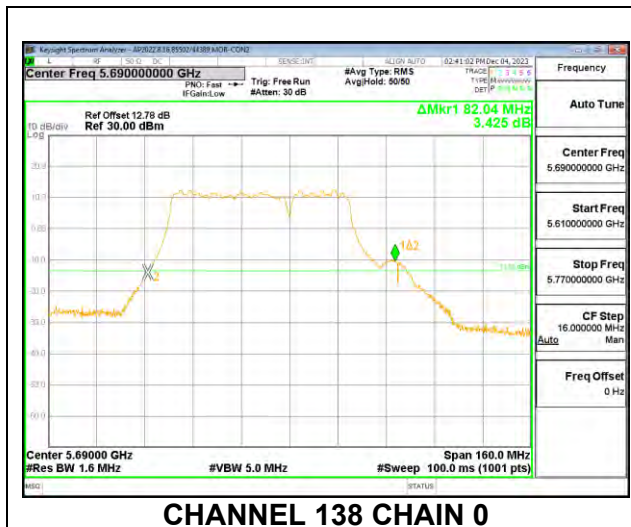
2TX CHAIN 0 + CHAIN 1 CDD MODE – 484T+242T

Channel	Frequency (MHz)	26 dB Bandwidth CHAIN 0 (MHz)	26 dB Bandwidth CHAIN 1 (MHz)
Low	5530	85.28	86.08
High	5610	84.96	85.76
138	5690	82.04	81.40

LOW CHANNEL



CHANNEL 138

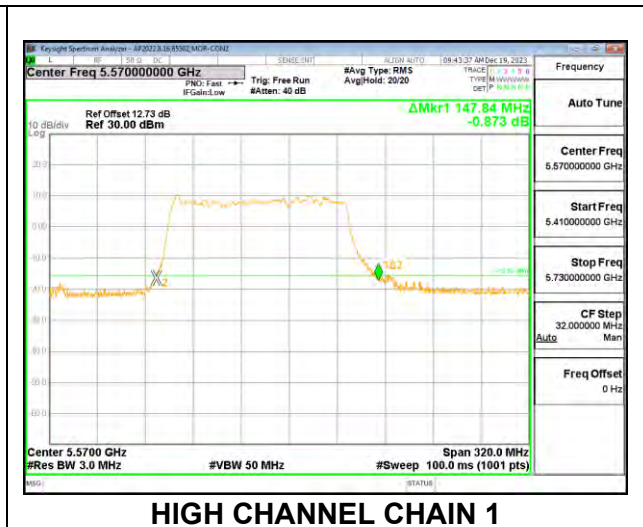
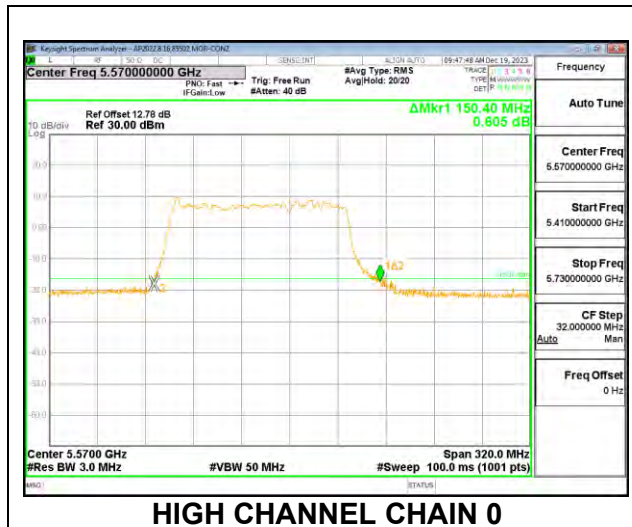


9.2.31. 802.11be EHT160 MODE IN THE 5.6 GHz BAND

2TX CHAIN 0 + CHAIN 1 CDD MODE – 996T+484T

	(MHz)	CHAIN 0 (MHz)	CHAIN 1 (MHz)
Mid	5570	150.40	147.84

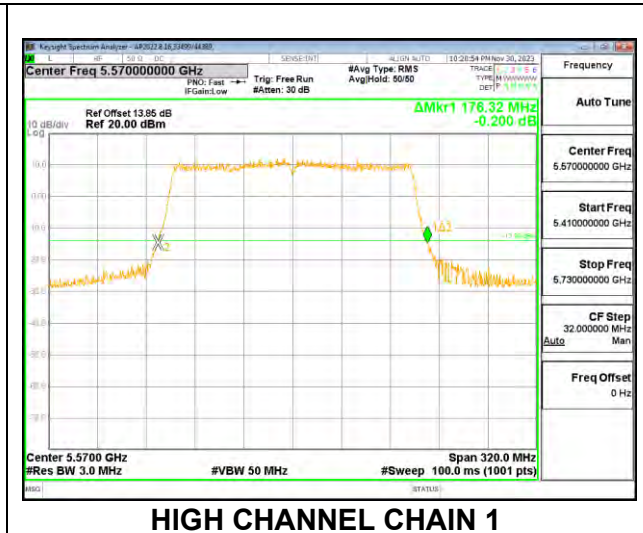
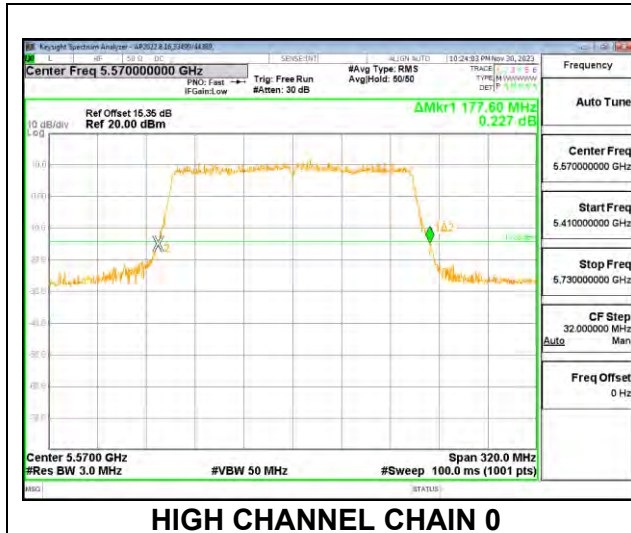
MID CHANNEL



2TX CHAIN 0 + CHAIN 1 CDD MODE – 2*996T

	(MHz)	CHAIN 0 (MHz)	CHAIN 1 (MHz)
Mid	5570	177.60	176.32

MID CHANNEL



9.3. 6 dB BANDWIDTH LIMITS

FCC §15.407 (e)
 The minimum 6 dB bandwidth shall be at least 500 kHz.

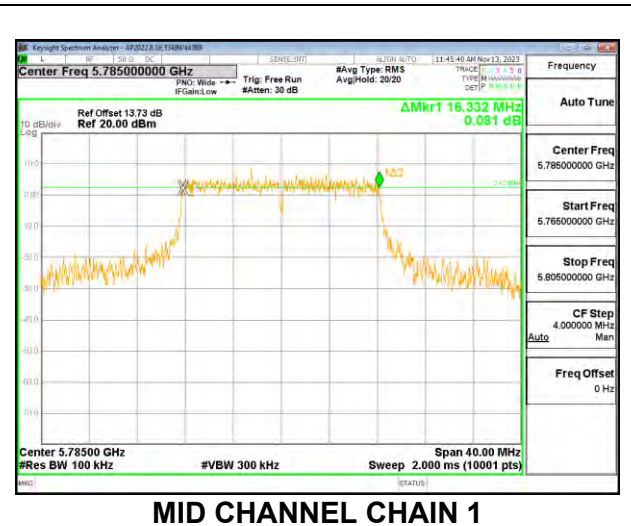
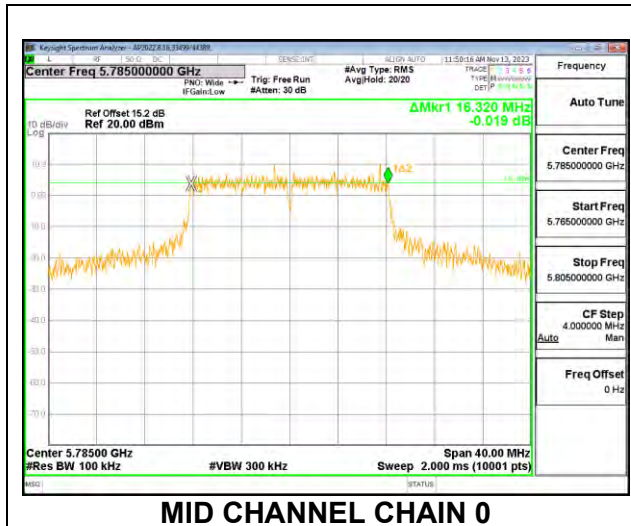
RESULTS

9.3.1. 802.11a MODE IN THE 5.8 GHz BAND

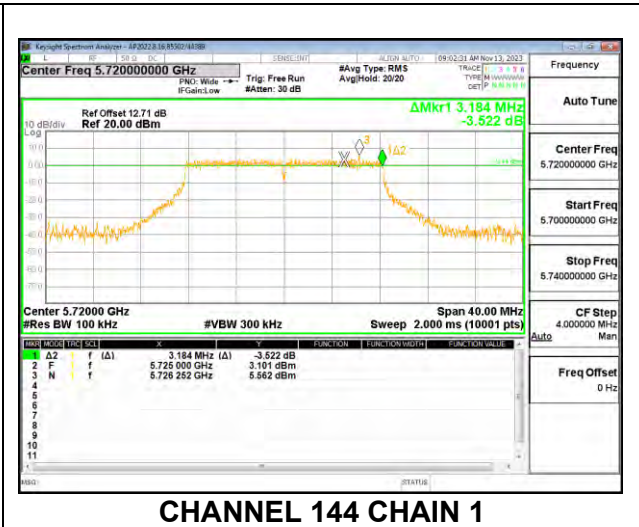
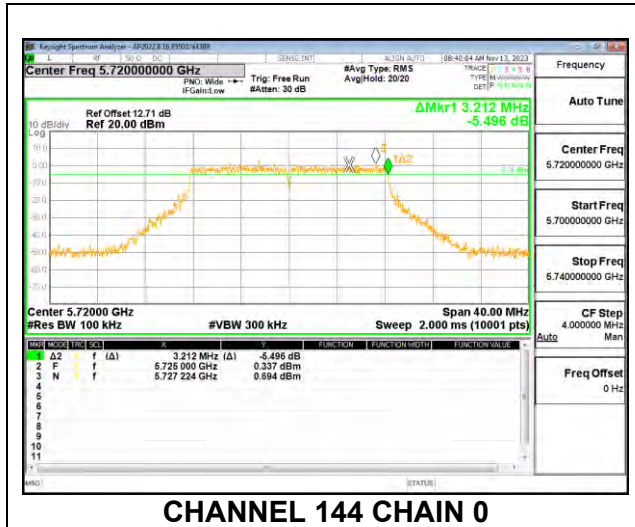
2TX CHAIN 0 + CHAIN 1 CDD MODE

Channel	Frequency (MHz)	6 dB BW CHAIN 0 (MHz)	6 dB BW CHAIN 1 (MHz)	Minimum Limit (MHz)
Low	5745	16.3360	16.4840	0.5
Mid	5785	16.3200	16.3320	0.5
High	5825	16.5200	16.3640	0.5
144	5720	3.2120	3.1840	0.5

MID CHANNEL



CHANNEL 144

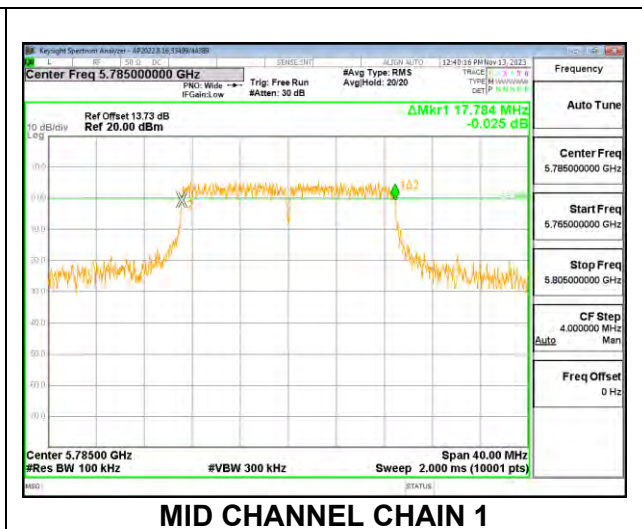
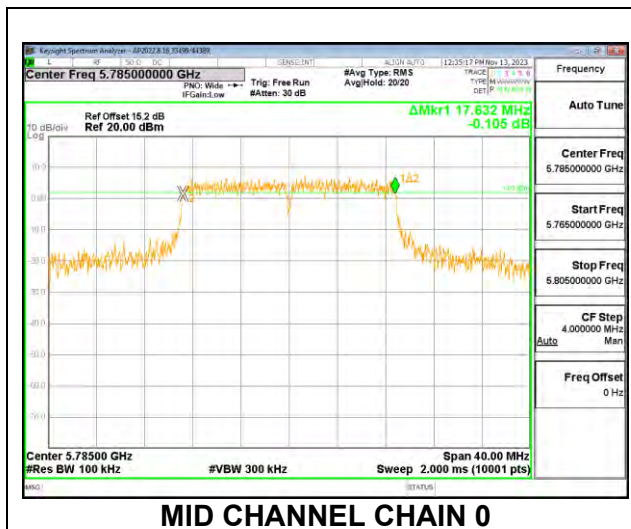


9.3.2. 802.11n HT20 MODE IN THE 5.8 GHz BAND

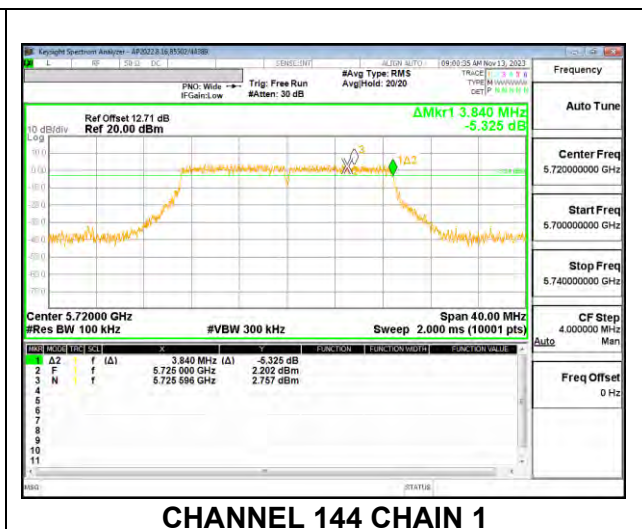
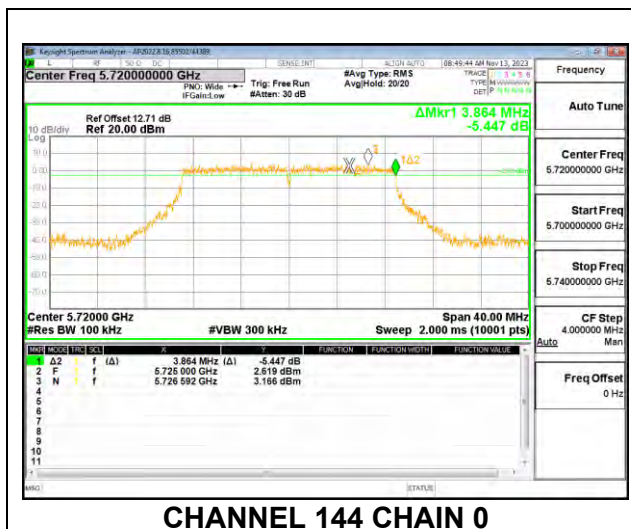
2TX CHAIN 0 + CHAIN 1 CDD MODE

Channel	Frequency (MHz)	6 dB BW CHAIN 0 (MHz)	6 dB BW CHAIN 1 (MHz)	Minimum Limit (MHz)
Low	5745	17.6360	17.7800	0.5
Mid	5785	17.6320	17.7840	0.5
High	5825	17.6480	17.8040	0.5
144	5720	3.8640	3.8400	0.5

MID CHANNEL



CHANNEL 144

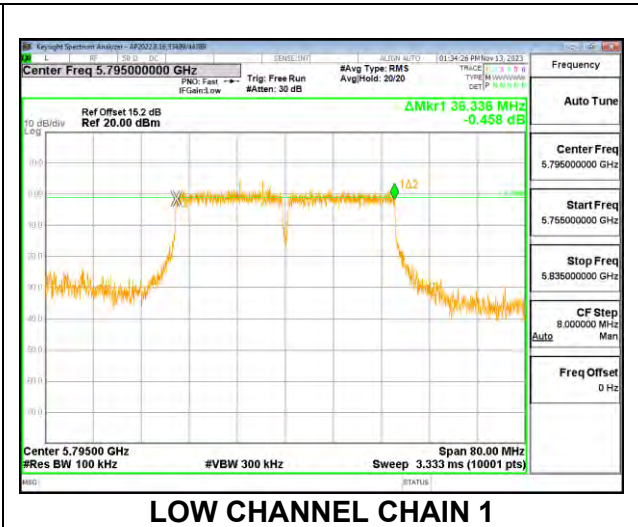
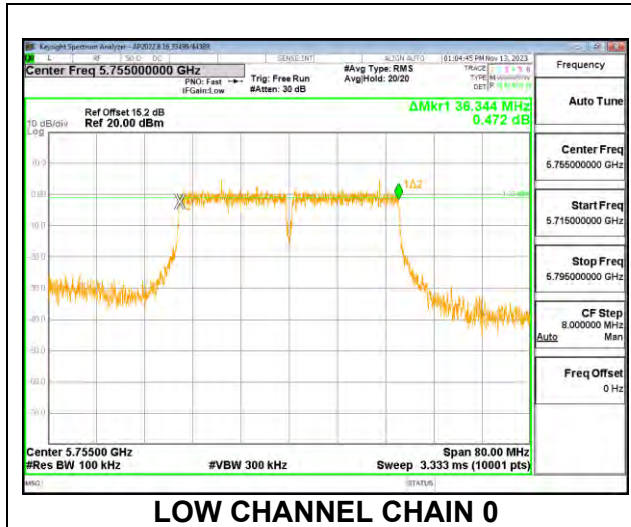


9.3.3. 802.11n HT40 MODE IN THE 5.8 GHz BAND

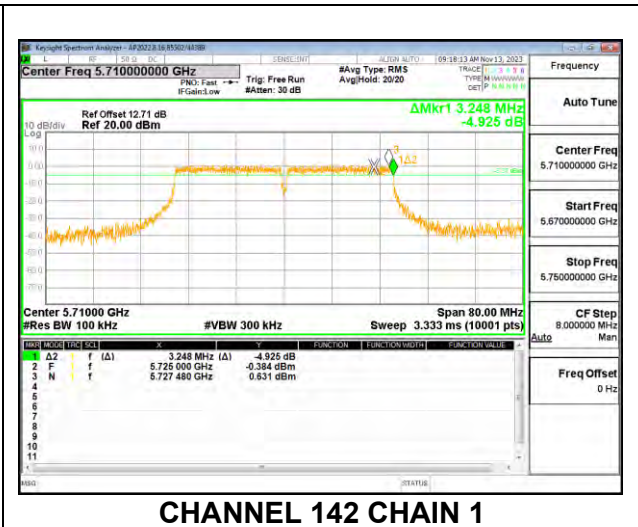
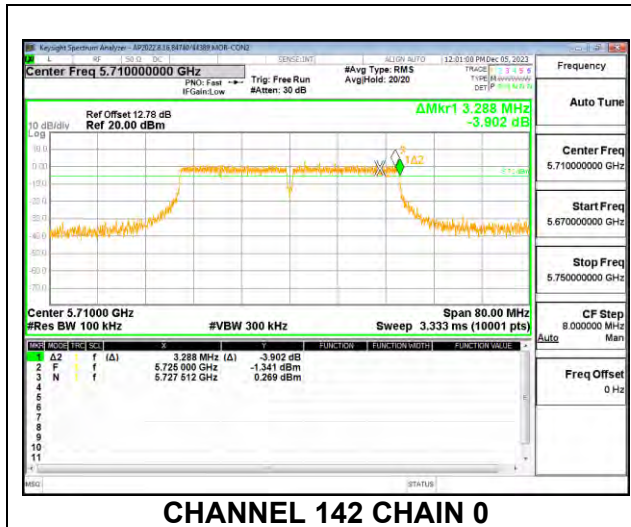
2TX CHAIN 0 + CHAIN 1 CDD MODE

Channel	Frequency (MHz)	6 dB BW CHAIN 0 (MHz)	6 dB BW CHAIN 1 (MHz)	Minimum Limit (MHz)
Low	5755	36.3440	36.3360	0.5
High	5795	36.5520	36.5520	0.5
142	5710	3.2880	3.2480	0.5

LOW CHANNEL



CHANNEL 142

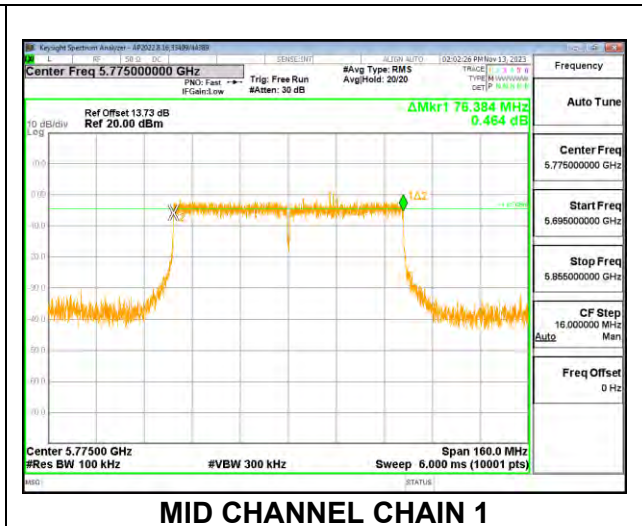
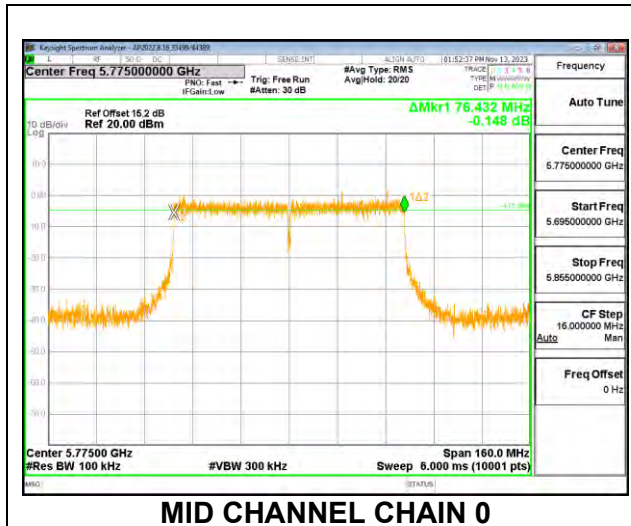


9.3.4. 802.11ac VHT80 MODE IN THE 5.8 GHz BAND

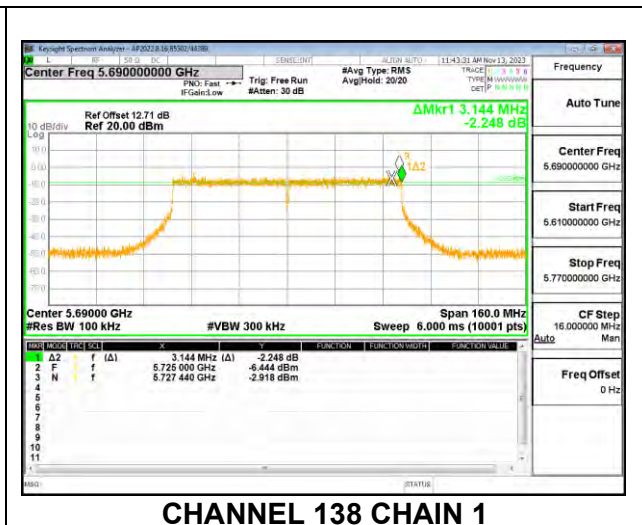
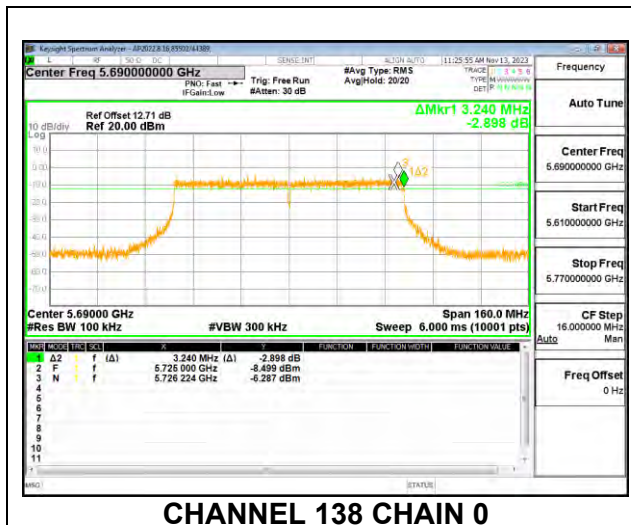
2TX CHAIN 0 + CHAIN 1 CDD MODE

Channel	Frequency (MHz)	6 dB BW CHAIN 0 (MHz)	6 dB BW CHAIN 1 (MHz)	Minimum Limit (MHz)
Mid	5775	76.4320	76.3840	0.5
138	5690	3.2400	3.1440	0.5

MID CHANNEL



CHANNEL 138

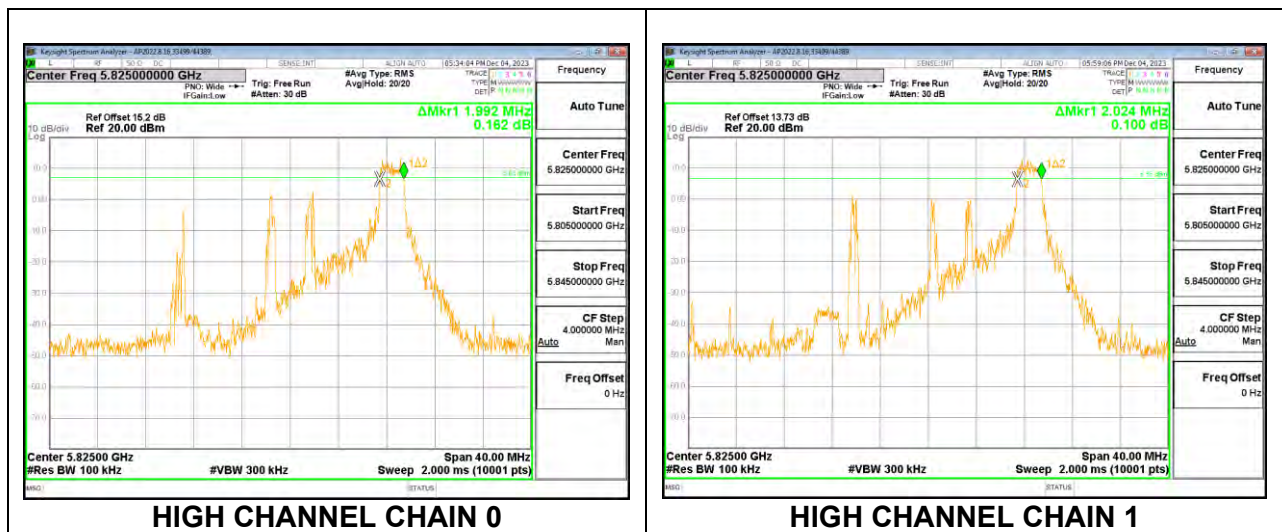


9.3.5. 802.11be EHT20 MODE IN THE 5.8 GHz BAND

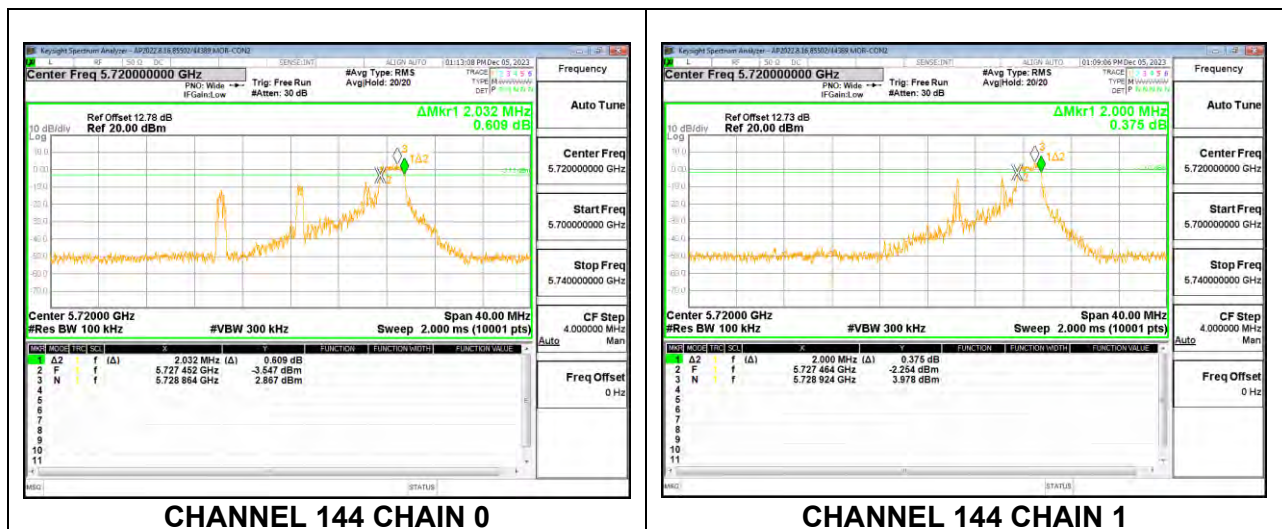
2TX CHAIN 0 + CHAIN 1 CDD MODE – 26T

Channel	Frequency (MHz)	6 dB BW CHAIN 0 (MHz)	6 dB BW CHAIN 1 (MHz)	Minimum Limit (MHz)
Low	5745	2.0160	2.1280	0.5
Mid	5785	2.0320	2.0040	0.5
High	5825	1.9920	2.0240	0.5
144	5720	2.0320	2.0000	0.5

HIGH CHANNEL



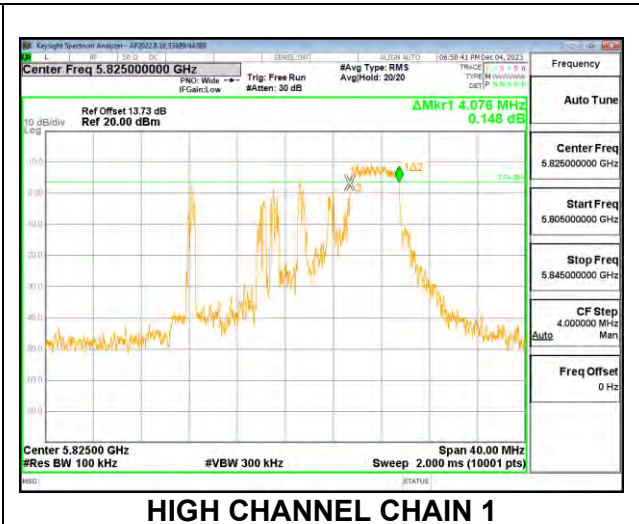
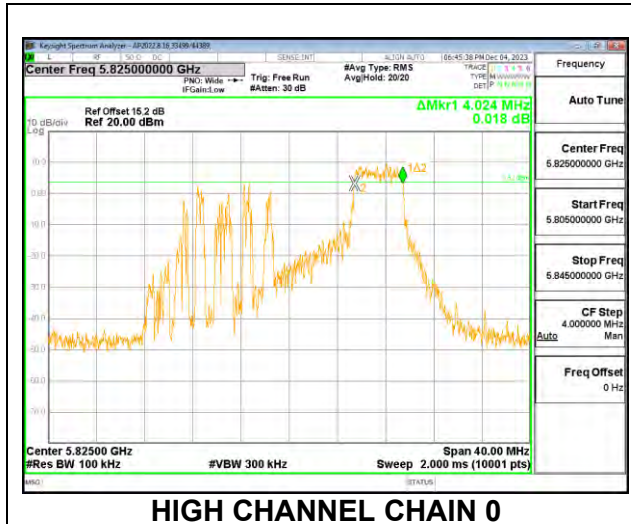
CHANNEL 144



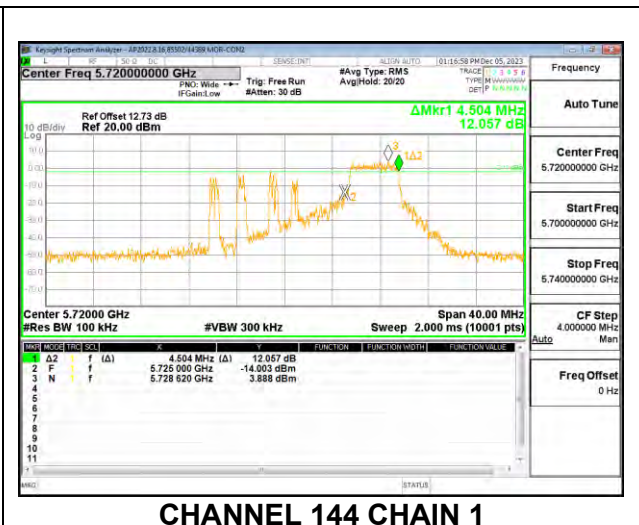
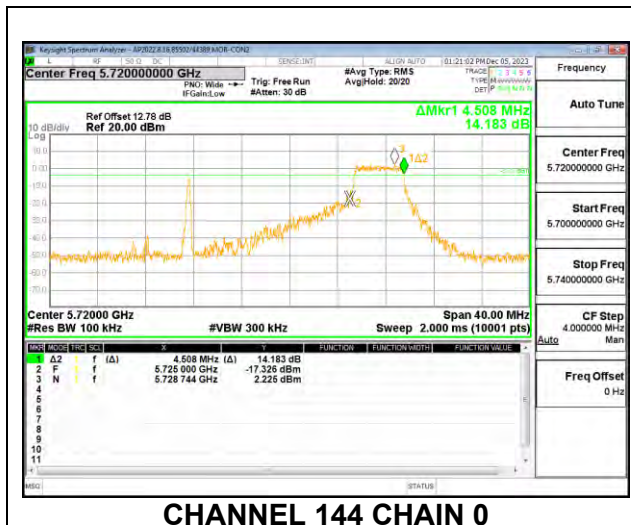
2TX CHAIN 0 + CHAIN 1 CDD MODE – 52T

Channel	Frequency (MHz)	6 dB BW CHAIN 0 (MHz)	6 dB BW CHAIN 1 (MHz)	Minimum Limit (MHz)
Low	5745	4.0640	4.0400	0.5
Mid	5785	4.1040	4.0640	0.5
High	5825	4.0240	4.0760	0.5
144	5720	4.5080	4.5040	0.5

HIGH CHANNEL



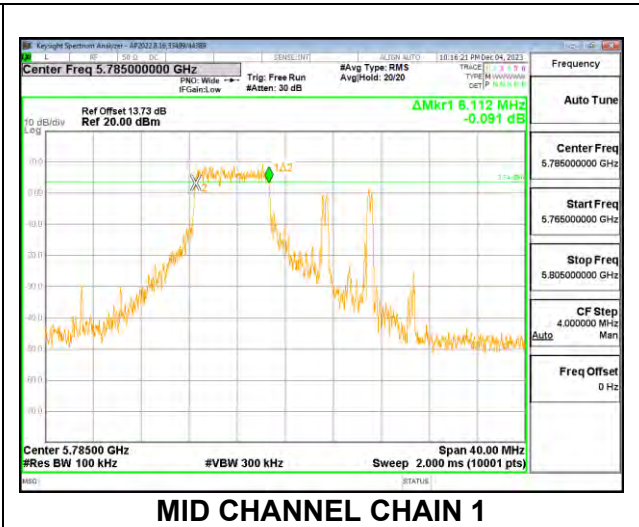
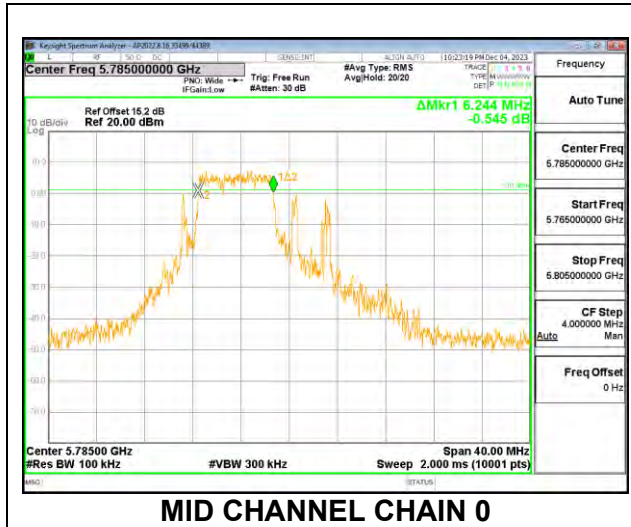
CHANNEL 144



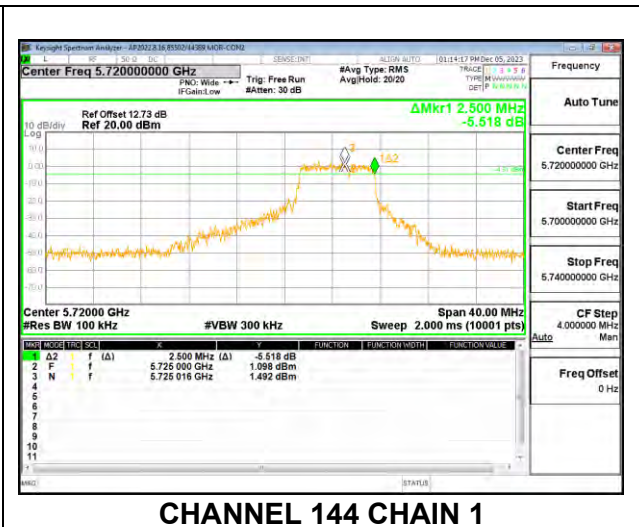
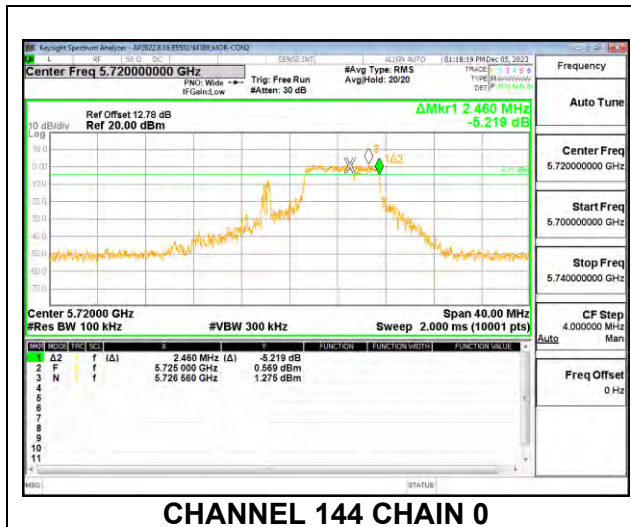
2TX CHAIN 0 + CHAIN 1 CDD MODE – 52T+26T

Channel	Frequency (MHz)	6 dB BW CHAIN 0 (MHz)	6 dB BW CHAIN 1 (MHz)	Minimum Limit (MHz)
Low	5745	6.1200	6.1480	0.5
Mid	5785	6.2440	6.1120	0.5
High	5825	6.2080	6.1760	0.5
144	5720	2.4600	2.5000	0.5

MID CHANNEL



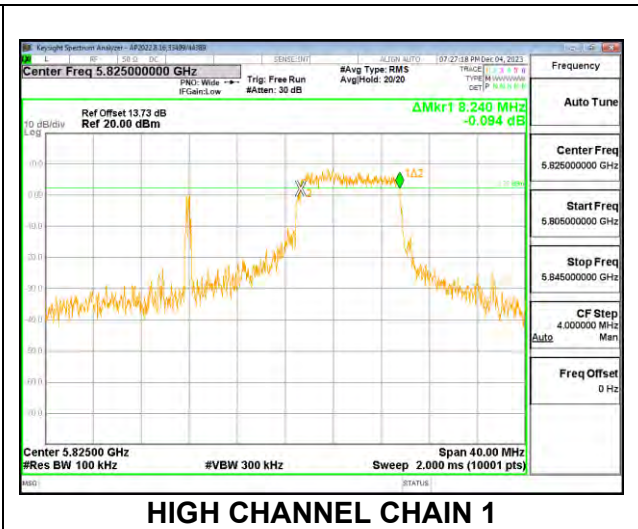
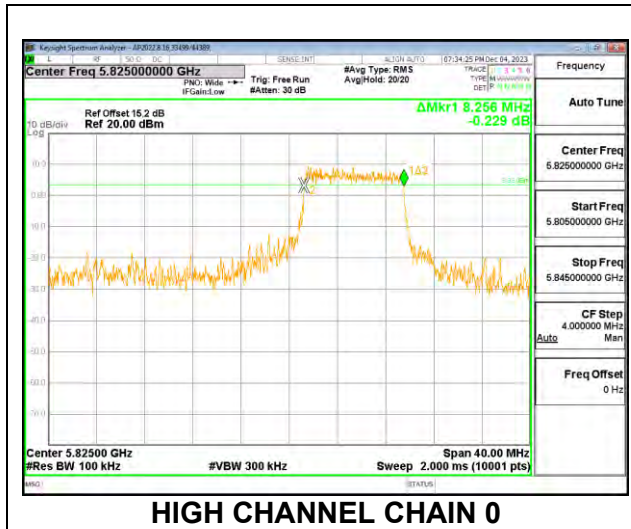
CHANNEL 144



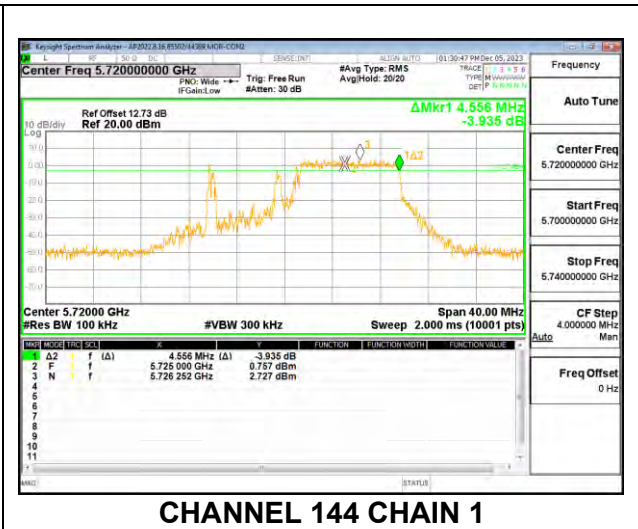
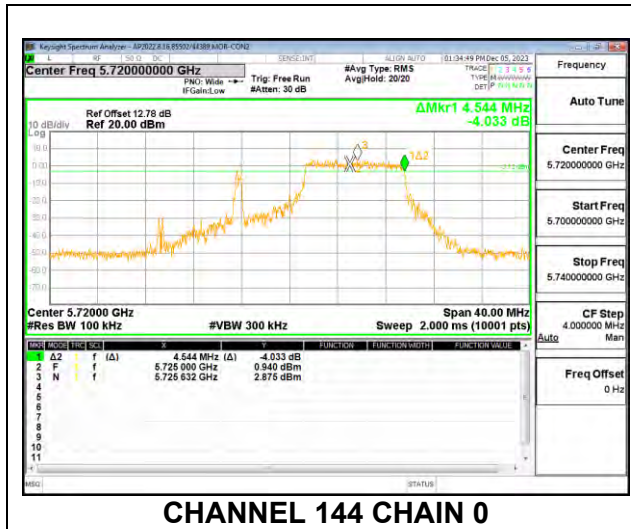
2TX CHAIN 0 + CHAIN 1 CDD MODE – 106T

Channel	Frequency (MHz)	6 dB BW CHAIN 0 (MHz)	6 dB BW CHAIN 1 (MHz)	Minimum Limit (MHz)
Low	5745	8.2600	8.3080	0.5
Mid	5785	8.2480	8.2680	0.5
High	5825	8.2560	8.2400	0.5
144	5720	4.5440	4.5560	0.5

HIGH CHANNEL



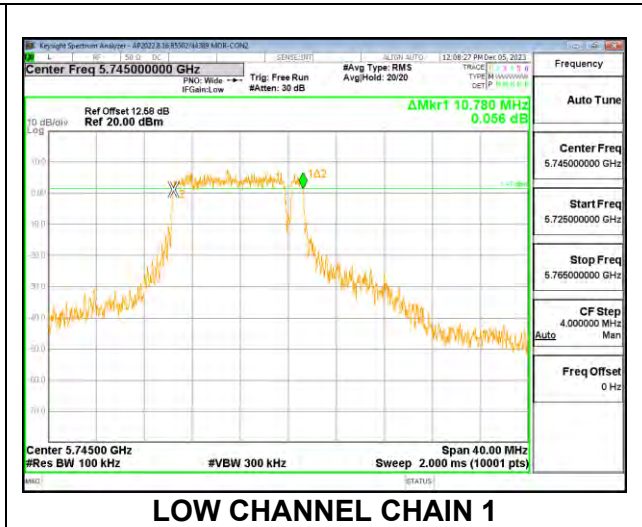
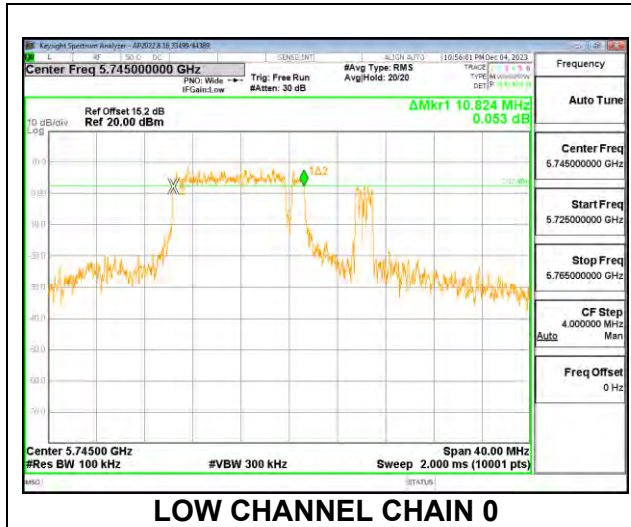
CHANNEL 144



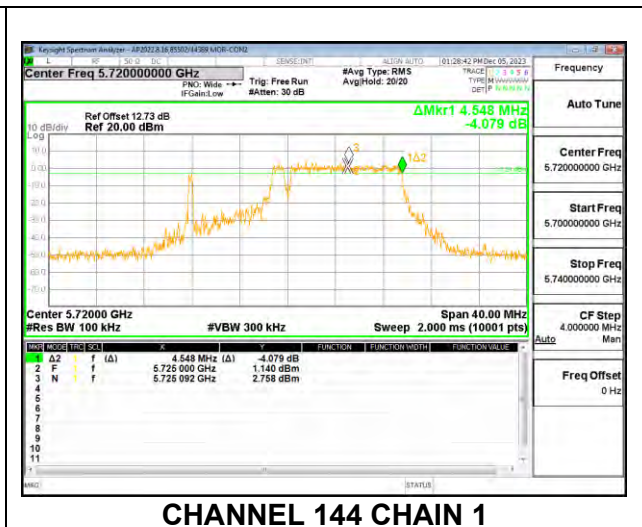
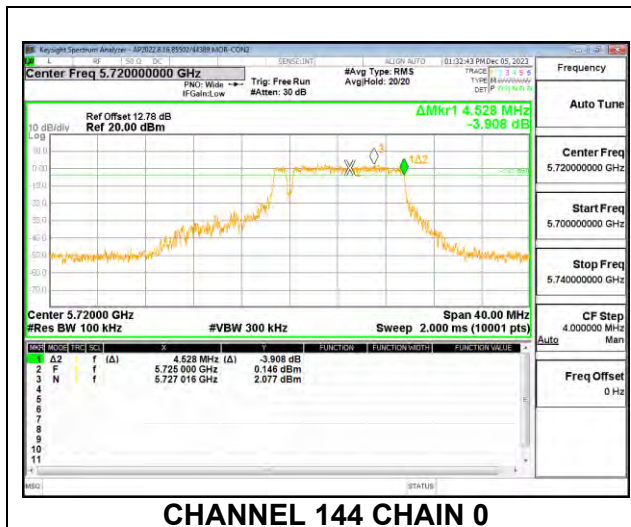
2TX CHAIN 0 + CHAIN 1 CDD MODE – 106T+26T

Channel	Frequency (MHz)	6 dB BW CHAIN 0 (MHz)	6 dB BW CHAIN 1 (MHz)	Minimum Limit (MHz)
Low	5745	10.8240	10.7800	0.5
Mid	5785	10.8320	10.9200	0.5
High	5825	10.7960	10.8120	0.5
144	5720	4.5280	4.5480	0.5

LOW CHANNEL



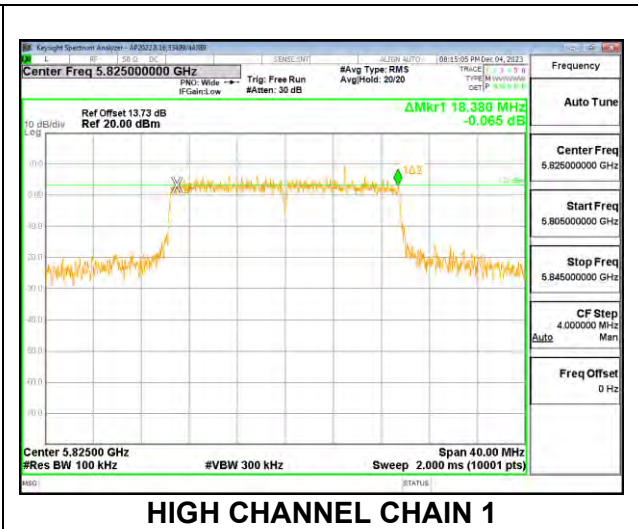
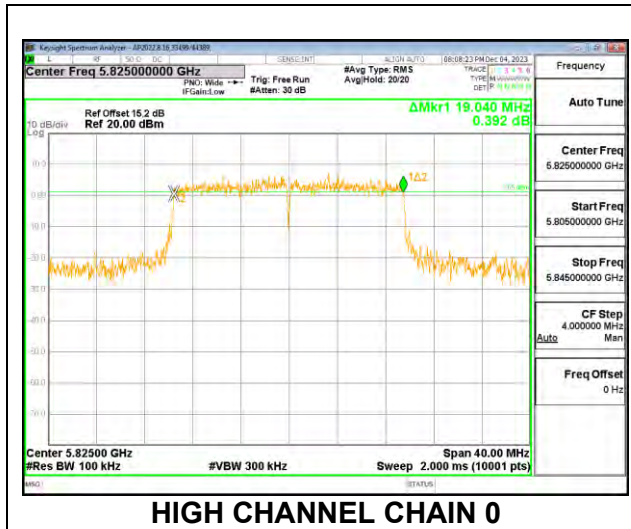
CHANNEL 144



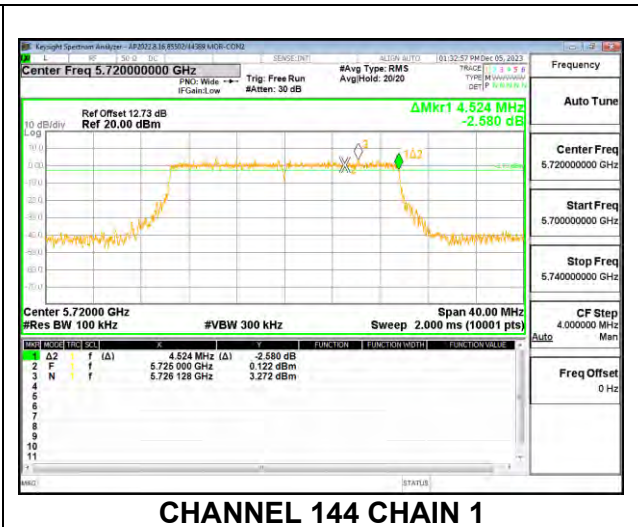
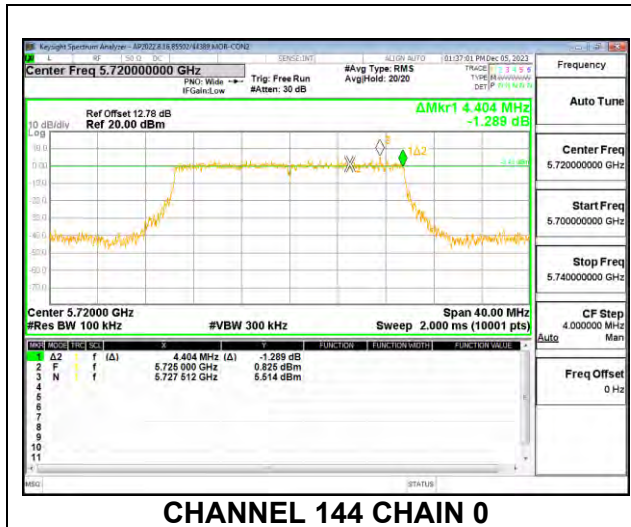
2TX CHAIN 0 + CHAIN 1 CDD MODE – 242T

Channel	Frequency (MHz)	6 dB BW CHAIN 0 (MHz)	6 dB BW CHAIN 1 (MHz)	Minimum Limit (MHz)
Low	5745	19.1040	19.0760	0.5
Mid	5785	18.5520	18.9920	0.5
High	5825	19.0400	18.3800	0.5
144	5720	4.4040	4.5240	0.5

HIGH CHANNEL



CHANNEL 144

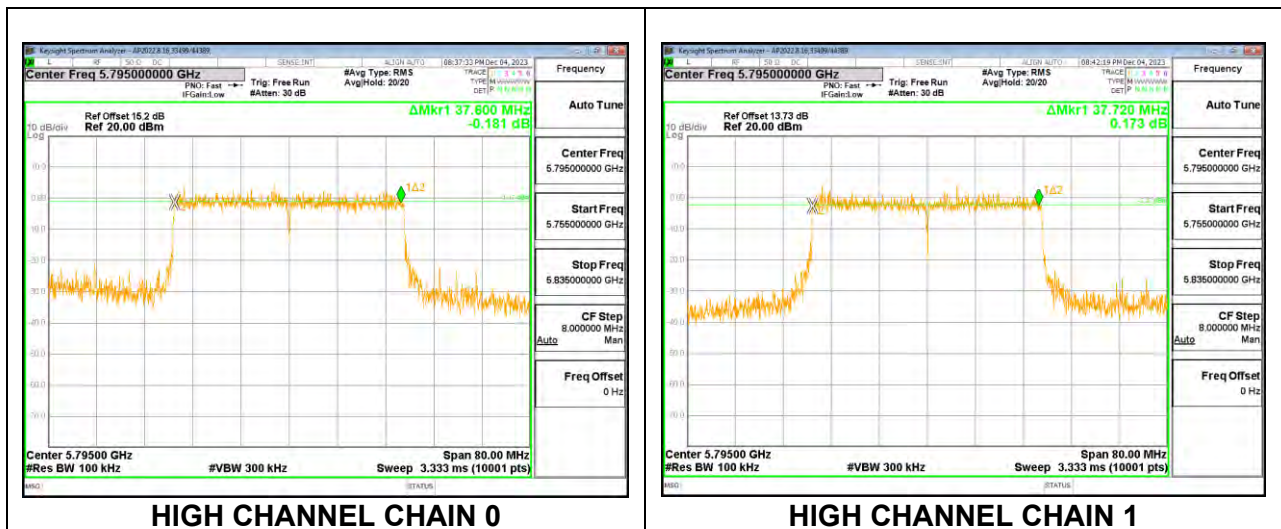


9.3.6. 802.11be EHT40 MODE IN THE 5.8 GHz BAND

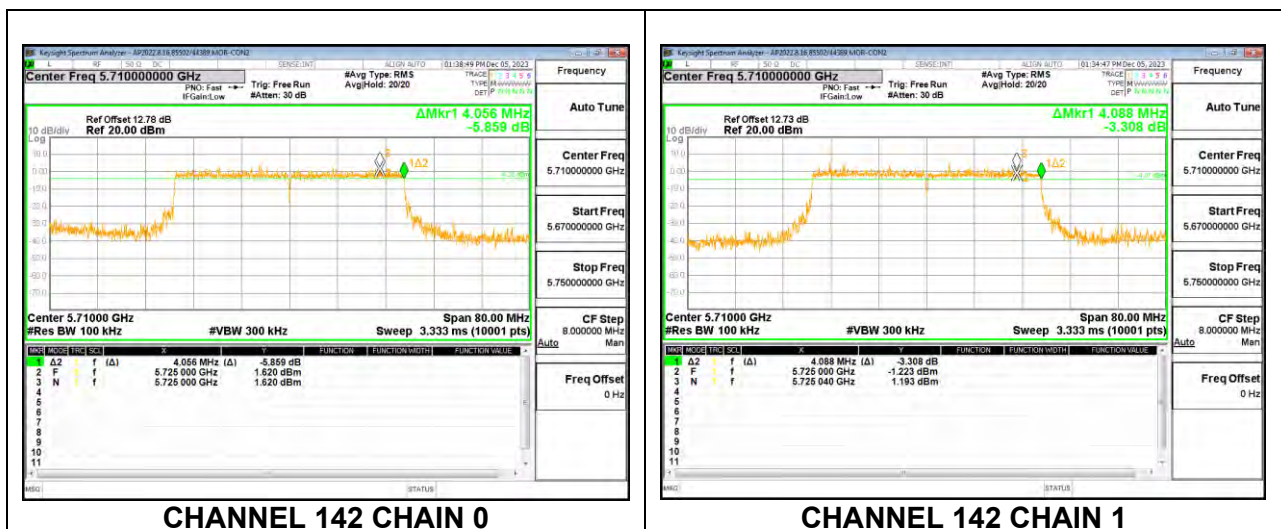
2TX CHAIN 0 + CHAIN 1 CDD MODE – 484T

Channel	Frequency (MHz)	6 dB BW CHAIN 0 (MHz)	6 dB BW CHAIN 1 (MHz)	Minimum Limit (MHz)
Low	5755	37.7120	37.6640	0.5
High	5795	37.6000	37.7200	0.5
142	5710	4.0560	4.0880	0.5

HIGH CHANNEL



CHANNEL 142

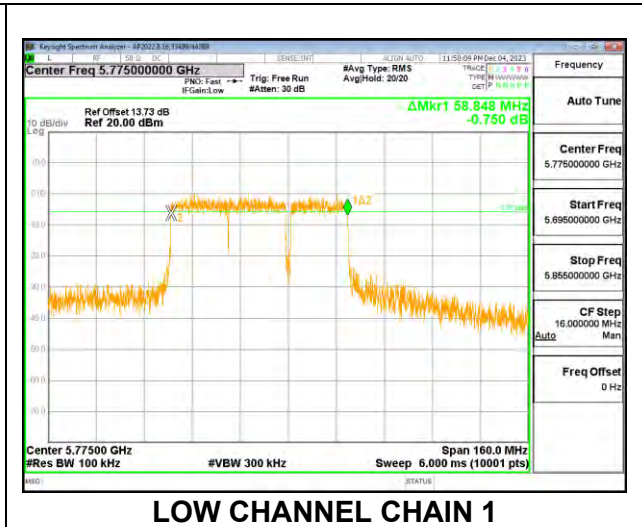
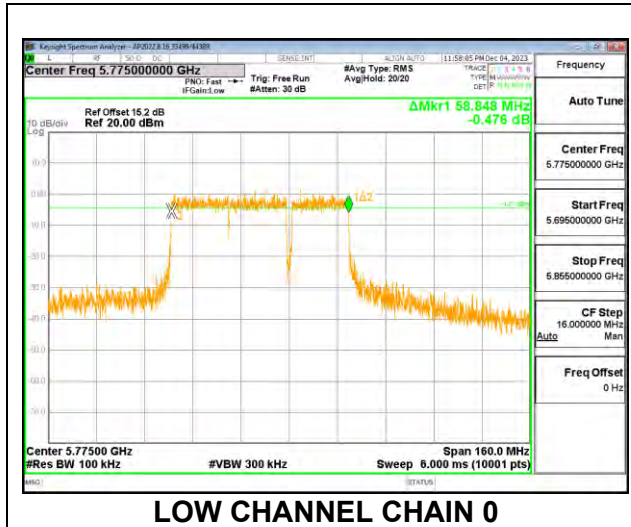


9.3.7. 802.11be EHT80 MODE IN THE 5.8 GHz BAND

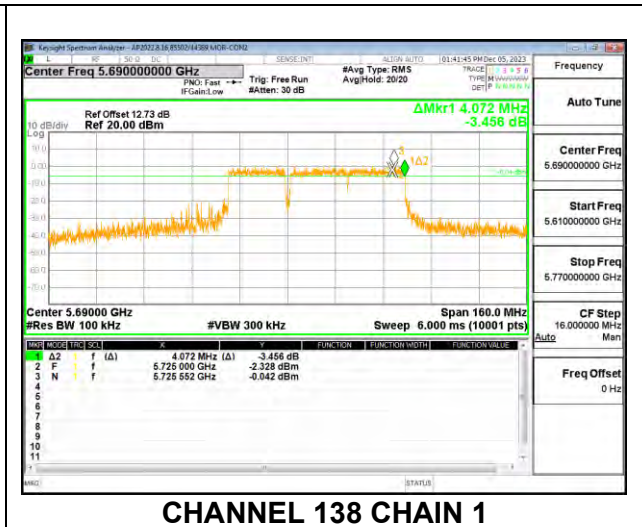
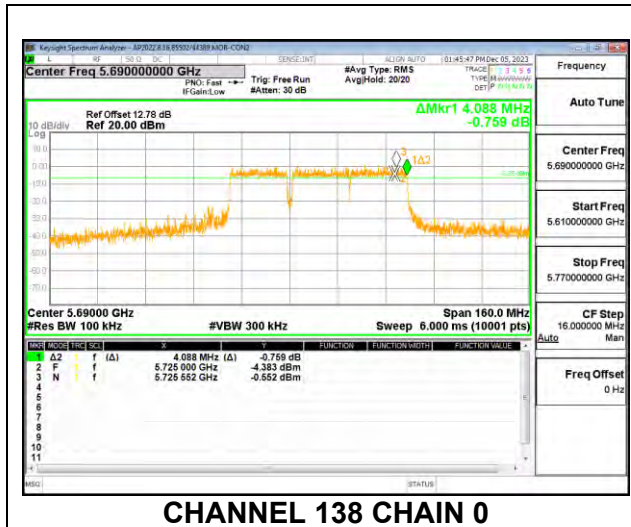
2TX CHAIN 0 + CHAIN 1 CDD MODE – 484T+242T

Channel	Frequency (MHz)	6 dB BW CHAIN 0 (MHz)	6 dB BW CHAIN 1 (MHz)	Minimum Limit (MHz)
Mid	5775	58.8480	58.8480	0.5
138	5690	4.0880	4.0720	0.5

LOW CHANNEL



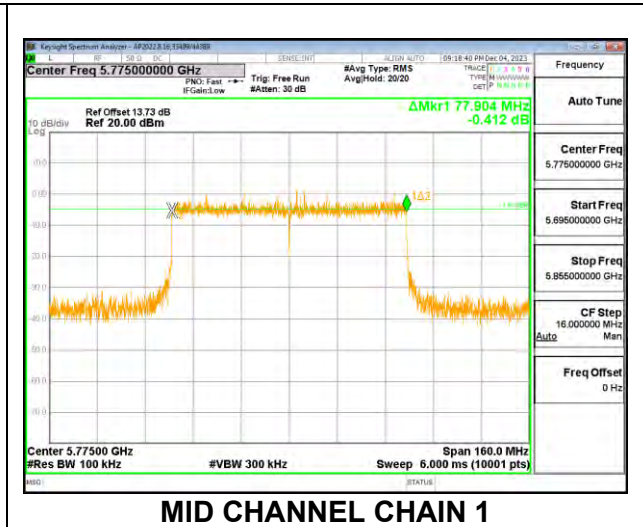
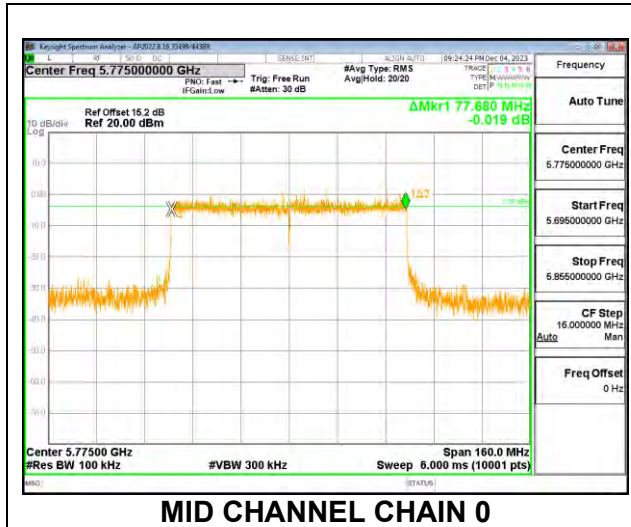
CHANNEL 138



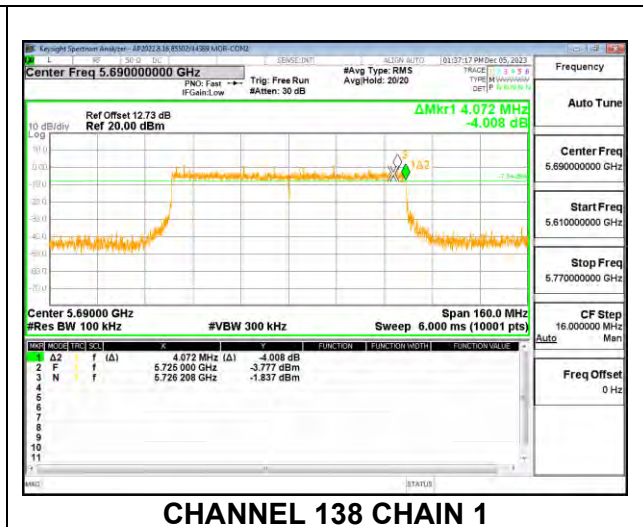
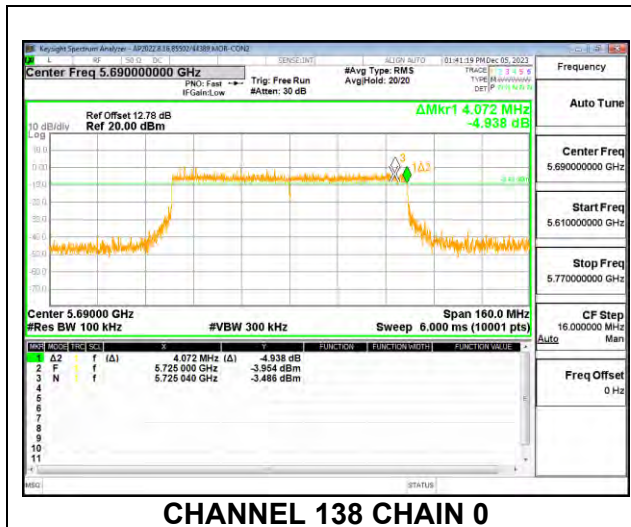
2TX CHAIN 0 + CHAIN 1 CDD MODE – 996T

Channel	Frequency (MHz)	6 dB BW CHAIN 0 (MHz)	6 dB BW CHAIN 1 (MHz)	Minimum Limit (MHz)
Mid	5775	77.6800	77.9040	0.5
138	5690	4.0720	4.0720	0.5

MID CHANNEL



CHANNEL 138

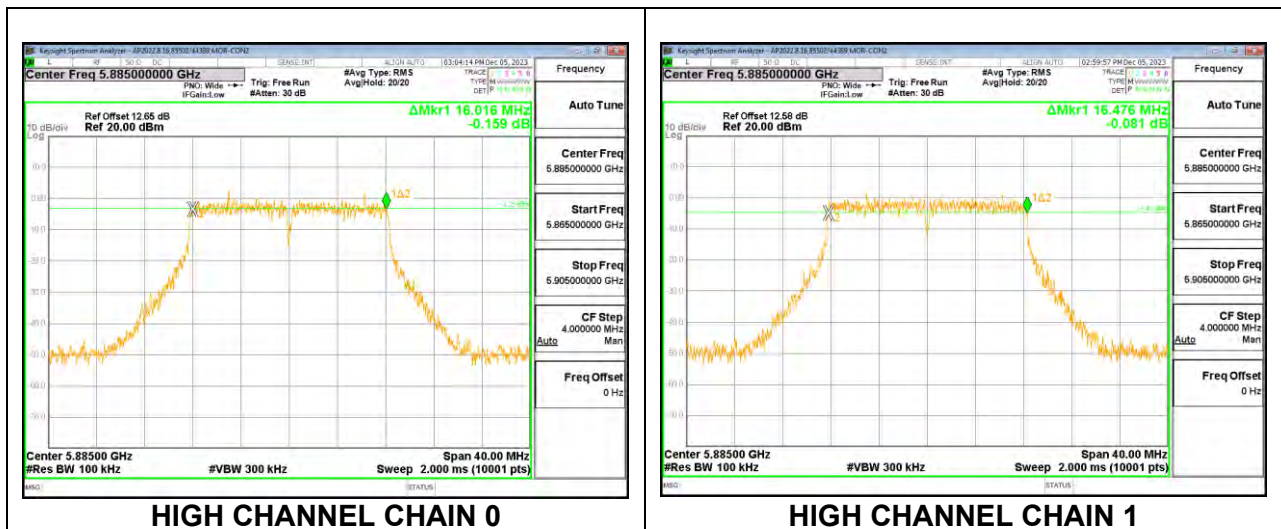


9.3.8. 802.11a MODE IN THE 5.9 GHz BAND

2TX CHAIN 0 + CHAIN 1 CDD MODE

Channel	Frequency (MHz)	6 dB BW CHAIN 0 (MHz)	6 dB BW CHAIN 1 (MHz)	Minimum Limit (MHz)
Low	5845	16.3800	16.4440	0.5
Mid	5865	16.5360	16.3560	0.5
High	5885	16.0160	16.4760	0.5

HIGH CHANNEL

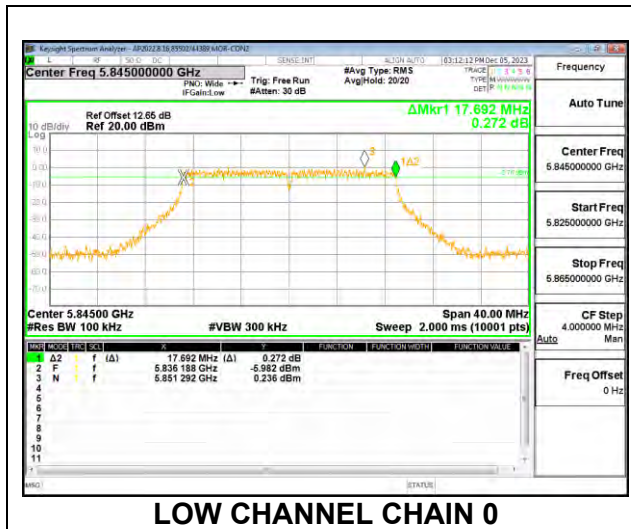


9.3.9. 802.11n HT20 MODE IN THE 5.9 GHz BAND

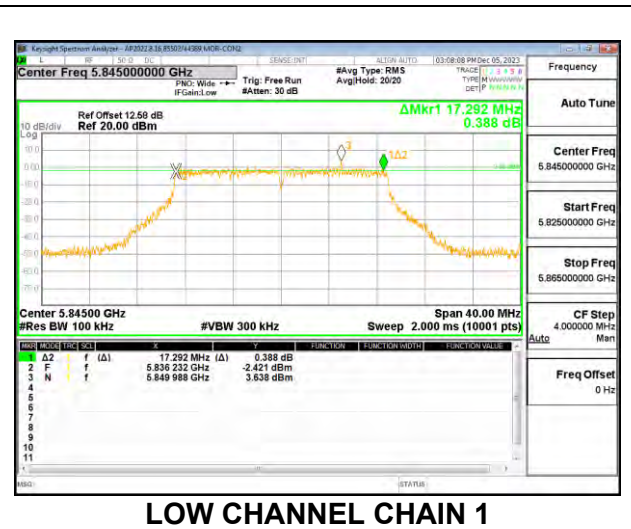
2TX CHAIN 0 + CHAIN 1 CDD MODE

Channel	Frequency (MHz)	6 dB BW CHAIN 0 (MHz)	6 dB BW CHAIN 1 (MHz)	Minimum Limit (MHz)
Low	5845	17.6920	17.2920	0.5
Mid	5865	17.6160	17.7240	0.5
High	5885	17.7800	17.6920	0.5

LOW CHANNEL



LOW CHANNEL CHAIN 0



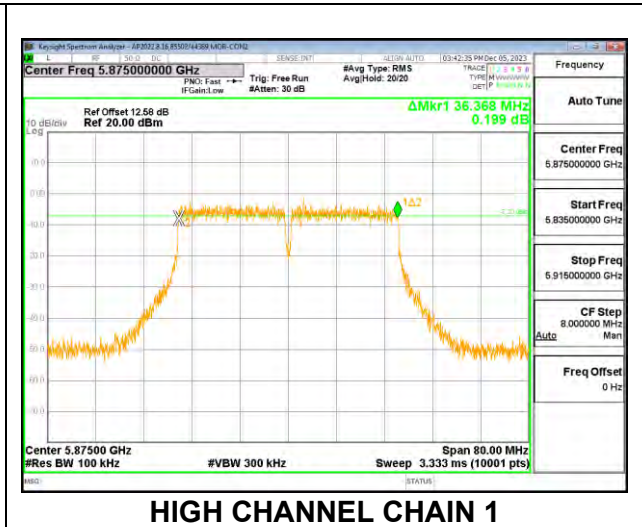
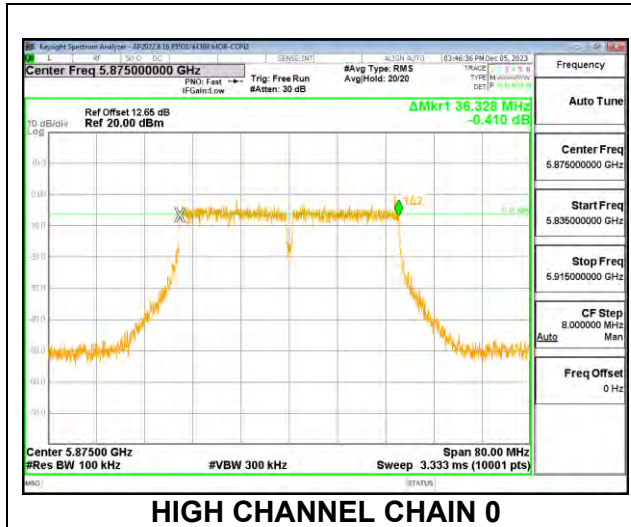
LOW CHANNEL CHAIN 1

9.3.10. 802.11n HT40 MODE IN THE 5.9 GHz BAND

2TX CHAIN 0 + CHAIN 1 CDD MODE

Channel	Frequency (MHz)	6 dB BW CHAIN 0 (MHz)	6 dB BW CHAIN 1 (MHz)	Minimum Limit (MHz)
Low	5835	36.3360	36.3440	0.5
High	5875	36.3280	36.3680	0.5

HIGH CHANNEL

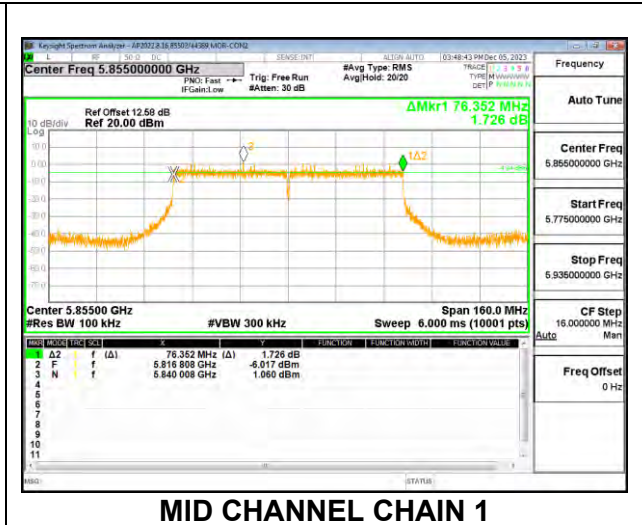
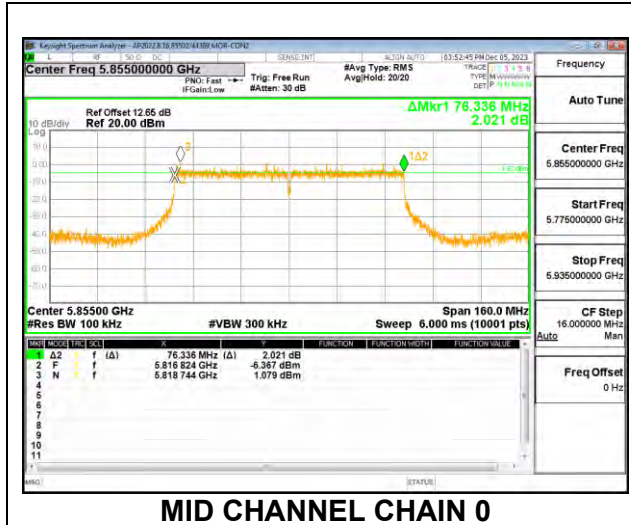


9.3.11. 802.11ac VHT80 MODE IN THE 5.9 GHz BAND

2TX CHAIN 0 + CHAIN 1 CDD MODE

Channel	Frequency (MHz)	6 dB BW CHAIN 0 (MHz)	6 dB BW CHAIN 1 (MHz)	Minimum Limit (MHz)
Mid	5855	76.3360	76.3520	0.5

MID CHANNEL

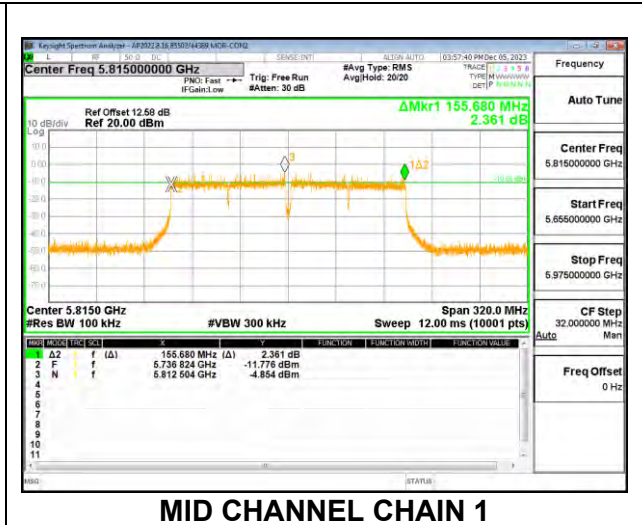
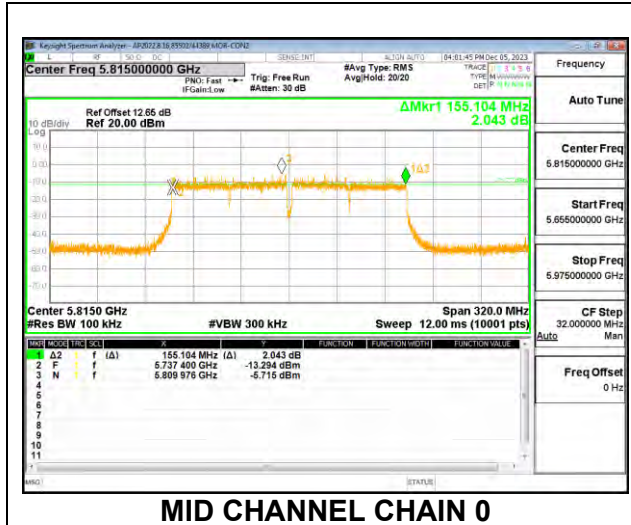


9.3.12. 802.11ac VHT160 MODE IN THE 5.8/5.9 GHz BAND

2TX CHAIN 0 + CHAIN 1 CDD MODE

Channel	Frequency (MHz)	6 dB BW CHAIN 0 (MHz)	6 dB BW CHAIN 1 (MHz)	Minimum Limit (MHz)
Mid	5815	155.1040	155.6800	0.5

MID CHANNEL

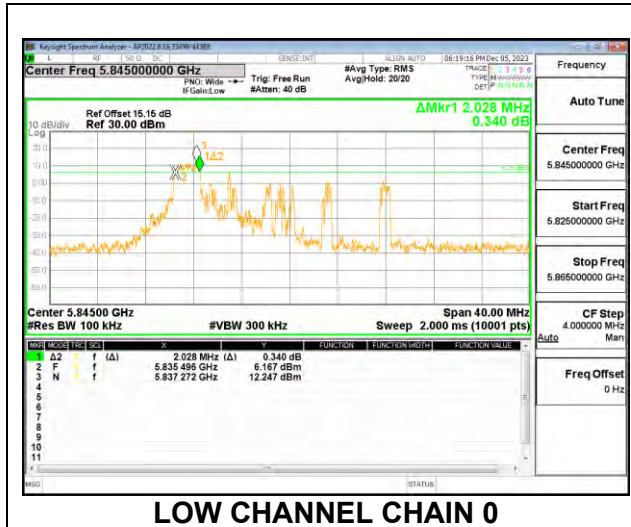


9.3.13. 802.11be EHT20 MODE IN THE 5.9 GHz BAND

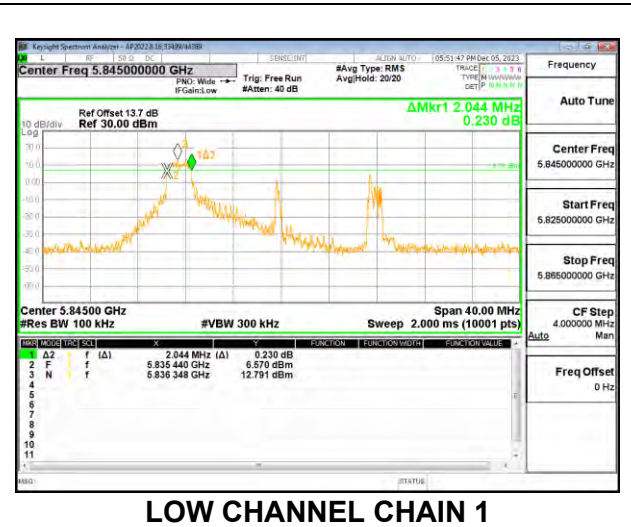
2TX CHAIN 0 + CHAIN 1 CDD MODE – 26T

Channel	Frequency (MHz)	6 dB BW CHAIN 0 (MHz)	6 dB BW CHAIN 1 (MHz)	Minimum Limit (MHz)
Low	5845	2.0280	2.0440	0.5
Mid	5865	2.0640	2.0160	0.5
High	5885	2.0280	2.0200	0.5

LOW CHANNEL



LOW CHANNEL CHAIN 0

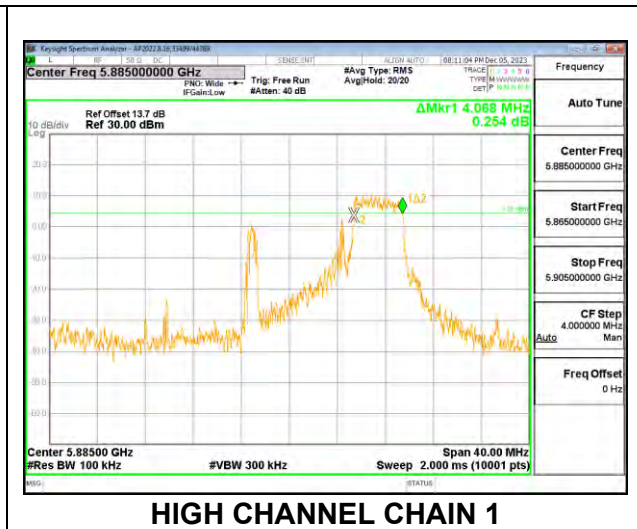
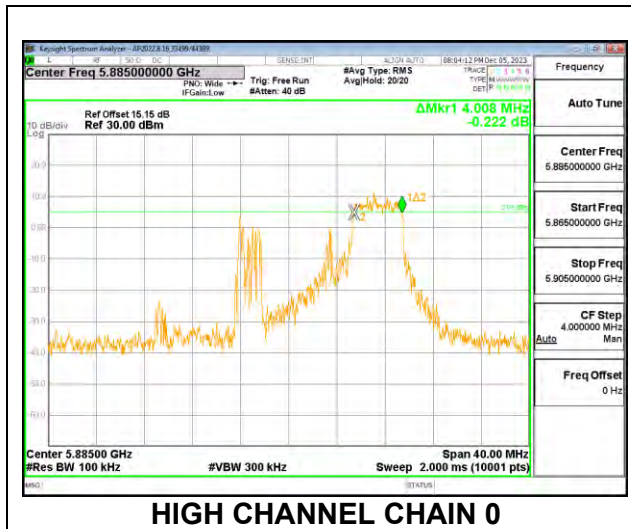


LOW CHANNEL CHAIN 1

2TX CHAIN 0 + CHAIN 1 CDD MODE – 52T

Channel	Frequency (MHz)	6 dB BW CHAIN 0 (MHz)	6 dB BW CHAIN 1 (MHz)	Minimum Limit (MHz)
Low	5845	4.0840	4.0760	0.5
Mid	5865	4.0160	4.0440	0.5
High	5885	4.0080	4.0680	0.5

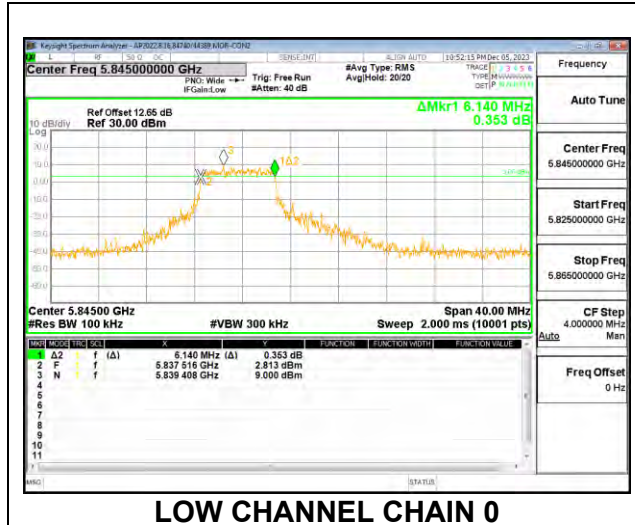
HIGH CHANNEL



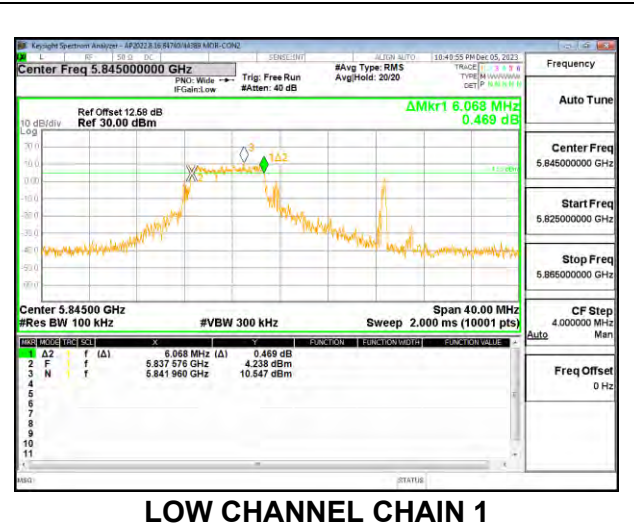
2TX CHAIN 0 + CHAIN 1 CDD MODE – 52T+26T

Frequency (MHz)	6 dB BW CHAIN 0 (MHz)	6 dB BW CHAIN 1 (MHz)	Minimum Limit (MHz)
5845	6.1400	6.0680	0.5
5865	6.1080	6.1360	0.5
5885	6.1840	6.1360	0.5

LOW CHANNEL



LOW CHANNEL CHAIN 0

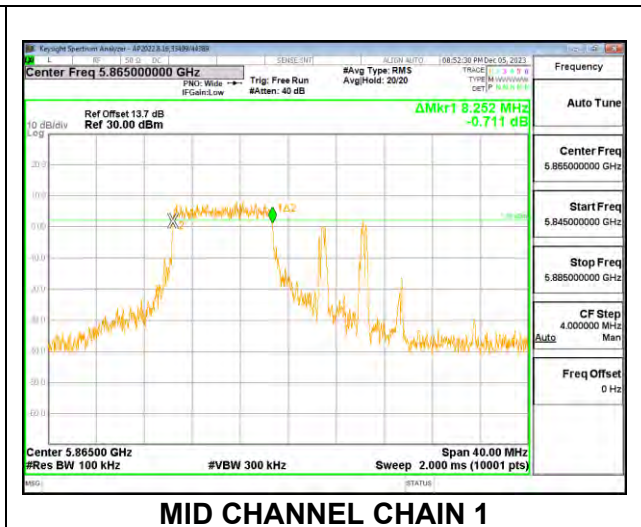
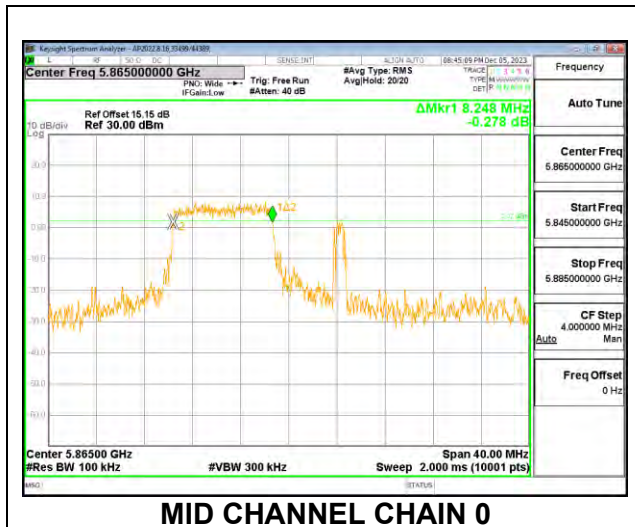


LOW CHANNEL CHAIN 1

2TX CHAIN 0 + CHAIN 1 CDD MODE – 106T

Channel	Frequency (MHz)	6 dB BW CHAIN 0 (MHz)	6 dB BW CHAIN 1 (MHz)	Minimum Limit (MHz)
Low	5845	8.2480	8.2800	0.5
Mid	5865	8.2480	8.2520	0.5
High	5885	8.2680	8.2480	0.5

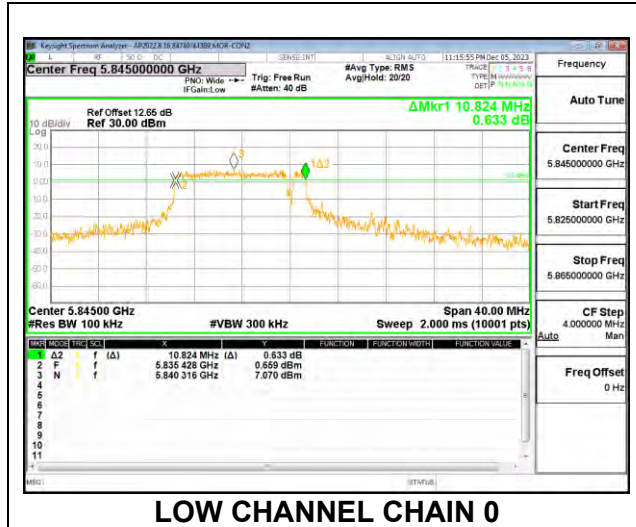
MID CHANNEL



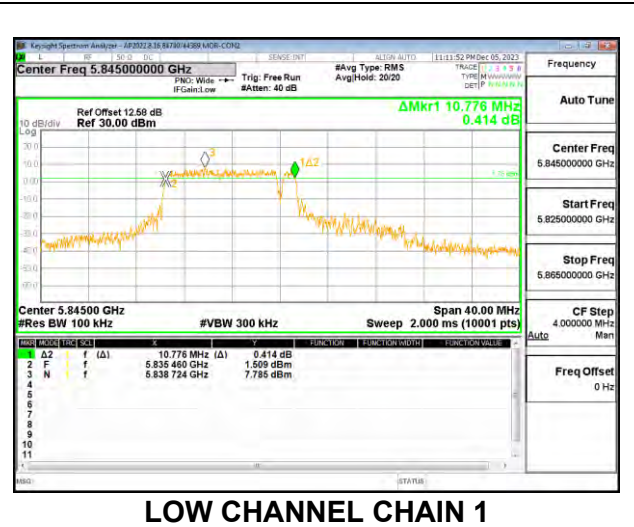
2TX CHAIN 0 + CHAIN 1 CDD MODE – 106T+26T

Channel	Frequency (MHz)	6 dB BW CHAIN 0 (MHz)	6 dB BW CHAIN 1 (MHz)	Minimum Limit (MHz)
Low	5845	10.8240	10.7760	0.5
Mid	5865	10.8440	10.8240	0.5
High	5885	10.8360	10.8640	0.5

LOW CHANNEL



LOW CHANNEL CHAIN 0

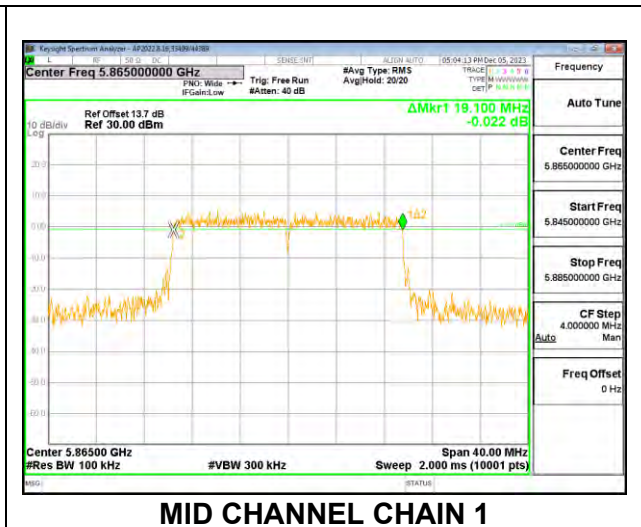
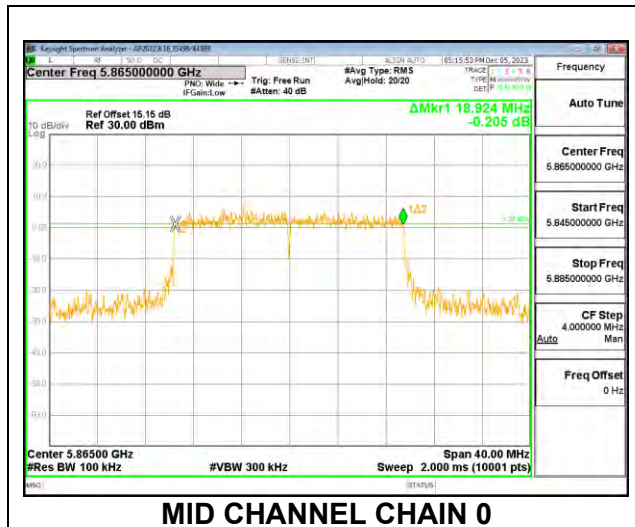


LOW CHANNEL CHAIN 1

2TX CHAIN 0 + CHAIN 1 CDD MODE – 242T

Channel	Frequency (MHz)	6 dB BW CHAIN 0 (MHz)	6 dB BW CHAIN 1 (MHz)	Minimum Limit (MHz)
Low	5845	19.0280	18.9880	0.5
Mid	5865	18.9240	19.1000	0.5
High	5885	19.0680	19.0320	0.5

MID CHANNEL

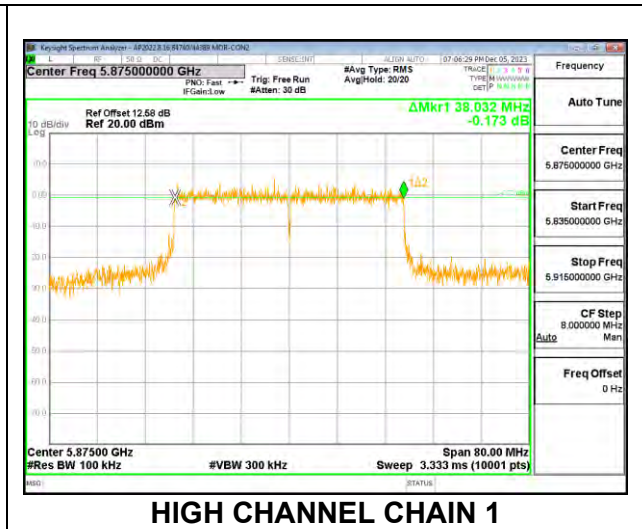
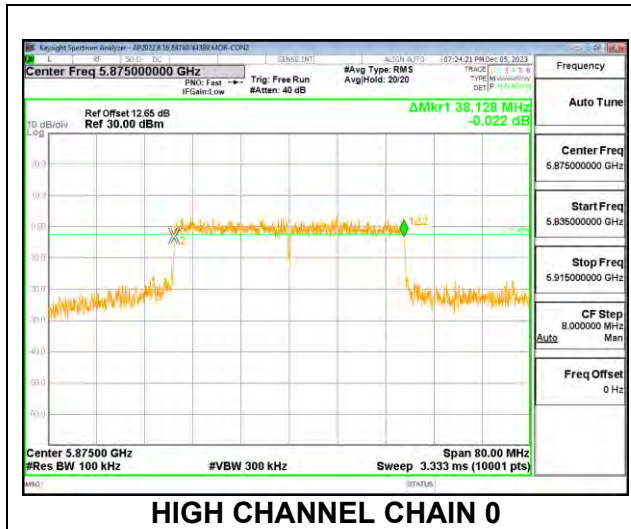


9.3.14. 802.11be EHT40 MODE IN THE 5.9 GHz BAND

2TX CHAIN 0 + CHAIN 1 CDD MODE – 484T

Channel	Frequency (MHz)	6 dB BW CHAIN 0 (MHz)	6 dB BW CHAIN 1 (MHz)	Minimum Limit (MHz)
Low	5835	38.1520	38.1360	0.5
High	5875	38.1280	38.0320	0.5

HIGH CHANNEL

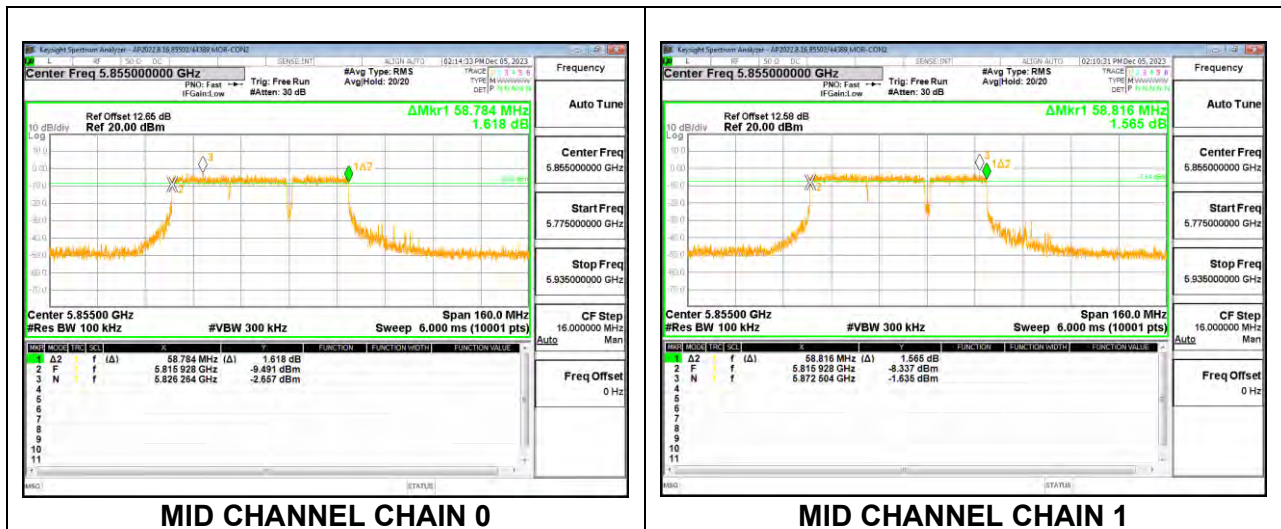


9.3.15. 802.11be EHT80 MODE IN THE 5.9 GHz BAND

2TX CHAIN 0 + CHAIN 1 CDD MODE – 484T+242T

Channel	Frequency (MHz)	6 dB BW CHAIN 0 (MHz)	6 dB BW CHAIN 1 (MHz)	Minimum Limit (MHz)
Mid	5855	58.7840	58.8160	0.5

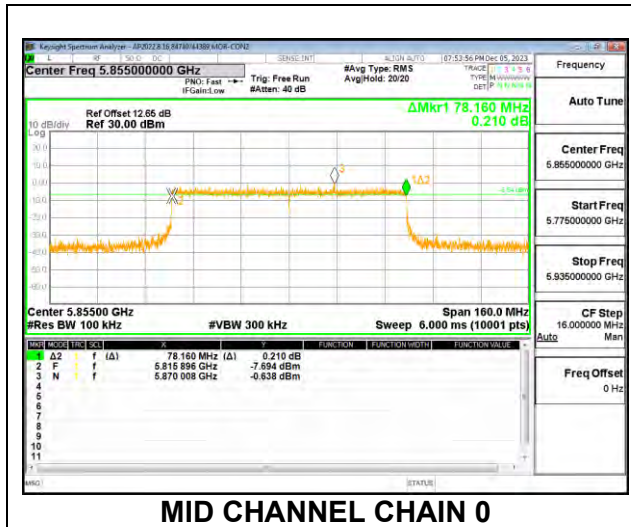
MID CHANNEL



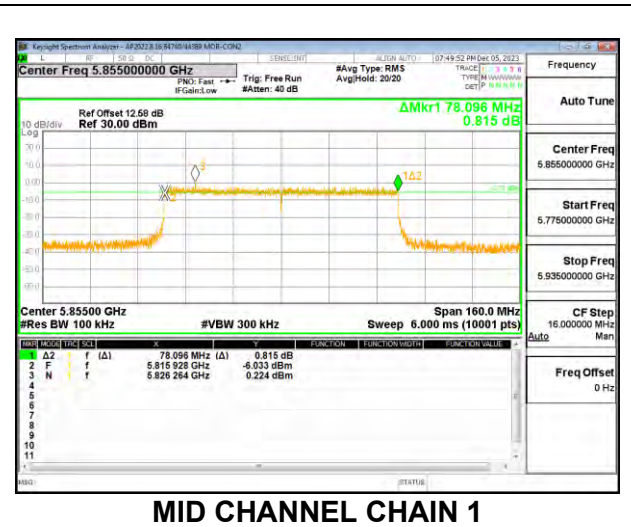
2TX CHAIN 0 + CHAIN 1 CDD MODE – 996T

Channel	Frequency (MHz)	6 dB BW CHAIN 0 (MHz)	6 dB BW CHAIN 1 (MHz)	Minimum Limit (MHz)
Mid	5855	78.1600	78.0960	0.5

MID CHANNEL



MID CHANNEL CHAIN 0



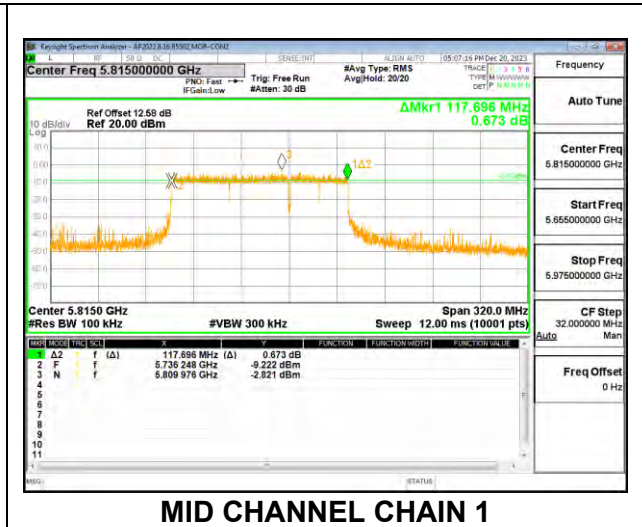
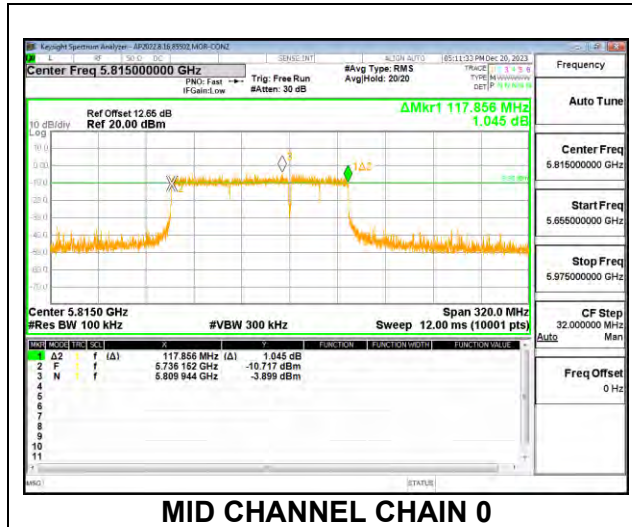
MID CHANNEL CHAIN 1

9.3.16. 802.11be EHT160 MODE IN THE 5.8/5.9 GHz BAND

2TX CHAIN 0 + CHAIN 1 CDD MODE – 996T+484T

Channel	Frequency (MHz)	6 dB BW CHAIN 0 (MHz)	6 dB BW CHAIN 1 (MHz)	Minimum Limit (MHz)
Mid	5815	117.856	117.696	0.5

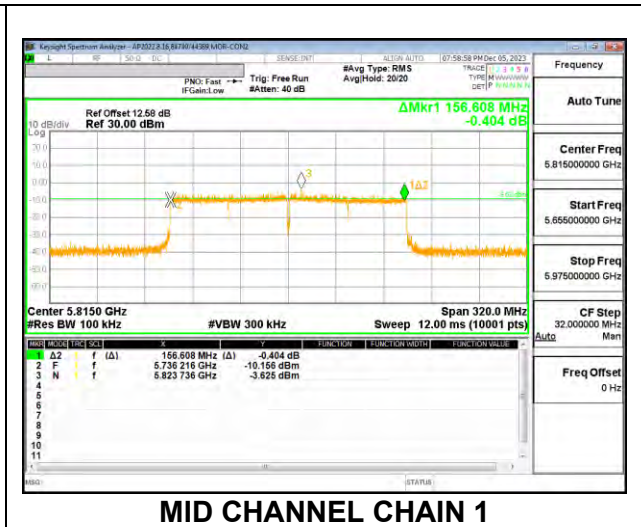
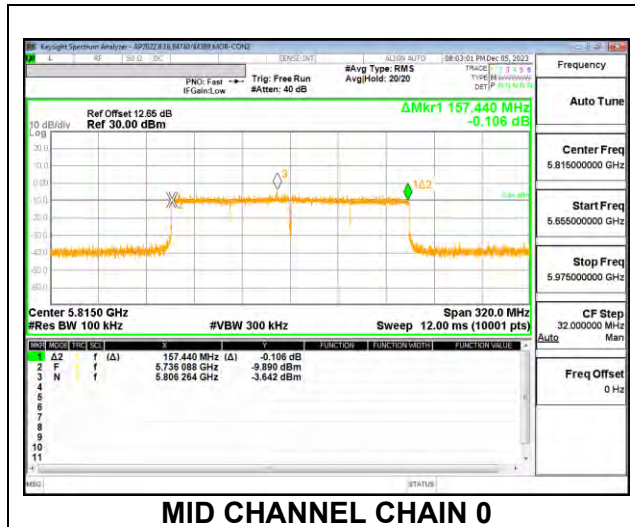
MID CHANNEL



2TX CHAIN 0 + CHAIN 1 CDD MODE – 2*996T

Channel	Frequency (MHz)	6 dB BW CHAIN 0 (MHz)	6 dB BW CHAIN 1 (MHz)	Minimum Limit (MHz)
Mid	5815	157.4400	156.6080	0.5

MID CHANNEL



9.4. 99% BANDWIDTH

LIMITS

None; for reporting purposes only.

RESULTS