

ANTENNA INFORMATION

Antenna manufacturer	Shanghai Amphenol Airwave
Address	No.689 Shen Nan Road, Xin Zhuang Industry Park, Shanghai, PR China 201108
Antenna Part number	Main: CNF-675-16-004-R Aux: CNF-676-16-004-R
Antenna type (ex: PIFA, Dipole...etc)	PIFA

Antenna Peak gain w/ cable loss (dBi)*										
	2.4GHz 2400-2483.5 MHz	5.2GHz 5150-5250MHz	5.3GHz 5250-5350MHz	5.6GHz 5470-5725MHz	5.8GHz 5725-5850MHz	5.9GHz 5850-5895MHz	6.2GHz 5925-6425MHz	6.5GHz 6425-6525MHz	6.7GHz 6525-6875MHz	7.0 GHz 6875-7125MHz
Main	2.7	6.8	6.5	6.4	5.6	5.9	5.9	5.2	6.5	6.4
Aux	2.1	5.9	5.1	5.9	6.4	6.4	7.5	7.5	7.5	7.2

Cable Assembly Part Number and Information					
	Cable PN	Cable length(cm)	Cable diameter(mm)	Impedance(ohm)	Connector type
Main	R-F675-16-001-96	5	1.13	50	I-PEX MHF4-L 20565-001R-13
Aux	R-F676-16-002-96	15	1.13	50	I-PEX MHF4-L 20565-001R-13

* 3D Antenna Peak Gain required being test in system basis.

Table of Contents

Cover page.....	1
1. Document Revision History.....	3
2. Test & System Description	
2.1 Measurement Method and System.....	4
2.2 Test setup.....	4
2.3 Equipment list.....	5
3. Radiation characteristics of antenna loaded in Host Platform.....	6
Annex A. Photographs	
A.1 Setup Photo.....	16

Revision #	Revision Details	Issued Date
Rev. 00	First Issue	2023.06.20

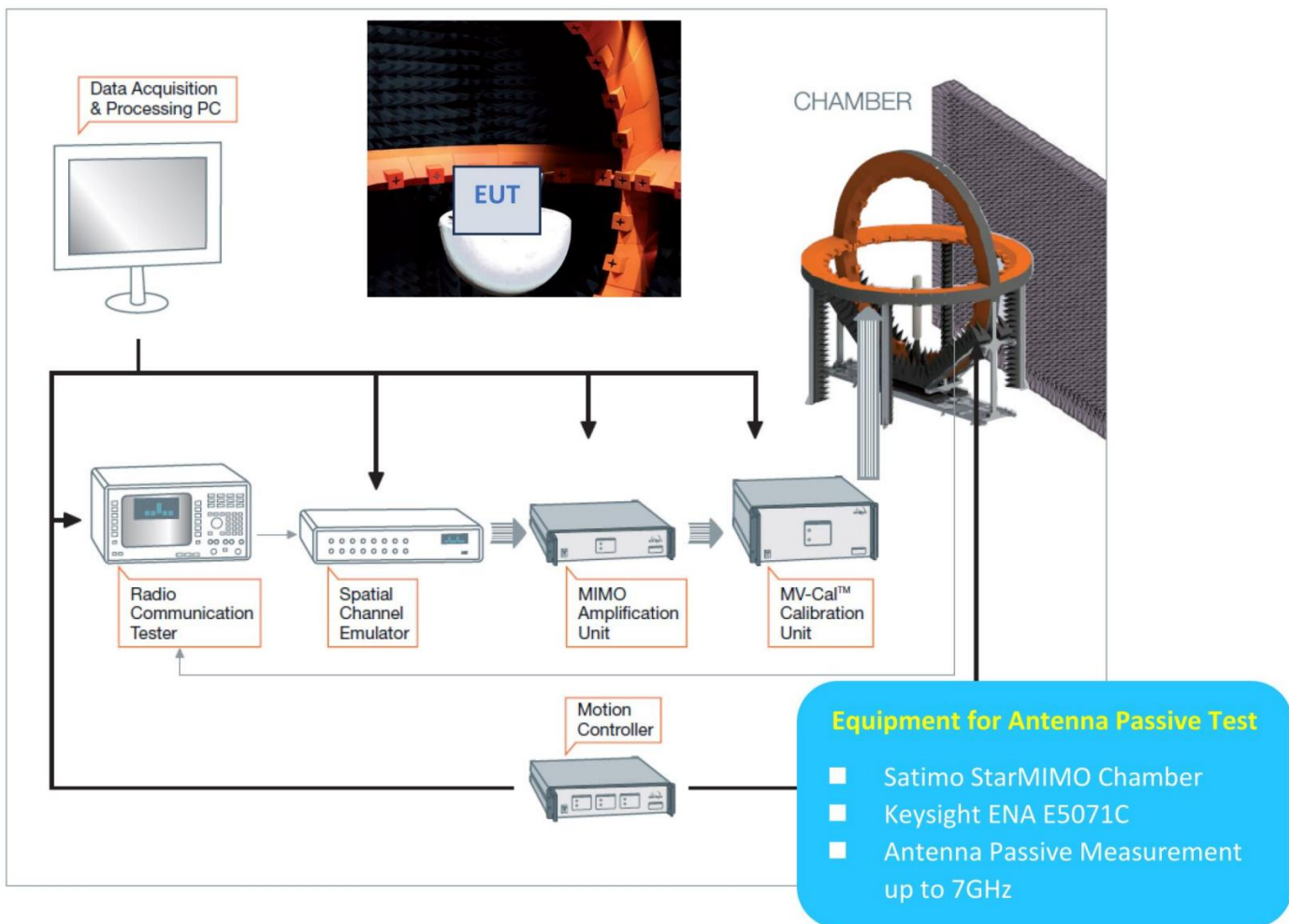
1. Document Revision History

2. Test & System Description

2.1 Measurement Method and System

This test report is prepared for host antenna testing under a Full Anechoic Chamber (MVG StarMIMO Chamber).

2.2 Test setup



2.3 Equipment list

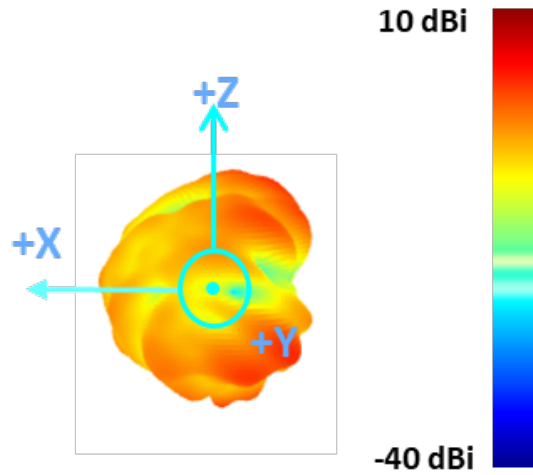
Item	Equipment	Manufacturer	Model	Cal. Date	Cal. Due Date
1	SATIMO Chamber	MVG	StarMIMO	2023-08-18	2024-08-17
2	Network Analyzer	Keysight	E5071C	2023-06-16	2024-06-15

3. Radiation characteristics of antenna loaded in Host Platform

Main Antenna

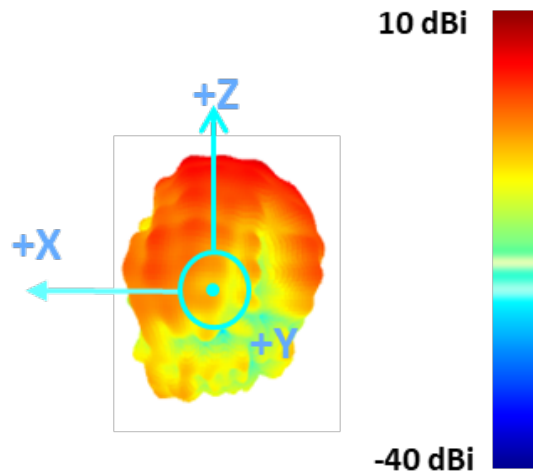
Max Antenna 3D Radiation Pattern 2400 – 2483.5 MHz

Frequency (MHz)	Peak Gain w/ Cable Loss (dBi)
2442	2.7



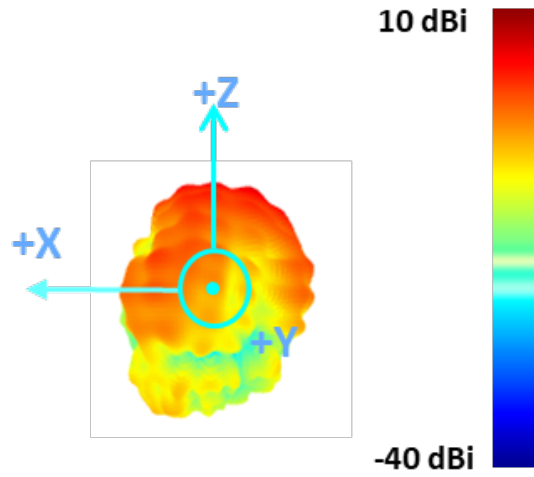
Max Antenna 3D Radiation Pattern 5150-5250 MHz

Frequency (MHz)	Peak Gain w/ Cable Loss (dBi)
5150-5250	6.8



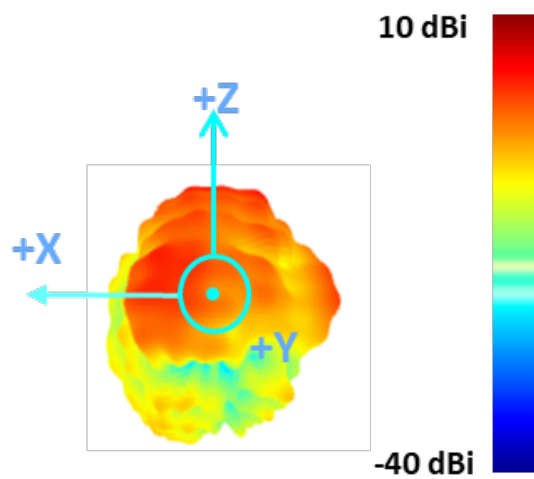
Max Antenna 3D Radiation Pattern 5250-5350 MHz

Frequency (MHz)	Peak Gain w/ Cable Loss (dBi)
5250-5350	6.5



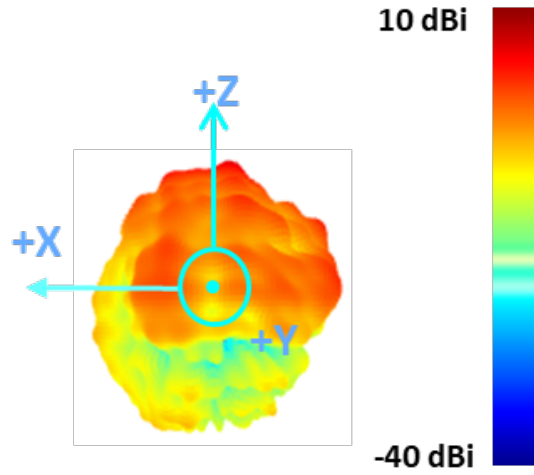
Max Antenna 3D Radiation Pattern 5470-5725 MHz

Frequency (MHz)	Peak Gain w/ Cable Loss (dBi)
5470-5725	6.4



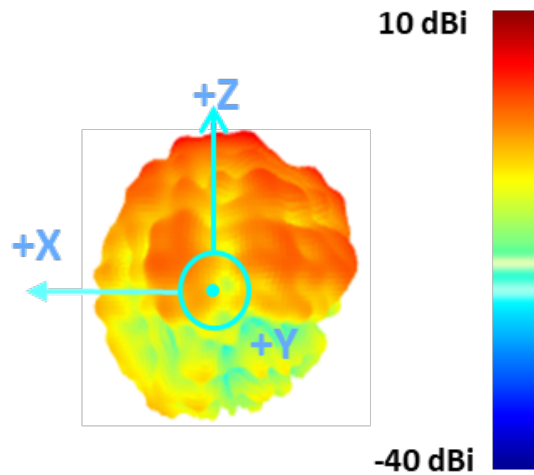
Max Antenna 3D Radiation Pattern 5725-5850 MHz

Frequency (MHz)	Peak Gain w/ Cable Loss (dBi)
5725-5850	5.6



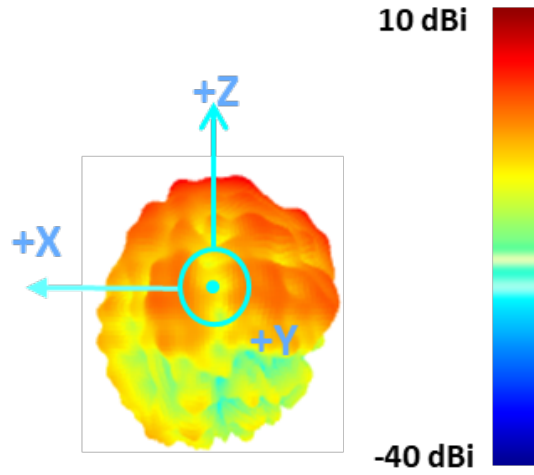
Max Antenna 3D Radiation Pattern 5850-5895 MHz

Frequency (MHz)	Peak Gain w/ Cable Loss (dBi)
5850-5895	5.9



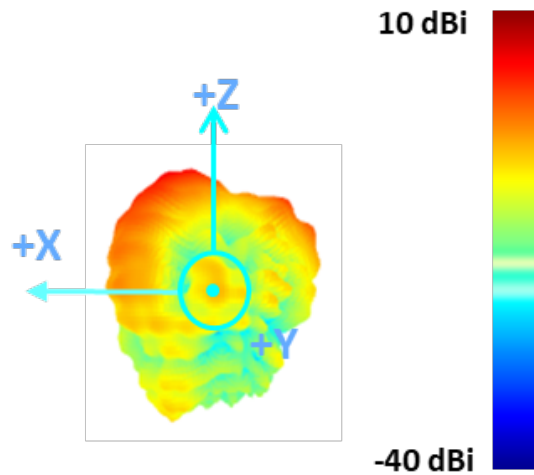
Max Antenna 3D Radiation Pattern 5925-6425 MHz

Frequency (MHz)	Peak Gain w/ Cable Loss (dBi)
5925-6425	5.9



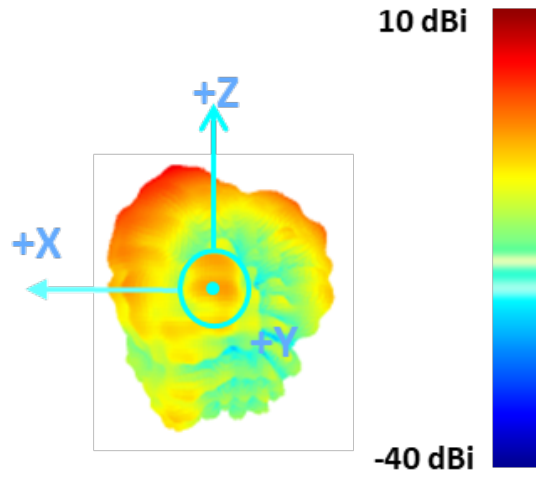
Max Antenna 3D Radiation Pattern 6425-6525 MHz

Frequency (MHz)	Peak Gain w/ Cable Loss (dBi)
6425-6525	5.2



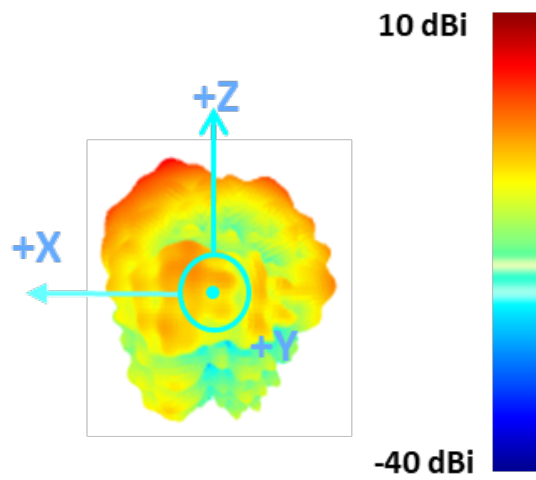
Max Antenna 3D Radiation Pattern 6525-6875 MHz

Frequency (MHz)	Peak Gain w/ Cable Loss (dBi)
6525-6875	6.5



Max Antenna 3D Radiation Pattern 6875-7125 MHz

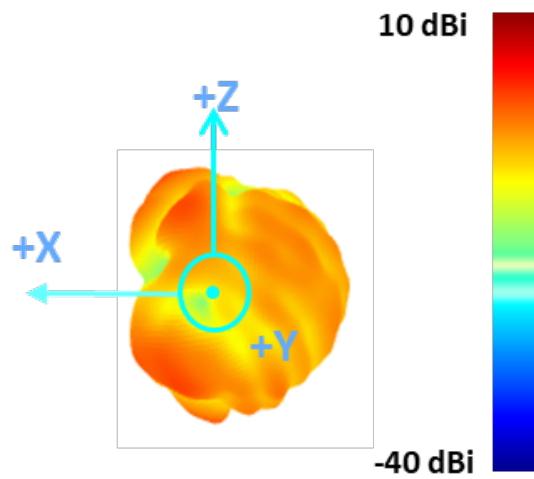
Frequency (MHz)	Peak Gain w/ Cable Loss (dBi)
6875-7125	6.4



Auxiliary Antenna

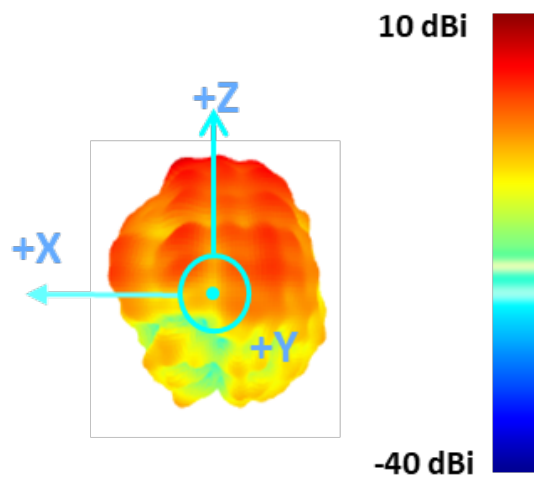
Max Antenna 3D Radiation Pattern 2400 – 2483.5 MHz

Frequency (MHz)	Peak Gain w/ Cable Loss (dBi)
2400-2483.5	2.1



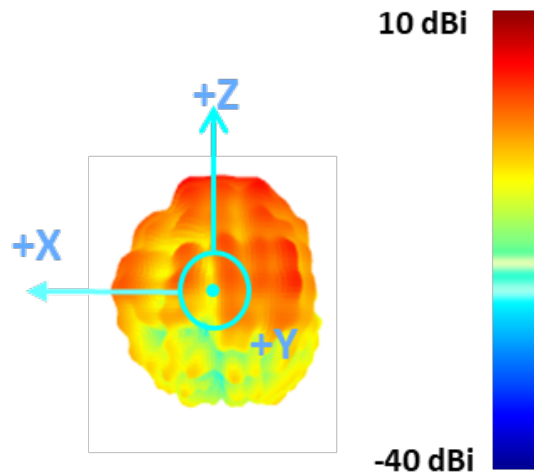
Max Antenna 3D Radiation Pattern 5150-5250 MHz

Frequency (MHz)	Peak Gain w/ Cable Loss (dBi)
5150-5250	5.9



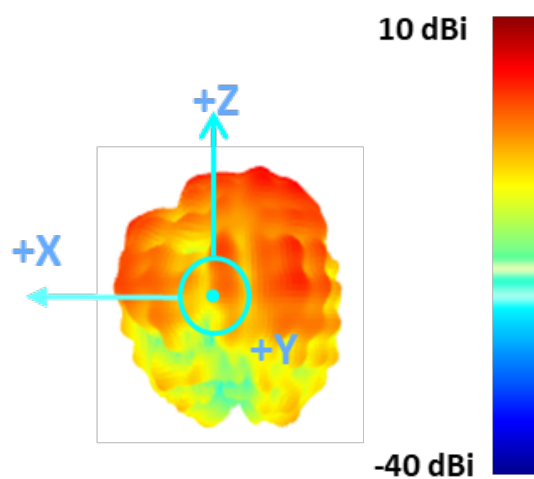
Max Antenna 3D Radiation Pattern 5250-5350 MHz

Frequency (MHz)	Peak Gain w/ Cable Loss (dBi)
5250-5350	5.1



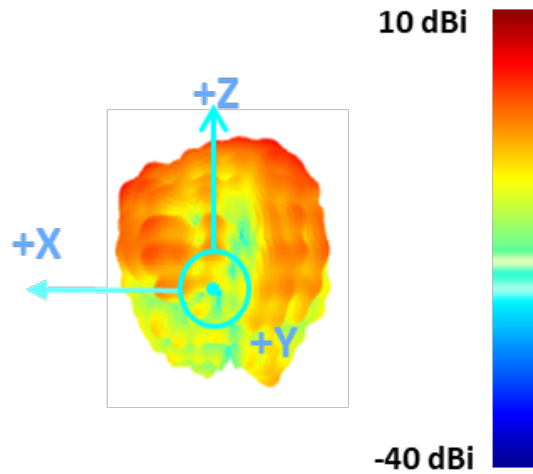
Max Antenna 3D Radiation Pattern 5470-5725 MHz

Frequency (MHz)	Peak Gain w/ Cable Loss (dBi)
5470-5725	5.9



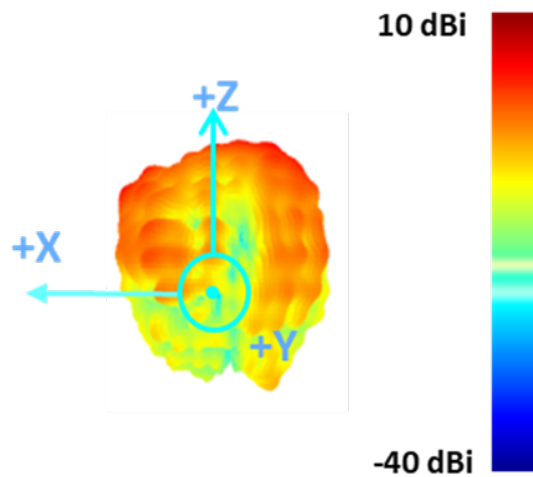
Max Antenna 3D Radiation Pattern 5725-5850 MHz

Frequency (MHz)	Peak Gain w/ Cable Loss (dBi)
5725-5850	6.4



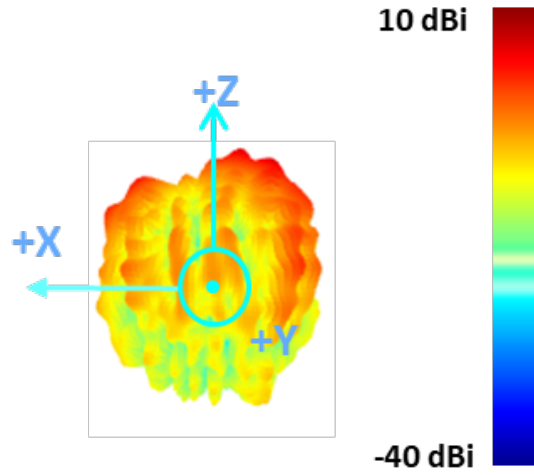
Max Antenna 3D Radiation Pattern 5850-5895 MHz

Frequency (MHz)	Peak Gain w/ Cable Loss (dBi)
5850-5895	6.4



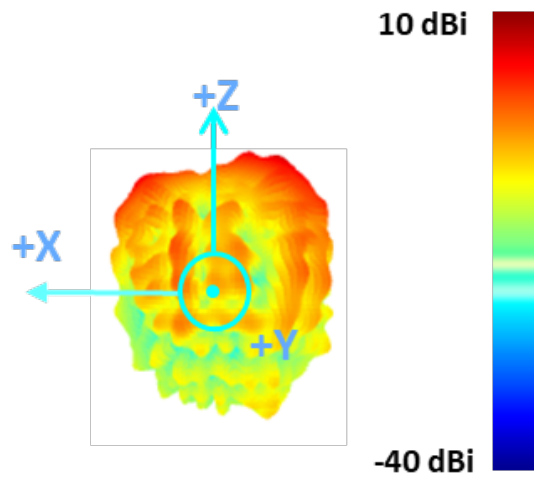
Max Antenna 3D Radiation Pattern 5925-6425 MHz

Frequency (MHz)	Peak Gain w/ Cable Loss (dBi)
5925-6425	7.5



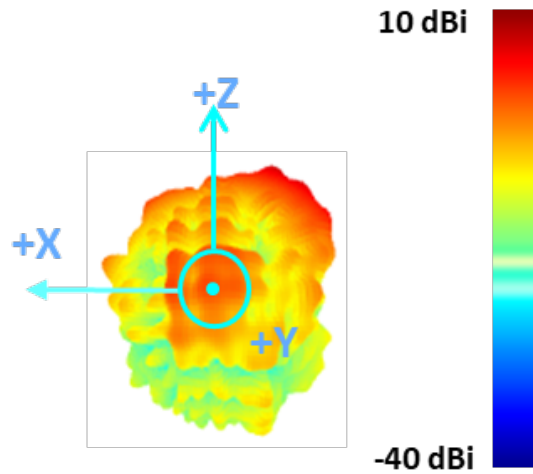
Max Antenna 3D Radiation Pattern 6425-6525 MHz

Frequency (MHz)	Peak Gain w/ Cable Loss (dBi)
6425-6525	7.5



Max Antenna 3D Radiation Pattern 6525-6875 MHz

Frequency (MHz)	Peak Gain w/ Cable Loss (dBi)
6525-6875	7.5



Max Antenna 3D Radiation Pattern 6875-7125 MHz

Frequency (MHz)	Peak Gain w/ Cable Loss (dBi)
6875-7125	7.2

