

APPENDIX B: VERIFICATION PLOTS

FCC ID: C3K1997	FCC URS (UNINTENTIONAL RADIATOR RF SOURCES) RF EXPOSURE EVALUATION	Approved by: Technical Manager
Apparatus/Device: Portable Computing Device		APPENDIX B: Page 1 of 4

cDASY6 Module WPT Measurement Report

Device under test

Model / Manufacturer:
SPEAG V-COIL50/400

Serial number:
1012

Dimensions:
125mm x 250mm x 35mm

Measurement scenario:
400kHz verification

Hardware setup

DASY version:
cDASY6 Module WPT, 1.2.0.8

Notebook version:
1.2.5

Probe model / serial number:
Single Probe with reference / WP000100

Scan setup

Type:
Static

Resolution:
X: 7.00 mm, Y: 7.00 mm, Z: 7.00 mm

Dimensions:
X: 112.00 mm, Y: 112.00 mm, Z: 56.00 mm

Completed on:
2022/07/21 18:25:53

Measurement results

Maximum H-field:
172.55 A/m (rms)

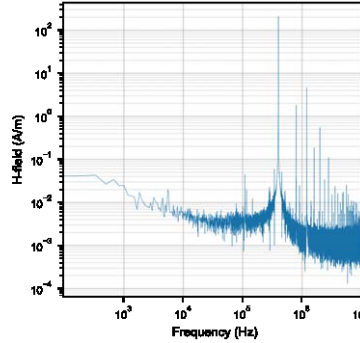
Location of maximum relative to DUT:
X: 0.00 m, Y: 0.00 m, Z: 7.00 mm

Maximum H-field (x, y, z):
142.88 A/m, 145.55 A/m, 243.59 A/m

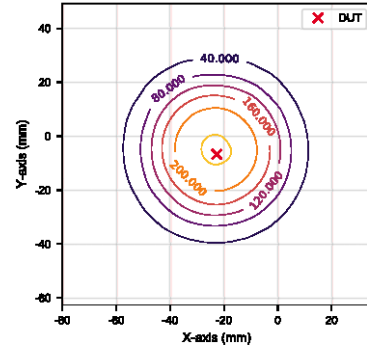
Peak frequency:
400.00 kHz (median)

Distance to -20.0 dB boundary:
39.60 mm

H-field magnitude at maximum



H-field magnitude at lowest plane



Induced quantities in the anatomical model (f = 400.00 kHz, $\sigma = 0.355$ S/m, reconstruction error = 8.6%)

Spacing (mm)	Peak Hinc (A/m, rms)	Peak Efld (V/m, rms)		Peak Jind (A/m ² , rms)		peSAR (mW/kg)		-20 dB radius (mm)
		Cube avg.	Line avg.	Surface avg.	1g avg.	10g avg.		
2.00	268	4.93	5.04	1.46	4.21	2.06	38.4	

Standard compliance evaluation

Spacing (mm)	ICNIRP 2020 (dB)			ICNIRP 1998 (dB)			IEEE 2019 (dB)			FCC 2020 (dB)			HC Code 8 (dB)		
	Peak Hinc (RL)	Peak Efld (BR)	peSAR (BR)	Peak Hinc (RL)	Peak Jind (BR)	peSAR (BR)	Peak Hinc (RL)	Peak Efld (BR)	peSAR (BR)	Peak Hinc (RL)	Peak Efld (BR)	peSAR (BR)	Peak Hinc (RL)	Peak Efld (BR)	peSAR (BR)
2.00	27.6	-20.6	-29.9	44.2	5.37	-29.9	10.2	-24.2	-29.9	44.6	-20.6	-25.8	44.2	-20.6	-25.8

Standard compliance evaluation (coverage factor-adjusted) (Coefficients: $w_{E1} = 3.0$, $w_{E2} = 2.0$, $w_J = 1.0$, $w_{SAR1g} = 1.0$, $w_{SAR10g} = 1.0$)

Spacing (mm)	ICNIRP 2020 (dB)			ICNIRP 1998 (dB)			IEEE 2019 (dB)			FCC 2020 (dB)			HC Code 8 (dB)		
	Peak Efld (BR)	peSAR (BR)	Peak Jind (BR)	Peak Efld (BR)	peSAR (BR)	Peak Efld (BR)	peSAR (BR)	Peak Efld (BR)	peSAR (BR)	Peak Efld (BR)	peSAR (BR)	Peak Efld (BR)	peSAR (BR)		
2.00	-13.4	-31.0	3.07	-31.0	-31.0	-20.5	-31.0	-13.4	-26.9	-13.4	-26.9	-13.4	-26.9		

Document generated at 2022/07/21 18:36:27, Sim4Life version: 6.2.0.4280

FCC ID: C3K1997	FCC URS (UNINTENTIONAL RADIATOR RF SOURCES) RF EXPOSURE EVALUATION	Approved by: Technical Manager
Apparatus/Device: Portable Computing Device		APPENDIX B: Page 2 of 4

ELEMENT

DUT: Dipole 5800.0 MHz; Type: D5GHzV2 - SN1057

Communication System: UID: 0, CW; Frequency: 5800.0 MHz
Medium: 5200-5800 Body; Medium parameters used:
f = 5800.0 MHz; cond = 6.22 S/m; perm = 46.2; density = 1000 kg/m³
Phantom Section: Flat; Space: 10 mm

Test Date: 07/13/2022; Ambient Temp: 21.1⁰C; Tissue Temp: 21.5⁰C

Probe: EX3DV4 - SN7551; ConvF:(4.04,4.04,4.04); Calibrated: 2021-10-26
Sensor-Surface: 1.4mm (VMS + 6p)
Electronics: DAE4 Sn1449; Calibrated: 2021-09-15
Phantom: Twin-SAM V8.0 (Left); Serial: 1964
Measurement SW: DASY Module SAR V16.0.2.136

5800 MHz System Verification at 17 dBm (50 mW)

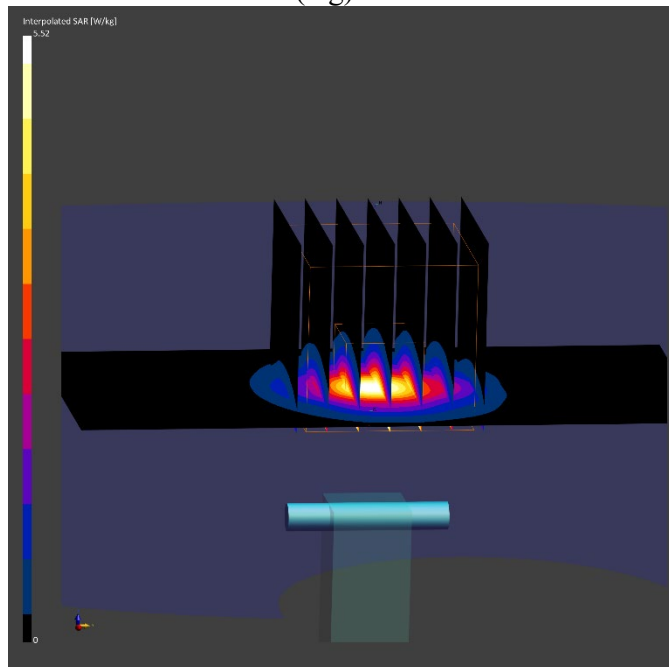
Area Scan (40.0 x 80.0): Measurement grid: dx=10.0 mm, dy=10.0 mm

Zoom Scan (22.0 x 22.0 x 22.0): Measurement grid: dx=4.0 mm, dy=4.0 mm, dz=1.4 mm; Graded Ratio: 1.4

Peak SAR (extrapolated) = 15.4 W/kg

SAR(1 g) = 3.68 W/kg; SAR(10 g) = 1.03 W/kg

Deviation (1 g) = -1.60%



FCC ID: C3K1997	FCC URS (UNINTENTIONAL RADIATOR RF SOURCES) RF EXPOSURE EVALUATION	Approved by: Technical Manager
Apparatus/Device: Portable Computing Device		APPENDIX B: Page 3 of 4

ELEMENT

10 GHz System Verification

Date: 07/11/2022

DUT	Serial Number
10 GHz Verification Source	1004

Exposure Conditions

Phantom Section	Position	Test Distance [mm]	Band	Frequency [MHz]
5G	FRONT	10.00	Validation band	10000.0

Hardware Setup

Probe, Calibration Date	DAE, Calibration Date
EUmmWV3 - SN9407 F1-55GHz, 2021-12-13	DAE4ip Sn1639, 2022-01-21

Software Setup

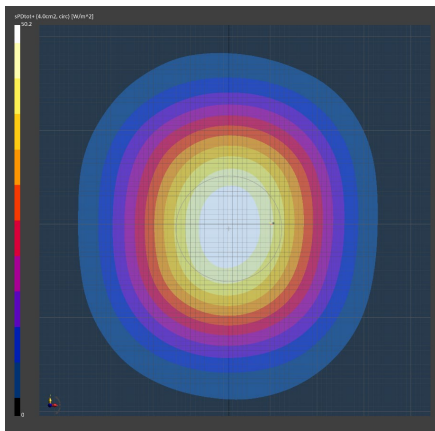
Software	Software Version
cDasy6 Module mmWave	3.0.0.841

Scans Setup

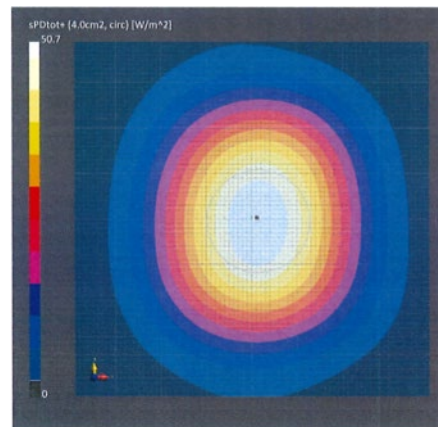
Scan Type	5G Scan
Grid Extents [mm]	120.0 x 120.0
Grid Steps [lambda]	0.25 x 0.25
Sensor Surface [mm]	10.0

Measurement Results

Scan Type	5G Scan
Avg. Area [cm²]	4.00
pS_{tot} avg [W/m²]	50.2
pS_n avg [W/m²]	50.0
E_{peak} [V/m]	145
Deviation [dB]	-0.04



10GHz System Verification



Calibration Certificate

FCC ID: C3K1997	FCC URS (UNINTENTIONAL RADIATOR RF SOURCES) RF EXPOSURE EVALUATION	Approved by: Technical Manager
Apparatus/Device: Portable Computing Device		APPENDIX B: Page 4 of 4