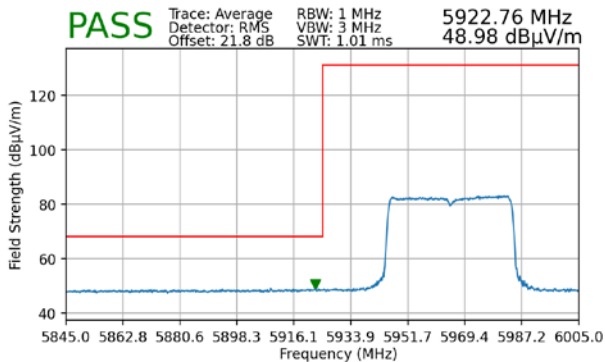


7.7.17 MIMO Radiated Band Edge Measurements (40MHz BW – Full Tone)

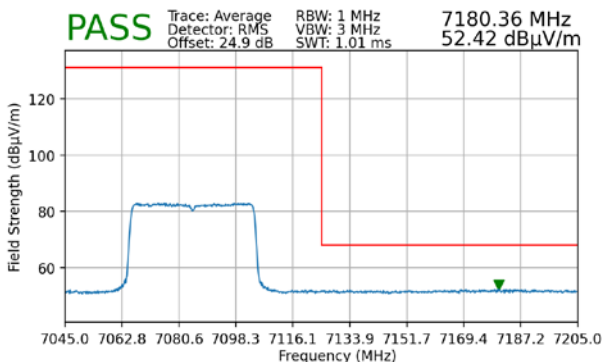
§15.407(b.5) §15.205 §15.209

Worst Case Mode:	802.11ax
Worst Case Transfer Rate:	MCS0
RU Index	65
Distance of Measurements:	3 Meters
Operating Frequency:	5965MHz
Channel:	3



Plot 7-1047. Radiated Lower Band Edge Plot MIMO (Average – UNII Band 5)

Worst Case Mode:	802.11ax
Worst Case Transfer Rate:	MCS0
RU Index	65
Distance of Measurements:	3 Meters
Operating Frequency:	7085MHz
Channel:	227



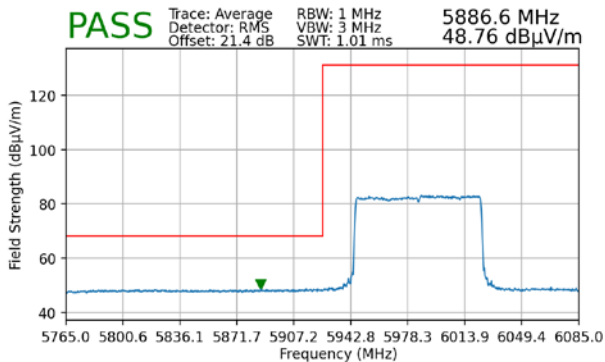
Plot 7-1048. Radiated Upper Band Edge Plot MIMO (Average – UNII Band 8)

FCC ID: C3K1997	MEASUREMENT REPORT (CERTIFICATION)		Approved by: Technical Manager
Test Report S/N: 1M2204040049-18-R2.C3K	Test Dates: 3/14/2022 – 8/18/2022	EUT Type: Portable Computing Device	Page 623 of 630

7.7.18 MIMO Radiated Band Edge Measurements (80MHz BW Full Tone)

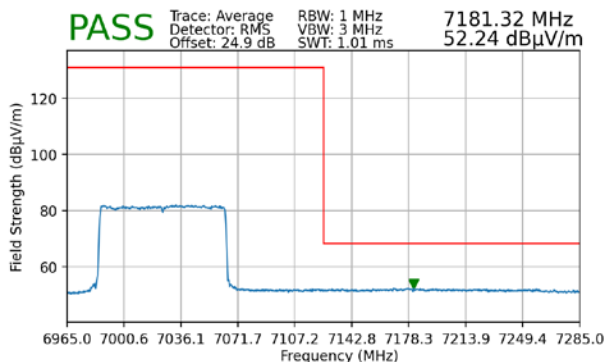
§15.407(b.5) §15.205 §15.209

Worst Case Mode:	802.11ax
Worst Case Transfer Rate:	MCS0
RU Index	67
Distance of Measurements:	3 Meters
Operating Frequency:	5985MHz
Channel:	7



Plot 7-1049. Radiated Lower Band Edge Plot MIMO (Average – UNII Band 5)

Worst Case Mode:	802.11ax
Worst Case Transfer Rate:	MCS0
RU Index	67
Distance of Measurements:	3 Meters
Operating Frequency:	7025MHz
Channel:	215



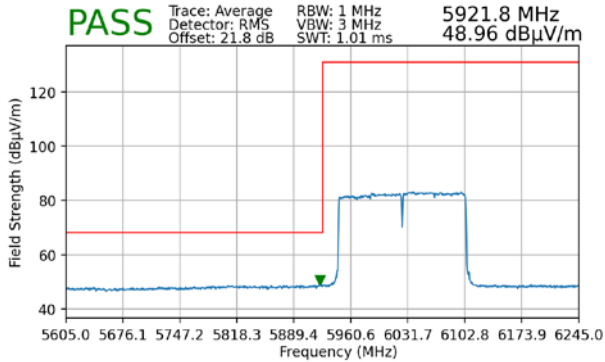
Plot 7-1050. Radiated Upper Band Edge Plot MIMO (Average – UNII Band 8)

FCC ID: C3K1997	MEASUREMENT REPORT (CERTIFICATION)		Approved by: Technical Manager
Test Report S/N: 1M2204040049-18-R2.C3K	Test Dates: 3/14/2022 – 8/18/2022	EUT Type: Portable Computing Device	Page 624 of 630



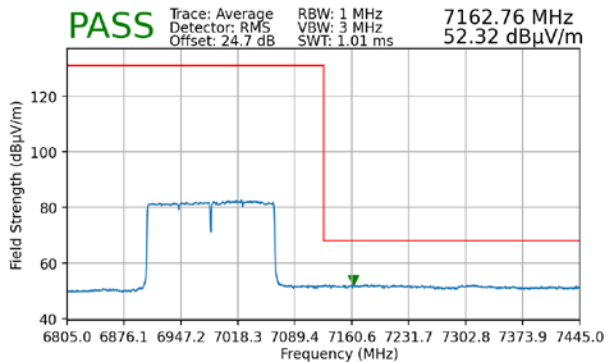
7.7.19 MIMO Radiated Band Edge Measurements (160MHz BW Full Tone)
§15.407(b.5) §15.205 §15.209

Worst Case Mode: 1602.11ax
 Worst Case Transfer Rate: MCS0
 RU Index: 67
 Distance of Measurements: 3 Meters
 Operating Frequency: 6025 MHz
 Channel: 15



Plot 7-1051. Radiated Lower Band Edge Plot MIMO (Average – UNII Band 5)

Worst Case Mode: 1602.11ax
 Worst Case Transfer Rate: MCS0
 RU Index: 67
 Distance of Measurements: 3 Meters
 Operating Frequency: 6985 MHz
 Channel: 207



Plot 7-1052. Radiated Upper Band Edge Plot MIMO (Average – UNII Band 8)

FCC ID: C3K1997	MEASUREMENT REPORT (CERTIFICATION)		Approved by: Technical Manager
Test Report S/N: 1M2204040049-18-R2.C3K	Test Dates: 3/14/2022 – 8/18/2022	EUT Type: Portable Computing Device	Page 625 of 630

7.8 Radiated Spurious Emissions Measurements – Below 1GHz

§15.209

Test Overview and Limit

All out of band radiated spurious emissions are measured with a spectrum analyzer connected to a receive antenna while the EUT is operating at its maximum duty cycle, at maximum power, and at the appropriate frequencies. All data rates and modes were investigated for radiated spurious emissions. Only the radiated emissions of the configuration that produced the worst case emissions are reported in this section.

All out of band emissions appearing in a restricted band as specified in Section 15.205 of the Title 47 CFR must not exceed the limits shown in Table 7-150 per Section 15.209.

Frequency	Field Strength [$\mu\text{V/m}$]	Measured Distance [Meters]
0.009 – 0.490 MHz	2400/F (kHz)	300
0.490 – 1.705 MHz	24000/F (kHz)	30
1.705 – 30.00 MHz	30	30
30.00 – 88.00 MHz	100	3
88.00 – 216.0 MHz	150	3
216.0 – 960.0 MHz	200	3
Above 960.0 MHz	500	3

Table 7-150. Radiated Limits

Test Procedures Used

ANSI C63.10-2013

Test Settings

Quasi-Peak Field Strength Measurements

1. Analyzer center frequency was set to the frequency of the radiated spurious emission of interest
2. RBW = 120kHz (for emissions from 30MHz – 1GHz)
3. Detector = quasi-peak
4. Sweep time = auto couple
5. Trace mode = max hold
6. Trace was allowed to stabilize

FCC ID: C3K1997	MEASUREMENT REPORT (CERTIFICATION)		Approved by: Technical Manager
Test Report S/N: 1M2204040049-18-R2.C3K	Test Dates: 3/14/2022 – 8/18/2022	EUT Type: Portable Computing Device	Page 626 of 630

Test Setup

The EUT and measurement equipment were set up as shown in the diagrams below.

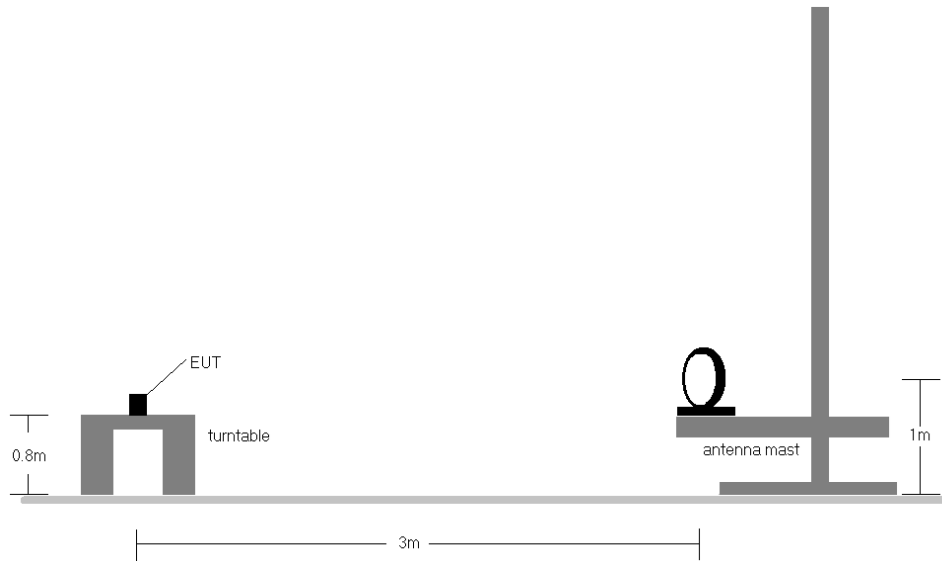


Figure 7-7. Radiated Test Setup < 30MHz

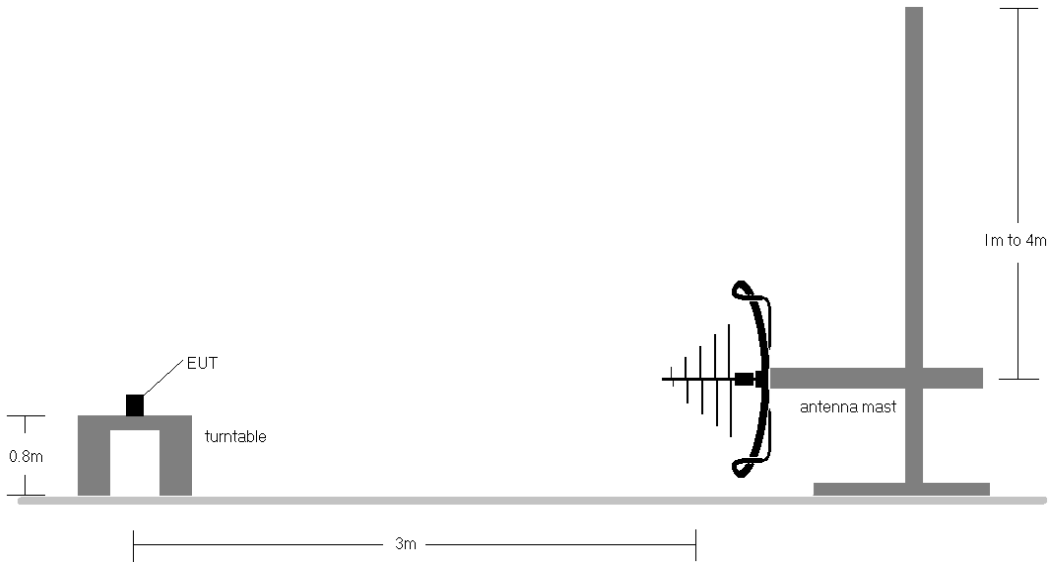


Figure 7-8. Radiated Test Setup < 1GHz

FCC ID: C3K1997	MEASUREMENT REPORT (CERTIFICATION)		Approved by: Technical Manager
Test Report S/N: 1M2204040049-18-R2.C3K	Test Dates: 3/14/2022 – 8/18/2022	EUT Type: Portable Computing Device	Page 627 of 630

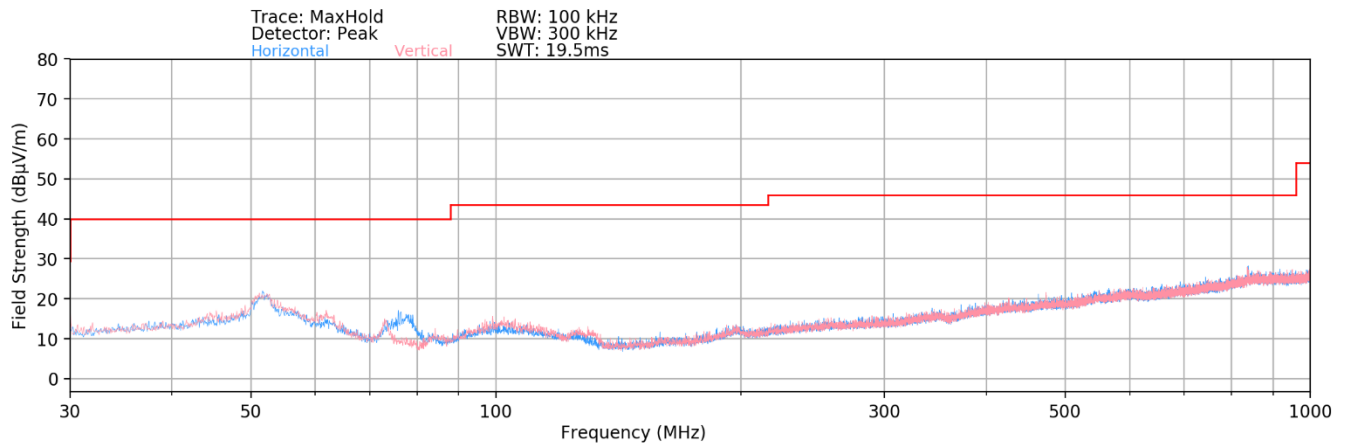
Test Notes

1. All emissions lying in restricted bands specified in §15.205 are below the limit shown in Table 7-150.
2. The broadband receive antenna is manipulated through vertical and horizontal polarizations during the tests. The EUT is manipulated through three orthogonal planes.
3. This unit was tested with its standard battery.
4. The spectrum is investigated using a peak detector and final measurements are recorded using CISPR quasi peak detector. The worst-case emissions are reported however emissions whose levels were not within 20dB of the respective limits were not reported.
5. Emissions were measured at a 3 meter test distance.
6. Emissions are investigated while operating on the center channel of the mode, band, and modulation that produced the worst case results during the transmitter spurious emissions testing.
7. No spurious emissions were detected within 20dB of the limit below 30MHz.
8. The results recorded using the broadband antenna is known to correlate with the results obtained by using a tuned dipole with an acceptable degree of accuracy. The VSWR for the measurement antenna was found to be less than 2:1.
9. The wide spectrum spurious emissions plots shown on the following pages are used only for the purpose of emission identification. There were no emissions detected in the 30MHz – 1GHz frequency range, as shown in the subsequent plots.

FCC ID: C3K1997	MEASUREMENT REPORT (CERTIFICATION)		Approved by: Technical Manager
Test Report S/N: 1M2204040049-18-R2.C3K	Test Dates: 3/14/2022 – 8/18/2022	EUT Type: Portable Computing Device	Page 628 of 630

Radiated Spurious Emissions Measurements (Below 1GHz)

§15.209



Plot 7-1053. Radiated Spurious Plot below 1GHz

Frequency [MHz]	Detector	Ant. Pol. [H/V]	Antenna Height [cm]	Turntable Azimuth [degree]	Analyzer Level [dBm]	AFCL [dB/m]	Field Strength [dBµV/m]	Limit [dBµV/m]	Margin [dB]
42.11	Quasi-Peak	V	-	-	-96.35	26.09	36.74	40.00	-3.26

Table 7-151. Radiated Spurious Data below 1GHz

FCC ID: C3K1997	MEASUREMENT REPORT (CERTIFICATION)		Approved by: Technical Manager
Test Report S/N: 1M2204040049-18-R2.C3K	Test Dates: 3/14/2022 – 8/18/2022	EUT Type: Portable Computing Device	Page 629 of 630

8.0 CONCLUSION

The data collected relate only the item(s) tested and show that the **Microsoft Corporation Portable Computing Device FCC ID: C3K1997** is in compliance with Part 15 Subpart E (15.407) of the FCC Rules for operation as a client device.

FCC ID: C3K1997	MEASUREMENT REPORT (CERTIFICATION)		Approved by: Technical Manager
Test Report S/N: 1M2204040049-18-R2.C3K	Test Dates: 3/14/2022 – 8/18/2022	EUT Type: Portable Computing Device	Page 630 of 630