

APPENDIX K: DUT ANTENNA DIAGRAM & SAR TEST SETUP PHOTOGRAPHS

FCC ID: C3K1997	SAR EVALUATION REPORT	Approved by: Technical Manager
DUT Type: Portable Computing Device		APPENDIX K: Page 1 of 15

Note: Exact antenna dimensions and separation distances are shown in the Technical Descriptions in the FCC Filing.

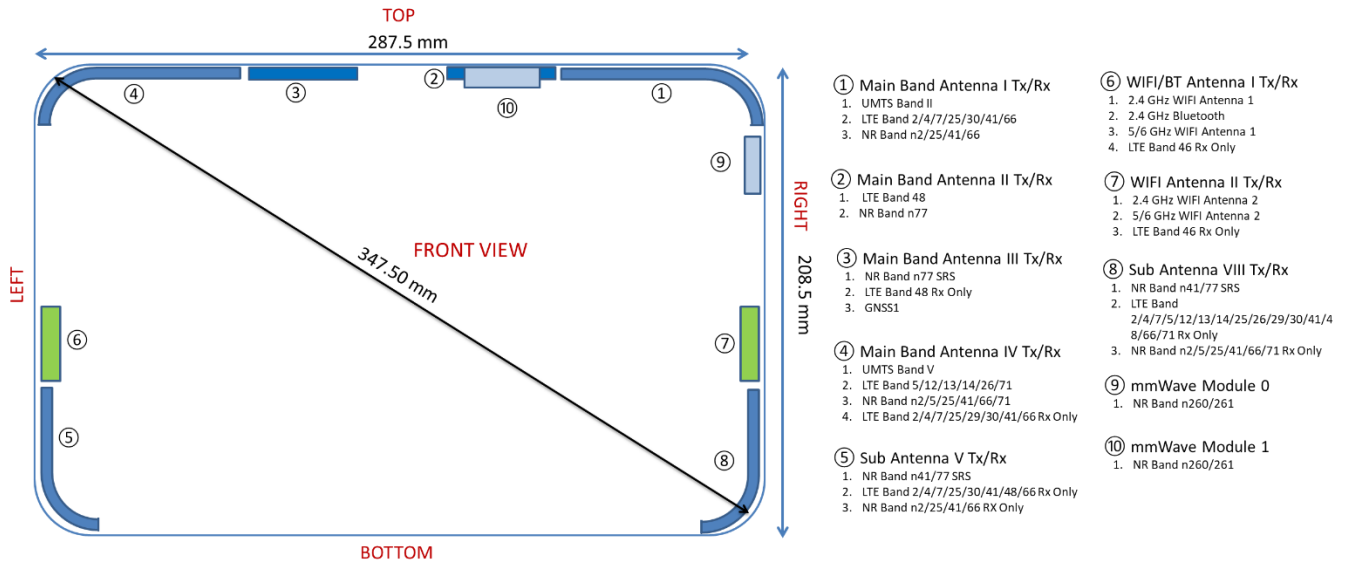




Figure K-1
DUT Antenna Locations

FCC ID: C3K1997	SAR EVALUATION REPORT	Approved by: Technical Manager
DUT Type: Portable Computing Device		APPENDIX K: Page 2 of 15




SAR Test Setup Photo 1 – Tablet, Back Side at 0 mm – Antenna 1 & 2




SAR Test Setup Photo 2 – Tablet, Back Side at 0mm – Antenna 3 & 4

FCC ID: C3K1997	SAR EVALUATION REPORT	Approved by: Technical Manager
DUT Type: Portable Computing Device		APPENDIX K: Page 3 of 15



SAR Test Setup Photo 3 – Tablet with keyboard accessory, Back Side at 0mm – Antenna 4




SAR Test Setup Photo 4 – Tablet, Back Side at 0mm – Antenna 5

FCC ID: C3K1997	SAR EVALUATION REPORT	Approved by: Technical Manager
DUT Type: Portable Computing Device		APPENDIX K: Page 4 of 15




SAR Test Setup Photo 5 – Tablet, Back Side at 0mm – Antenna 6



SAR Test Setup Photo 6 – Tablet, Back Side at 0mm – Antenna 7

FCC ID: C3K1997	SAR EVALUATION REPORT	Approved by: Technical Manager
DUT Type: Portable Computing Device		APPENDIX K: Page 5 of 15



SAR Test Setup Photo 7 – Tablet, Back Side at 0mm – Antenna 8




SAR Test Setup Photo 8 – Tablet, Top Edge at 0 mm – Antenna 1 & 2

FCC ID: C3K1997	SAR EVALUATION REPORT	Approved by: Technical Manager
DUT Type: Portable Computing Device		APPENDIX K: Page 6 of 15




SAR Test Setup Photo 9 – Tablet with keyboard accessory, Top Edge at 0 mm – Antenna 1 & 2



SAR Test Setup Photo 10 – Tablet, Top Edge at 0mm – Antenna 3 & 4

FCC ID: C3K1997	SAR EVALUATION REPORT	Approved by: Technical Manager
DUT Type: Portable Computing Device		APPENDIX K: Page 7 of 15



SAR Test Setup Photo 11 – Tablet with keyboard accessory, Top Edge at 0mm – Antenna 3 & 4




SAR Test Setup Photo 12 – Tablet, Top Edge at 0mm – Antenna 5 & 6

FCC ID: C3K1997	SAR EVALUATION REPORT	Approved by: Technical Manager
DUT Type: Portable Computing Device		APPENDIX K: Page 8 of 15



SAR Test Setup Photo 13 – Tablet, Top Edge at 0mm – Antenna 7 & 8



SAR Test Setup Photo 14 – Tablet, Bottom Edge at 0 mm – Antenna 1 & 2

FCC ID: C3K1997	SAR EVALUATION REPORT	Approved by: Technical Manager
DUT Type: Portable Computing Device		APPENDIX K: Page 9 of 15




SAR Test Setup Photo 15 – Tablet, Bottom Edge at 0mm – Antenna 3 & 4



SAR Test Setup Photo 16 – Tablet, Bottom Edge at 0mm – Antenna 5 & 6

FCC ID: C3K1997	SAR EVALUATION REPORT	Approved by: Technical Manager
DUT Type: Portable Computing Device		APPENDIX K: Page 10 of 15



SAR Test Setup Photo 17 – Tablet, Bottom Edge at 0mm – Antenna 7 & 8



SAR Test Setup Photo 18 – Laptop, Bottom Edge at 0 mm – Antenna 1 & 2

FCC ID: C3K1997	SAR EVALUATION REPORT	Approved by: Technical Manager
DUT Type: Portable Computing Device		APPENDIX K: Page 11 of 15



SAR Test Setup Photo 19 – Laptop, Bottom Edge at 0mm – Antenna 3 & 4



SAR Test Setup Photo 20 – Laptop, Bottom Edge at 0mm – Antenna 5 & 6

FCC ID: C3K1997	SAR EVALUATION REPORT	Approved by: Technical Manager
DUT Type: Portable Computing Device		APPENDIX K: Page 12 of 15



SAR Test Setup Photo 21 – Laptop, Bottom Edge at 0mm – Antenna 7 & 8



SAR Test Setup Photo 22 – Tablet, Right Edge at 0 mm – All Antennas

FCC ID: C3K1997	SAR EVALUATION REPORT	Approved by: Technical Manager
DUT Type: Portable Computing Device		APPENDIX K: Page 13 of 15




SAR Test Setup Photo 23 – Tablet with keyboard accessory, Right Edge at 0 mm – All Antennas



SAR Test Setup Photo 24 – Tablet, Left Edge at 0mm – All Antennas

FCC ID: C3K1997	SAR EVALUATION REPORT	Approved by: Technical Manager
DUT Type: Portable Computing Device		APPENDIX K: Page 14 of 15



SAR Test Setup Photo 25 – Tablet with keyboard accessory, Left Edge at 0 mm – All Antennas

FCC ID: C3K1997	SAR EVALUATION REPORT	Approved by: Technical Manager
DUT Type: Portable Computing Device		APPENDIX K: Page 15 of 15