



SAR Test Report

<Photographs of EUT>



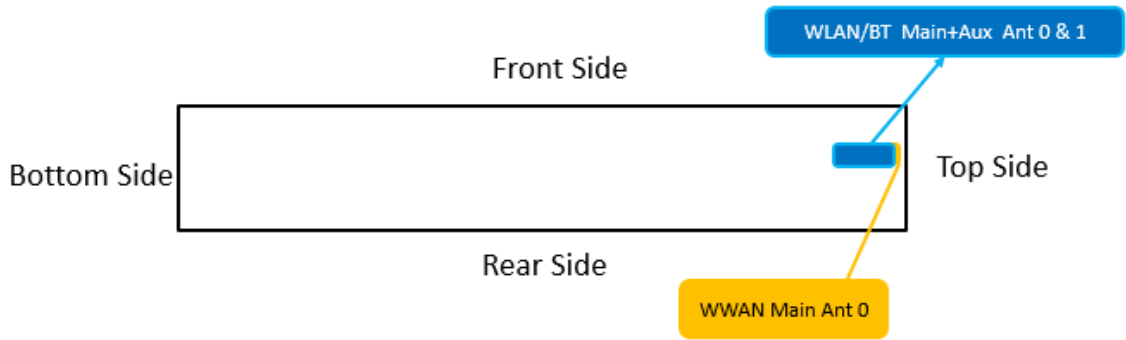
SAR Test Report

<Antenna Location>



The separation distance for antenna to edge:

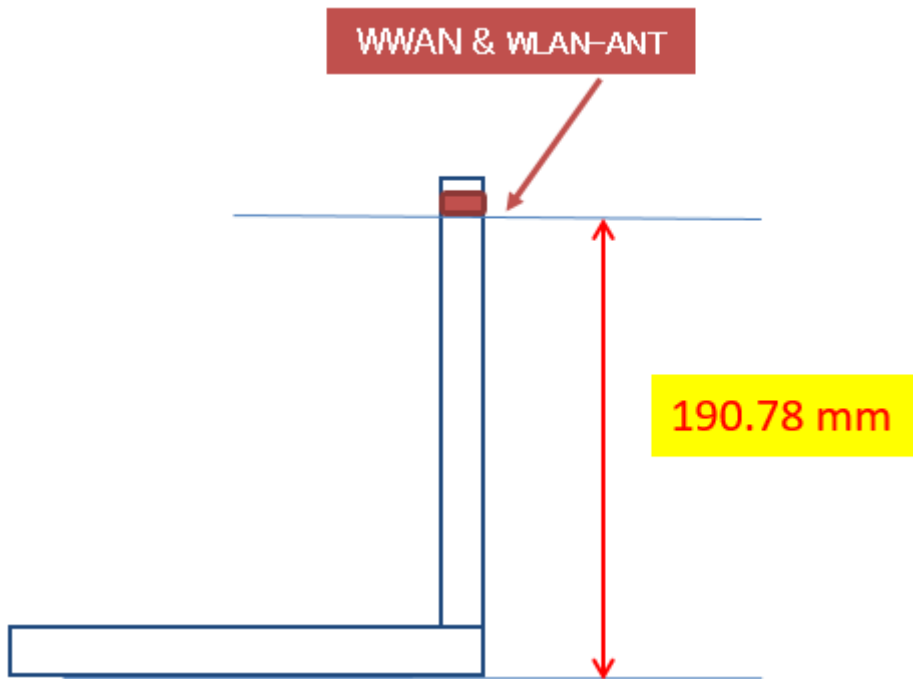
Antenna	To Top Side (mm)	To Bottom Side (mm)	To Left Side (mm)	To Right Side (mm)
WWAN Main Ant 0	1.47	190.78	208.7	11.14
WLAN Main Ant 0	3.56	190.78	96.02	180.1
WLAN/BT Aux Ant 1	2.96	190.78	183.03	96.97



<EUT Right Side View>

The separation distance for antenna to edge:

Antenna	To Rear Side (mm)
WWAN Main Ant 0	7.79
WLAN Main Ant 0	7.79
WLAN/BT Aux Ant 1	7.79




<EUT Right Side View>

The separation distance for antenna to edge:

Antenna	To Bottom (mm)
WWAN & WLAN Ant	190.78

<Photographs of SAR Setup>

<Tablet>




SAR Test Report




Body - Rear Face of EUT at 20 mm



Body - Rear Face of EUT at 0 mm w/ Keyboard



Body - Right Side of EUT at 2 mm



Body - Right Side of EUT at 2 mm w/ Keyboard



Body - Top Side of EUT at 20 mm



Body - Top Side of EUT at 20 mm w/ Keyboard

SAR Test Report

<Laptop>



Body - Right Side of Pannel of EUT at 25 mm



Body - Back of Panne of EUT at 25 mm



Body - Top Side of Pannel of EUT at 25 mm



Body - Bottom Side of EUT at 0 mm