



RADIO TEST SETUP PHOTOS

For

MODEL NO.:1962

FCC ID: C3K1962

IC ID: 3048A-1962

Test Report No. R-TR5733-FCCISED-TS-1

Issue Date: May 26, 2021

FCC CFR47 Part 15 Subpart C
Innovation, Science and Economic Development
Canada RSS-247 Issue 2

Prepared by

Microsoft EMC Laboratory

17760 NE 67th Ct,

Redmond WA, 98052, U.S.A.

425-421-8641

dasalina@microsoft.com



TESTING CERT #3472.01

1. Test Setup Pictures




Figure 1 Radiated Spurious Emissions Test Setup (9k-30MHz)



Figure 2 Radiated Spurious Emissions Test Setup (30M-1GHz)




Figure 3 Radiated Spurious Emissions Test Setup (1-18GHz)




Figure 4 Radiated Spurious Emissions Test Setup (18-26.5GHz)




Figure 5 Conducted Test Setup




Figure 7 AC Line Conducted Emissions Test Setup - Charger Rear




Figure 8 AC Line Conducted Emissions Test Setup - Keyboard Charger Front

End of Report