

SAR Test Report


<Photographs of EUT>

Tablet Mode



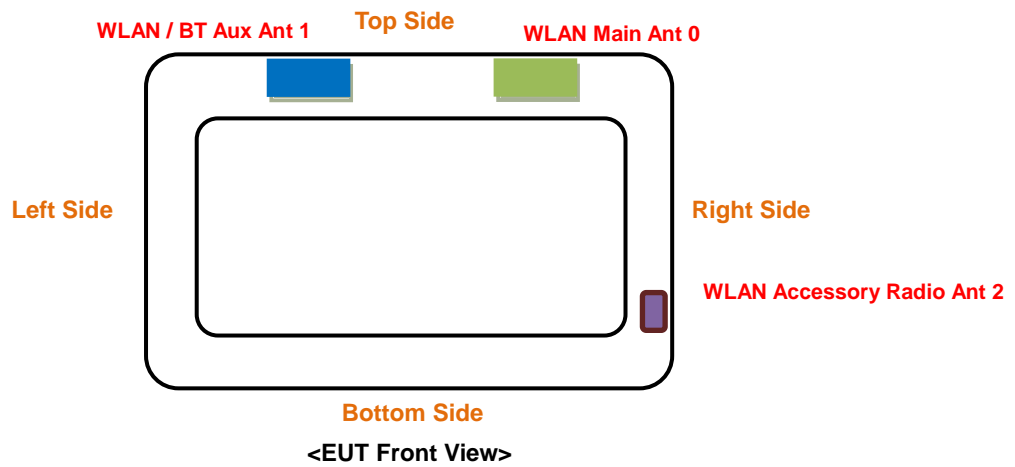
SAR Test Report

NB Mode



SAR Test Report

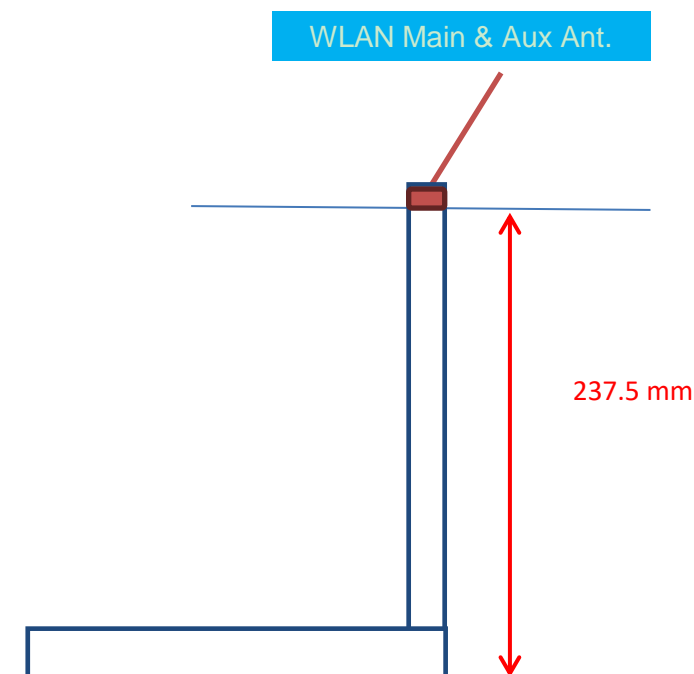
Tablet Mode



The separation distance for antenna to edge:

Antenna	To Top Side (mm)	To Bottom Side (mm)	To Left Side (mm)	To Right Side (mm)
WLAN Main Ant.0	1.04	237.5	241.54	56.53
WLAN / BT Aux Ant.1	1.04	237.5	81.53	213.54
WLAN Accessory Radio Ant.2	167.38	31.6	334.24	1.6

NB Mode



SAR Test Report

<Photographs of SAR Setup>


Tablet Mode



Body - Rear Face of EUT at 0 mm



Body - Right Side of EUT at 0 mm w/o Keyboard



Body - Right Side of EUT at 0 mm w/ Keyboard



Body - Top Side of EUT at 0 mm w/o Keyboard



Body - Top Side of EUT at 0 mm w/ Keyboard




Body - Bottom Side of EUT at 0 mm

SAR Test Report

NB Mode



Body – Back of Panel of EUT at 25 mm



Body - Right of Panel of EUT at 25 mm



Body - Top of Panel of EUT at 25 mm

