



# SAR Test Report

## <Photographs of EUT>

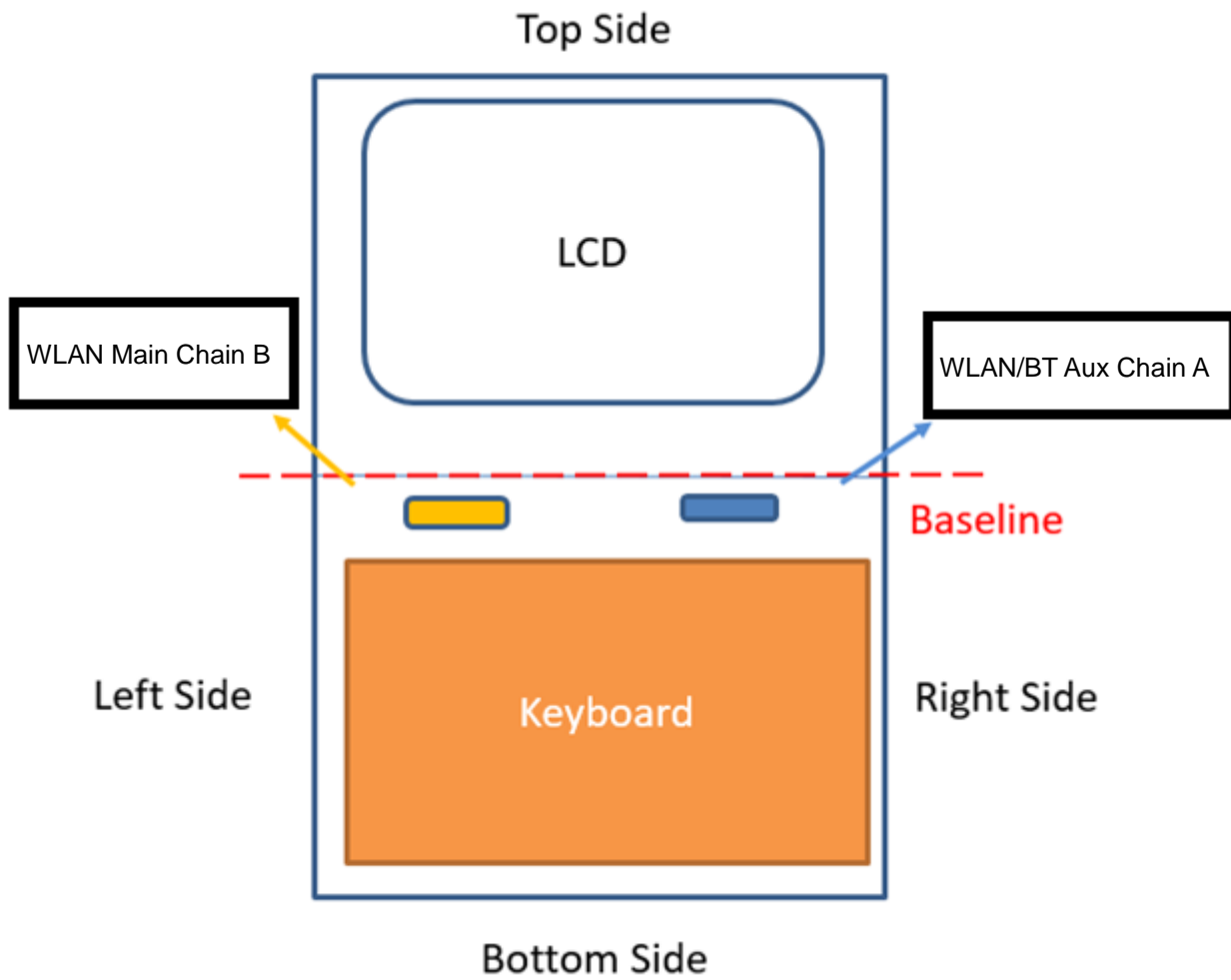


# SAR Test Report

Model: 1951 (Config. 2)



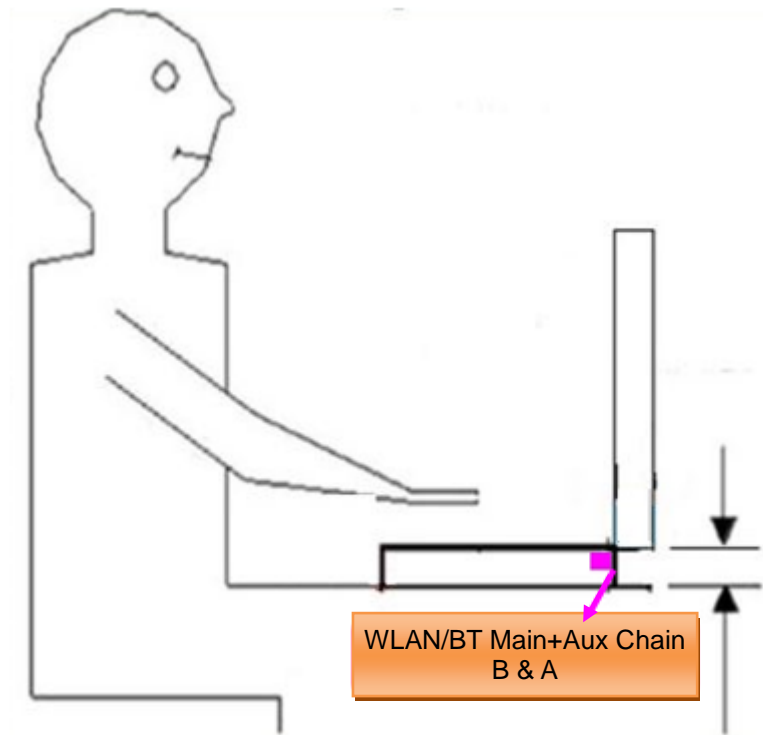
**<Antenna Location>**



**<EUT Front View>**

The separation distance for antenna to edge:

Antenna	To Baseline (mm)	To Bottom Side (mm)	To Left Side (mm)	To Right Side (mm)
WLAN Main Chain B	6.94	210	57.56	222.2
WLAN/BT Aux Chain A	6.89	210.31	220.6	61.05



<EUT Right Side View>

The separation distance for antenna to edge:

Antenna	To Rear Face (mm)
WLAN Main Chain B	10.997
WLAN/BT Aux Chain A	10.997

<Photographs of SAR Setup>



Fig-4.1 Bottom of EUT with 0 mm Gap\_Config. 1



Fig-4.2 Bottom of EUT with 0 mm Gap\_Config. 2