

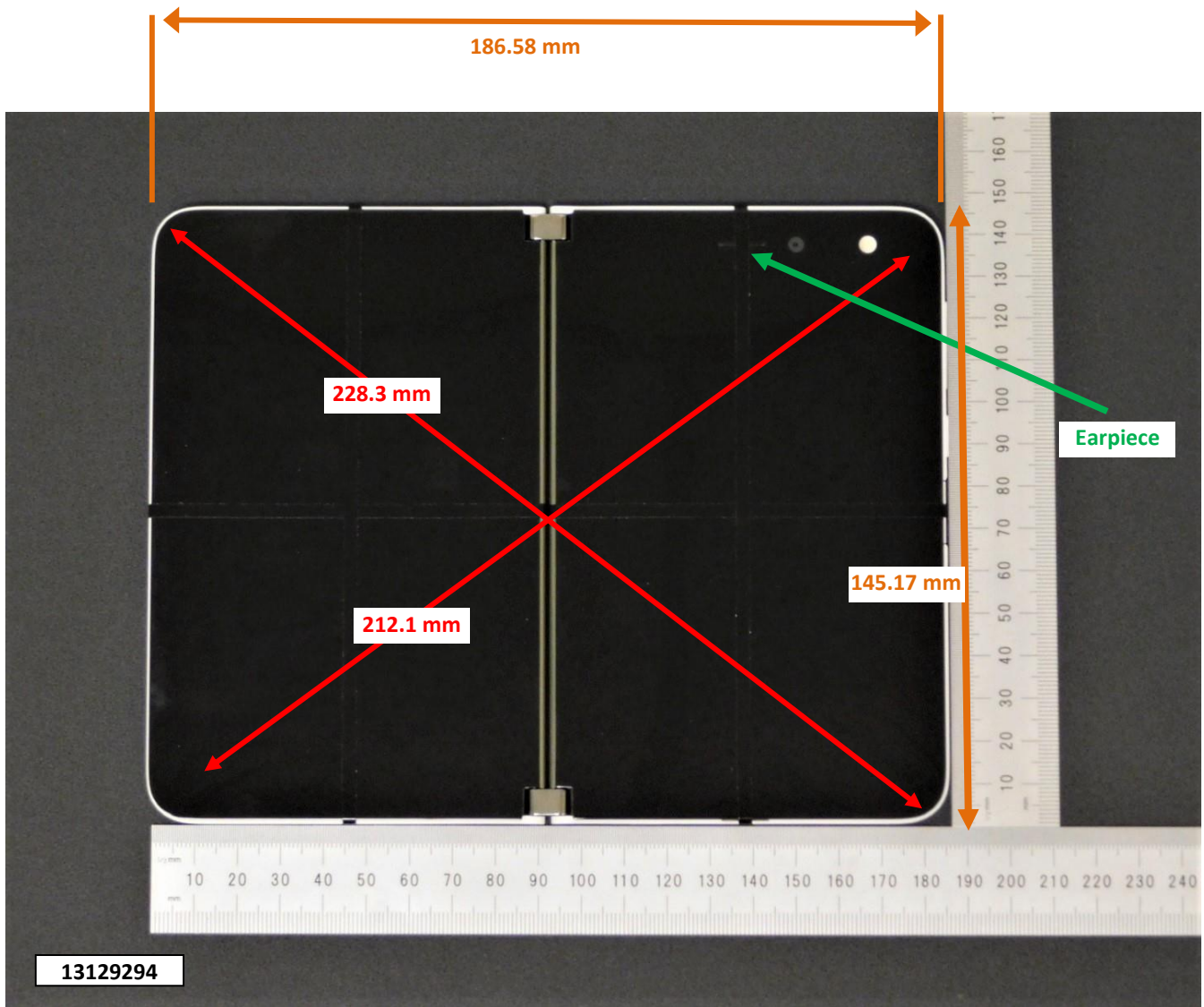
DUT and SAR Set-up Photos

The DUT is a foldable device that has the dimensions of a phablet or tablet depending on the angle orientation.

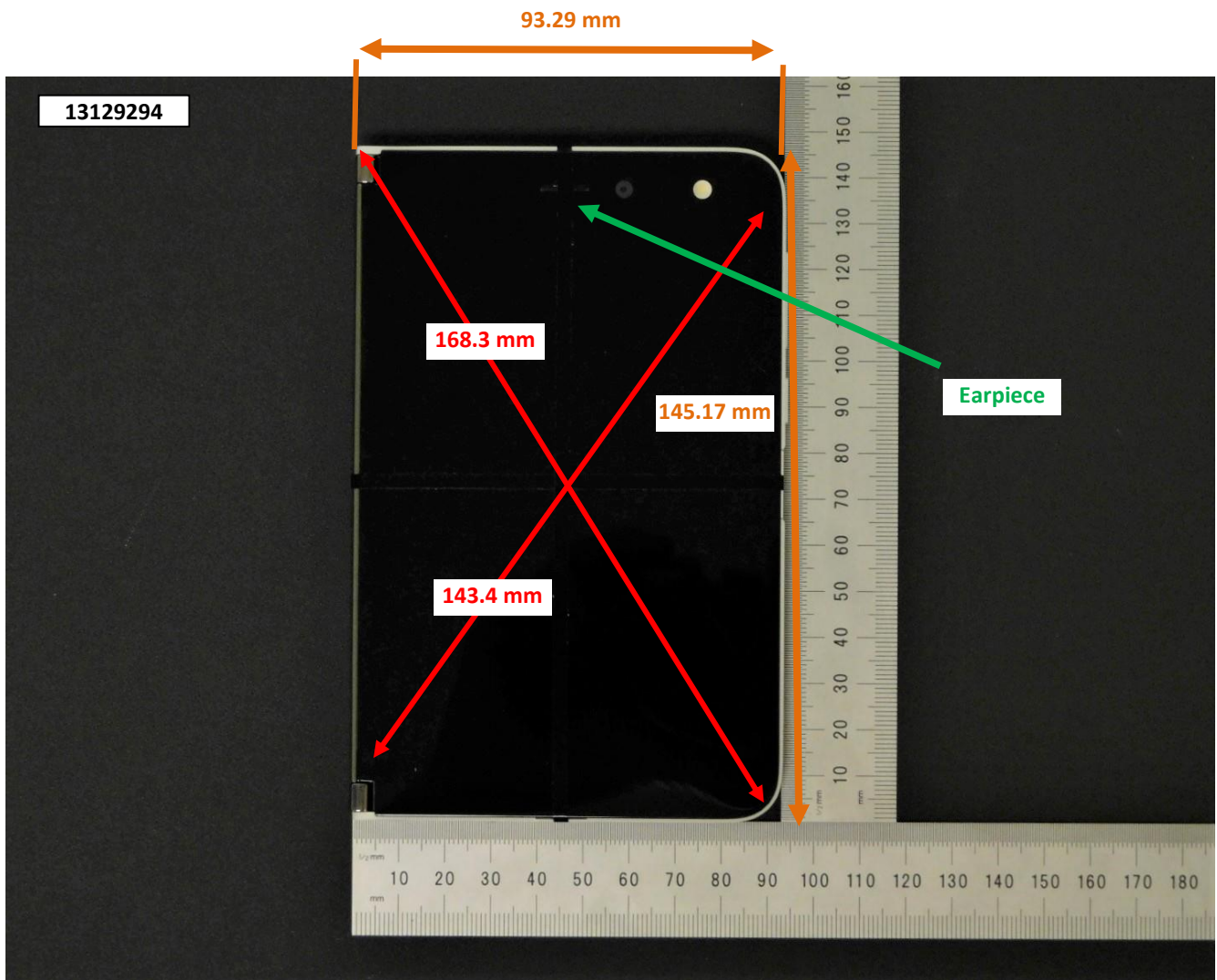
The device supports multiple power states depending on the device configuration and operating conditions. The configuration of the device is determined by calculating the angle between the two displays within a tolerance of 5 degrees via multiple sensors. For SAR, only certain angles were determined to be required for testing. These angles are:

1. 0°: Closed Posture
2. 150°: Read/Compose Posture
3. 180°: Flat Posture
4. 360°: Flip Posture

Overall Dimensions @ 180°




Overall Dimensions @ 0/360°




Front View of the DUT @ 0°




Rear View of the DUT @ 0°




Front View of the DUT @ 180°



Rear View of the DUT @ 180°



Front View of the DUT @ 360°




Rear View of the DUT @ 360°



Setup Photos

Handset Vertical and Horizontal Reference Lines @ 180°




Handset Vertical and Horizontal Reference Lines @ 360°

Vertical
Center Line

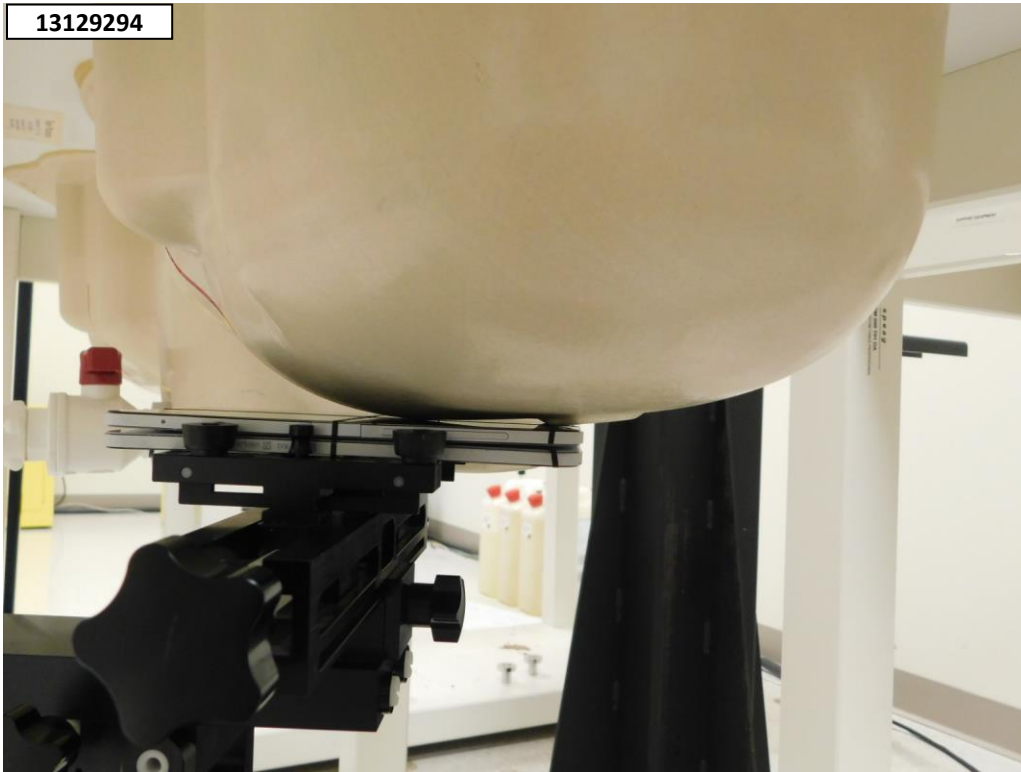
13129294

Horizontal
Line




Head Exposure Conditions @ 360°


Left Touch




Left Tilt (15°)



Right Touch




Right Tilt (15°)




Head Exposure Conditions @ 180°

Left Touch




Left Touch Front View




Notes:

1. The center of the earpiece and center of the phantom do not line up because the device is too long horizontally. The device is moved as close to the center as possible without colliding into the phantom.

Right Touch




Right Touch Front View




Body-worn Accessory & Hotspot mode Exposure Conditions @ 0°

Rear @10mm




Front @10mm




Body-worn Accessory & Hotspot mode Exposure Conditions @ 150°

Rear @5mm




Hotspot Exposure Conditions @ 150°

Edge 1 @5mm



Edge 2 @5mm



Edge 3 @5mm




Body mode Exposure Conditions @ 180°


Rear @0mm




Edge 1 @0mm



Edge 2 @0mm




Edge 3 @0mm




Body-worn Accessory & Hotspot mode Exposure Conditions @ 360°

Rear @10mm




Front @10mm




Hotspot Exposure Conditions @ 360°


Edge 1 @10mm



Edge 2 @10mm




Edge 3 @10mm




Extremity Exposure Conditions @ 360°


Rear @0mm




Front @0mm




Edge 1 @0mm



Edge 2 @0mm

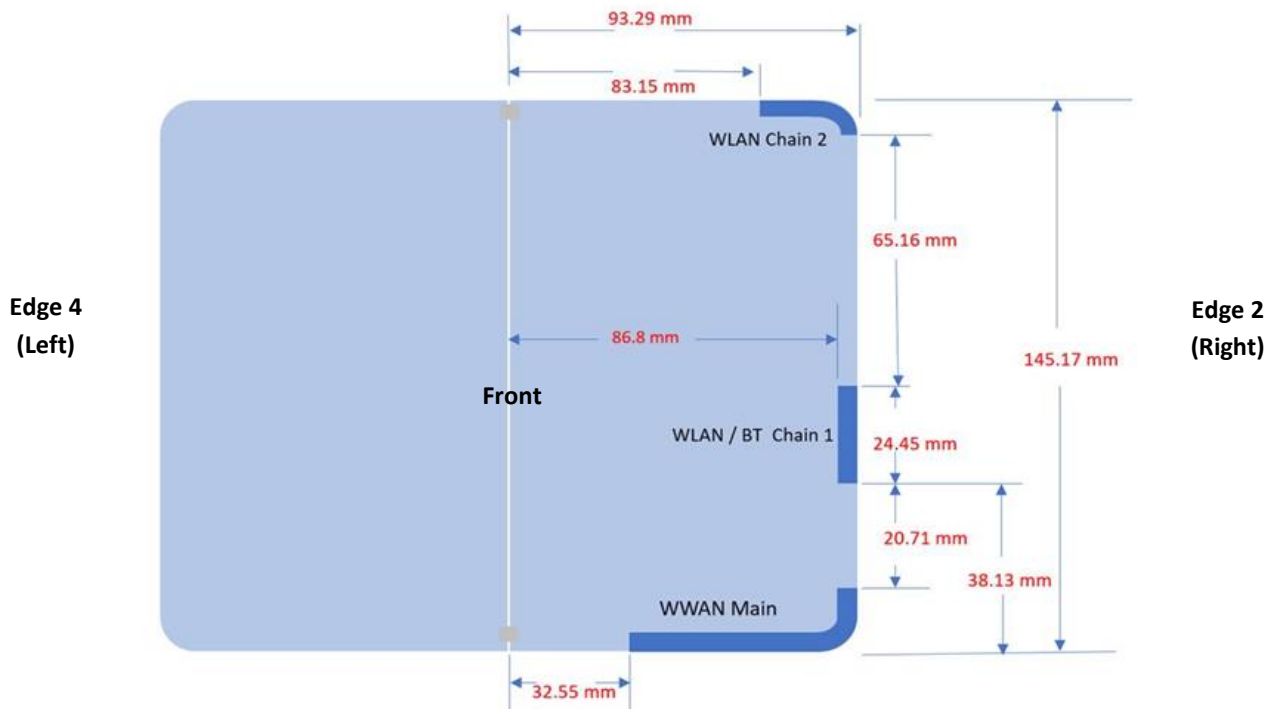


Edge 3 @0mm



Antenna Dimensions & Separation Distances

Edge 1
(Top)



Edge 3
(Bottom)

