



10. SETUP PHOTOS

ANTENNA PORT CONDUCTED RF MEASUREMENT SETUP







FRONT PHOTO

FREQUENCY TOLERANCE OVER EXTREME CONDITIONS



FRONT PHOTO

RADIATED RF MEASUREMENT SETUP	
	
X-AXIS FRONT PHOTO (Below 1GHz Bands)	X-AXIS BACK PHOTO (Below 1GHz Bands)
	
Y-AXIS FRONT PHOTO (Above 1GHz Bands)	Y-AXIS BACK PHOTO (Above 1GHz Bands)

END OF REPORT