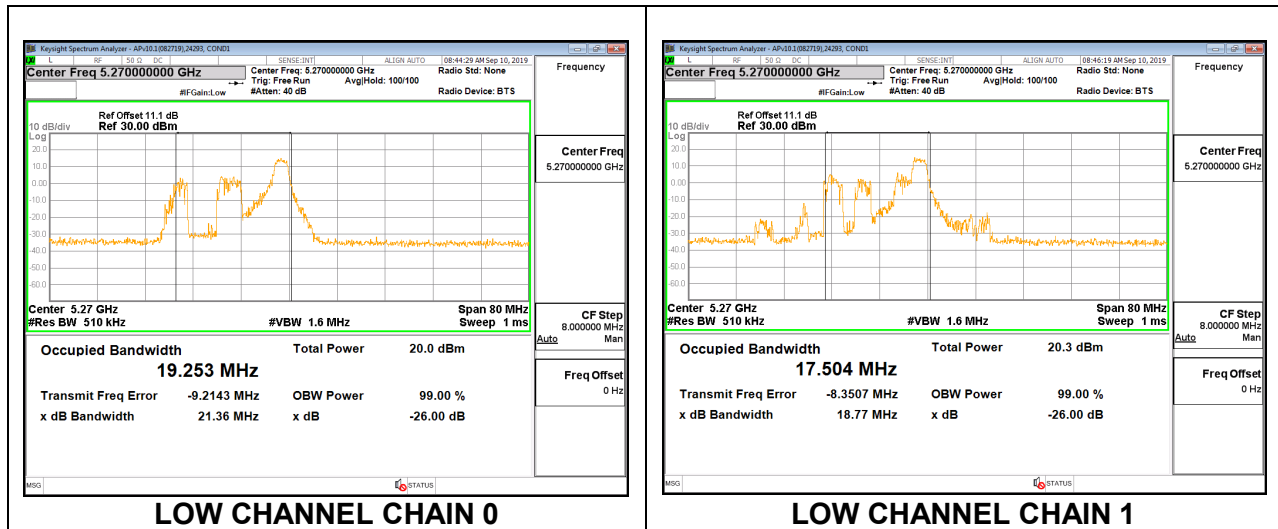


2TX Antenna 1 + Antenna 2 OFDMA MODE – 26-Tones, RU Index 8

Channel	Frequency (MHz)	99% Bandwidth Chain 0 (MHz)	99% Bandwidth Chain 1 (MHz)
Low	5270	19.253	17.504
High	5310	19.075	17.940

LOW CHANNEL

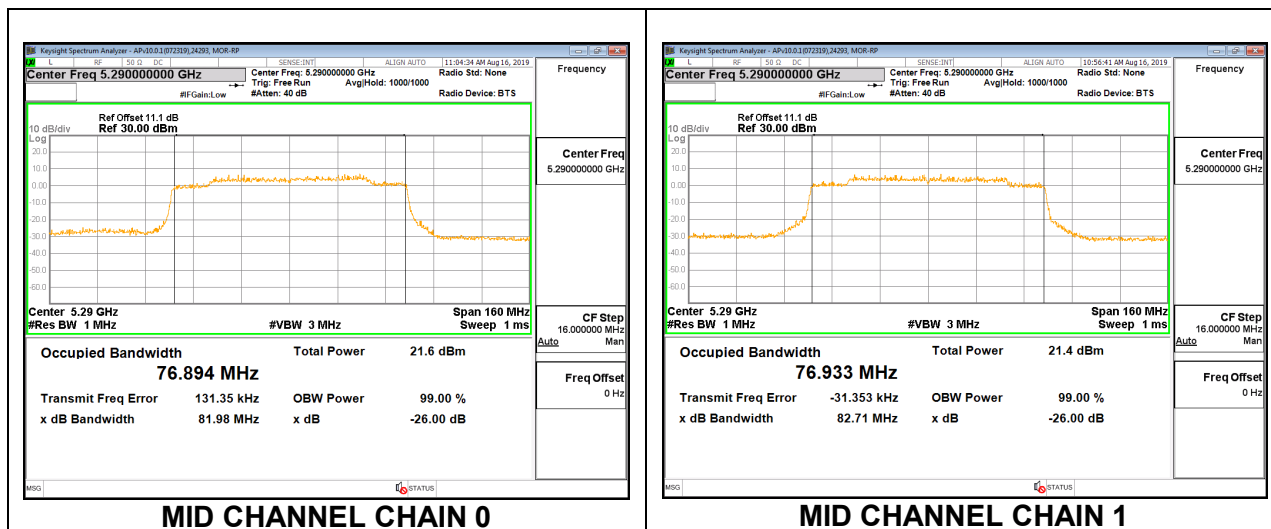


9.3.6. 802.11ax HE80 MODE IN THE 5.3 GHz BAND

2TX Antenna 1 + Antenna 2 SU MODE

Channel	Frequency (MHz)	99% Bandwidth Chain 0 (MHz)	99% Bandwidth Chain 1 (MHz)
Mid	5290	76.894	76.933

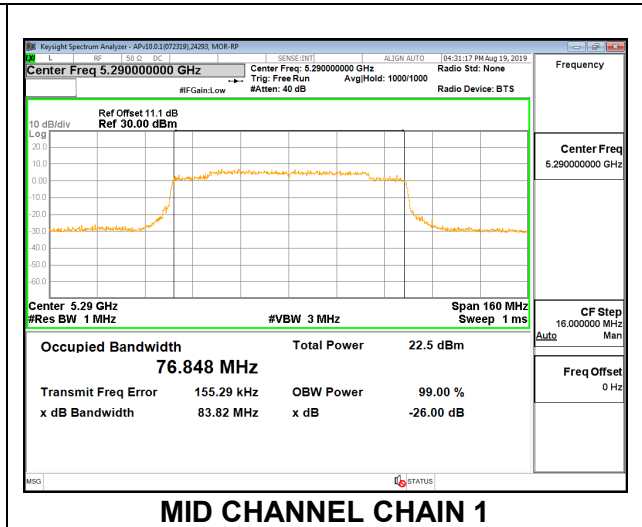
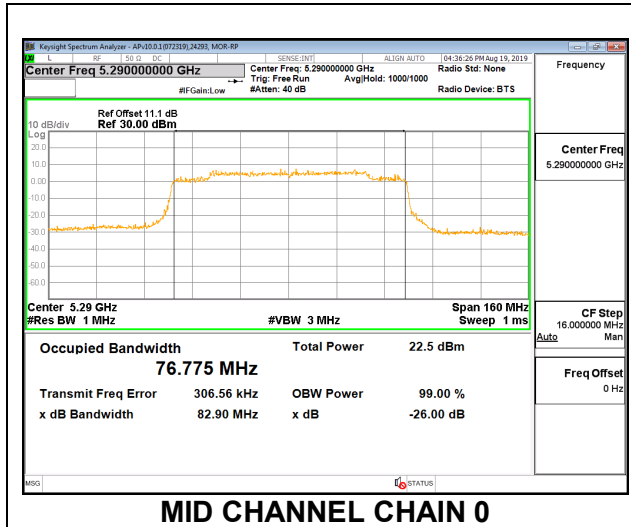
MID CHANNEL



2TX Antenna 1 + Antenna 2 OFDMA MODE – 996-Tones, RU Index 67

Channel	Frequency (MHz)	99% Bandwidth Chain 0 (MHz)	99% Bandwidth Chain 1 (MHz)
Mid	5290	76.775	76.848

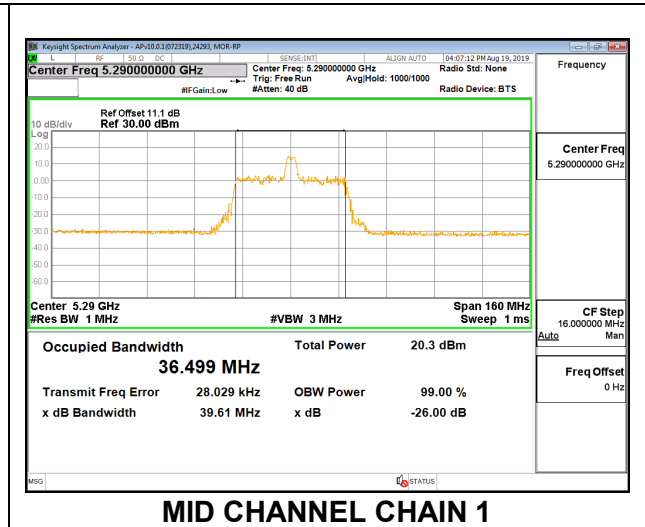
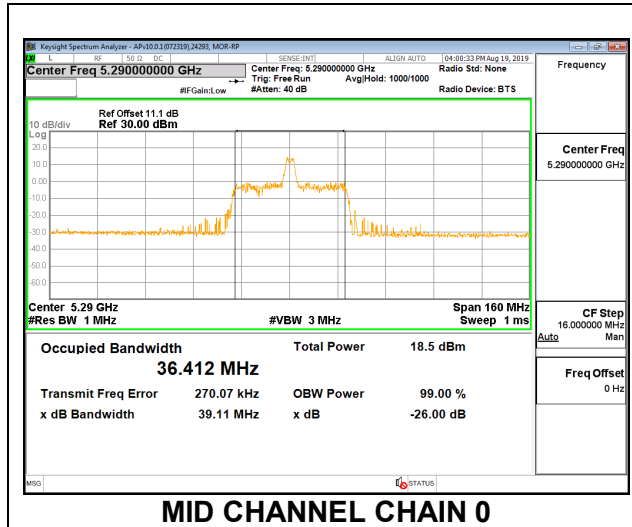
MID CHANNEL



2TX Antenna 1 + Antenna 2 OFDMA MODE – 26-Tones, RU Index 18

Channel	Frequency (MHz)	99% Bandwidth Chain 0 (MHz)	99% Bandwidth Chain 1 (MHz)
Mid	5290	36.412	36.499

MID CHANNEL

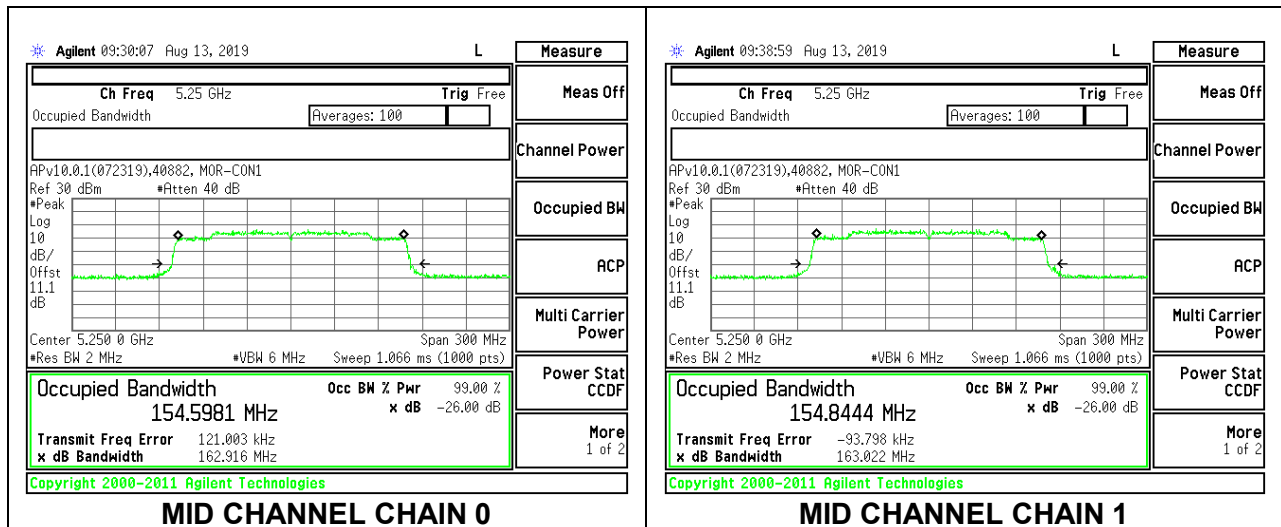


9.3.7. 802.11ax HE160 MODE IN THE 5.2 & 5.3 GHz BAND

2TX Antenna 1 + Antenna 2 SU MODE

Channel	Frequency (MHz)	99% Bandwidth Chain 0 (MHz)	99% Bandwidth Chain 1 (MHz)
Mid	5250	154.598	154.844

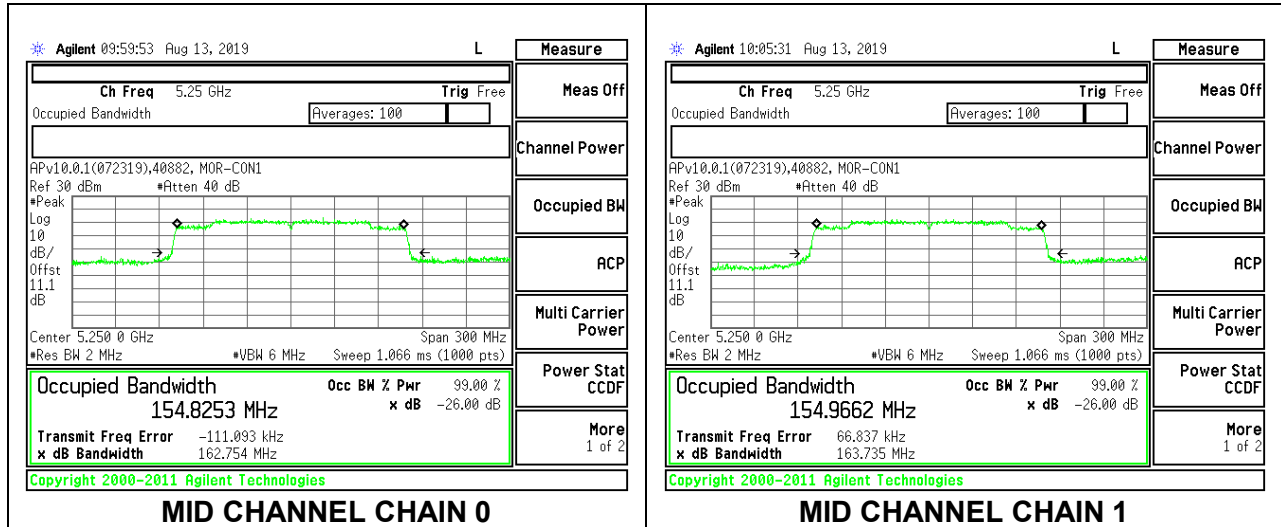
MID CHANNEL



2TX Antenna 1 + Antenna 2 OFDMA MODE – 2x996-Tones, RU Index 68

Channel	Frequency (MHz)	99% Bandwidth Chain 0 (MHz)	99% Bandwidth Chain 1 (MHz)
Mid	5250	154.825	154.966

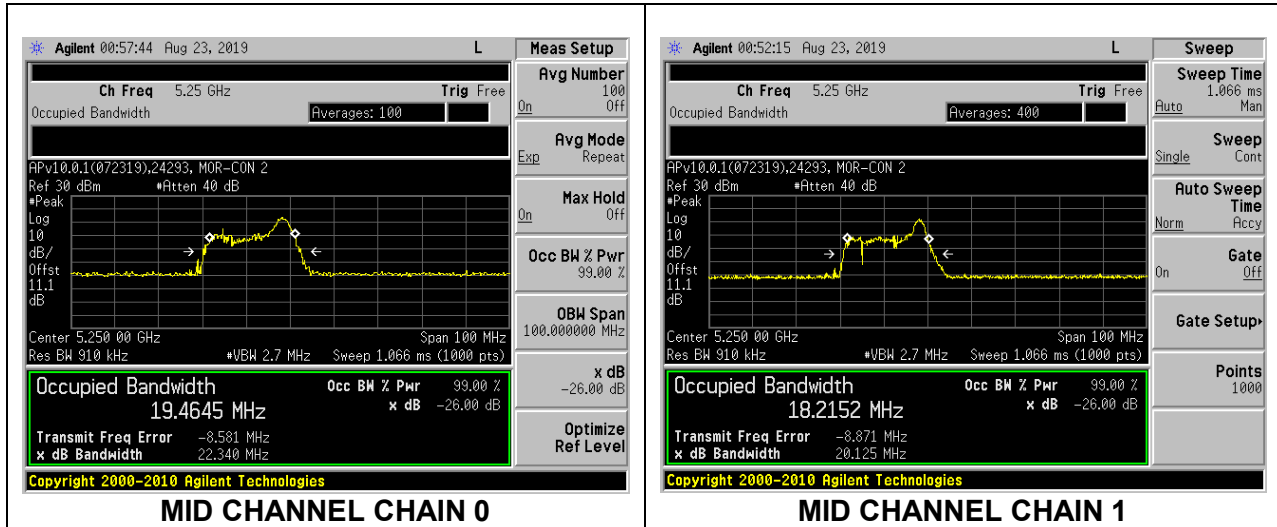
MID CHANNEL



2TX Antenna 1 + Antenna 2 OFDMA MODE – 26-Tones, RU Index 36

Channel	Frequency (MHz)	99% Bandwidth Chain 0 (MHz)	99% Bandwidth Chain 1 (MHz)
Mid	5250	19.465	18.215

MID CHANNEL



9.4. OUTPUT POWER AND PSD

LIMITS

FCC §15.407

Band 5.15–5.25 GHz

(iv) For mobile and portable client devices in the 5.15-5.25 GHz band, the maximum conducted output power over the frequency band of operation shall not exceed 250 mW provided the maximum antenna gain does not exceed 6 dBi. In addition, the maximum power spectral density shall not exceed 11 dBm in any 1 megahertz band. If transmitting antennas of directional gain greater than 6 dBi are used, both the maximum conducted output power and the maximum power spectral density shall be reduced by the amount in dB that the directional gain of the antenna exceeds 6 dBi.

Bands 5.25-5.35 GHz and 5.47-5.725 GHz

The maximum conducted output power over the frequency bands of operation shall not exceed the lesser of 250 mW or $11 \text{ dBm} + 10 \log B$, where B is the 26 dB emission bandwidth in megahertz. In addition, the maximum power spectral density shall not exceed 11 dBm in any 1 megahertz band. If transmitting antennas of directional gain greater than 6 dBi are used, both the maximum conducted output power and the maximum power spectral density shall be reduced by the amount in dB that the directional gain of the antenna exceeds 6 dBi.

Band 5.725-5.85 GHz

The maximum conducted output power over the frequency band of operation shall not exceed 1 W. In addition, the maximum power spectral density shall not exceed 30 dBm in any 500-kHz band. If transmitting antennas of directional gain greater than 6 dBi are used, both the maximum conducted output power and the maximum power spectral density shall be reduced by the amount in dB that the directional gain of the antenna exceeds 6 dBi. However, fixed point-to-point U-NII devices operating in this band may employ transmitting antennas with directional gain greater than 6 dBi without any corresponding reduction in transmitter conducted power. Fixed, point-to-point operations exclude the use of point-to-multipoint systems, omnidirectional applications, and multiple collocated transmitters transmitting the same information.

RSS-247

Band 5.15-5.25 GHz

The maximum e.i.r.p. shall not exceed 200 mW or $10 + 10 \log_{10} B$, dBm, whichever power is less. B is the 99% emission bandwidth in megahertz. The e.i.r.p. spectral density shall not exceed 10 dBm in any 1.0 MHz band.

Band 5.25-5.35 GHz

The maximum conducted output power shall not exceed 250 mW or $11 + 10 \log_{10} B$, dBm, whichever is less. The power spectral density shall not exceed 11 dBm in any 1.0 MHz band.

The maximum e.i.r.p. shall not exceed 1.0 W or $17 + 10 \log_{10} B$, dBm, whichever is less. B is the 99% emission bandwidth in megahertz. Note that devices with a maximum e.i.r.p. greater than 500 mW shall implement TPC in order to have the capability to operate at least 6 dB below the maximum permitted e.i.r.p. of 1 W.

Bands 5.47-5.6 GHz and 5.65-5.725 GHz

The maximum conducted output power shall not exceed 250 mW or $11 + 10 \log_{10} B$, dBm, whichever is less. The power spectral density shall not exceed 11 dBm in any 1.0 MHz band.

The maximum e.i.r.p. shall not exceed 1.0 W or $17 + 10 \log_{10} B$, dBm, whichever is less. B is the 99% emission bandwidth in megahertz. Note that devices with a maximum e.i.r.p. greater than 500 mW shall implement TPC in order to have the capability to operate at least 6 dB below the maximum permitted e.i.r.p. of 1 W.

Band 5.725-5.85 GHz

The maximum conducted output power shall not exceed 1 W. The power spectral density shall not exceed 30 dBm in any 500 kHz band. If transmitting antennas of directional gain greater than 6 dBi are used, both the maximum conducted output power and the power spectral density shall be reduced by the amount in dB that the directional gain of the antenna exceeds 6 dBi. However, fixed point-to-point devices operating in this band may employ transmitting antennas with directional gain greater than 6 dBi without any corresponding reduction in transmitter conducted power. Fixed point-to-point operations exclude the use of point-to-multipoint systems, omnidirectional applications and multiple collocated transmitters transmitting the same information.

TEST PROCEDURE

The measurement method used for output power is KDB 789033 D02 v02r01, Section E.3.b (Method PM-G).

The measurement method used for power spectral density is KDB 789033 D02 v02r01, Section F

DIRECTIONAL ANTENNA GAIN

For 2 TX:

Tx chains are uncorrelated for power and uncorrelated for PSD due to all testing at NSS2 (SDM) in all 802.11ax MIMO modes. The directional gains are as follows:

Band (GHz)	Chain 0 Antenna Gain (dBi)	Chain 1 Antenna Gain (dBi)	Uncorrelated Chains Directional Gain (dBi)	Correlated Chains Directional Gain (dBi)
5.2	4.90	4.40	4.66	7.66
5.3	6.10	5.00	5.58	8.58
5.6	7.20	5.50	6.43	9.40
5.8	9.40	5.60	7.90	10.72

Note – The above gains are the worst-case model 1867 gains.

RESULTS

9.4.1. 802.11ax HE20 MODE IN THE 5.2 GHz BAND (FCC)

2TX Antenna 1 + Antenna 2 SU MODE

Antenna Gain and Limits

Channel	Frequency (MHz)	Directional Gain for Power (dBi)	Directional Gain for PSD (dBi)	Power Limit (dBm)	PSD Limit (dBm/ 1MHz)
Low	5180	4.66	4.66	24.00	11.00
Mid	5200	4.66	4.66	24.00	11.00
High	5240	4.66	4.66	24.00	11.00

Duty Cycle CF (dB)	0.00	Included in Calculations of Corr'd PSD
---------------------------	------	---

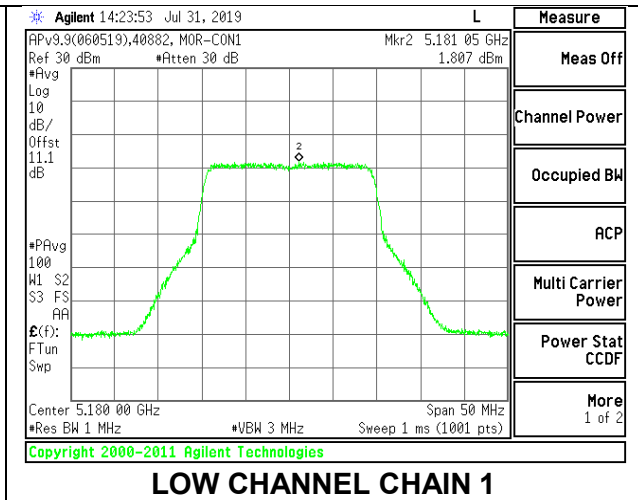
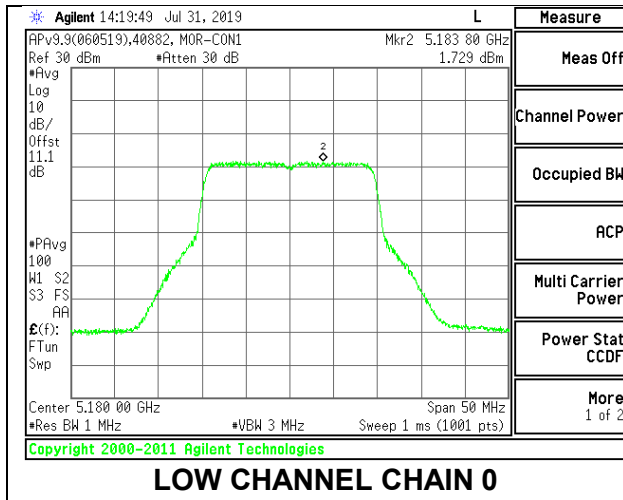
Output Power Results

Channel	Frequency (MHz)	Chain 0 Meas Power (dBm)	Chain 1 Meas Power (dBm)	Total Corr'd Power (dBm)	Power Limit (dBm)	Power Margin (dB)
Low	5180	13.22	13.13	16.19	24.00	-7.81
Mid	5200	13.32	13.19	16.27	24.00	-7.73
High	5240	13.23	13.08	16.17	24.00	-7.83

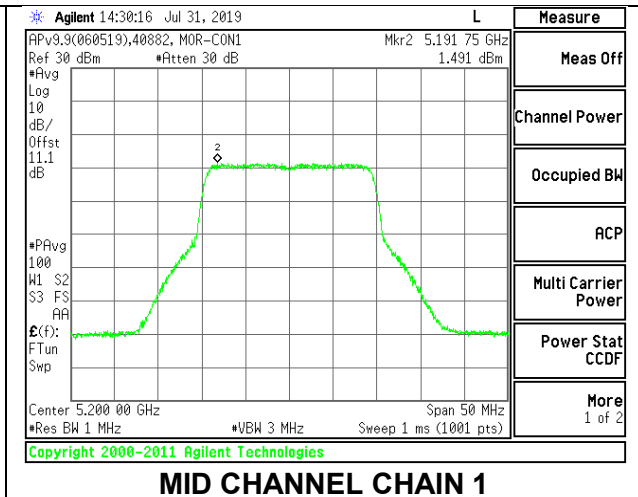
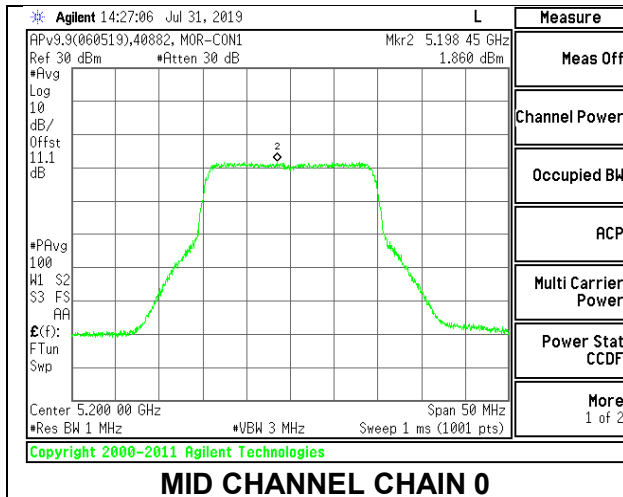
PSD Results

Channel	Frequency (MHz)	Chain 0 Meas PSD (dBm/1MHz)	Chain 1 Meas PSD (dBm/1MHz)	Total Corr'd PSD (dBm/1MHz)	PSD Limit (dBm/ 1MHz)	PSD Margin (dB)
Low	5180	1.729	1.807	4.78	11.00	-6.22
Mid	5200	1.860	1.491	4.69	11.00	-6.31
High	5240	1.587	1.778	4.69	11.00	-6.31

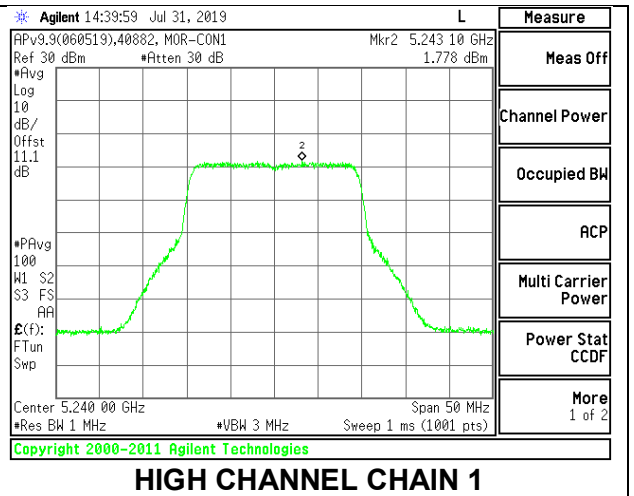
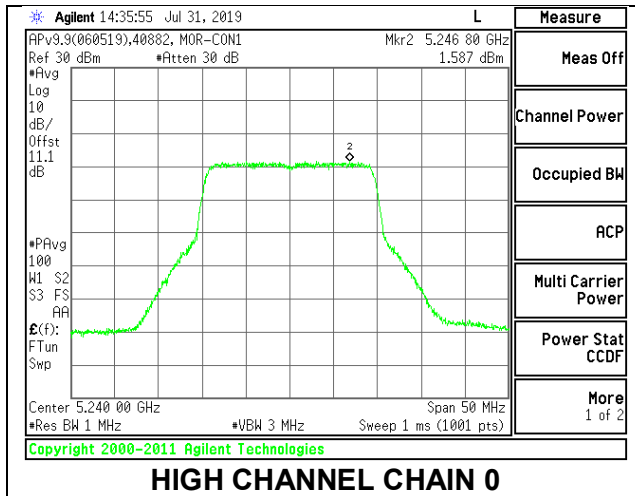
LOW CHANNEL



MID CHANNEL



HIGH CHANNEL



2TX Antenna 1 + Antenna 2 OFDMA MODE – 242-Tones, RU Index 61

Antenna Gain and Limits

Channel	Frequency (MHz)	Directional Gain for Power (dBi)	Directional Gain for PSD (dBi)	Power Limit (dBm)	PSD Limit (dBm/ 1MHz)
Low	5180	4.66	4.66	24.00	11.00
Mid	5200	4.66	4.66	24.00	11.00
High	5240	4.66	4.66	24.00	11.00

Duty Cycle CF (dB)	0.00	Included in Calculations of Corr'd PSD
---------------------------	------	---

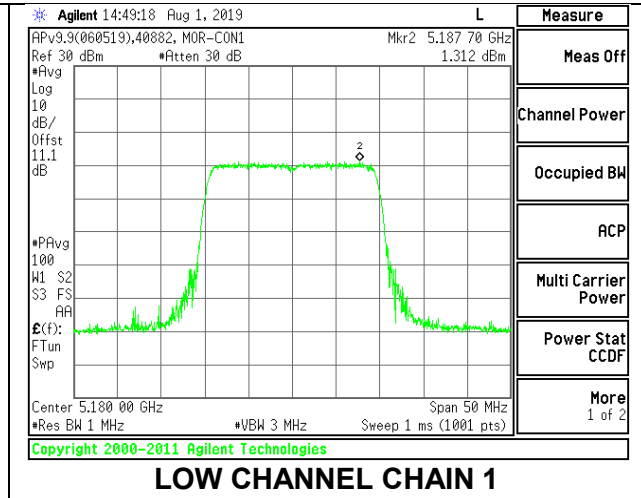
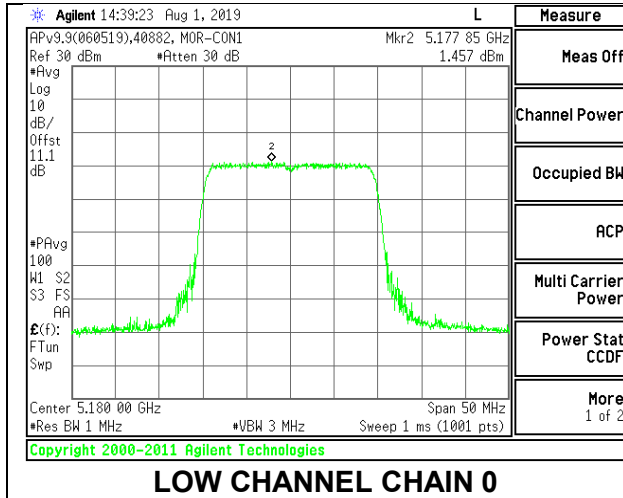
Output Power Results

Channel	Frequency (MHz)	Chain 0 Meas Power (dBm)	Chain 1 Meas Power (dBm)	Total Corr'd Power (dBm)	Power Limit (dBm)	Power Margin (dB)
Low	5180	12.74	12.55	15.66	24.00	-8.34
Mid	5200	12.78	12.52	15.66	24.00	-8.34
High	5240	12.68	12.48	15.59	24.00	-8.41

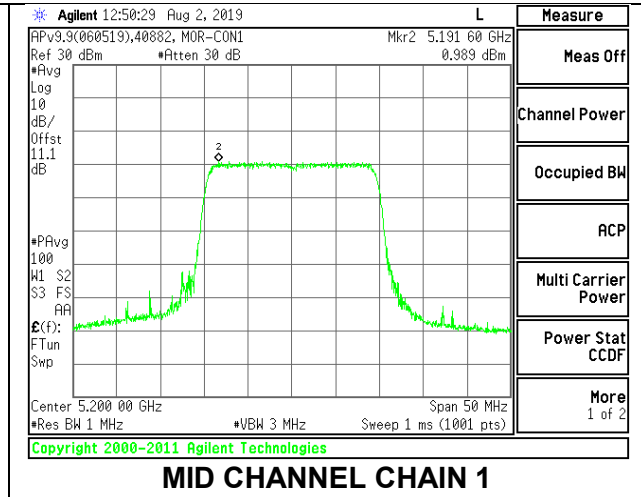
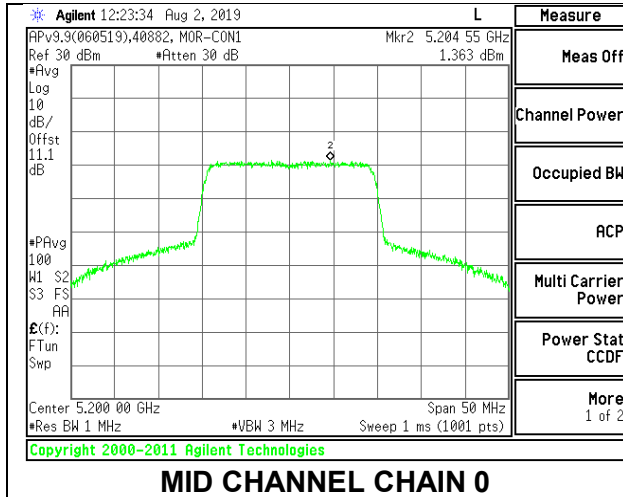
PSD Results

Channel	Frequency (MHz)	Chain 0 Meas PSD (dBm/1MHz)	Chain 1 Meas PSD (dBm/1MHz)	Total Corr'd PSD (dBm/1MHz)	PSD Limit (dBm/ 1MHz)	PSD Margin (dB)
Low	5180	1.457	1.312	4.40	11.00	-6.60
Mid	5200	1.363	0.989	4.19	11.00	-6.81
High	5240	1.030	0.902	3.98	11.00	-7.02

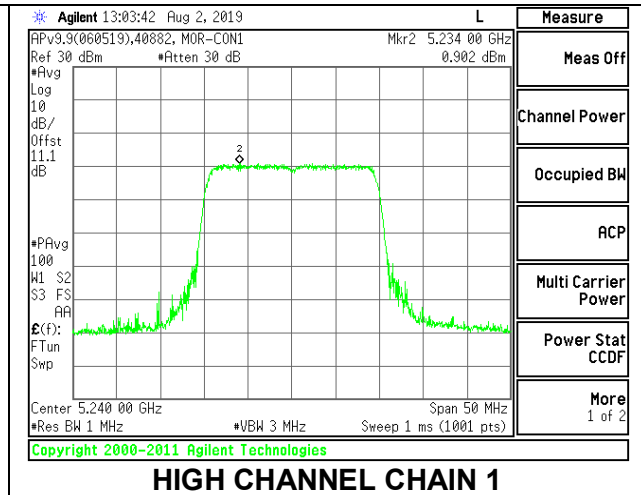
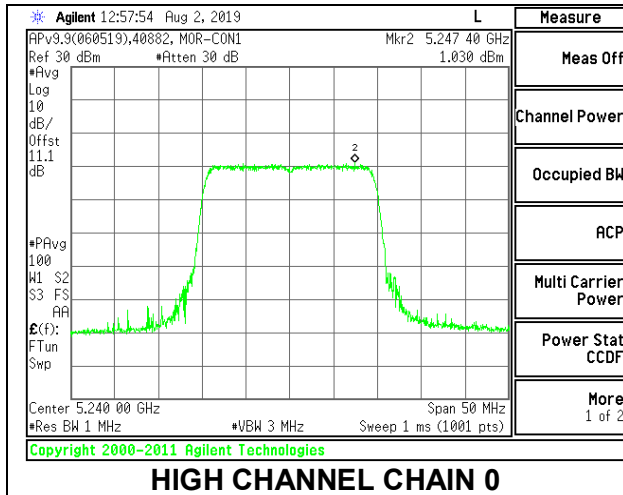
LOW CHANNEL



MID CHANNEL



HIGH CHANNEL



2TX Antenna 1 + Antenna 2 OFDMA MODE – 106-Tones, RU Index 53

Antenna Gain and Limits

Channel	Frequency (MHz)	Directional Gain for Power (dBi)	Directional Gain for PSD (dBi)	Power Limit (dBm)	PSD Limit (dBm/ 1MHz)
Low	5180	4.66	4.66	24.00	11.00
Mid	5200	4.66	4.66	24.00	11.00
High	5240	4.66	4.66	24.00	11.00

Duty Cycle CF (dB)	0.00	Included in Calculations of Corr'd PSD
---------------------------	------	---

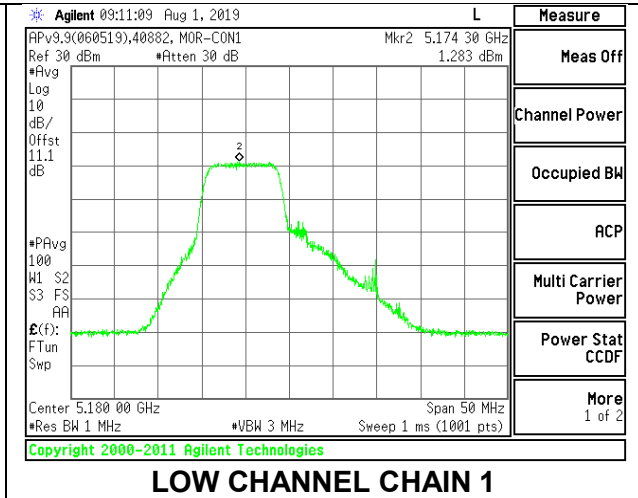
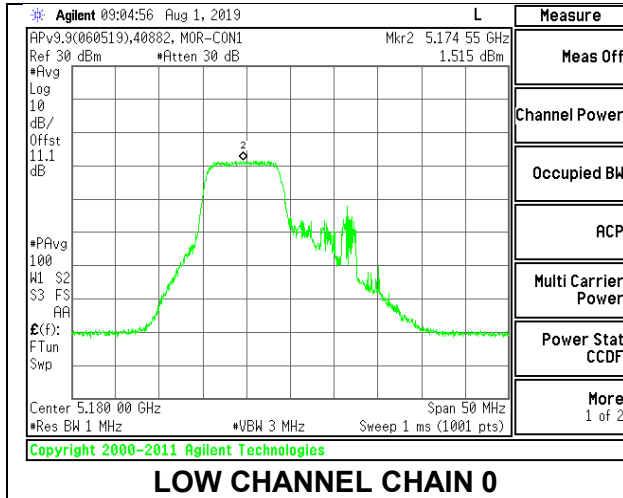
Output Power Results

Channel	Frequency (MHz)	Chain 0 Meas Power (dBm)	Chain 1 Meas Power (dBm)	Total Corr'd Power (dBm)	Power Limit (dBm)	Power Margin (dB)
Low	5180	9.78	9.75	12.78	24.00	-11.22
Mid	5200	10.24	10.05	13.16	24.00	-10.84
High	5240	9.87	10.02	12.96	24.00	-11.04

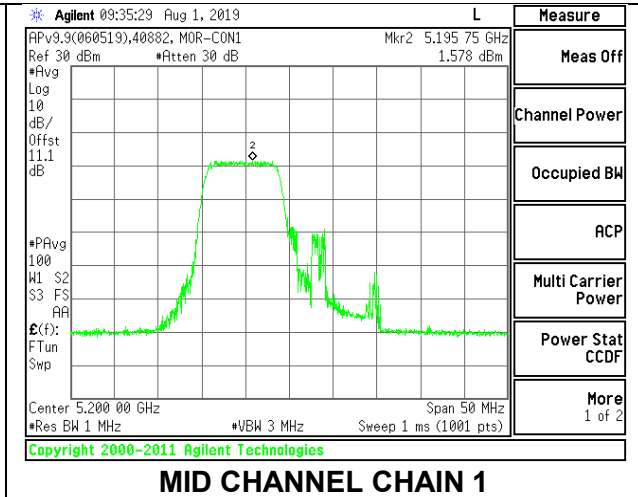
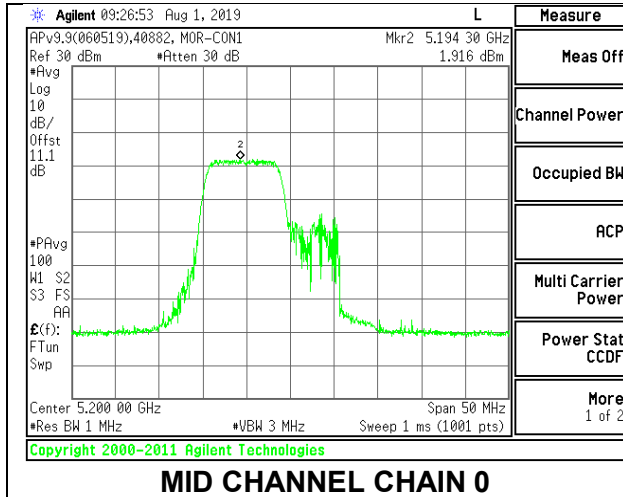
PSD Results

Channel	Frequency (MHz)	Chain 0 Meas PSD (dBm/1MHz)	Chain 1 Meas PSD (dBm/1MHz)	Total Corr'd PSD (dBm/1MHz)	PSD Limit (dBm/ 1MHz)	PSD Margin (dB)
Low	5180	1.515	1.283	4.41	11.00	-6.59
Mid	5200	1.916	1.578	4.76	11.00	-6.24
High	5240	1.825	1.772	4.81	11.00	-6.19

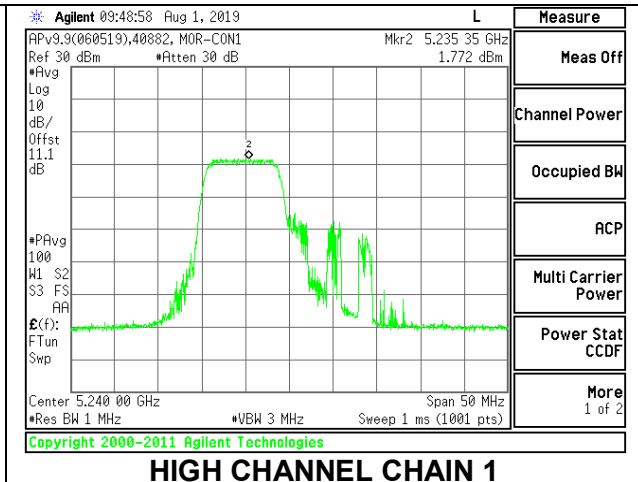
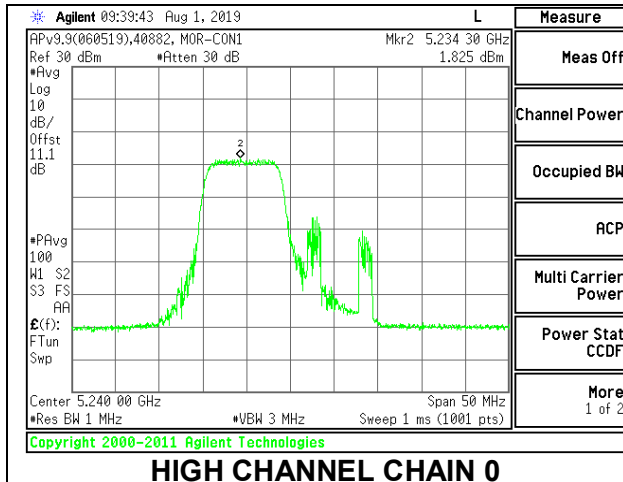
LOW CHANNEL



MID CHANNEL



HIGH CHANNEL



2TX Antenna 1 + Antenna 2 OFDMA MODE – 106-Tones, RU Index 54

Antenna Gain and Limits

Channel	Frequency (MHz)	Directional Gain for Power (dBi)	Directional Gain for PSD (dBi)	Power Limit (dBm)	PSD Limit (dBm/ 1MHz)
Low	5180	4.66	4.66	24.00	11.00
Mid	5200	4.66	4.66	24.00	11.00
High	5240	4.66	4.66	24.00	11.00

Duty Cycle CF (dB)	0.00	Included in Calculations of Corr'd PSD
---------------------------	------	---

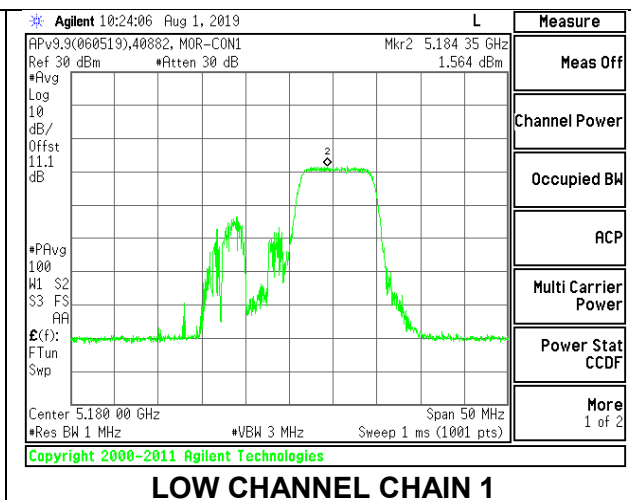
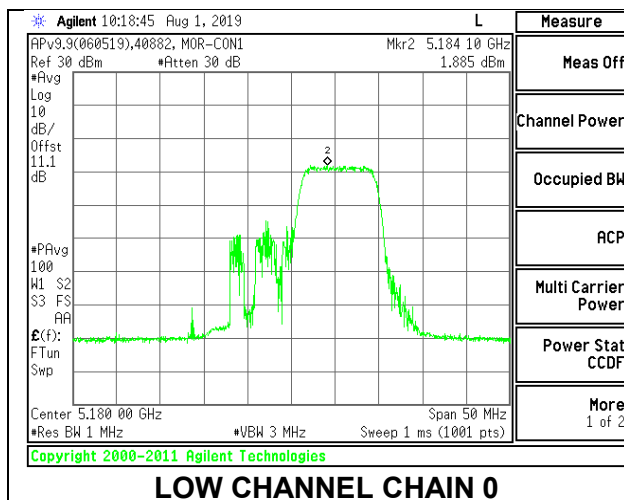
Output Power Results

Channel	Frequency (MHz)	Chain 0 Meas Power (dBm)	Chain 1 Meas Power (dBm)	Total Corr'd Power (dBm)	Power Limit (dBm)	Power Margin (dB)
Low	5180	10.14	10.14	13.15	24.00	-10.85
Mid	5200	10.30	10.02	13.17	24.00	-10.83
High	5240	10.17	10.00	13.10	24.00	-10.90

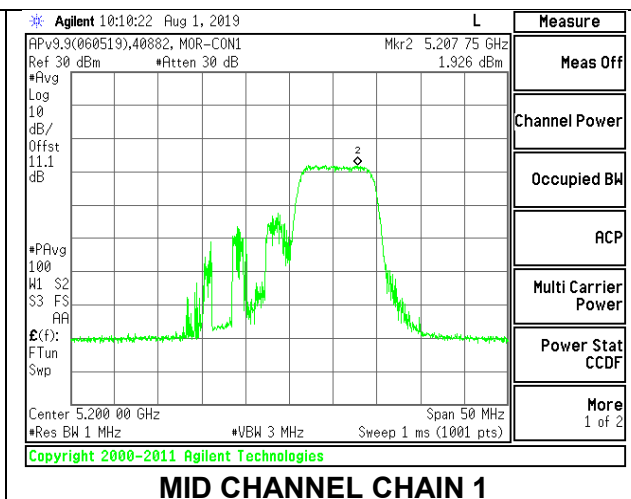
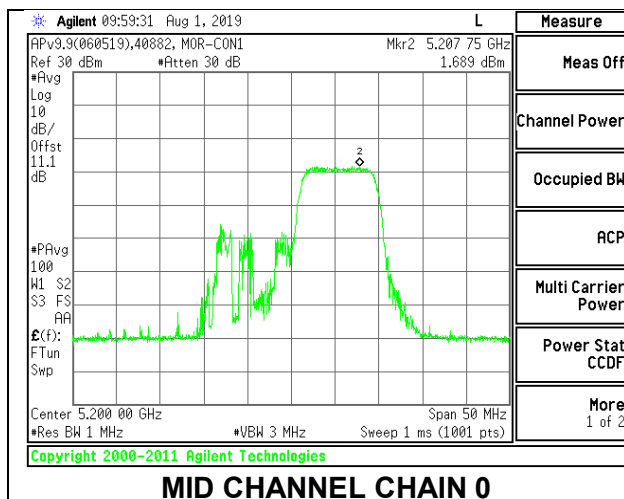
PSD Results

Channel	Frequency (MHz)	Chain 0 Meas PSD (dBm/1MHz)	Chain 1 Meas PSD (dBm/1MHz)	Total Corr'd PSD (dBm/1MHz)	PSD Limit (dBm/ 1MHz)	PSD Margin (dB)
Low	5180	1.885	1.564	4.74	11.00	-6.26
Mid	5200	1.689	1.926	4.82	11.00	-6.18
High	5240	1.900	1.553	4.74	11.00	-6.26

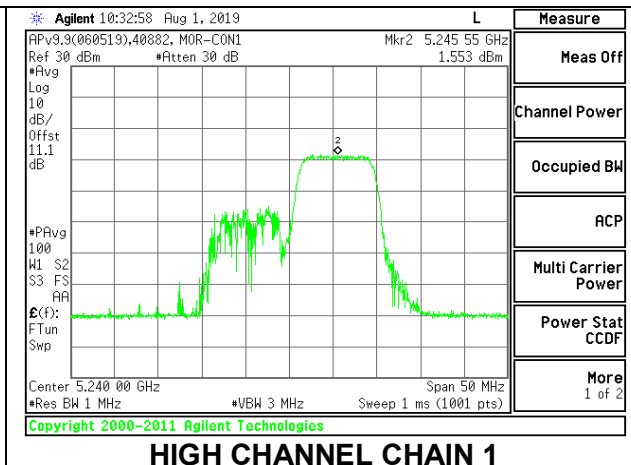
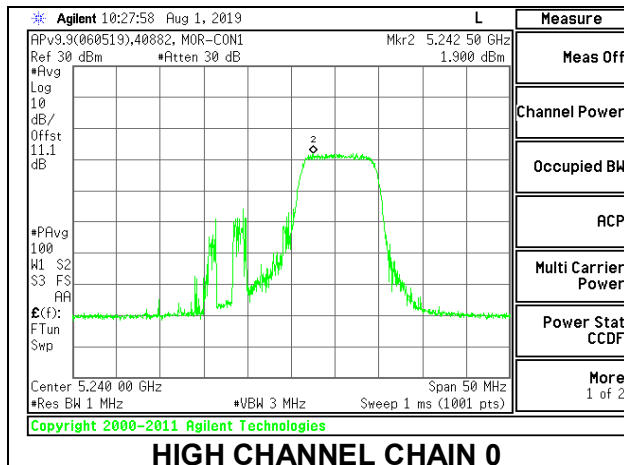
LOW CHANNEL



MID CHANNEL



HIGH CHANNEL



2TX Antenna 1 + Antenna 2 OFDMA MODE – 52-Tones, RU Index 37

Antenna Gain and Limits

Channel	Frequency (MHz)	Directional Gain for Power (dBi)	Directional Gain for PSD (dBi)	Power Limit (dBm)	PSD Limit (dBm/ 1MHz)
Low	5180	4.66	4.66	24.00	11.00
Mid	5200	4.66	4.66	24.00	11.00
High	5240	4.66	4.66	24.00	11.00

Duty Cycle CF (dB)	0.00	Included in Calculations of Corr'd PSD
---------------------------	------	---

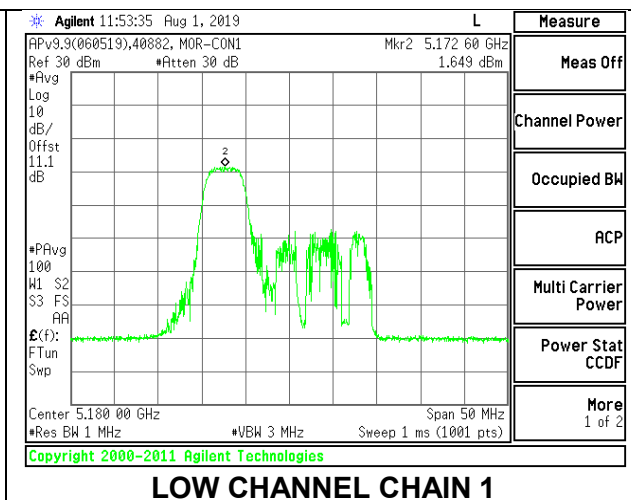
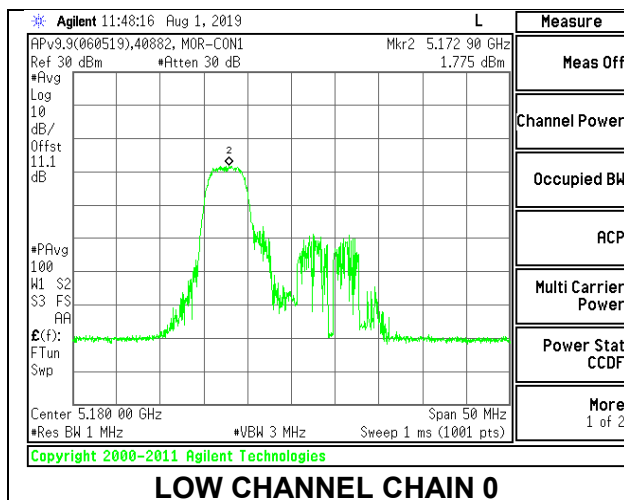
Output Power Results

Channel	Frequency (MHz)	Chain 0 Meas Power (dBm)	Chain 1 Meas Power (dBm)	Total Corr'd Power (dBm)	Power Limit (dBm)	Power Margin (dB)
Low	5180	6.00	5.85	8.94	24.00	-15.06
Mid	5200	6.14	5.84	9.00	24.00	-15.00
High	5240	5.94	5.89	8.93	24.00	-15.07

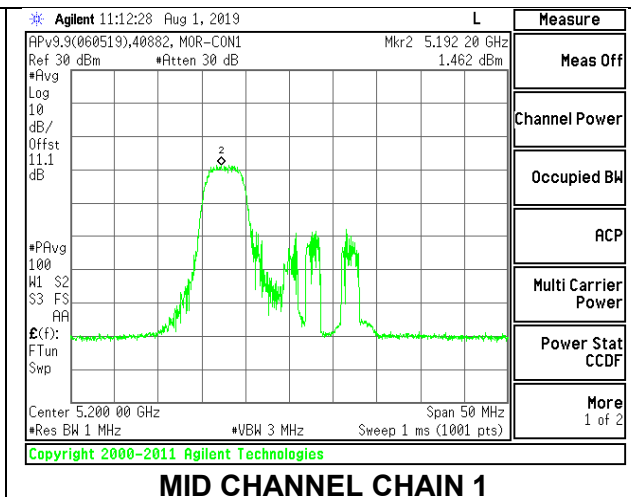
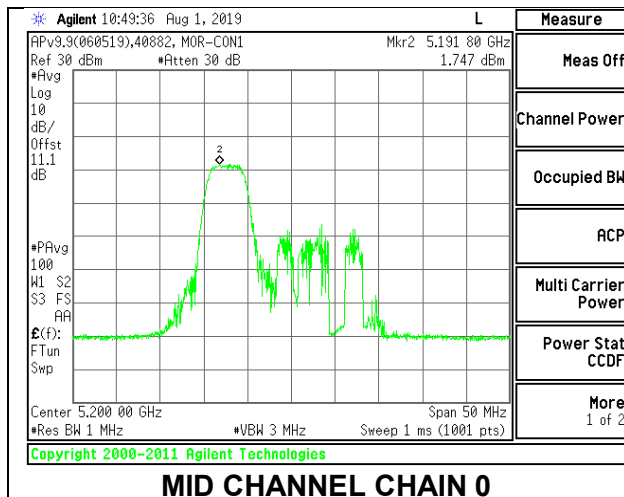
PSD Results

Channel	Frequency (MHz)	Chain 0 Meas PSD (dBm/1MHz)	Chain 1 Meas PSD (dBm/1MHz)	Total Corr'd PSD (dBm/1MHz)	PSD Limit (dBm/ 1MHz)	PSD Margin (dB)
Low	5180	1.775	1.649	4.72	11.00	-6.28
Mid	5200	1.747	1.462	4.62	11.00	-6.38
High	5240	1.790	1.669	4.74	11.00	-6.26

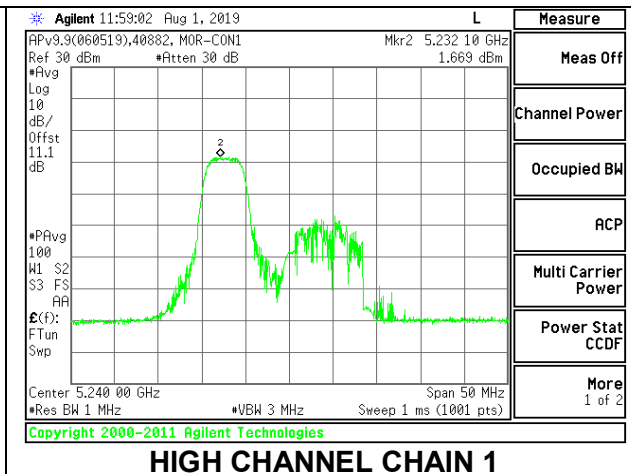
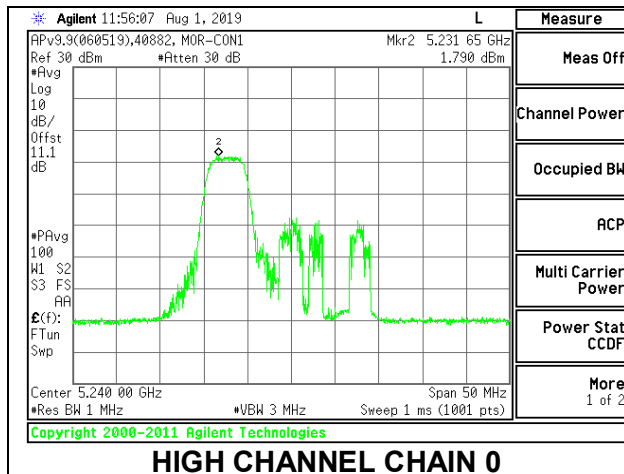
LOW CHANNEL



MID CHANNEL



HIGH CHANNEL



2TX Antenna 1 + Antenna 2 OFDMA MODE – 52-Tones, RU Index 38

Antenna Gain and Limits

Channel	Frequency (MHz)	Directional Gain for Power (dBi)	Directional Gain for PSD (dBi)	Power Limit (dBm)	PSD Limit (dBm/ 1MHz)
Low	5180	4.66	4.66	24.00	11.00
Mid	5200	4.66	4.66	24.00	11.00
High	5240	4.66	4.66	24.00	11.00

Duty Cycle CF (dB)	0.00	Included in Calculations of Corr'd PSD
---------------------------	------	---

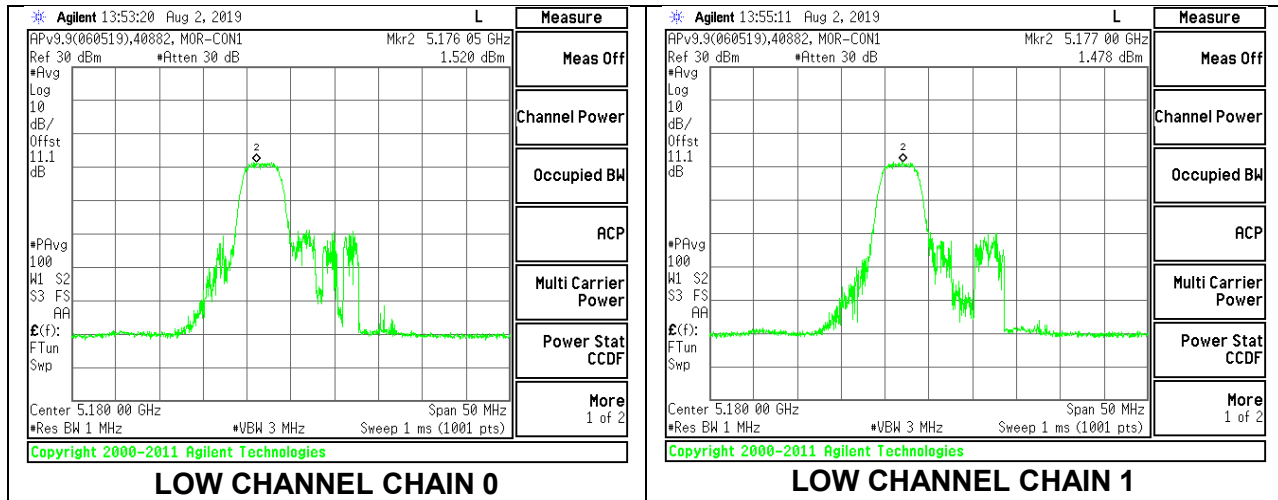
Output Power Results

Channel	Frequency (MHz)	Chain 0 Meas Power (dBm)	Chain 1 Meas Power (dBm)	Total Corr'd Power (dBm)	Power Limit (dBm)	Power Margin (dB)
Low	5180	5.70	5.96	8.84	24.00	-15.16
Mid	5200	6.19	5.95	9.08	24.00	-14.92
High	5240	6.02	5.91	8.98	24.00	-15.02

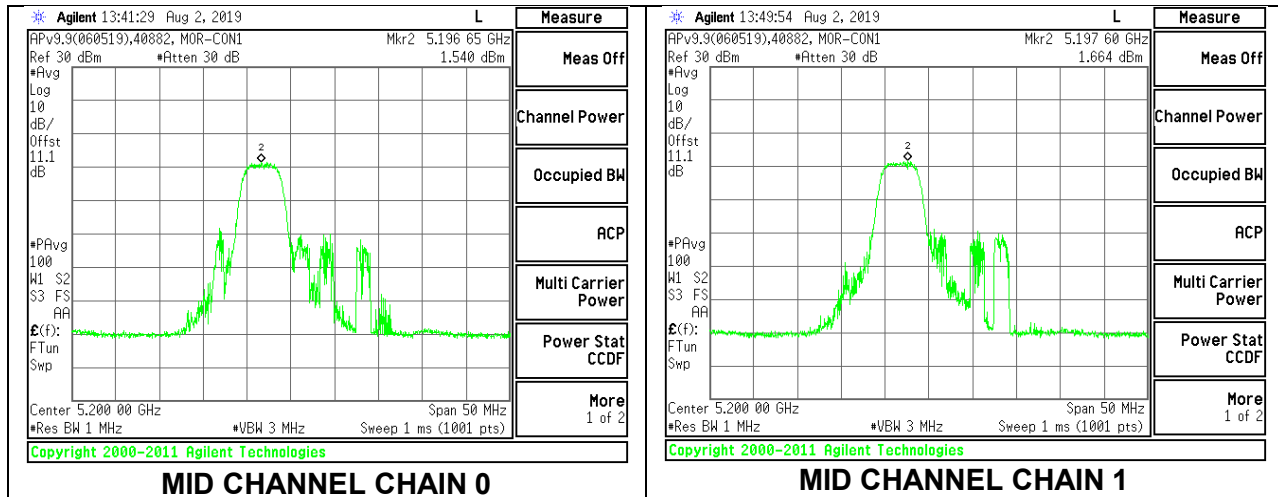
PSD Results

Channel	Frequency (MHz)	Chain 0 Meas PSD (dBm/1MHz)	Chain 1 Meas PSD (dBm/1MHz)	Total Corr'd PSD (dBm/1MHz)	PSD Limit (dBm/ 1MHz)	PSD Margin (dB)
Low	5180	1.520	1.478	4.51	11.00	-6.49
Mid	5200	1.540	1.664	4.61	11.00	-6.39
High	5240	1.406	1.476	4.45	11.00	-6.55

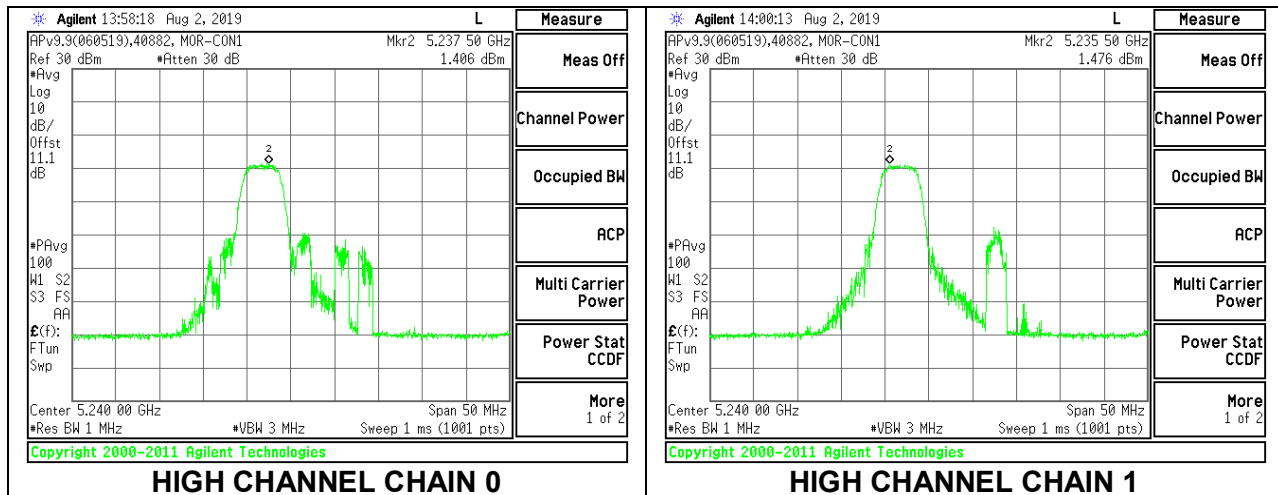
LOW CHANNEL



MID CHANNEL



HIGH CHANNEL



2TX Antenna 1 + Antenna 2 OFDMA MODE – 52-Tones, RU Index 40

Antenna Gain and Limits

Channel	Frequency (MHz)	Directional Gain for Power (dBi)	Directional Gain for PSD (dBi)	Power Limit (dBm)	PSD Limit (dBm/ 1MHz)
Low	5180	4.66	4.66	24.00	11.00
Mid	5200	4.66	4.66	24.00	11.00
High	5240	4.66	4.66	24.00	11.00

Duty Cycle CF (dB)	0.00	Included in Calculations of Corr'd PSD
---------------------------	------	---

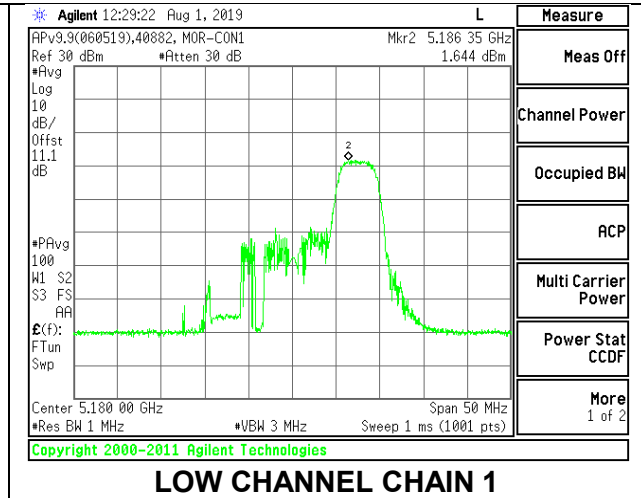
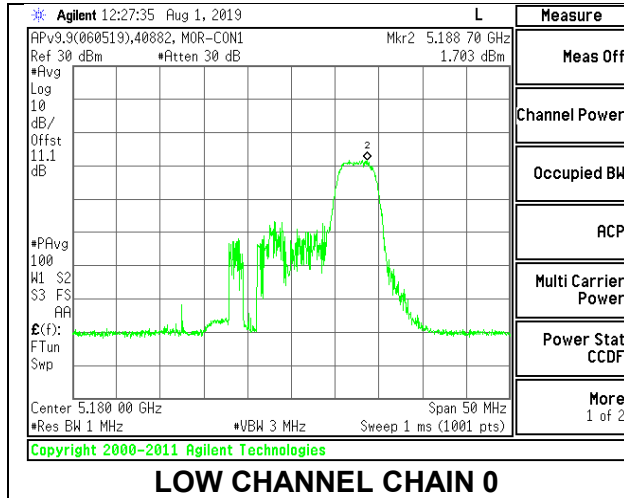
Output Power Results

Channel	Frequency (MHz)	Chain 0 Meas Power (dBm)	Chain 1 Meas Power (dBm)	Total Corr'd Power (dBm)	Power Limit (dBm)	Power Margin (dB)
Low	5180	5.97	5.91	8.95	24.00	-15.05
Mid	5200	6.13	5.88	9.02	24.00	-14.98
High	5240	6.03	5.79	8.92	24.00	-15.08

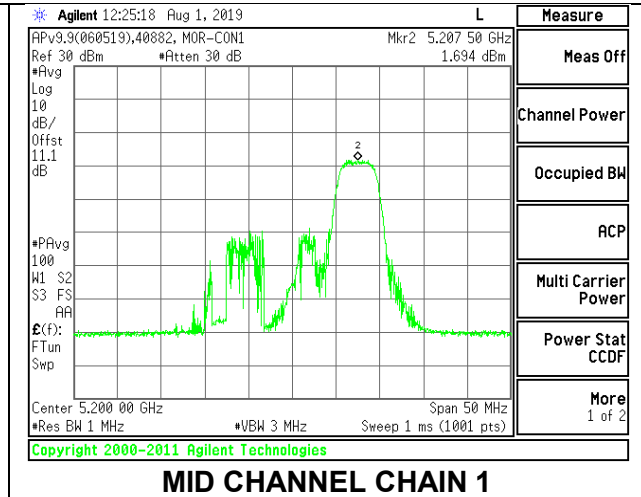
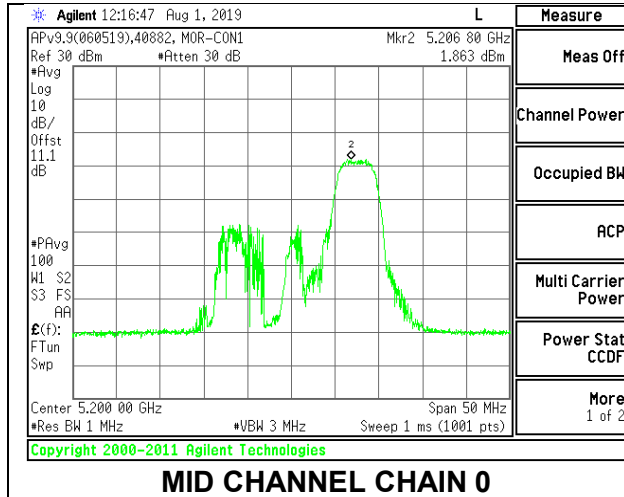
PSD Results

Channel	Frequency (MHz)	Chain 0 Meas PSD (dBm/1MHz)	Chain 1 Meas PSD (dBm/1MHz)	Total Corr'd PSD (dBm/1MHz)	PSD Limit (dBm/ 1MHz)	PSD Margin (dB)
Low	5180	1.703	1.644	4.68	11.00	-6.32
Mid	5200	1.863	1.684	4.78	11.00	-6.22
High	5240	1.798	1.680	4.75	11.00	-6.25

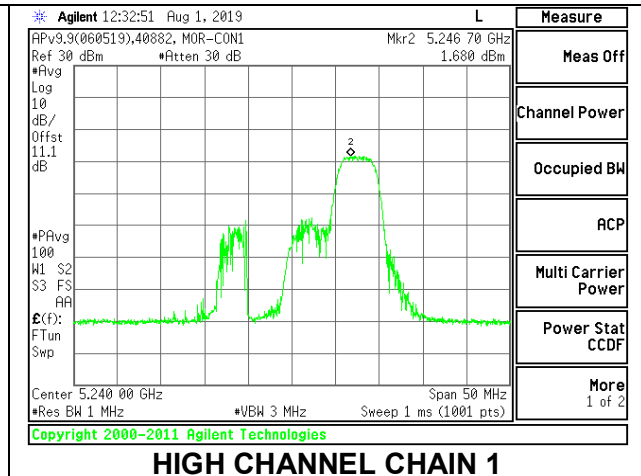
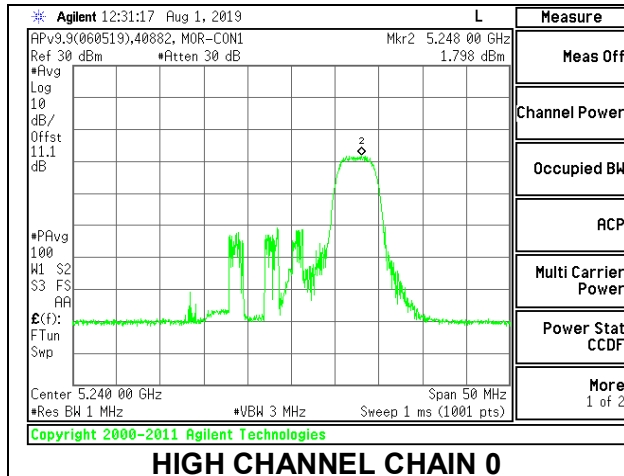
LOW CHANNEL



MID CHANNEL



HIGH CHANNEL



2TX Antenna 1 + Antenna 2 OFDMA MODE – 26-Tones, RU Index 0

Antenna Gain and Limits

Channel	Frequency (MHz)	Directional Gain for Power (dBi)	Directional Gain for PSD (dBi)	Power Limit (dBm)	PSD Limit (dBm/ 1MHz)
Low	5180	4.66	4.66	24.00	11.00
Mid	5200	4.66	4.66	24.00	11.00
High	5240	4.66	4.66	24.00	11.00

Duty Cycle CF (dB)	0.00	Included in Calculations of Corr'd PSD
---------------------------	------	---

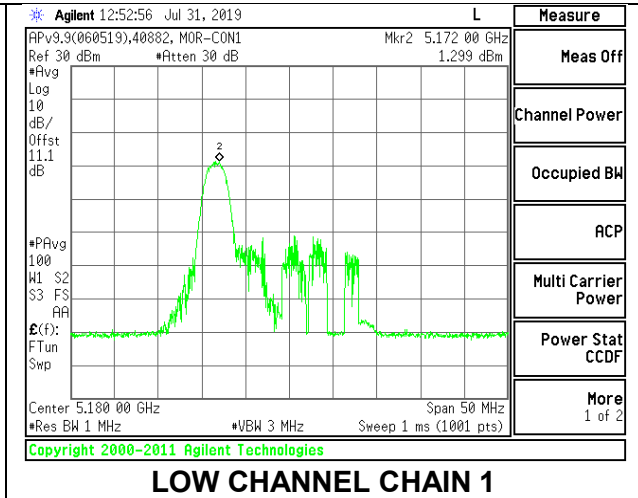
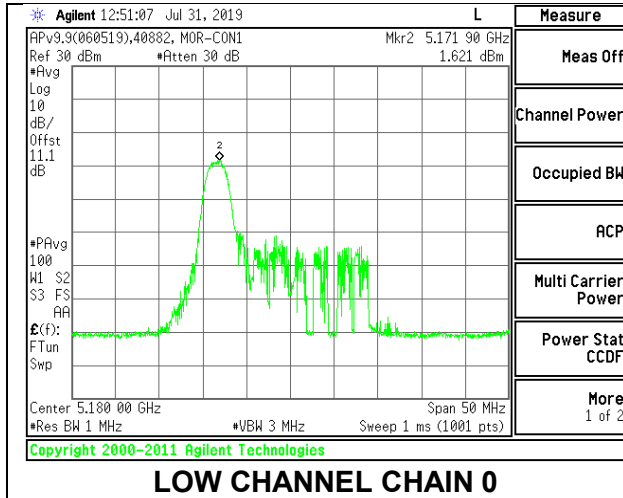
Output Power Results

Channel	Frequency (MHz)	Chain 0 Meas Power (dBm)	Chain 1 Meas Power (dBm)	Total Corr'd Power (dBm)	Power Limit (dBm)	Power Margin (dB)
Low	5180	4.45	4.24	7.36	24.00	-16.64
Mid	5200	4.47	4.33	7.41	24.00	-16.59
High	5240	4.30	4.35	7.34	24.00	-16.66

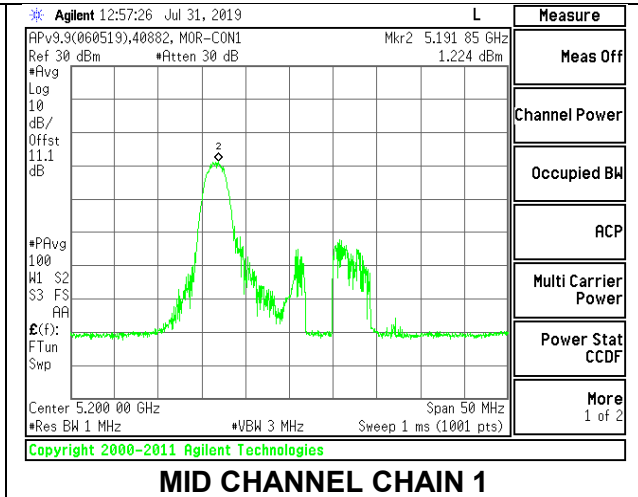
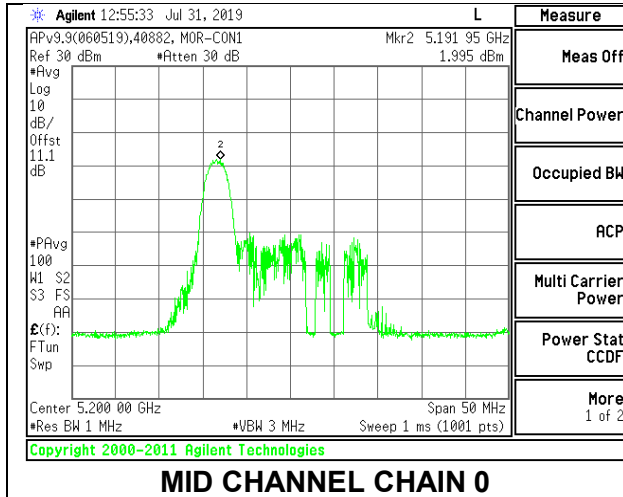
PSD Results

Channel	Frequency (MHz)	Chain 0 Meas PSD (dBm/1MHz)	Chain 1 Meas PSD (dBm/1MHz)	Total Corr'd PSD (dBm/1MHz)	PSD Limit (dBm/ 1MHz)	PSD Margin (dB)
Low	5180	1.621	1.299	4.47	11.00	-6.53
Mid	5200	1.995	1.224	4.64	11.00	-6.36
High	5240	1.785	1.420	4.62	11.00	-6.38

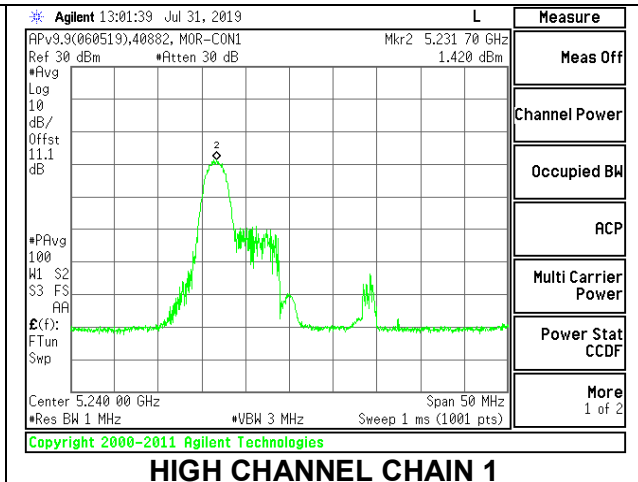
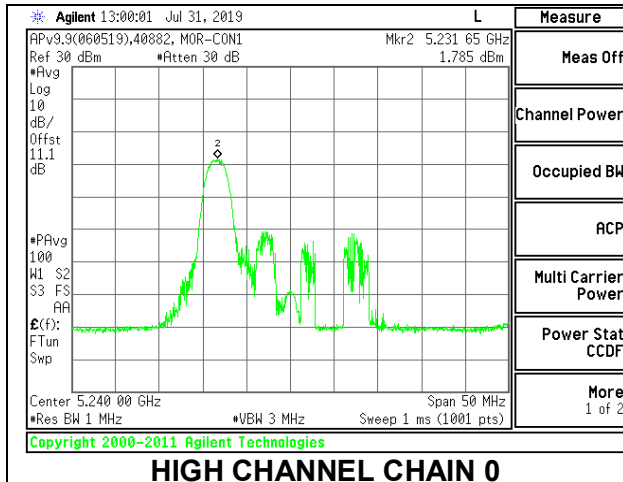
LOW CHANNEL



MID CHANNEL



HIGH CHANNEL



2TX Antenna 1 + Antenna 2 OFDMA MODE – 26-Tones, RU Index 4

Antenna Gain and Limits

Channel	Frequency (MHz)	Directional Gain for Power (dBi)	Directional Gain for PSD (dBi)	Power Limit (dBm)	PSD Limit (dBm/ 1MHz)
Low	5180	4.66	4.66	24.00	11.00
Mid	5200	4.66	4.66	24.00	11.00
High	5240	4.66	4.66	24.00	11.00

Duty Cycle CF (dB)	0.00	Included in Calculations of Corr'd PSD
---------------------------	------	---

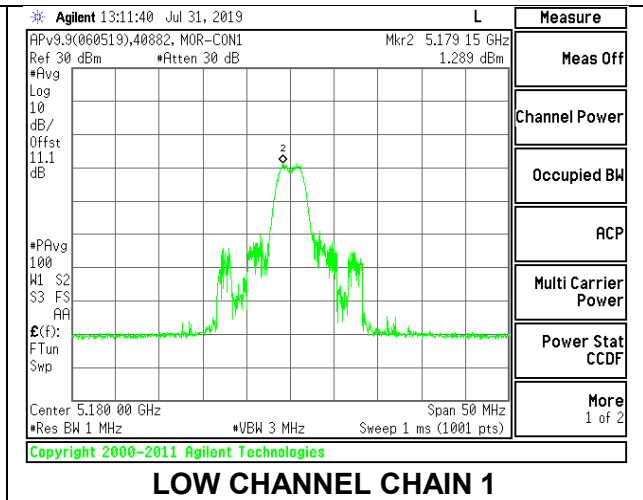
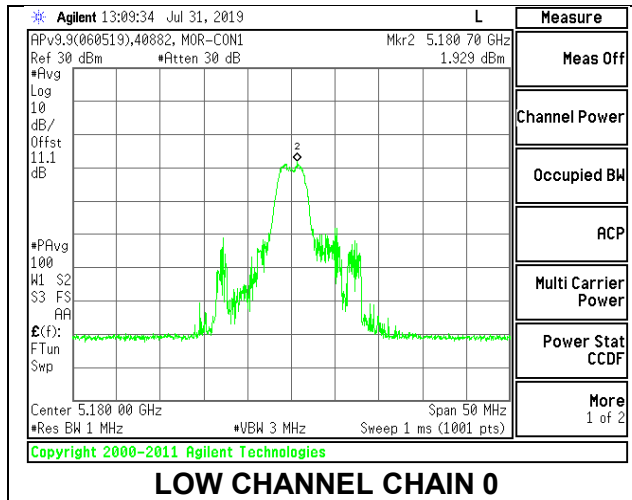
Output Power Results

Channel	Frequency (MHz)	Chain 0 Meas Power (dBm)	Chain 1 Meas Power (dBm)	Total Corr'd Power (dBm)	Power Limit (dBm)	Power Margin (dB)
Low	5180	4.60	4.50	7.56	24.00	-16.44
Mid	5200	4.72	4.46	7.60	24.00	-16.40
High	5240	4.50	4.42	7.47	24.00	-16.53

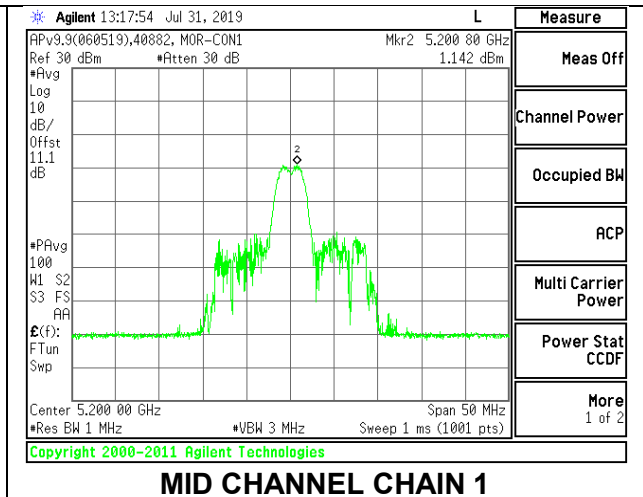
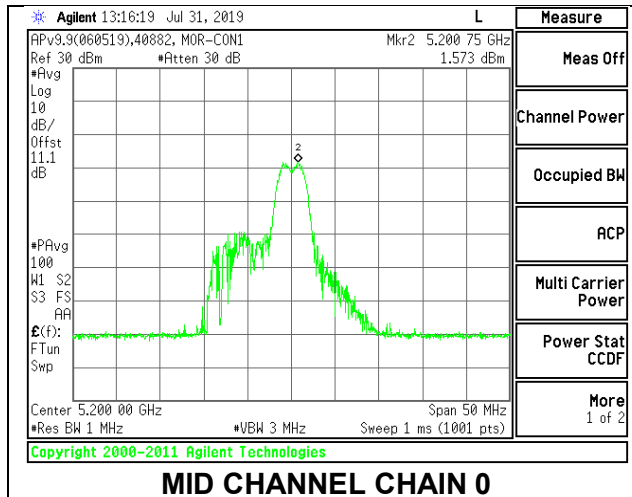
PSD Results

Channel	Frequency (MHz)	Chain 0 Meas PSD (dBm/1MHz)	Chain 1 Meas PSD (dBm/1MHz)	Total Corr'd PSD (dBm/1MHz)	PSD Limit (dBm/ 1MHz)	PSD Margin (dB)
Low	5180	1.929	1.289	4.63	11.00	-6.37
Mid	5200	1.573	1.142	4.37	11.00	-6.63
High	5240	1.328	1.326	4.34	11.00	-6.66

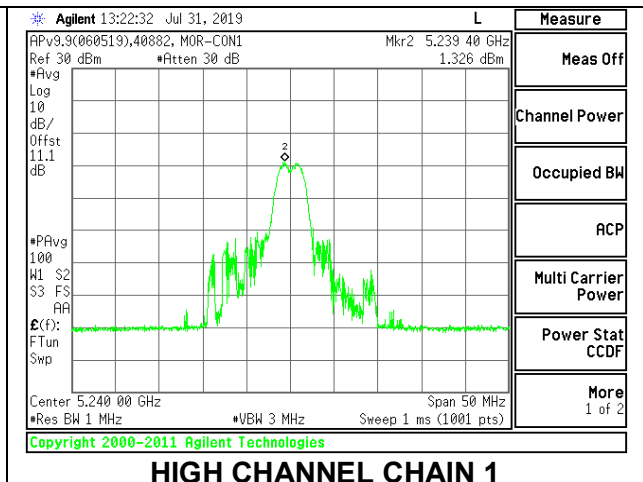
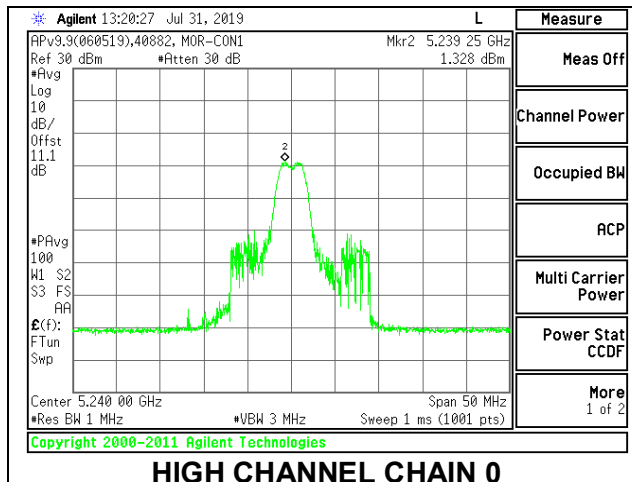
LOW CHANNEL



MID CHANNEL



HIGH CHANNEL



2TX Antenna 1 + Antenna 2 OFDMA MODE – 26-Tones, RU Index 8

Antenna Gain and Limits

Channel	Frequency (MHz)	Directional Gain for Power (dBi)	Directional Gain for PSD (dBi)	Power Limit (dBm)	PSD Limit (dBm/ 1MHz)
Low	5180	4.66	4.66	24.00	11.00
Mid	5200	4.66	4.66	24.00	11.00
High	5240	4.66	4.66	24.00	11.00

Duty Cycle CF (dB)	0.00	Included in Calculations of Corr'd PSD
---------------------------	------	---

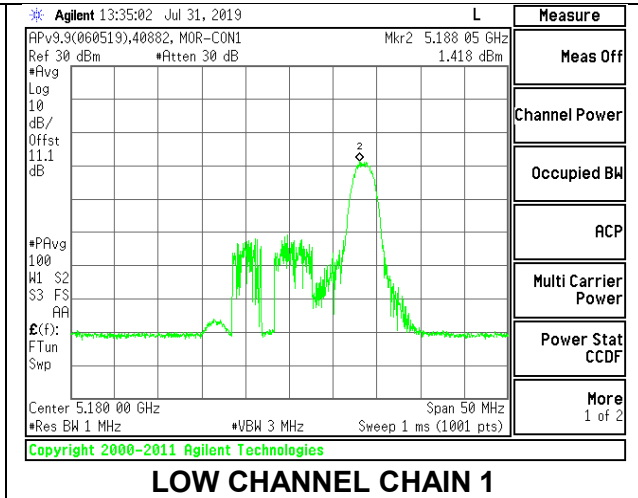
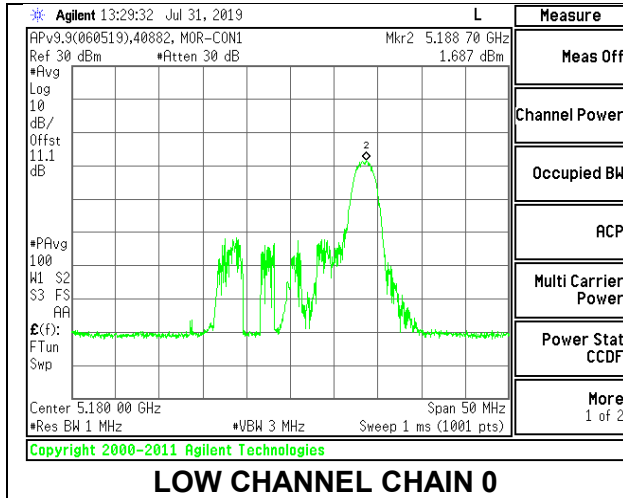
Output Power Results

Channel	Frequency (MHz)	Chain 0 Meas Power (dBm)	Chain 1 Meas Power (dBm)	Total Corr'd Power (dBm)	Power Limit (dBm)	Power Margin (dB)
Low	5180	4.30	4.26	7.29	24.00	-16.71
Mid	5200	4.35	4.32	7.35	24.00	-16.65
High	5240	4.40	4.22	7.32	24.00	-16.68

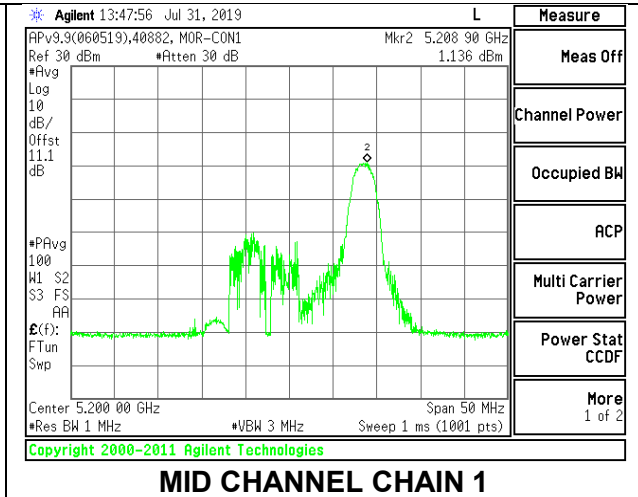
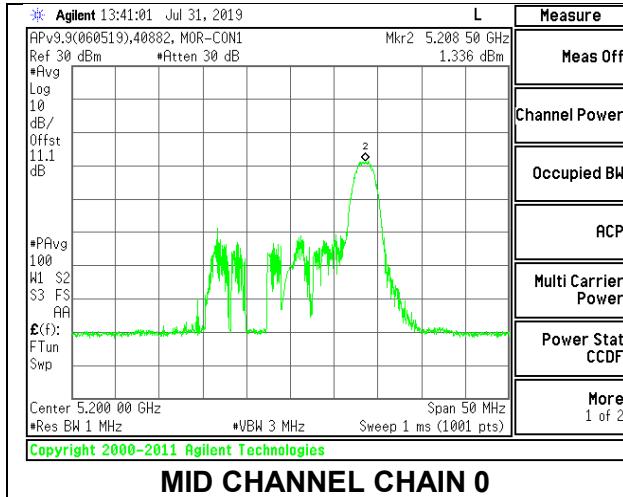
PSD Results

Channel	Frequency (MHz)	Chain 0 Meas PSD (dBm/1MHz)	Chain 1 Meas PSD (dBm/1MHz)	Total Corr'd PSD (dBm/1MHz)	PSD Limit (dBm/ 1MHz)	PSD Margin (dB)
Low	5180	1.687	1.418	4.56	11.00	-6.44
Mid	5200	1.336	1.136	4.25	11.00	-6.75
High	5240	1.759	1.621	4.70	11.00	-6.30

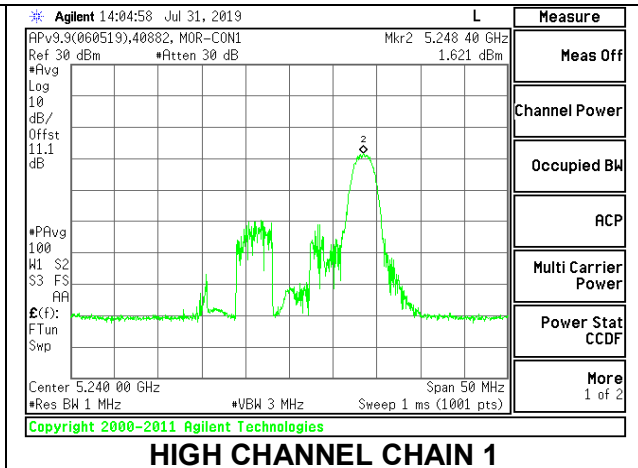
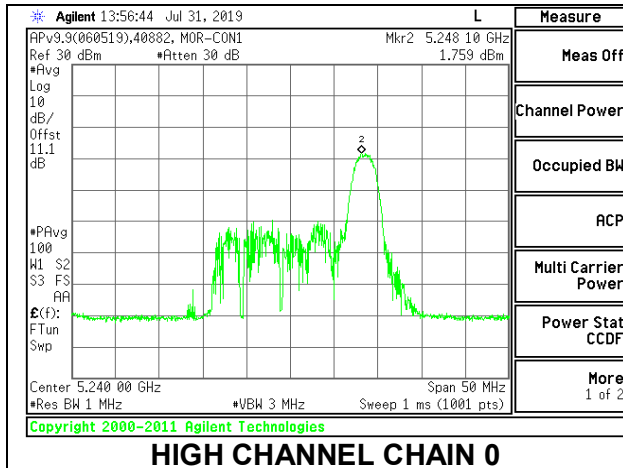
LOW CHANNEL



MID CHANNEL



HIGH CHANNEL



9.4.2. 802.11ax HE20 MODE IN THE 5.2 GHz BAND (IC)

2TX Antenna 1 + Antenna 2 SU MODE

Bandwidth, Antenna Gain, and Limits

Channel	Frequency (MHz)	Min 99% BW (MHz)	Directional Gain for Power (dBi)	Directional Gain for PSD (dBi)	EIRP Power Limit (dBm)	Power Limit (dBm)	EIRP PSD Limit (dBm/1MHz)	PSD Limit (dBm/1MHz)
Low	5180	16.885	4.66	4.66	22.28	17.62	10.00	5.34
Mid	5200	16.991	4.66	4.66	22.30	17.64	10.00	5.34
High	5240	16.904	4.66	4.66	22.28	17.62	10.00	5.34

Duty Cycle CF (dB)	0.00	Included in Calculations of Corr'd PSD
--------------------	------	--

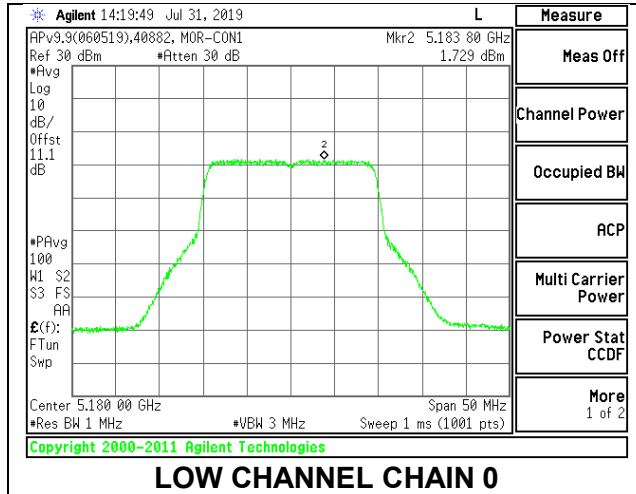
Output Power Results

Channel	Frequency (MHz)	Chain 0 Meas Power (dBm)	Chain 1 Meas Power (dBm)	Total Corr'd Power (dBm)	Power Limit (dBm)	Power Margin (dB)
Low	5180	13.22	13.13	16.19	17.62	-1.43
Mid	5200	13.32	13.19	16.27	17.64	-1.38
High	5240	13.23	13.08	16.17	17.62	-1.45

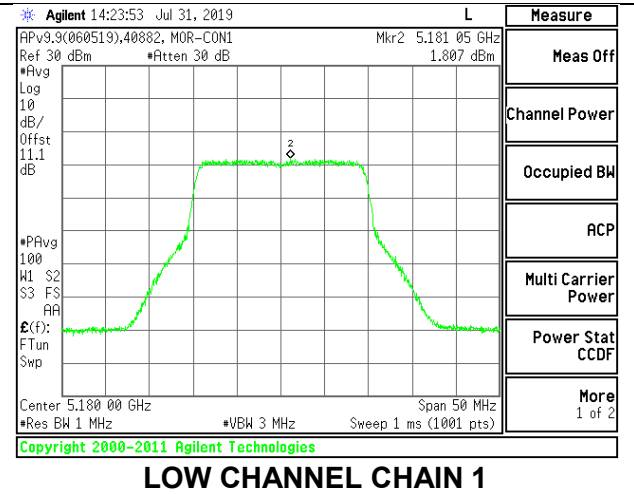
PSD Results

Channel	Frequency (MHz)	Chain 0 Meas PSD (dBm/1MHz)	Chain 1 Meas PSD (dBm/1MHz)	Total Corr'd PSD (dBm/1MHz)	PSD Limit (dBm/1MHz)	PSD Margin (dB)
Low	5180	1.729	1.807	4.78	5.34	-0.56
Mid	5200	1.860	1.491	4.69	5.34	-0.65
High	5240	1.587	1.778	4.69	5.34	-0.65

LOW CHANNEL

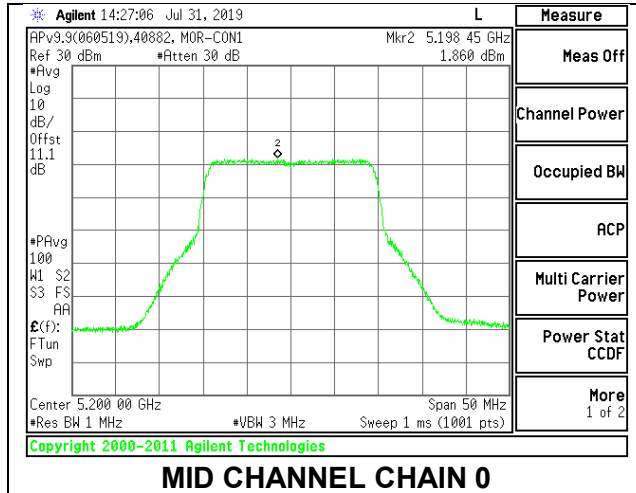


LOW CHANNEL CHAIN 0

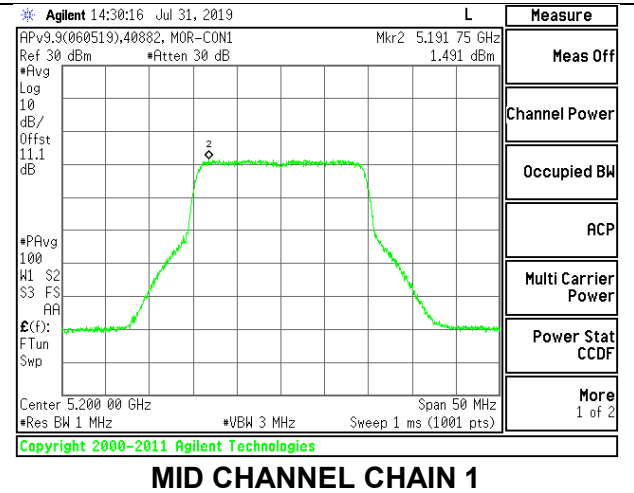


LOW CHANNEL CHAIN 1

MID CHANNEL

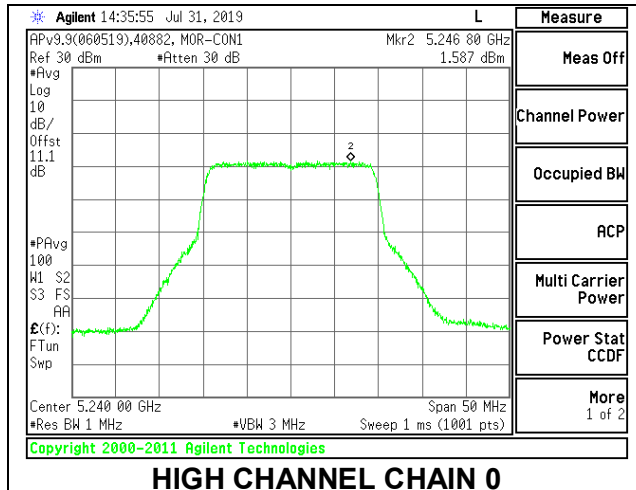


MID CHANNEL CHAIN 0

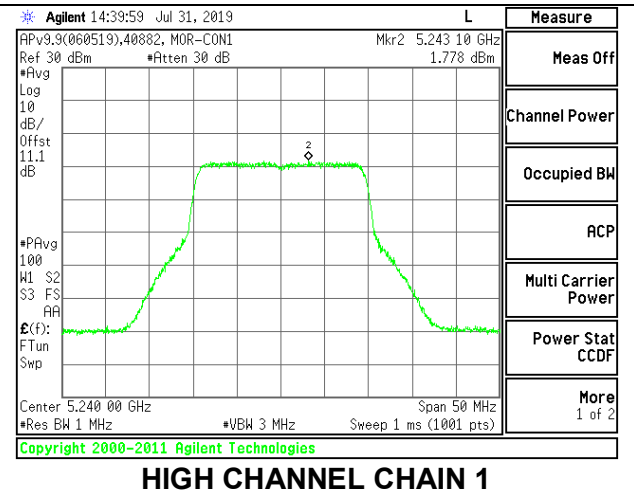


MID CHANNEL CHAIN 1

HIGH CHANNEL



HIGH CHANNEL CHAIN 0



HIGH CHANNEL CHAIN 1

2TX Antenna 1 + Antenna 2 OFDMA MODE – 242-Tones, RU Index 61

Bandwidth, Antenna Gain, and Limits

Channel	Frequency (MHz)	Min 99% BW (MHz)	Directional Gain for Power (dBi)	Directional Gain for PSD (dBi)	EIRP Power Limit (dBm)	Power Limit (dBm)	EIRP PSD Limit (dBm/ 1MHz)	PSD Limit (dBm/ 1MHz)
Low	5180	16.885	4.66	4.66	22.28	17.62	10.00	5.34
Mid	5200	16.991	4.66	4.66	22.30	17.64	10.00	5.34
High	5240	16.904	4.66	4.66	22.28	17.62	10.00	5.34

Duty Cycle CF (dB)	0.00	Included in Calculations of Corr'd PSD
---------------------------	------	---

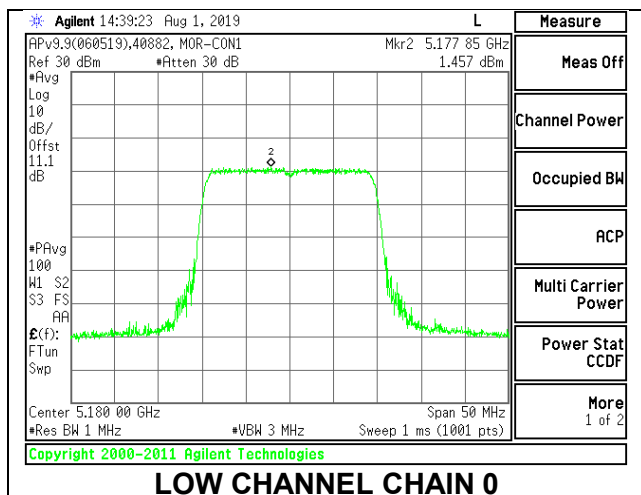
Output Power Results

Channel	Frequency (MHz)	Chain 0 Meas Power (dBm)	Chain 1 Meas Power (dBm)	Total Corr'd Power (dBm)	Power Limit (dBm)	Power Margin (dB)
Low	5180	12.74	12.55	15.66	17.62	-1.96
Mid	5200	12.78	12.52	15.66	17.64	-1.98
High	5240	12.68	12.48	15.59	17.62	-2.03

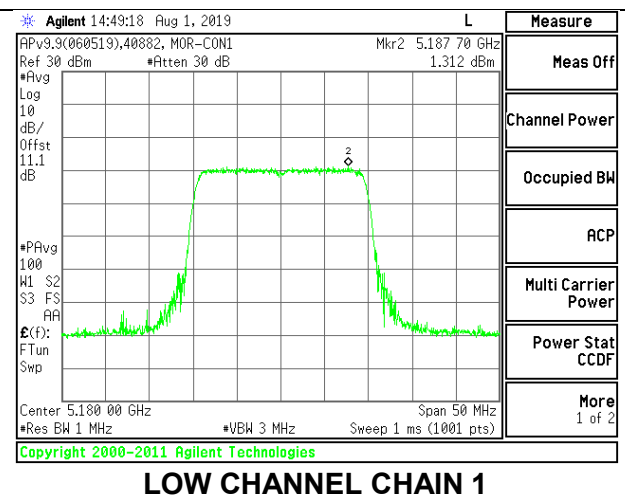
PSD Results

Channel	Frequency (MHz)	Chain 0 Meas PSD (dBm/1MHz)	Chain 1 Meas PSD (dBm/1MHz)	Total Corr'd PSD (dBm/1MHz)	PSD Limit (dBm/ 1MHz)	PSD Margin (dB)
Low	5180	1.46	1.31	4.40	5.34	-0.94
Mid	5200	1.36	0.99	4.19	5.34	-1.15
High	5240	1.03	0.90	3.98	5.34	-1.36

LOW CHANNEL

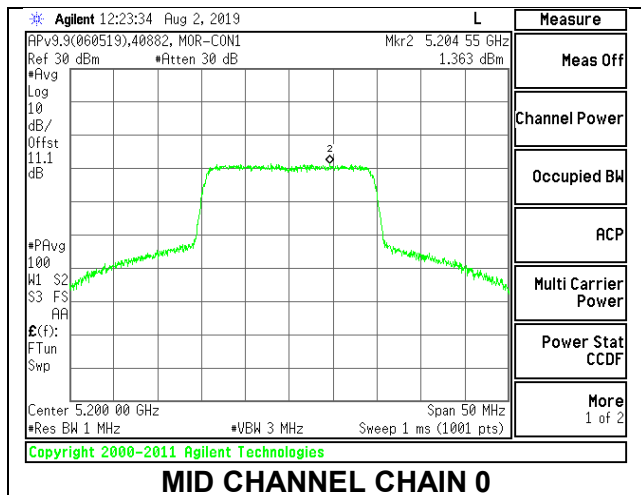


LOW CHANNEL CHAIN 0

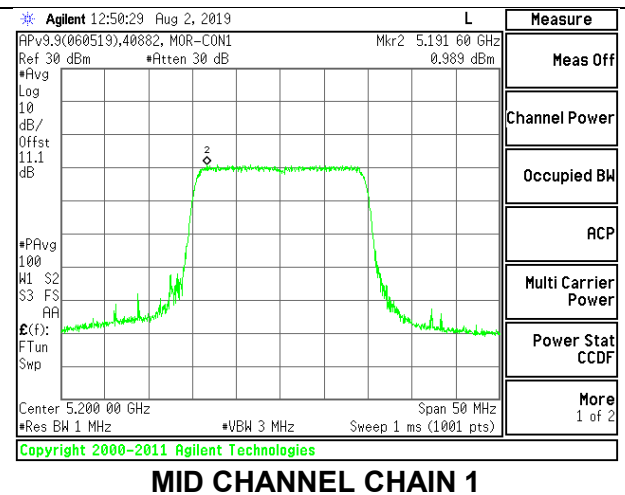


LOW CHANNEL CHAIN 1

MID CHANNEL

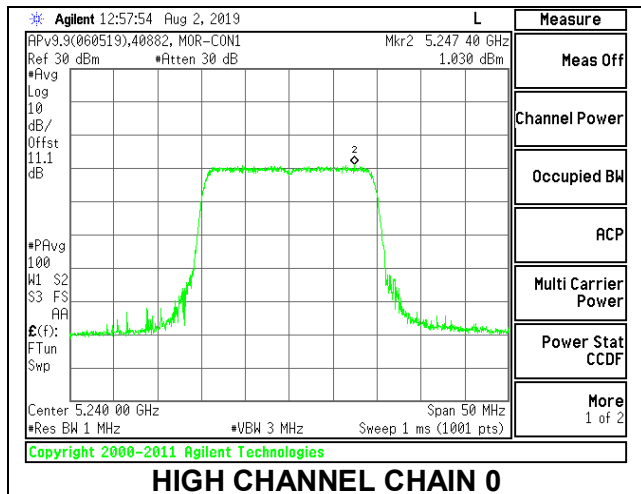


MID CHANNEL CHAIN 0

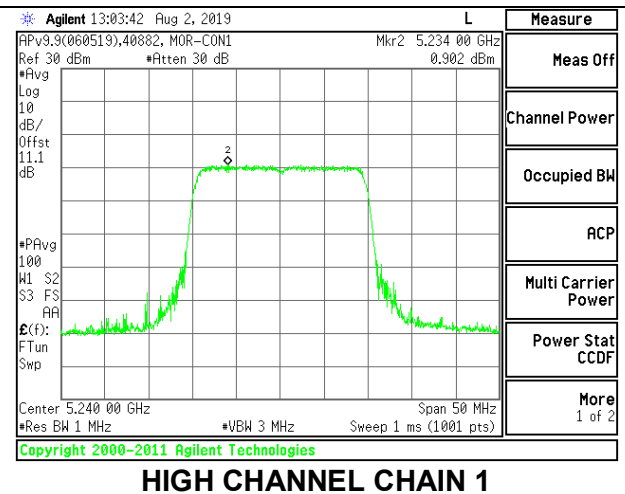


MID CHANNEL CHAIN 1

HIGH CHANNEL



HIGH CHANNEL CHAIN 0



HIGH CHANNEL CHAIN 1

2TX Antenna 1 + Antenna 2 OFDMA MODE – 106-Tones, RU Index 53

Bandwidth, Antenna Gain, and Limits

Channel	Frequency (MHz)	Min 99% BW (MHz)	Directional Gain for Power (dBi)	Directional Gain for PSD (dBi)	EIRP Power Limit (dBm)	Power Limit (dBm)	EIRP PSD Limit (dBm/1MHz)	PSD Limit (dBm/1MHz)
Low	5180	16.885	4.66	4.66	22.28	17.62	10.00	5.34
Mid	5200	16.991	4.66	4.66	22.30	17.64	10.00	5.34
High	5240	16.904	4.66	4.66	22.28	17.62	10.00	5.34

Duty Cycle CF (dB)	0.00	Included in Calculations of Corr'd PSD
---------------------------	------	---

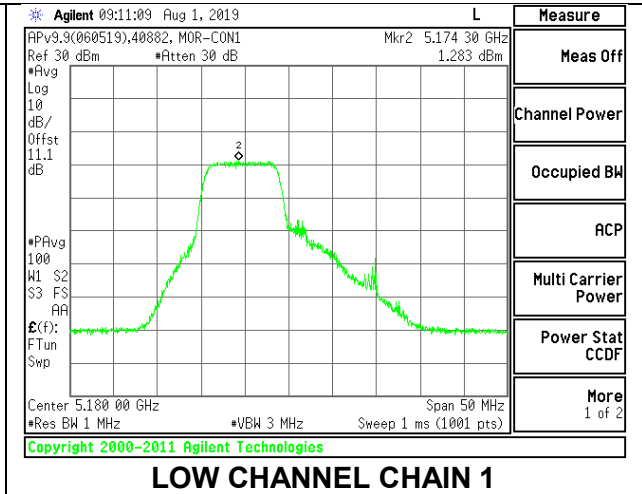
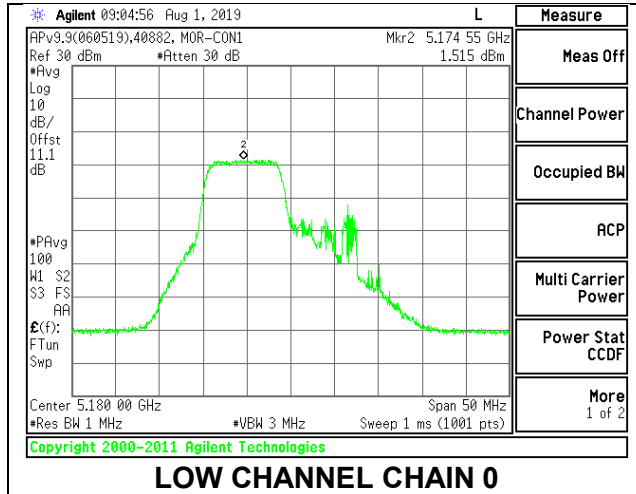
Output Power Results

Channel	Frequency (MHz)	Chain 0 Meas Power (dBm)	Chain 1 Meas Power (dBm)	Total Corr'd Power (dBm)	Power Limit (dBm)	Power Margin (dB)
Low	5180	9.78	9.75	12.78	17.62	-4.84
Mid	5200	10.24	10.05	13.16	17.64	-4.49
High	5240	9.87	10.02	12.96	17.62	-4.66

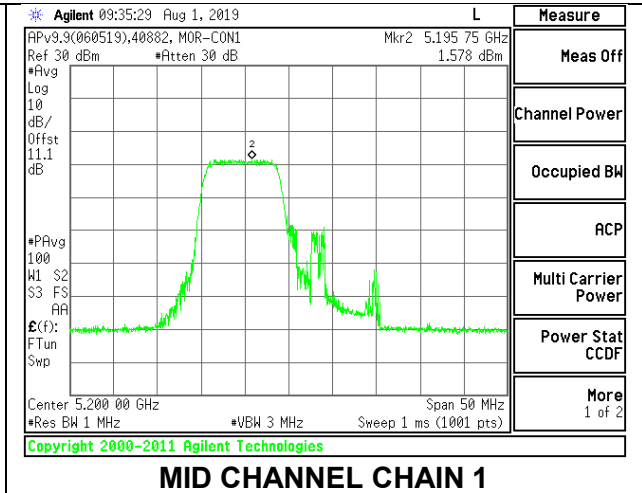
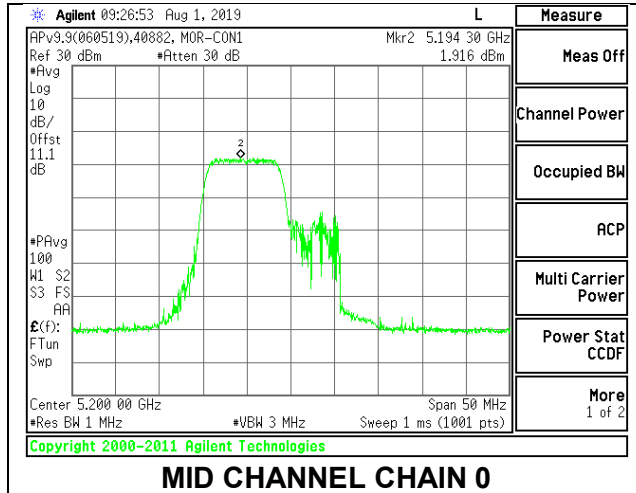
PSD Results

Channel	Frequency (MHz)	Chain 0 Meas PSD (dBm/1MHz)	Chain 1 Meas PSD (dBm/1MHz)	Total Corr'd PSD (dBm/1MHz)	PSD Limit (dBm/1MHz)	PSD Margin (dB)
Low	5180	1.52	1.28	4.41	5.34	-0.93
Mid	5200	1.92	1.58	4.76	5.34	-0.58
High	5240	1.83	1.78	4.81	5.34	-0.53

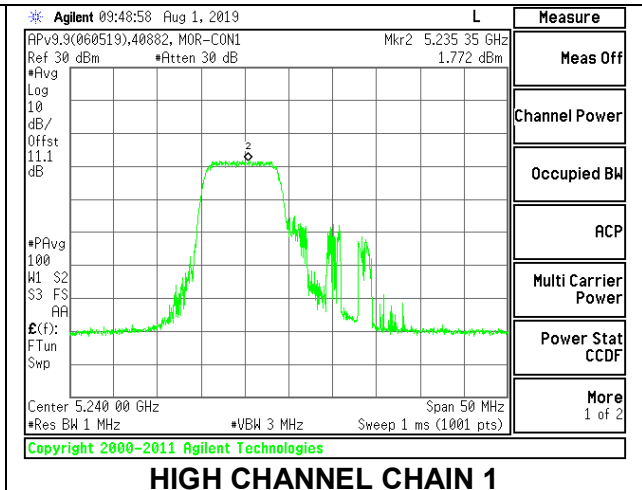
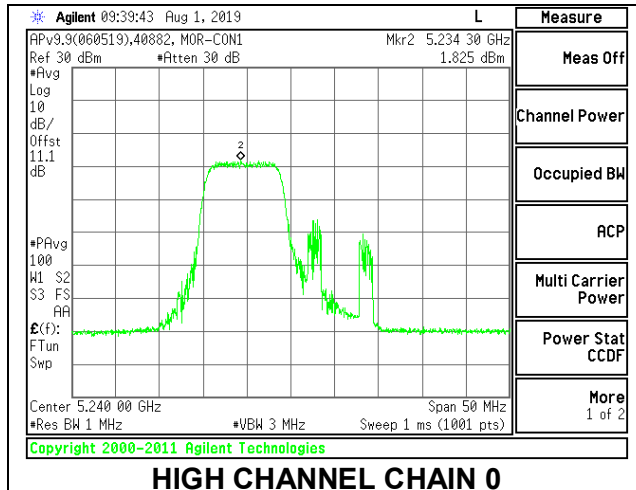
LOW CHANNEL



MID CHANNEL



HIGH CHANNEL



2TX Antenna 1 + Antenna 2 OFDMA MODE – 106-Tones, RU Index 54

Bandwidth, Antenna Gain, and Limits

Channel	Frequency (MHz)	Min 99% BW (MHz)	Directional Gain for Power (dBi)	Directional Gain for PSD (dBi)	EIRP Power Limit (dBm)	Power Limit (dBm)	EIRP PSD Limit (dBm/1MHz)	PSD Limit (dBm/1MHz)
Low	5180	16.885	4.66	4.66	22.28	17.62	10.00	5.34
Mid	5200	16.991	4.66	4.66	22.30	17.64	10.00	5.34
High	5240	16.904	4.66	4.66	22.28	17.62	10.00	5.34

Duty Cycle CF (dB)	0.00	Included in Calculations of Corr'd PSD
---------------------------	------	---

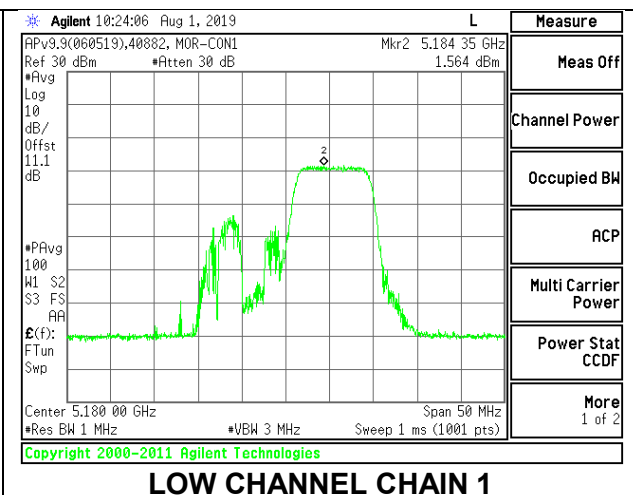
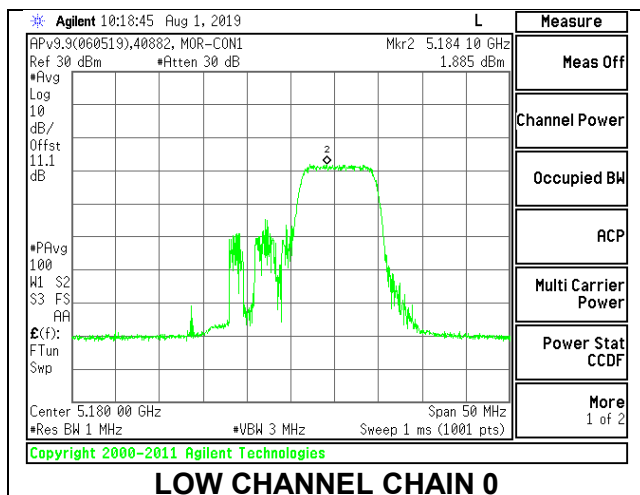
Output Power Results

Channel	Frequency (MHz)	Chain 0 Meas Power (dBm)	Chain 1 Meas Power (dBm)	Total Corr'd Power (dBm)	Power Limit (dBm)	Power Margin (dB)
Low	5180	10.14	10.14	13.15	17.62	-4.46
Mid	5200	10.30	10.02	13.17	17.64	-4.47
High	5240	10.17	10.00	13.10	17.62	-4.52

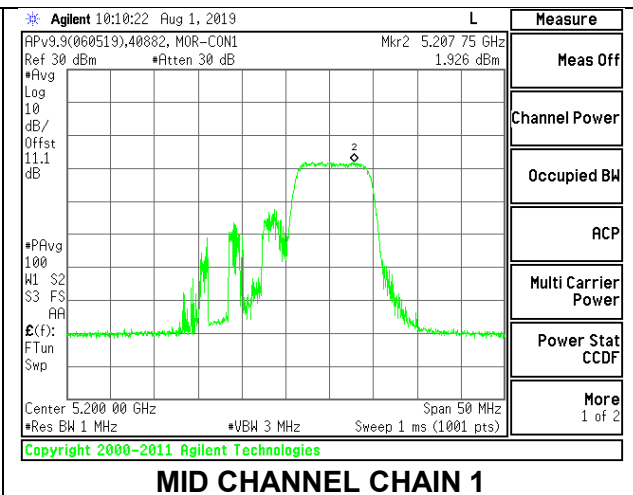
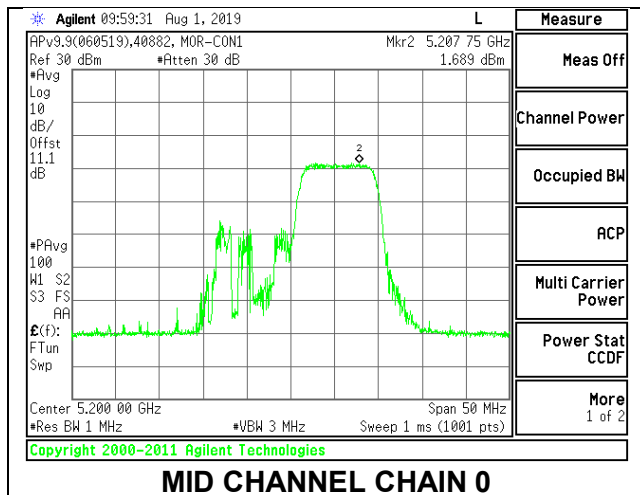
PSD Results

Channel	Frequency (MHz)	Chain 0 Meas PSD (dBm/1MHz)	Chain 1 Meas PSD (dBm/1MHz)	Total Corr'd PSD (dBm/1MHz)	PSD Limit (dBm/1MHz)	PSD Margin (dB)
Low	5180	1.89	1.56	4.74	5.34	-0.60
Mid	5200	1.69	1.93	4.82	5.34	-0.52
High	5240	1.90	1.55	4.74	5.34	-0.60

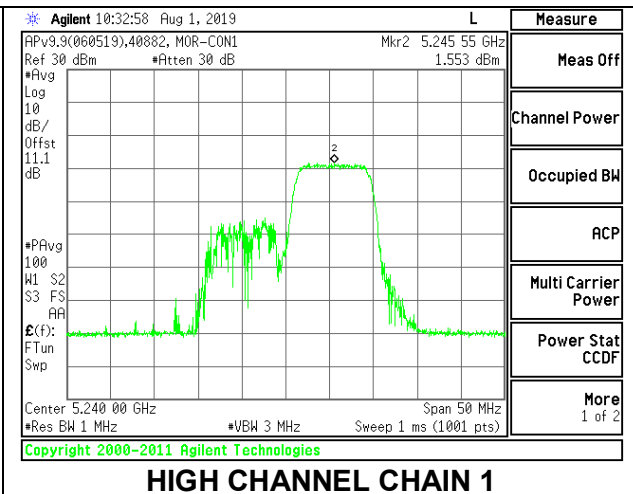
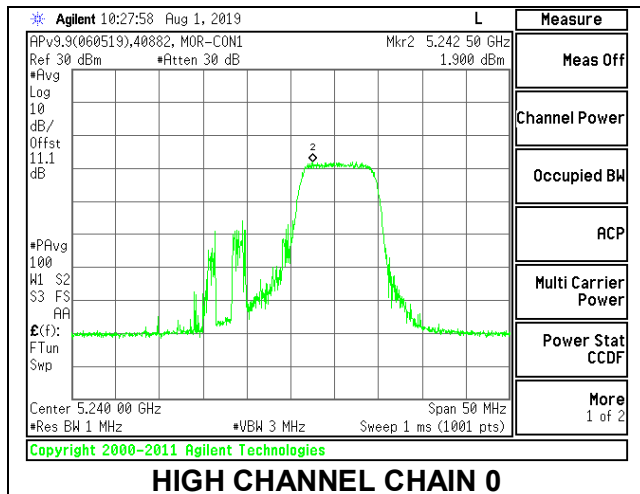
LOW CHANNEL



MID CHANNEL



HIGH CHANNEL



2TX Antenna 1 + Antenna 2 OFDMA MODE – 52-Tones, RU Index 37

Bandwidth, Antenna Gain, and Limits

Channel	Frequency (MHz)	Min 99% BW (MHz)	Directional Gain for Power (dBi)	Directional Gain for PSD (dBi)	EIRP Power Limit (dBm)	Power Limit (dBm)	EIRP PSD Limit (dBm/1MHz)	PSD Limit (dBm/1MHz)
Low	5180	16.885	4.66	4.66	22.28	17.62	10.00	5.34
Mid	5200	16.991	4.66	4.66	22.30	17.64	10.00	5.34
High	5240	16.904	4.66	4.66	22.28	17.62	10.00	5.34

Duty Cycle CF (dB)	0.00	Included in Calculations of Corr'd PSD
---------------------------	------	---

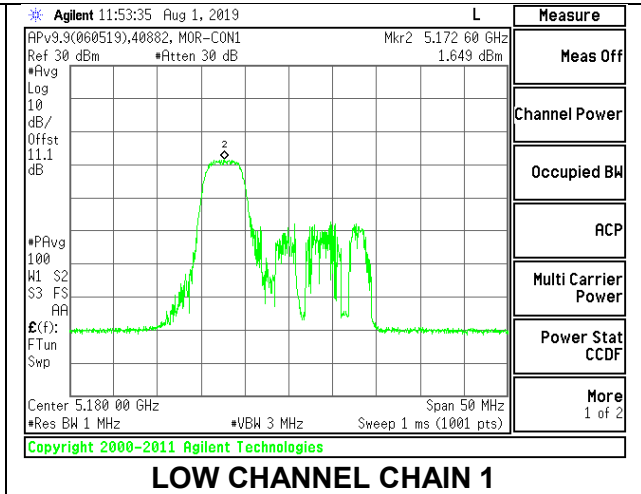
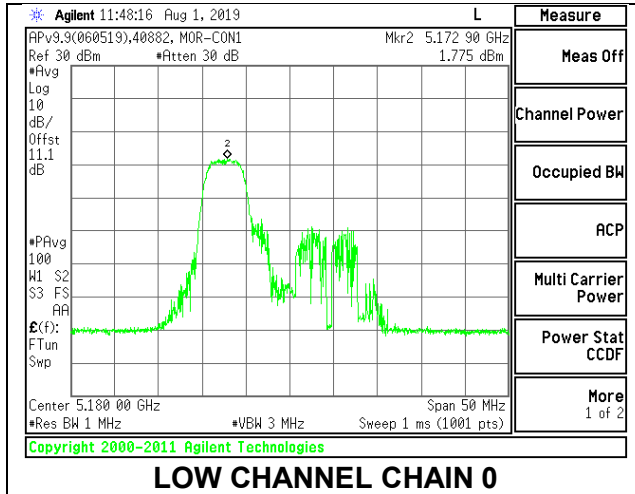
Output Power Results

Channel	Frequency (MHz)	Chain 0 Meas Power (dBm)	Chain 1 Meas Power (dBm)	Total Corr'd Power (dBm)	Power Limit (dBm)	Power Margin (dB)
Low	5180	6.00	5.85	8.94	17.62	-8.68
Mid	5200	6.14	5.84	9.00	17.64	-8.64
High	5240	5.94	5.89	8.93	17.62	-8.69

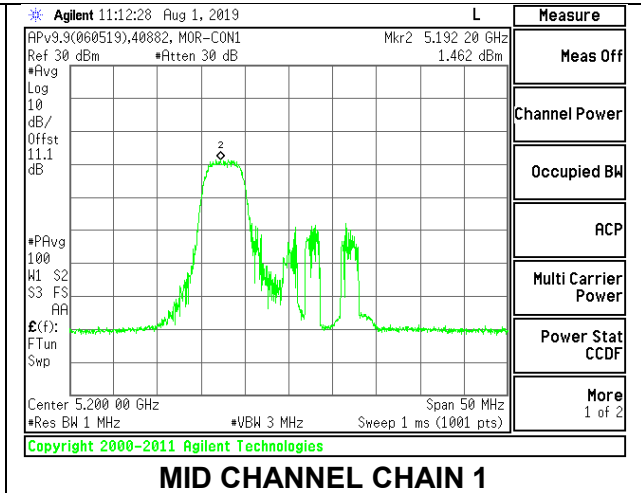
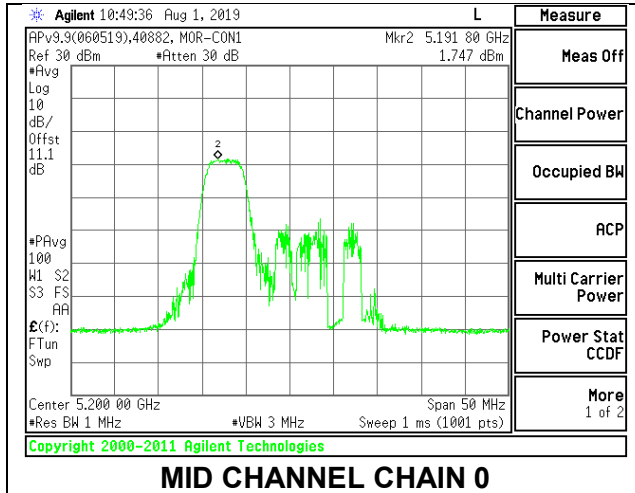
PSD Results

Channel	Frequency (MHz)	Chain 0 Meas PSD (dBm/1MHz)	Chain 1 Meas PSD (dBm/1MHz)	Total Corr'd PSD (dBm/1MHz)	PSD Limit (dBm/1MHz)	PSD Margin (dB)
Low	5180	1.78	1.65	4.72	5.34	-0.62
Mid	5200	1.75	1.46	4.62	5.34	-0.72
High	5240	1.79	1.67	4.74	5.34	-0.60

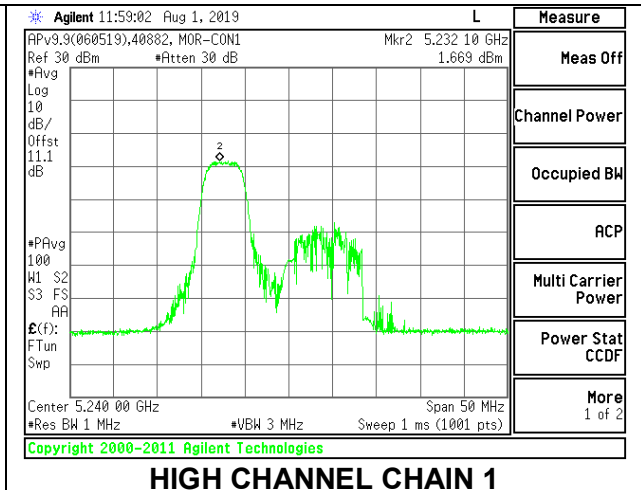
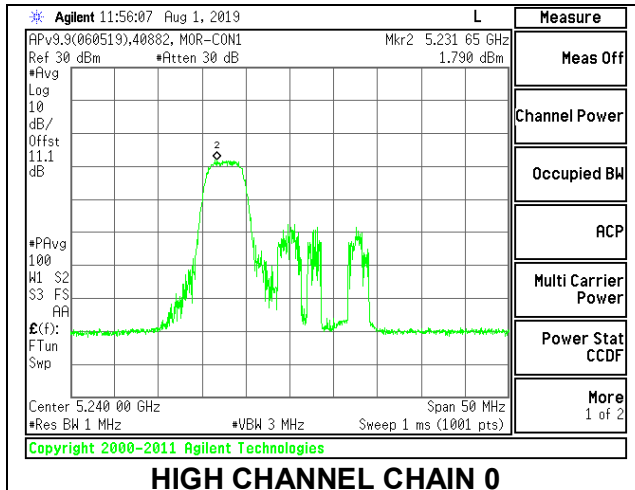
LOW CHANNEL



MID CHANNEL



HIGH CHANNEL



2TX Antenna 1 + Antenna 2 OFDMA MODE – 52-Tones, RU Index 38

Bandwidth, Antenna Gain, and Limits

Channel	Frequency (MHz)	Min 99% BW (MHz)	Directional Gain for Power (dBi)	Directional Gain for PSD (dBi)	EIRP Power Limit (dBm)	Power Limit (dBm)	EIRP PSD Limit (dBm/1MHz)	PSD Limit (dBm/1MHz)
Low	5180	16.885	4.66	4.66	22.28	17.62	10.00	5.34
Mid	5200	16.991	4.66	4.66	22.30	17.64	10.00	5.34
High	5240	16.904	4.66	4.66	22.28	17.62	10.00	5.34

Duty Cycle CF (dB)	0.00	Included in Calculations of Corr'd PSD
---------------------------	------	---

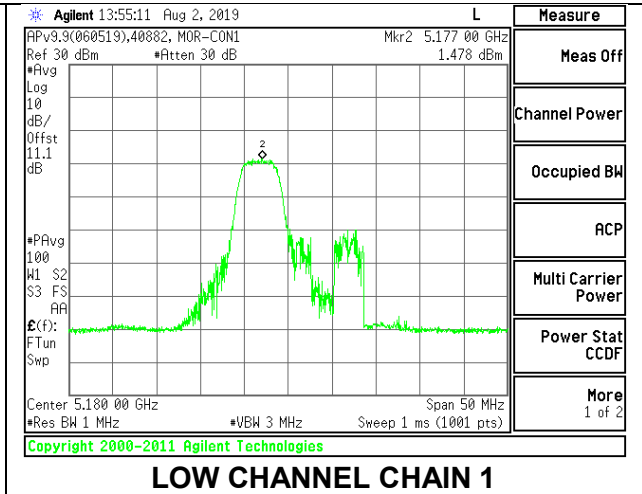
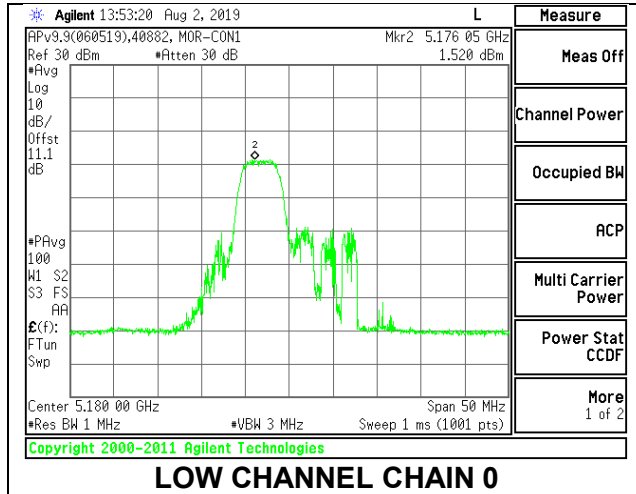
Output Power Results

Channel	Frequency (MHz)	Chain 0 Meas Power (dBm)	Chain 1 Meas Power (dBm)	Total Corr'd Power (dBm)	Power Limit (dBm)	Power Margin (dB)
Low	5180	5.70	5.96	8.84	17.62	-8.77
Mid	5200	6.19	5.95	9.08	17.64	-8.56
High	5240	6.02	5.91	8.98	17.62	-8.64

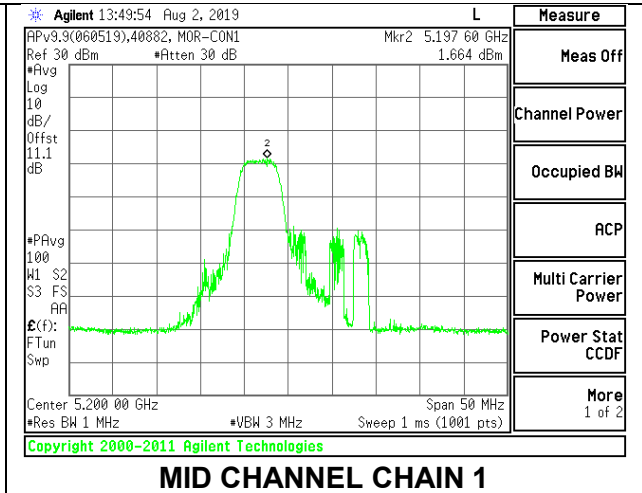
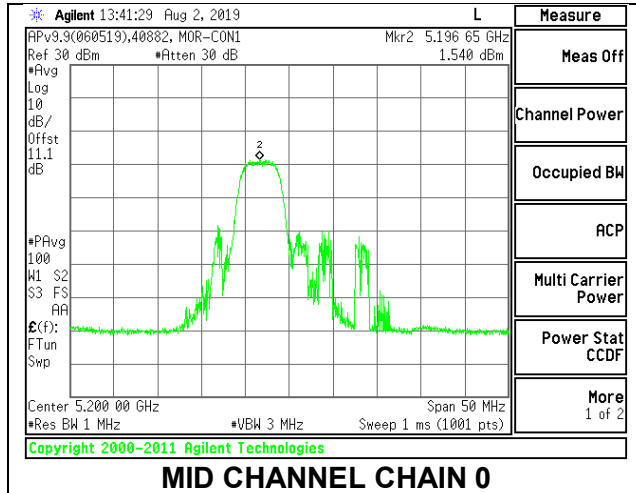
PSD Results

Channel	Frequency (MHz)	Chain 0 Meas PSD (dBm/1MHz)	Chain 1 Meas PSD (dBm/1MHz)	Total Corr'd PSD (dBm/1MHz)	PSD Limit (dBm/1MHz)	PSD Margin (dB)
Low	5180	1.52	1.48	4.51	5.34	-0.83
Mid	5200	1.54	1.66	4.61	5.34	-0.73
High	5240	1.41	1.48	4.45	5.34	-0.89

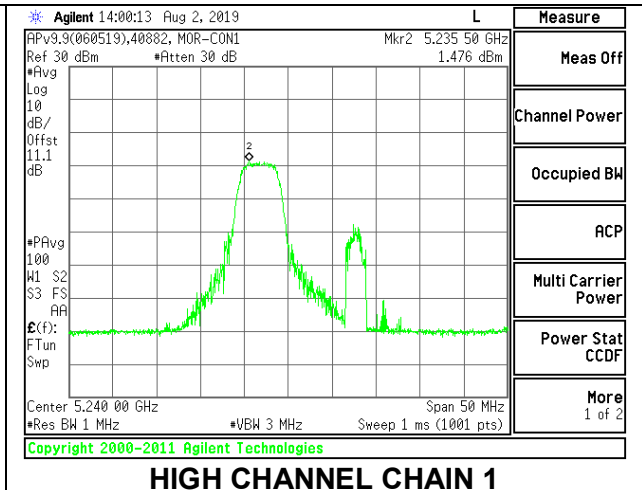
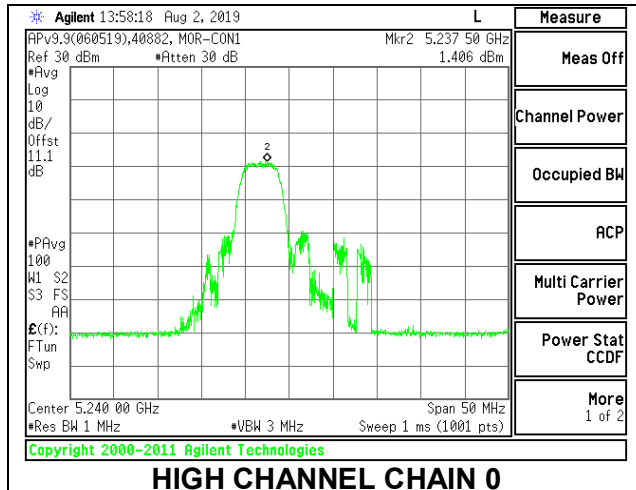
LOW CHANNEL



MID CHANNEL



HIGH CHANNEL



2TX Antenna 1 + Antenna 2 OFDMA MODE – 52-Tones, RU Index 40

Bandwidth, Antenna Gain, and Limits

Channel	Frequency (MHz)	Min 99% BW (MHz)	Directional Gain for Power (dBi)	Directional Gain for PSD (dBi)	EIRP Power Limit (dBm)	Power Limit (dBm)	EIRP PSD Limit (dBm/ 1MHz)	PSD Limit (dBm/ 1MHz)
Low	5180	16.885	4.66	4.66	22.28	17.62	10.00	5.34
Mid	5200	16.991	4.66	4.66	22.30	17.64	10.00	5.34
High	5240	16.904	4.66	4.66	22.28	17.62	10.00	5.34

Duty Cycle CF (dB)	0.00	Included in Calculations of Corr'd PSD
---------------------------	------	---

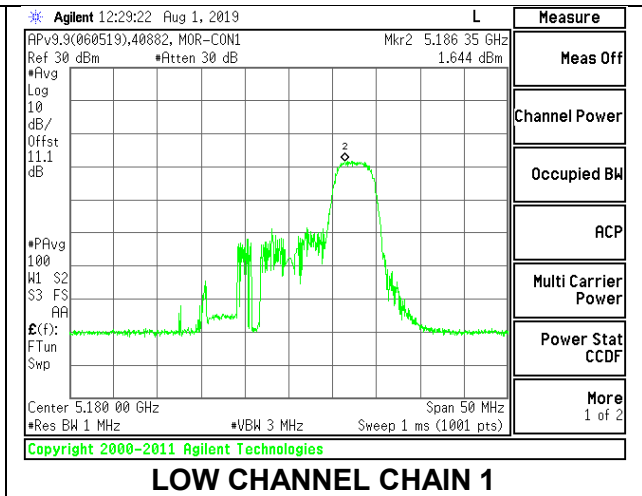
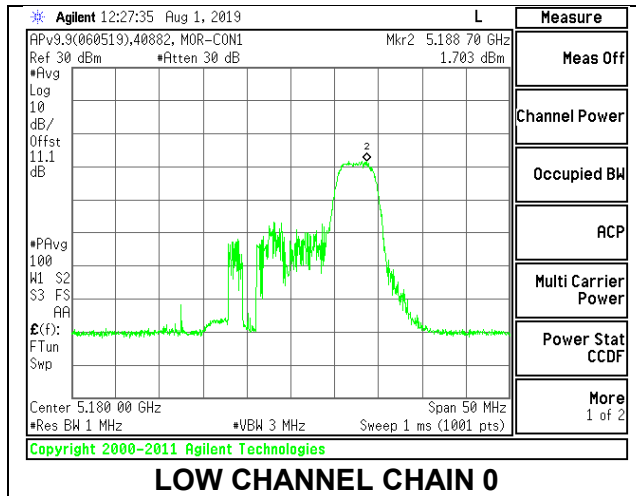
Output Power Results

Channel	Frequency (MHz)	Chain 0 Meas Power (dBm)	Chain 1 Meas Power (dBm)	Total Corr'd Power (dBm)	Power Limit (dBm)	Power Margin (dB)
Low	5180	5.97	5.91	8.95	17.62	-8.66
Mid	5200	6.13	5.88	9.02	17.64	-8.63
High	5240	6.03	5.79	8.92	17.62	-8.70

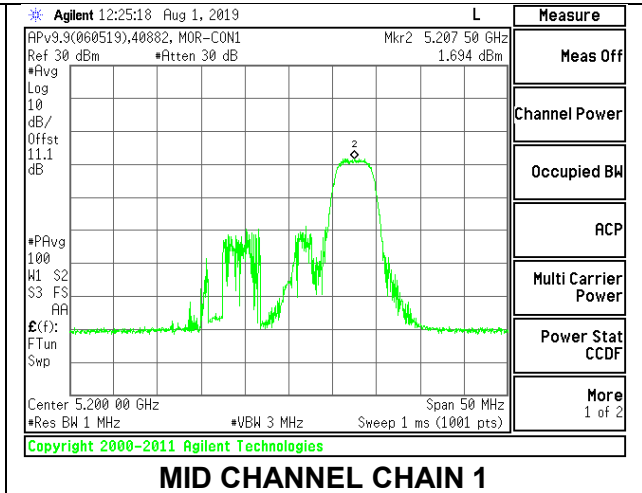
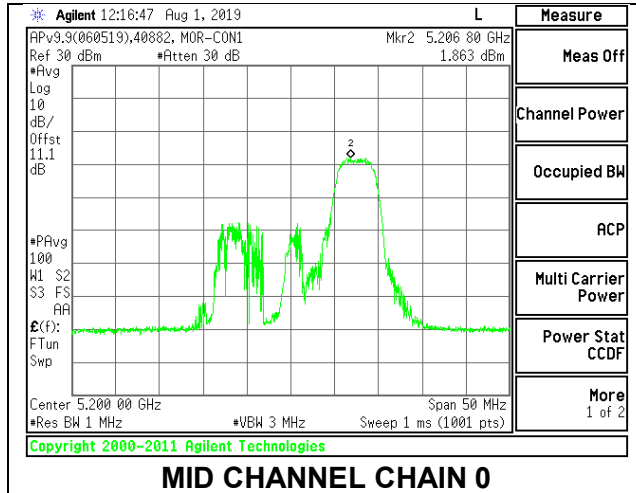
PSD Results

Channel	Frequency (MHz)	Chain 0 Meas PSD (dBm/1MHz)	Chain 1 Meas PSD (dBm/1MHz)	Total Corr'd PSD (dBm/1MHz)	PSD Limit (dBm/ 1MHz)	PSD Margin (dB)
Low	5180	1.703	1.644	4.68	5.34	-0.66
Mid	5200	1.863	1.684	4.78	5.34	-0.56
High	5240	1.798	1.680	4.75	5.34	-0.59

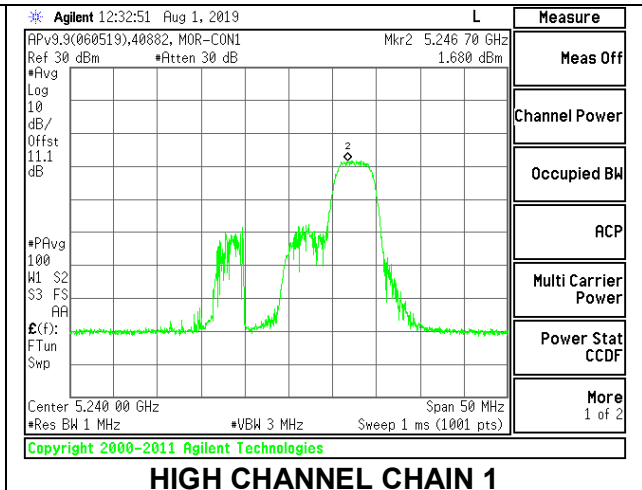
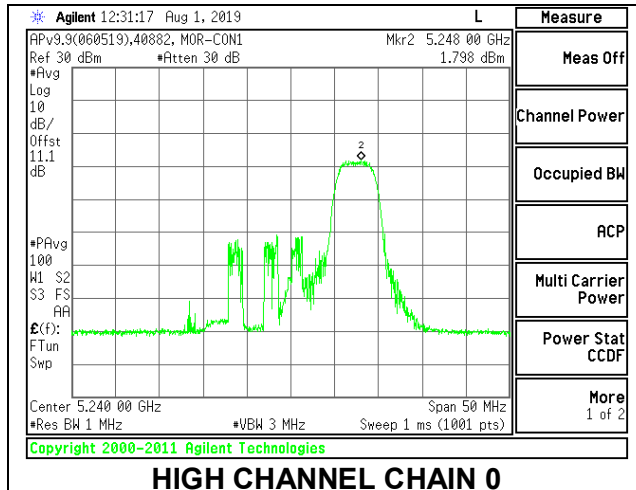
LOW CHANNEL



MID CHANNEL



HIGH CHANNEL



2TX Antenna 1 + Antenna 2 OFDMA MODE – 26-Tones, RU Index 0

Bandwidth, Antenna Gain, and Limits

Channel	Frequency (MHz)	Min 99% BW (MHz)	Directional Gain for Power (dBi)	Directional Gain for PSD (dBi)	EIRP Power Limit (dBm)	Power Limit (dBm)	EIRP PSD Limit (dBm/ 1MHz)	PSD Limit (dBm/ 1MHz)
Low	5180	16.885	4.66	4.66	22.28	17.62	10.00	5.34
Mid	5200	16.991	4.66	4.66	22.30	17.64	10.00	5.34
High	5240	16.904	4.66	4.66	22.28	17.62	10.00	5.34

Duty Cycle CF (dB)	0.00	Included in Calculations of Corr'd PSD
---------------------------	------	---

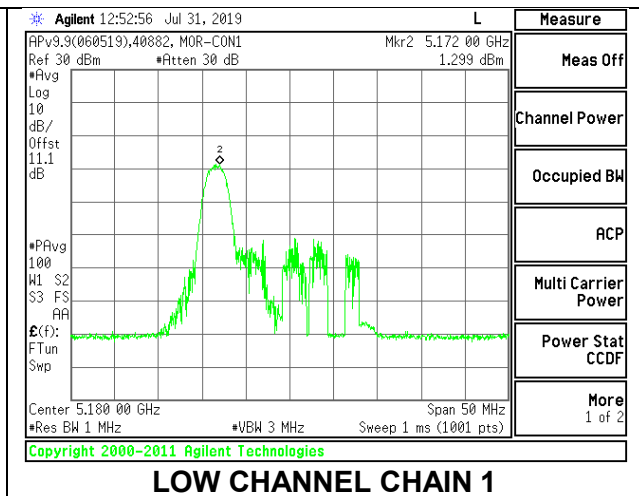
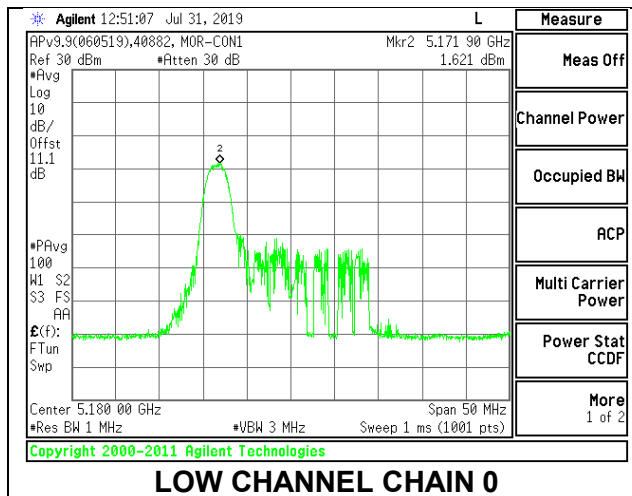
Output Power Results

Channel	Frequency (MHz)	Chain 0 Meas Power (dBm)	Chain 1 Meas Power (dBm)	Total Corr'd Power (dBm)	Power Limit (dBm)	Power Margin (dB)
Low	5180	4.45	4.24	7.36	17.62	-10.26
Mid	5200	4.47	4.33	7.41	17.64	-10.23
High	5240	4.30	4.35	7.34	17.62	-10.28

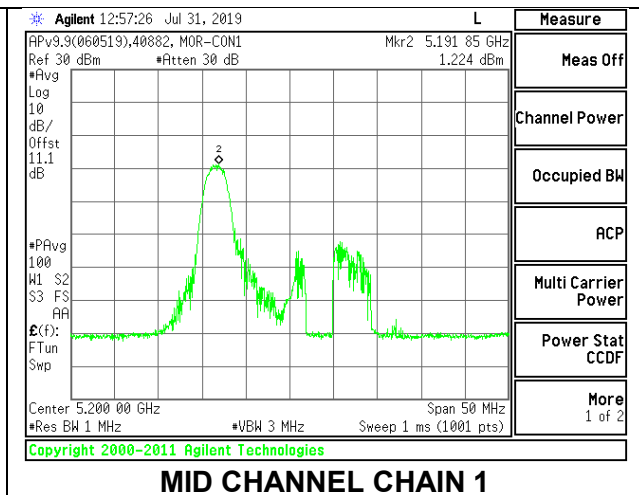
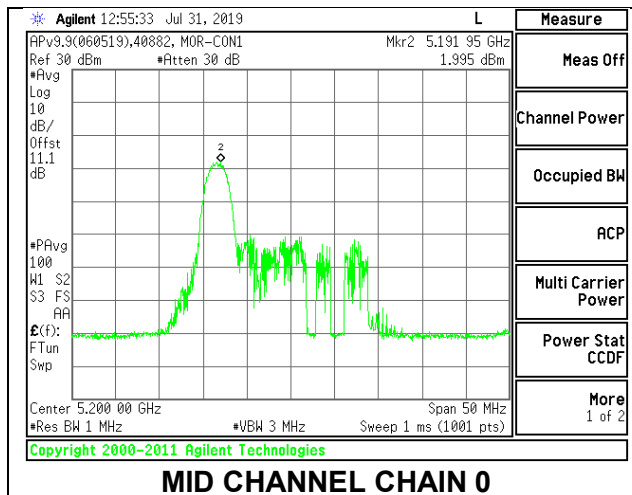
PSD Results

Channel	Frequency (MHz)	Chain 0 Meas PSD (dBm/1MHz)	Chain 1 Meas PSD (dBm/1MHz)	Total Corr'd PSD (dBm/1MHz)	PSD Limit (dBm/ 1MHz)	PSD Margin (dB)
Low	5180	1.62	1.30	4.47	5.34	-0.87
Mid	5200	2.00	1.22	4.64	5.34	-0.70
High	5240	1.79	1.42	4.62	5.34	-0.72

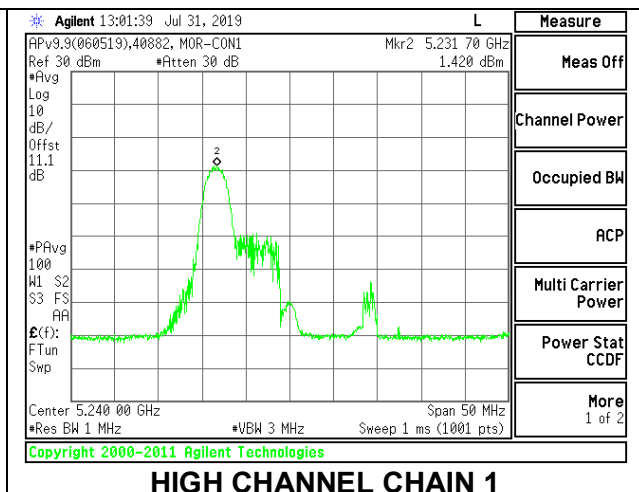
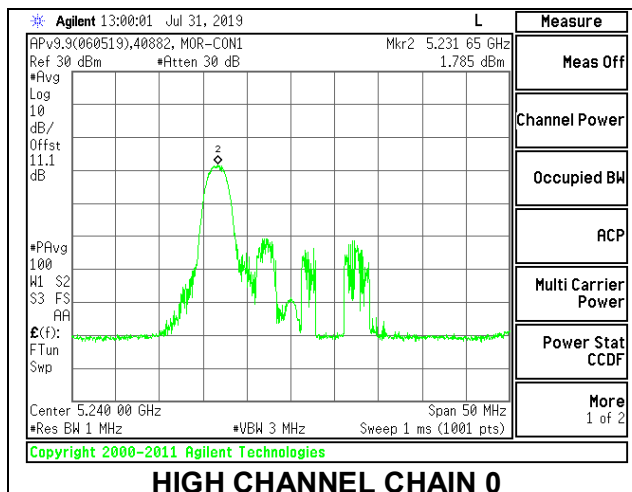
LOW CHANNEL



MID CHANNEL



HIGH CHANNEL



2TX Antenna 1 + Antenna 2 OFDMA MODE – 26-Tones, RU Index 4

Bandwidth, Antenna Gain, and Limits

Channel	Frequency (MHz)	Min 99% BW (MHz)	Directional Gain for Power (dBi)	Directional Gain for PSD (dBi)	EIRP Power Limit (dBm)	Power Limit (dBm)	EIRP PSD Limit (dBm/ 1MHz)	PSD Limit (dBm/ 1MHz)
Low	5180	16.885	4.66	4.66	22.28	17.62	10.00	5.34
Mid	5200	16.991	4.66	4.66	22.30	17.64	10.00	5.34
High	5240	16.904	4.66	4.66	22.28	17.62	10.00	5.34

Duty Cycle CF (dB)	0.00	Included in Calculations of Corr'd PSD
---------------------------	------	---

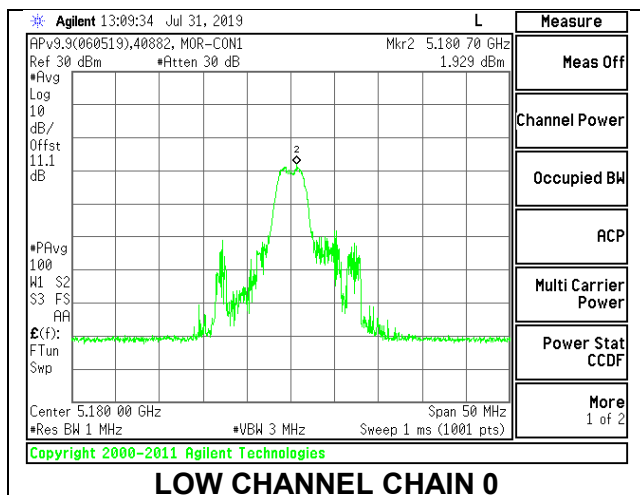
Output Power Results

Channel	Frequency (MHz)	Chain 0 Meas Power (dBm)	Chain 1 Meas Power (dBm)	Total Corr'd Power (dBm)	Power Limit (dBm)	Power Margin (dB)
Low	5180	4.60	4.50	7.56	17.62	-10.05
Mid	5200	4.72	4.46	7.60	17.64	-10.04
High	5240	4.50	4.42	7.47	17.62	-10.15

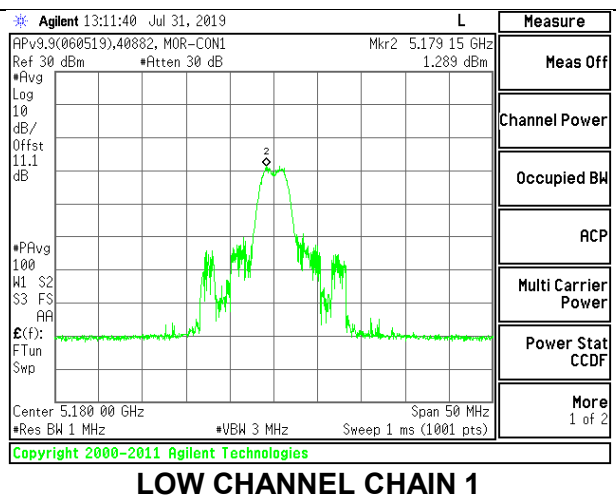
PSD Results

Channel	Frequency (MHz)	Chain 0 Meas PSD (dBm/1MHz)	Chain 1 Meas PSD (dBm/1MHz)	Total Corr'd PSD (dBm/1MHz)	PSD Limit (dBm/ 1MHz)	PSD Margin (dB)
Low	5180	1.929	1.289	4.63	5.34	-0.71
Mid	5200	1.573	1.142	4.37	5.34	-0.97
High	5240	1.328	1.260	4.30	5.34	-1.04

LOW CHANNEL

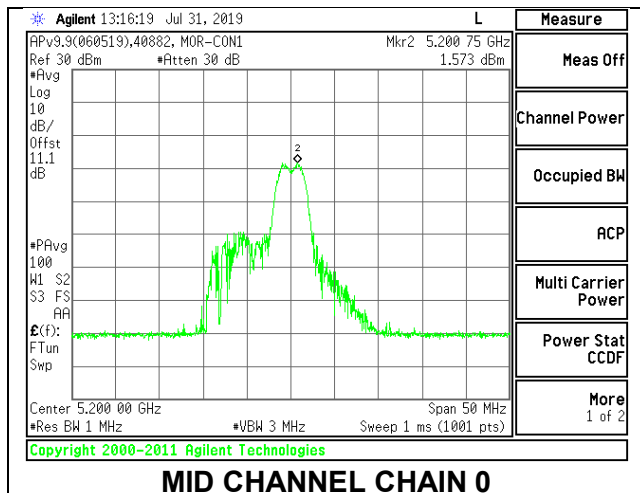


LOW CHANNEL CHAIN 0

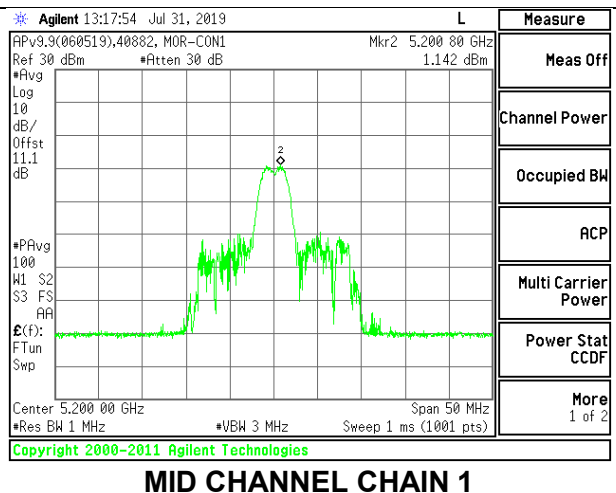


LOW CHANNEL CHAIN 1

MID CHANNEL

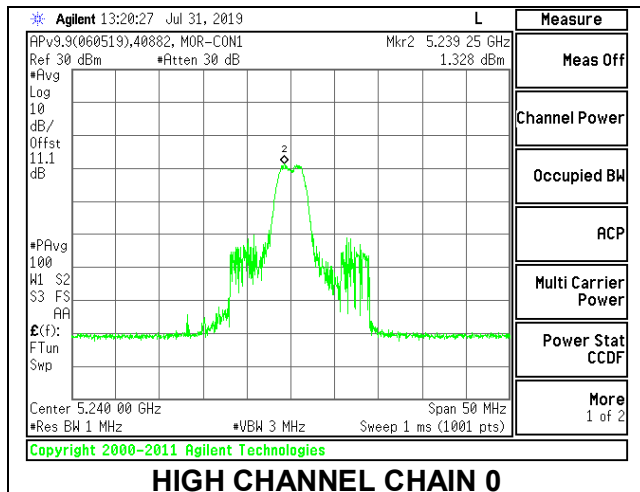


MID CHANNEL CHAIN 0

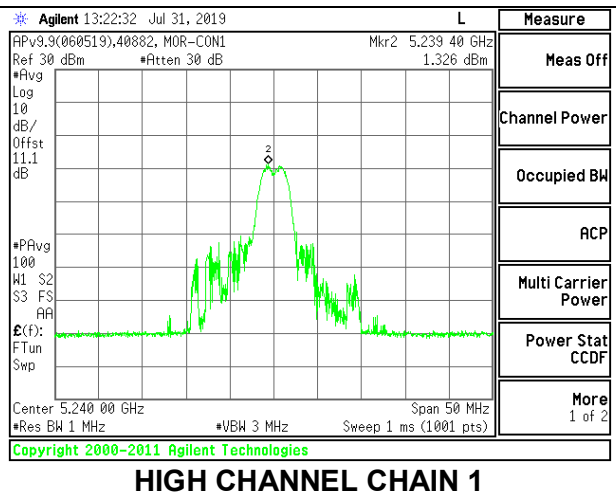


MID CHANNEL CHAIN 1

HIGH CHANNEL



HIGH CHANNEL CHAIN 0



HIGH CHANNEL CHAIN 1

2TX Antenna 1 + Antenna 2 OFDMA MODE – 26-Tones, RU Index 8

Bandwidth, Antenna Gain, and Limits

Channel	Frequency (MHz)	Min 99% BW (MHz)	Directional Gain for Power (dBi)	Directional Gain for PSD (dBi)	EIRP Power Limit (dBm)	Power Limit (dBm)	EIRP PSD Limit (dBm/1MHz)	PSD Limit (dBm/1MHz)
Low	5180	16.885	4.66	4.66	22.28	17.62	10.00	5.34
Mid	5200	16.991	4.66	4.66	22.30	17.64	10.00	5.34
High	5240	16.904	4.66	4.66	22.28	17.62	10.00	5.34

Duty Cycle CF (dB)	0.00	Included in Calculations of Corr'd PSD
---------------------------	------	---

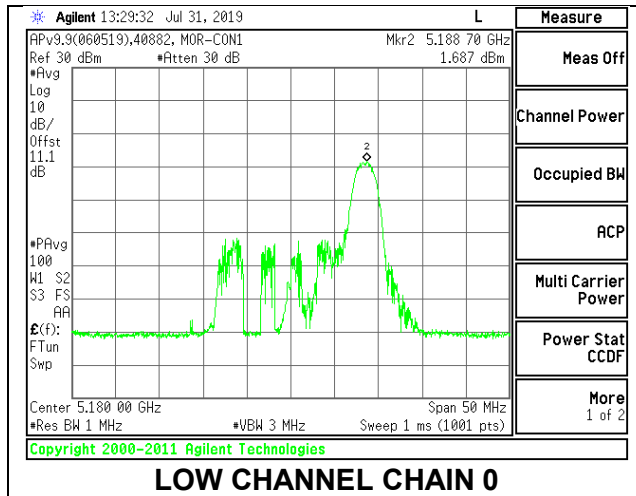
Output Power Results

Channel	Frequency (MHz)	Chain 0 Meas Power (dBm)	Chain 1 Meas Power (dBm)	Total Corr'd Power (dBm)	Power Limit (dBm)	Power Margin (dB)
Low	5180	4.30	4.26	7.29	17.62	-10.32
Mid	5200	4.35	4.32	7.35	17.64	-10.30
High	5240	4.40	4.22	7.32	17.62	-10.30

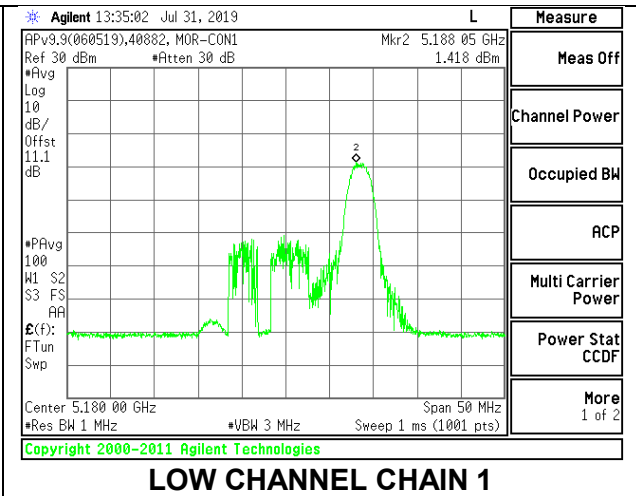
PSD Results

Channel	Frequency (MHz)	Chain 0 Meas PSD (dBm/1MHz)	Chain 1 Meas PSD (dBm/1MHz)	Total Corr'd PSD (dBm/1MHz)	PSD Limit (dBm/1MHz)	PSD Margin (dB)
Low	5180	1.69	1.42	4.56	5.34	-0.78
Mid	5200	1.34	1.14	4.25	5.34	-1.09
High	5240	1.76	1.62	4.70	5.34	-0.64

LOW CHANNEL

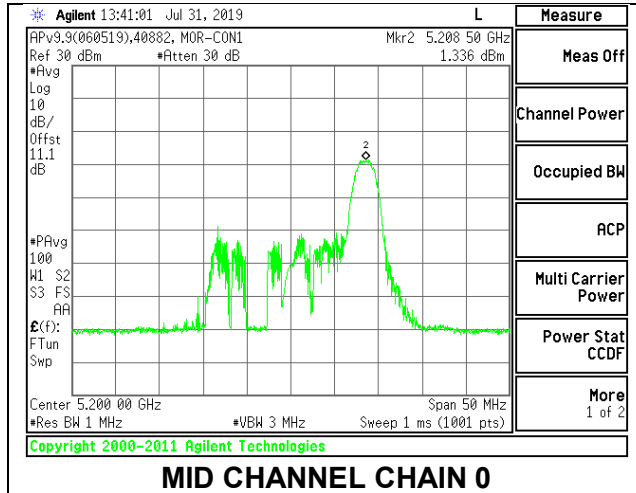


LOW CHANNEL CHAIN 0

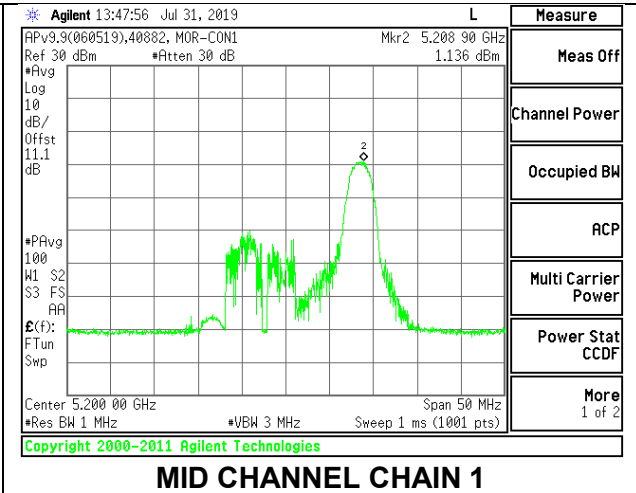


LOW CHANNEL CHAIN 1

MID CHANNEL

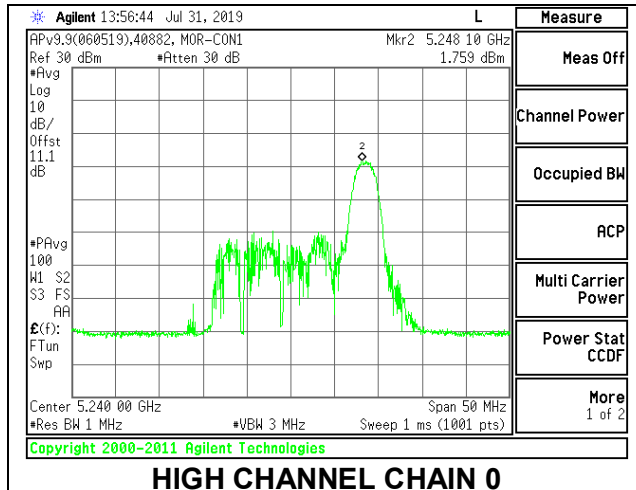


MID CHANNEL CHAIN 0

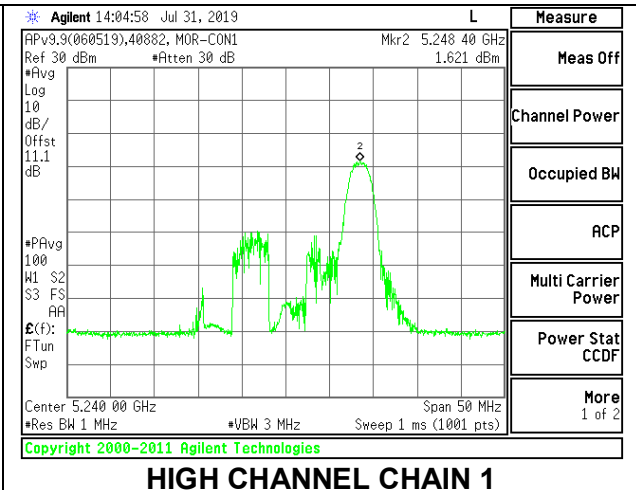


MID CHANNEL CHAIN 1

HIGH CHANNEL



HIGH CHANNEL CHAIN 0



HIGH CHANNEL CHAIN 1

9.4.3. 802.11ax HE40 MODE IN THE 5.2 GHz BAND (FCC)

2TX Antenna 1 + Antenna 2 SU MODE

Antenna Gain and Limits

Channel	Frequency (MHz)	Directional Gain for Power (dBi)	Directional Gain for PSD (dBi)	Power Limit (dBm)	PSD Limit (dBm/ 1MHz)
Low	5190	4.66	4.66	24.00	11.00
High	5230	4.66	4.66	24.00	11.00

Duty Cycle CF (dB)	0.00	Included in Calculations of Corr'd PSD
--------------------	------	--

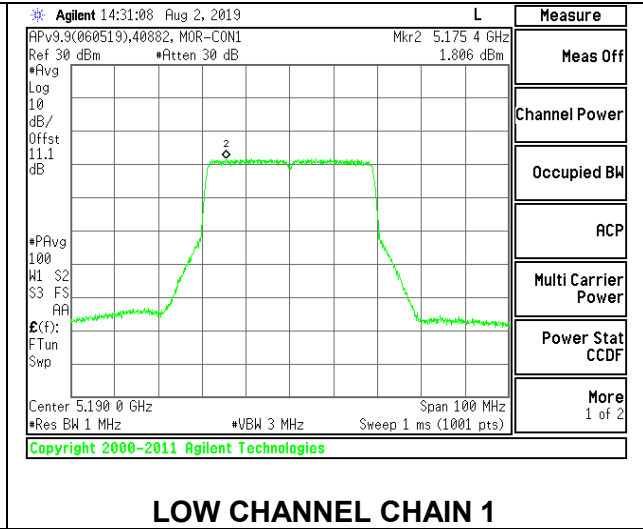
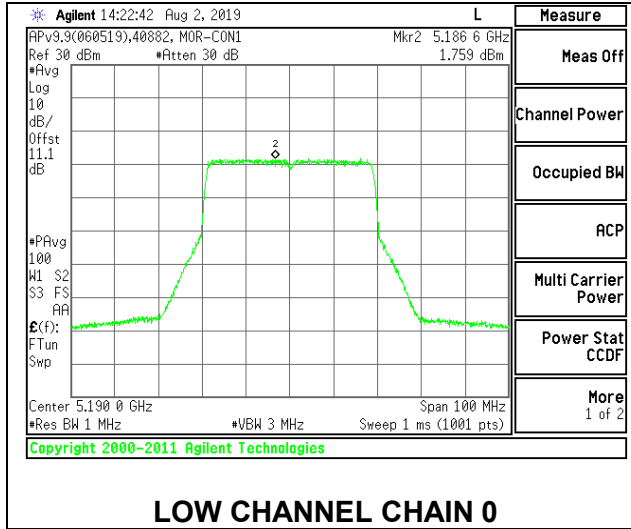
Output Power Results

Channel	Frequency (MHz)	Chain 0 Meas Power (dBm)	Chain 1 Meas Power (dBm)	Total Corr'd Power (dBm)	Power Limit (dBm)	Power Margin (dB)
Low	5190	14.25	14.14	17.21	24.00	-6.79
High	5230	14.15	14.08	17.13	24.00	-6.87

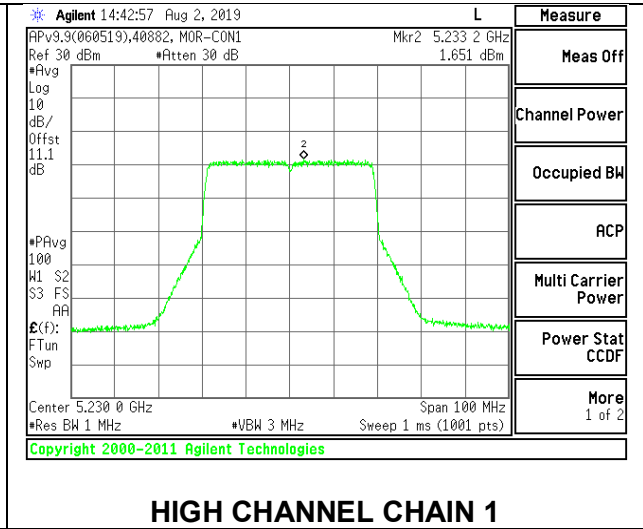
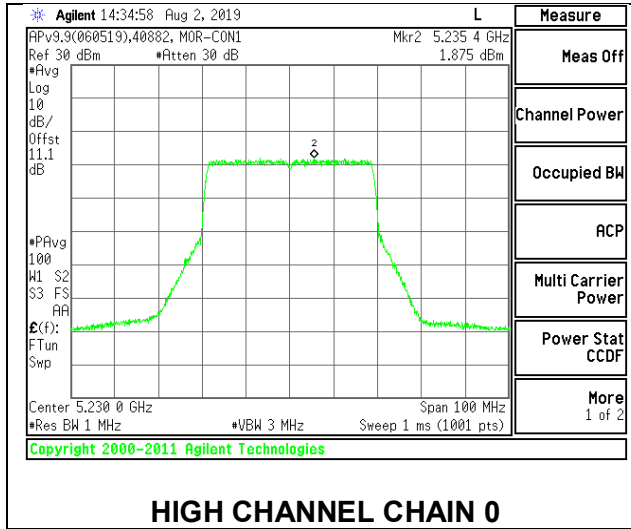
PSD Results

Channel	Frequency (MHz)	Chain 0 Meas PSD (dBm/ 1MHz)	Chain 1 Meas PSD (dBm/ 1MHz)	Total Corr'd PSD (dBm/ 1MHz)	PSD Limit (dBm/ 1MHz)	PSD Margin (dB)
Low	5190	1.759	1.806	4.79	11.00	-6.21
High	5230	1.875	1.651	4.77	11.00	-6.23

LOW CHANNEL



HIGH CHANNEL



2TX Antenna 1 + Antenna 2 OFDMA MODE – 484-Tones, RU Index 65

Antenna Gain and Limits

Channel	Frequency (MHz)	Directional Gain for Power (dBi)	Directional Gain for PSD (dBi)	Power Limit (dBm)	PSD Limit (dBm/ 1MHz)
Low	5190	4.66	4.66	24.00	11.00
High	5230	4.66	4.66	24.00	11.00

Duty Cycle CF (dB)	0.00	Included in Calculations of Corr'd PSD
---------------------------	------	---

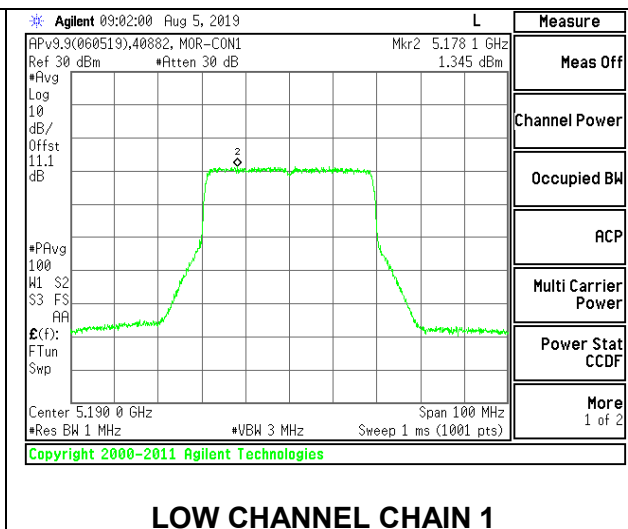
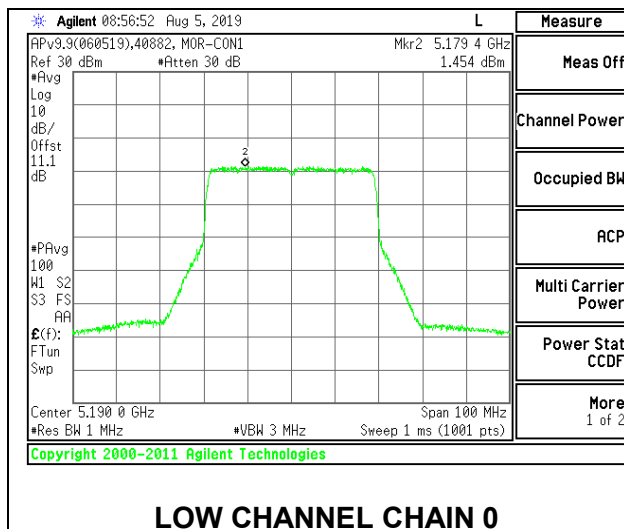
Output Power Results

Channel	Frequency (MHz)	Chain 0 Meas Power (dBm)	Chain 1 Meas Power (dBm)	Total Corr'd Power (dBm)	Power Limit (dBm)	Power Margin (dB)
Low	5190	14.55	14.40	17.49	24.00	-6.51
High	5230	14.50	14.43	17.48	24.00	-6.52

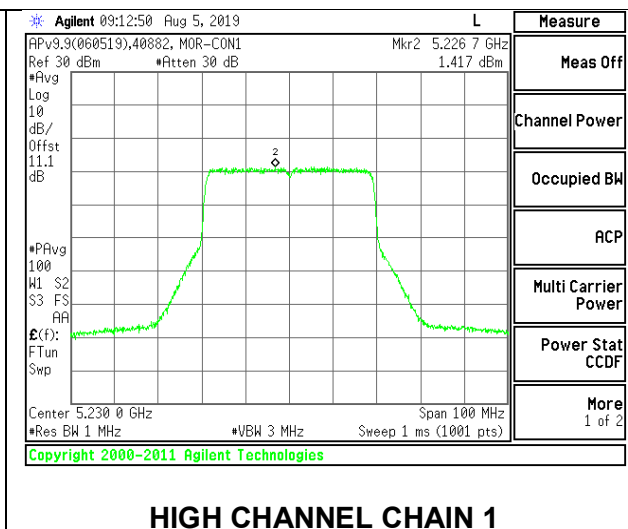
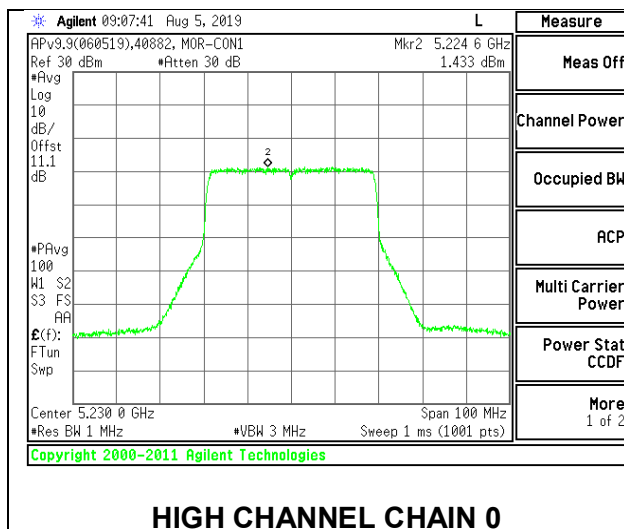
PSD Results

Channel	Frequency (MHz)	Chain 0 Meas PSD (dBm/ 1MHz)	Chain 1 Meas PSD (dBm/ 1MHz)	Total Corr'd PSD (dBm/ 1MHz)	PSD Limit (dBm/ 1MHz)	PSD Margin (dB)
Low	5190	1.454	1.345	4.41	11.00	-6.59
High	5230	1.433	1.417	4.44	11.00	-6.56

LOW CHANNEL



HIGH CHANNEL



2TX Antenna 1 + Antenna 2 OFDMA MODE – 242-Tones, RU Index 61

Antenna Gain and Limits

Channel	Frequency (MHz)	Directional Gain for Power (dBi)	Directional Gain for PSD (dBi)	Power Limit (dBm)	PSD Limit (dBm/ 1MHz)
Low	5190	4.66	4.66	24.00	11.00
High	5230	4.66	4.66	24.00	11.00

Duty Cycle CF (dB)	0.00	Included in Calculations of Corr'd PSD
---------------------------	------	---

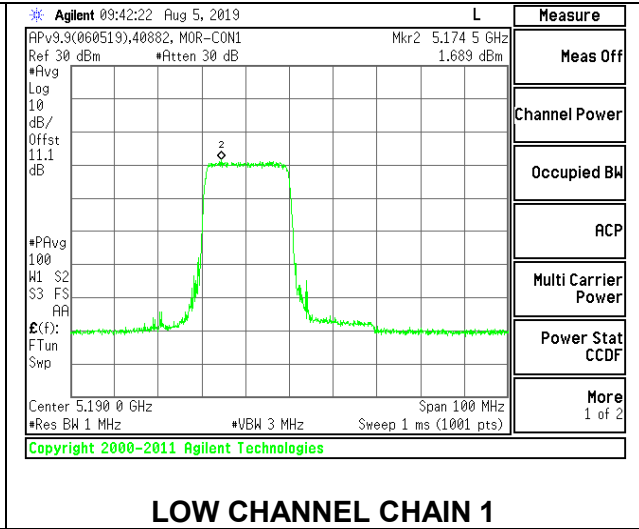
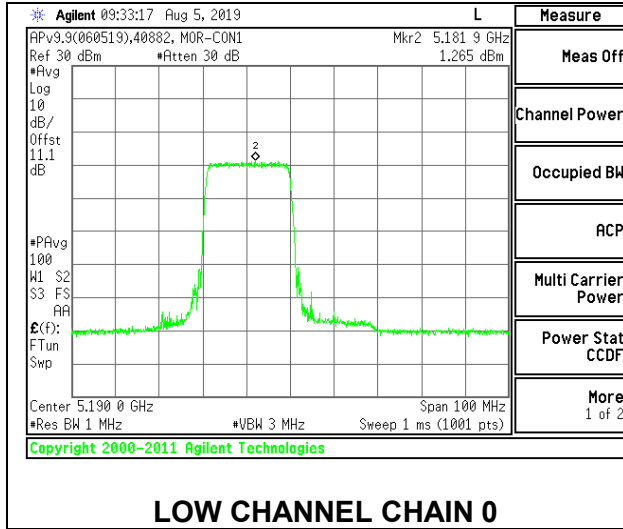
Output Power Results

Channel	Frequency (MHz)	Chain 0 Meas Power (dBm)	Chain 1 Meas Power (dBm)	Total Corr'd Power (dBm)	Power Limit (dBm)	Power Margin (dB)
Low	5190	12.66	12.48	15.58	24.00	-8.42
High	5230	12.67	12.51	15.60	24.00	-8.40

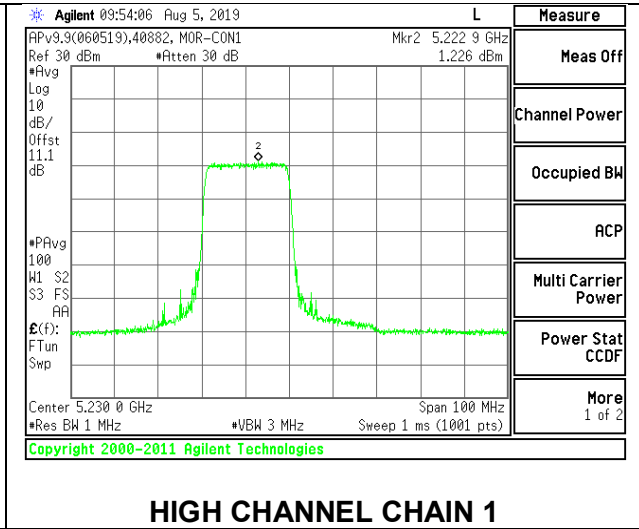
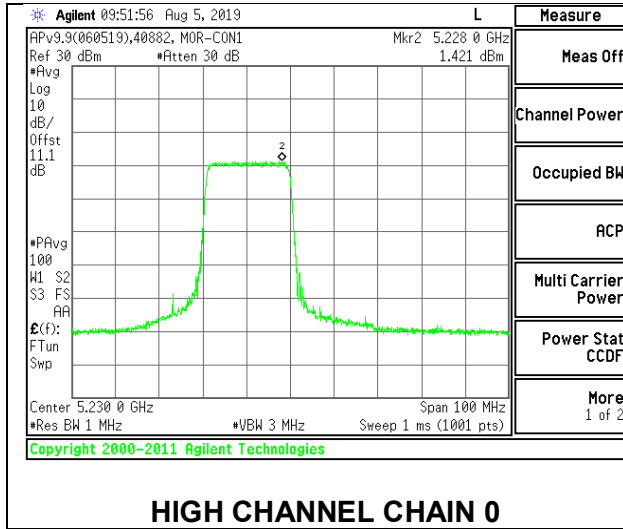
PSD Results

Channel	Frequency (MHz)	Chain 0 Meas PSD (dBm/ 1MHz)	Chain 1 Meas PSD (dBm/ 1MHz)	Total Corr'd PSD (dBm/ 1MHz)	PSD Limit (dBm/ 1MHz)	PSD Margin (dB)
Low	5190	1.265	1.689	4.49	11.00	-6.51
High	5230	1.421	1.226	4.33	11.00	-6.67

LOW CHANNEL



HIGH CHANNEL



2TX Antenna 1 + Antenna 2 OFDMA MODE – 242-Tones, RU Index 62

Antenna Gain and Limits

Channel	Frequency (MHz)	Directional Gain for Power (dBi)	Directional Gain for PSD (dBi)	Power Limit (dBm)	PSD Limit (dBm/ 1MHz)
Low	5190	4.66	4.66	24.00	11.00
High	5230	4.66	4.66	24.00	11.00

Duty Cycle CF (dB)	0.00	Included in Calculations of Corr'd PSD
---------------------------	------	---

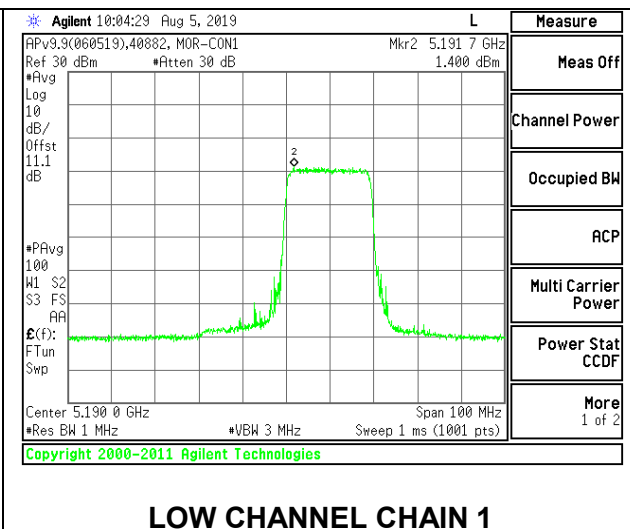
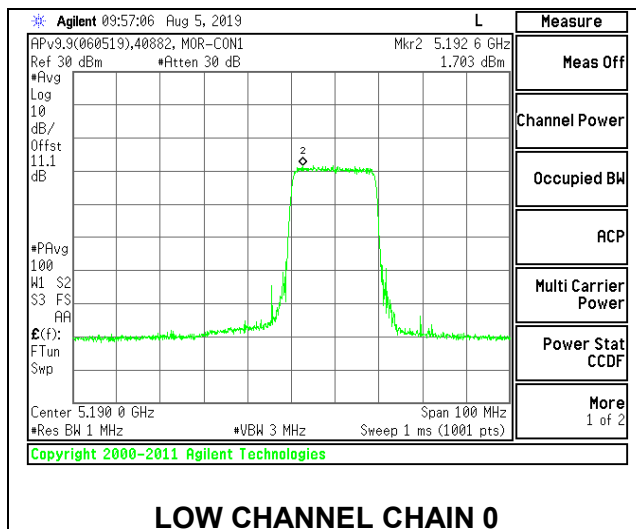
Output Power Results

Channel	Frequency (MHz)	Chain 0 Meas Power (dBm)	Chain 1 Meas Power (dBm)	Total Corr'd Power (dBm)	Power Limit (dBm)	Power Margin (dB)
Low	5190	12.65	12.41	15.54	24.00	-8.46
High	5230	12.68	12.37	15.54	24.00	-8.46

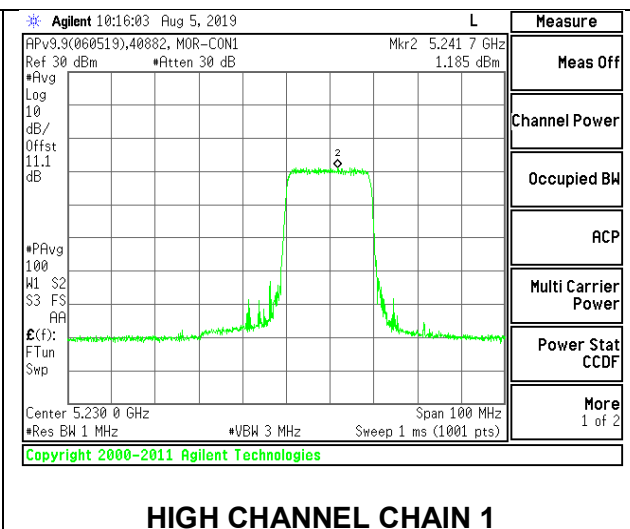
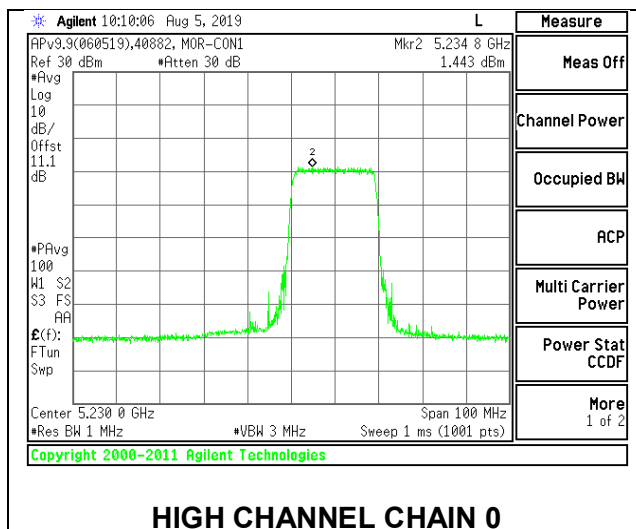
PSD Results

Channel	Frequency (MHz)	Chain 0 Meas PSD (dBm/ 1MHz)	Chain 1 Meas PSD (dBm/ 1MHz)	Total Corr'd PSD (dBm/ 1MHz)	PSD Limit (dBm/ 1MHz)	PSD Margin (dB)
Low	5190	1.703	1.400	4.56	11.00	-6.44
High	5230	1.443	1.185	4.33	11.00	-6.67

LOW CHANNEL



HIGH CHANNEL



2TX Antenna 1 + Antenna 2 OFDMA MODE – 106-Tones, RU Index 53

Antenna Gain and Limits

Channel	Frequency (MHz)	Directional Gain for Power (dBi)	Directional Gain for PSD (dBi)	Power Limit (dBm)	PSD Limit (dBm/ 1MHz)
Low	5190	4.66	4.66	24.00	11.00
High	5230	4.66	4.66	24.00	11.00

Duty Cycle CF (dB)	0.00	Included in Calculations of Corr'd PSD
---------------------------	------	---

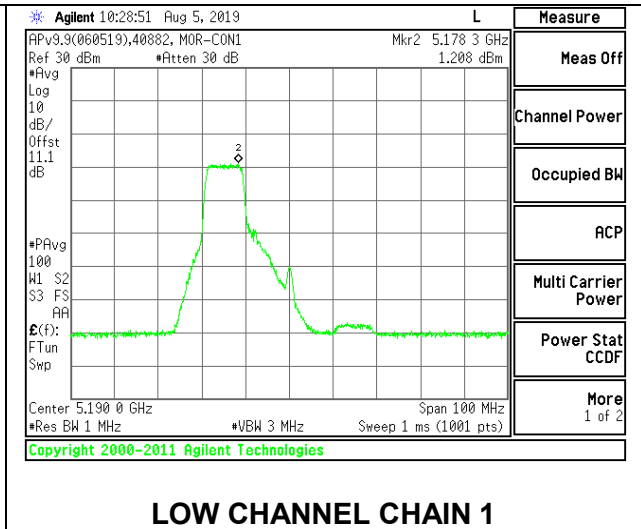
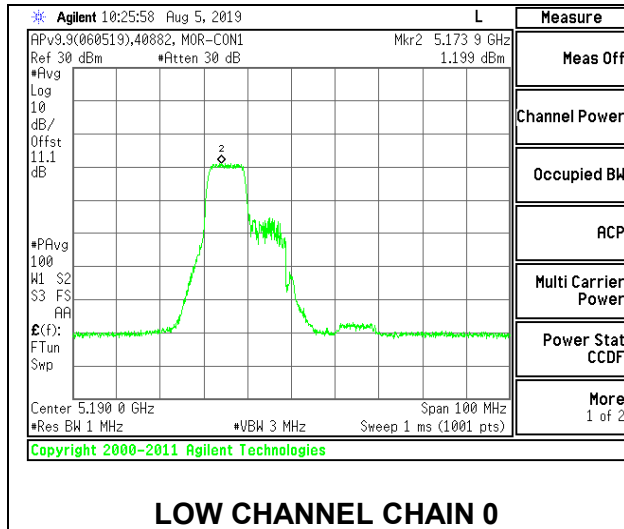
Output Power Results

Channel	Frequency (MHz)	Chain 0 Meas Power (dBm)	Chain 1 Meas Power (dBm)	Total Corr'd Power (dBm)	Power Limit (dBm)	Power Margin (dB)
Low	5190	9.25	9.05	12.16	24.00	-11.84
High	5230	9.70	9.37	12.55	24.00	-11.45

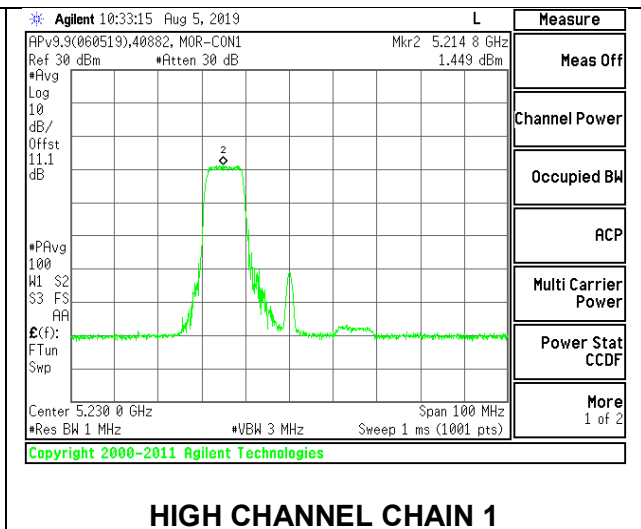
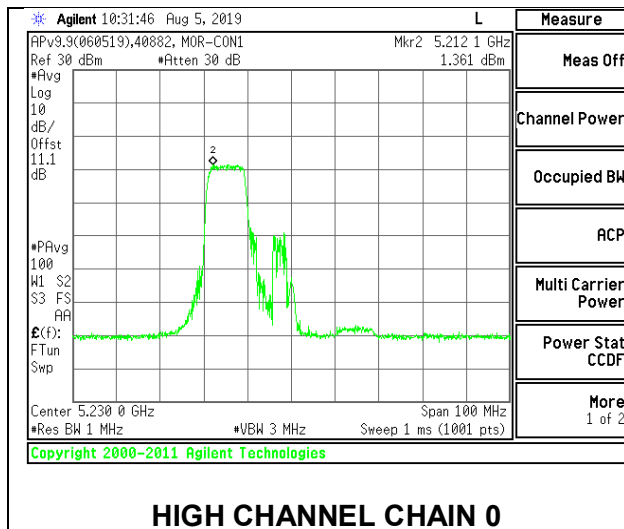
PSD Results

Channel	Frequency (MHz)	Chain 0 Meas PSD (dBm/ 1MHz)	Chain 1 Meas PSD (dBm/ 1MHz)	Total Corr'd PSD (dBm/ 1MHz)	PSD Limit (dBm/ 1MHz)	PSD Margin (dB)
Low	5190	1.199	1.208	4.21	11.00	-6.79
High	5230	1.361	1.449	4.42	11.00	-6.58

LOW CHANNEL



HIGH CHANNEL



2TX Antenna 1 + Antenna 2 OFDMA MODE – 106-Tones, RU Index 54

Antenna Gain and Limits

Channel	Frequency (MHz)	Directional Gain for Power (dBi)	Directional Gain for PSD (dBi)	Power Limit (dBm)	PSD Limit (dBm/ 1MHz)
Low	5190	4.66	4.66	24.00	11.00
High	5230	4.66	4.66	24.00	11.00

Duty Cycle CF (dB)	0.00	Included in Calculations of Corr'd PSD
---------------------------	------	---

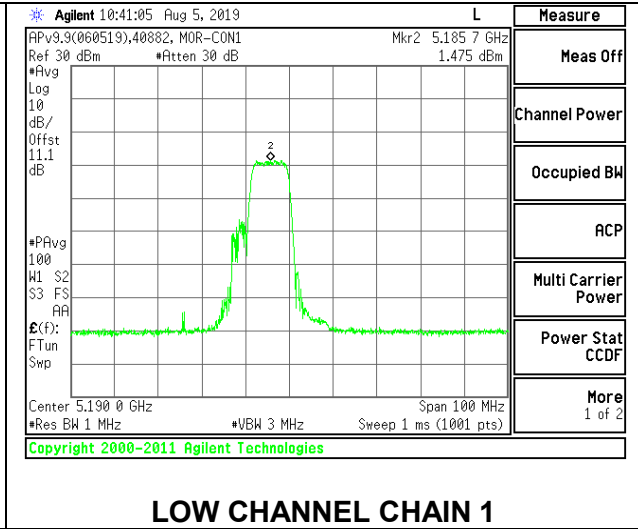
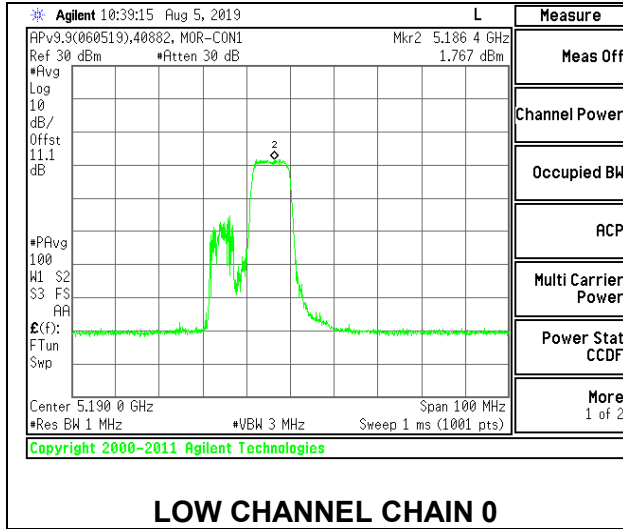
Output Power Results

Channel	Frequency (MHz)	Chain 0 Meas Power (dBm)	Chain 1 Meas Power (dBm)	Total Corr'd Power (dBm)	Power Limit (dBm)	Power Margin (dB)
Low	5190	9.64	9.34	12.50	24.00	-11.50
High	5230	9.73	9.35	12.55	24.00	-11.45

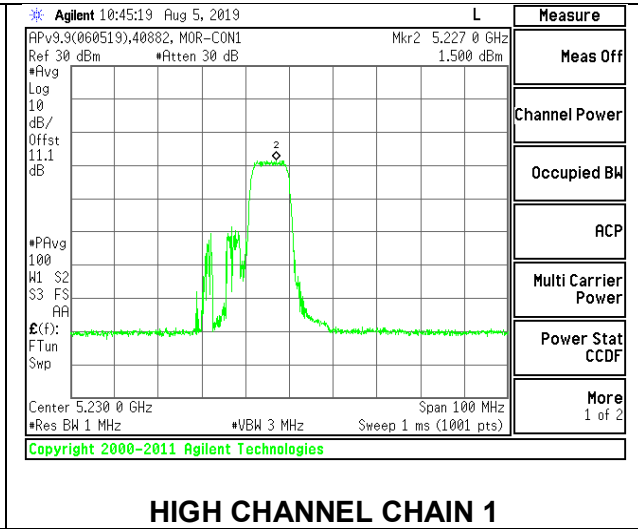
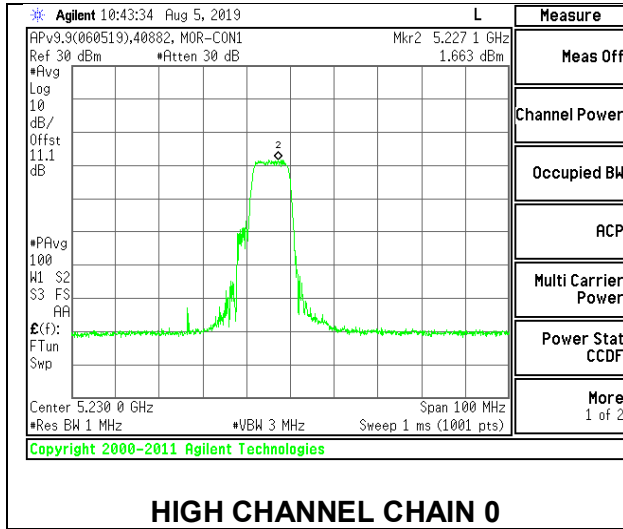
PSD Results

Channel	Frequency (MHz)	Chain 0 Meas PSD (dBm/ 1MHz)	Chain 1 Meas PSD (dBm/ 1MHz)	Total Corr'd PSD (dBm/ 1MHz)	PSD Limit (dBm/ 1MHz)	PSD Margin (dB)
Low	5190	1.767	1.475	4.63	11.00	-6.37
High	5230	1.663	1.500	4.59	11.00	-6.41

LOW CHANNEL



HIGH CHANNEL



2TX Antenna 1 + Antenna 2 OFDMA MODE – 106-Tones, RU Index 56

Antenna Gain and Limits

Channel	Frequency (MHz)	Directional Gain for Power (dBi)	Directional Gain for PSD (dBi)	Power Limit (dBm)	PSD Limit (dBm/ 1MHz)
Low	5190	4.66	4.66	24.00	11.00
High	5230	4.66	4.66	24.00	11.00

Duty Cycle CF (dB)	0.00	Included in Calculations of Corr'd PSD
---------------------------	------	---

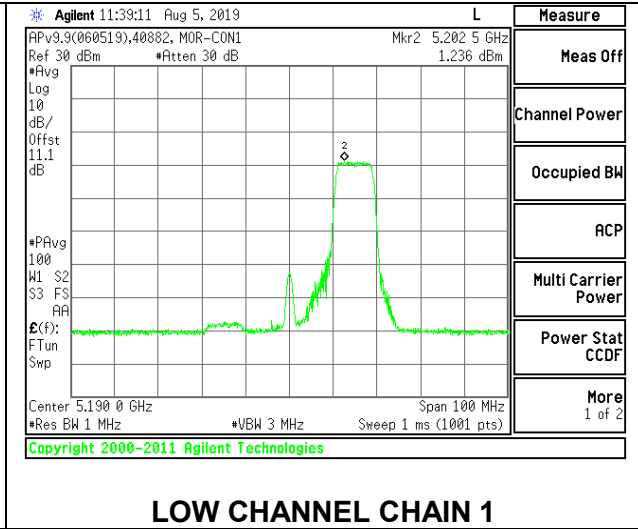
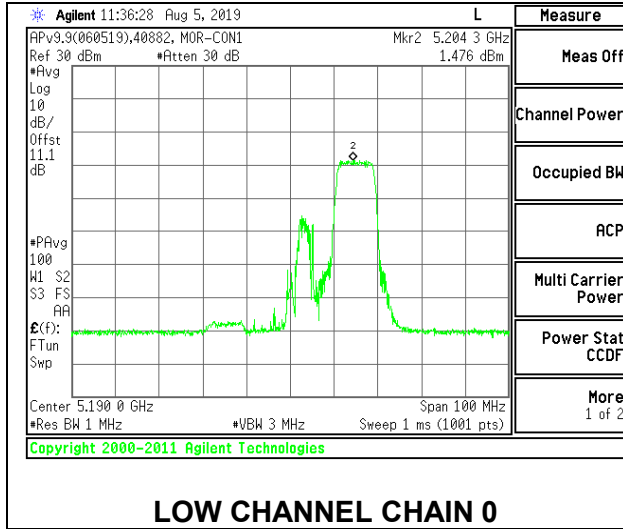
Output Power Results

Channel	Frequency (MHz)	Chain 0 Meas Power (dBm)	Chain 1 Meas Power (dBm)	Total Corr'd Power (dBm)	Power Limit (dBm)	Power Margin (dB)
Low	5190	9.70	9.35	12.54	24.00	-11.46
High	5230	9.55	9.33	12.45	24.00	-11.55

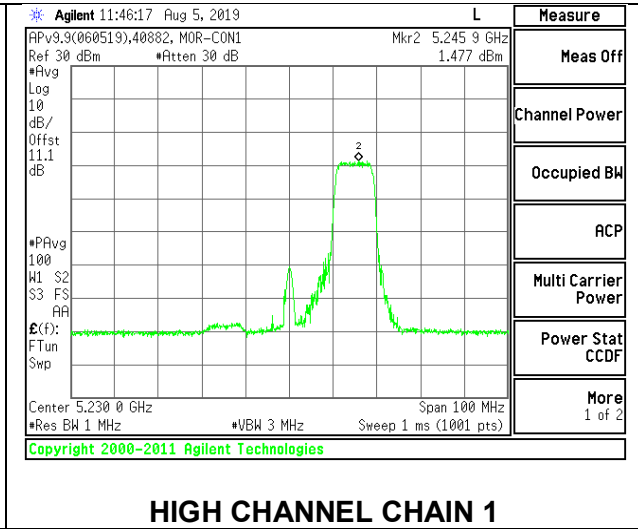
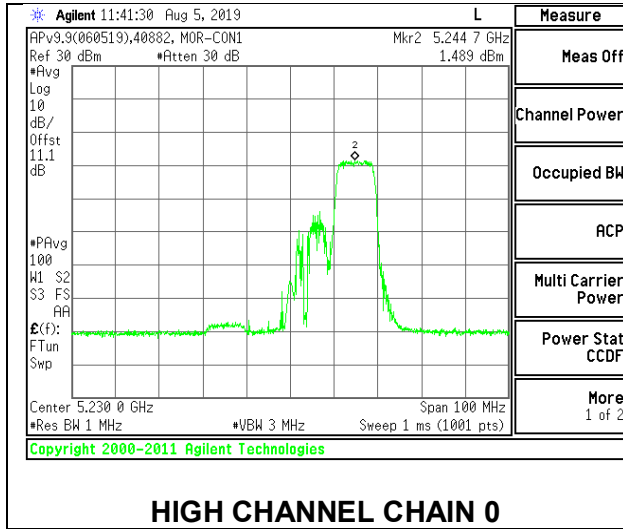
PSD Results

Channel	Frequency (MHz)	Chain 0 Meas PSD (dBm/ 1MHz)	Chain 1 Meas PSD (dBm/ 1MHz)	Total Corr'd PSD (dBm/ 1MHz)	PSD Limit (dBm/ 1MHz)	PSD Margin (dB)
Low	5190	1.476	1.236	4.37	11.00	-6.63
High	5230	1.489	1.477	4.49	11.00	-6.51

LOW CHANNEL



HIGH CHANNEL



2TX Antenna 1 + Antenna 2 OFDMA MODE – 52-Tones, RU Index 37

Antenna Gain and Limits

Channel	Frequency (MHz)	Directional Gain for Power (dBi)	Directional Gain for PSD (dBi)	Power Limit (dBm)	PSD Limit (dBm/ 1MHz)
Low	5190	4.66	4.66	24.00	11.00
High	5230	4.66	4.66	24.00	11.00

Duty Cycle CF (dB)	0.00	Included in Calculations of Corr'd PSD
---------------------------	------	---

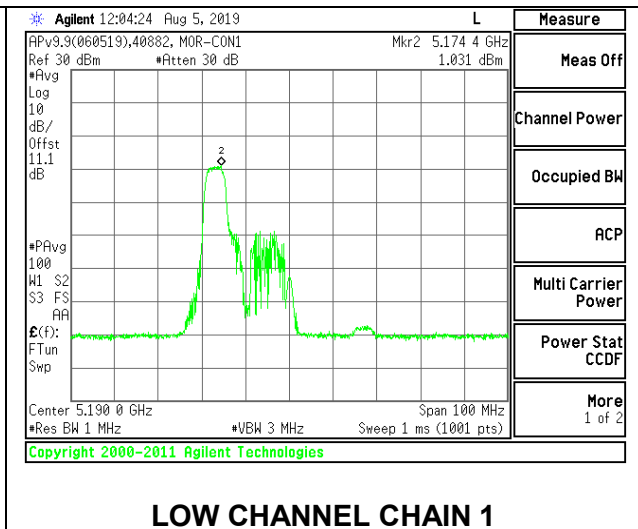
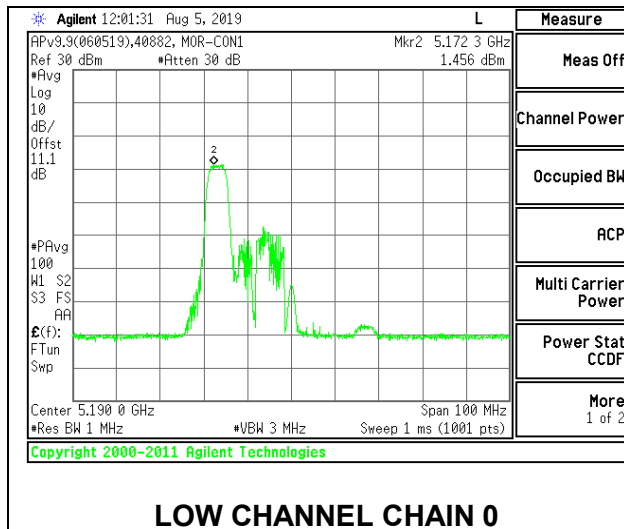
Output Power Results

Channel	Frequency (MHz)	Chain 0 Meas Power (dBm)	Chain 1 Meas Power (dBm)	Total Corr'd Power (dBm)	Power Limit (dBm)	Power Margin (dB)
Low	5190	6.53	6.32	9.44	24.00	-14.56
High	5230	6.62	6.29	9.47	24.00	-14.53

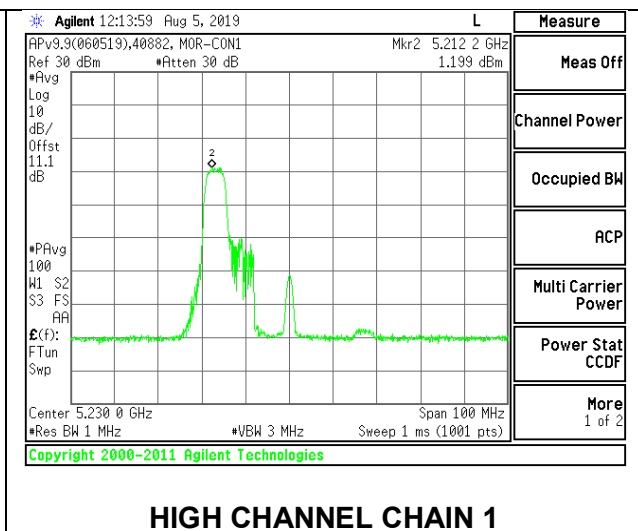
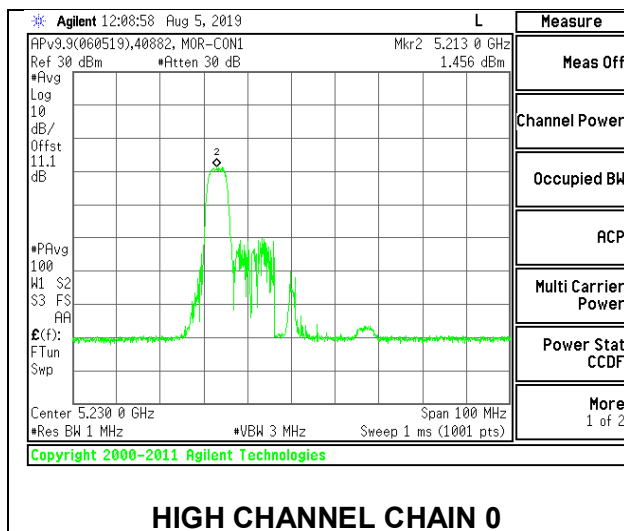
PSD Results

Channel	Frequency (MHz)	Chain 0 Meas PSD (dBm/ 1MHz)	Chain 1 Meas PSD (dBm/ 1MHz)	Total Corr'd PSD (dBm/ 1MHz)	PSD Limit (dBm/ 1MHz)	PSD Margin (dB)
Low	5190	1.456	1.031	4.26	11.00	-6.74
High	5230	1.456	1.199	4.34	11.00	-6.66

LOW CHANNEL



HIGH CHANNEL



2TX Antenna 1 + Antenna 2 OFDMA MODE – 52-Tones, RU Index 40

Antenna Gain and Limits

Channel	Frequency (MHz)	Directional Gain for Power (dBi)	Directional Gain for PSD (dBi)	Power Limit (dBm)	PSD Limit (dBm/ 1MHz)
Low	5190	4.66	4.66	24.00	11.00
High	5230	4.66	4.66	24.00	11.00

Duty Cycle CF (dB)	0.00	Included in Calculations of Corr'd PSD
---------------------------	------	---

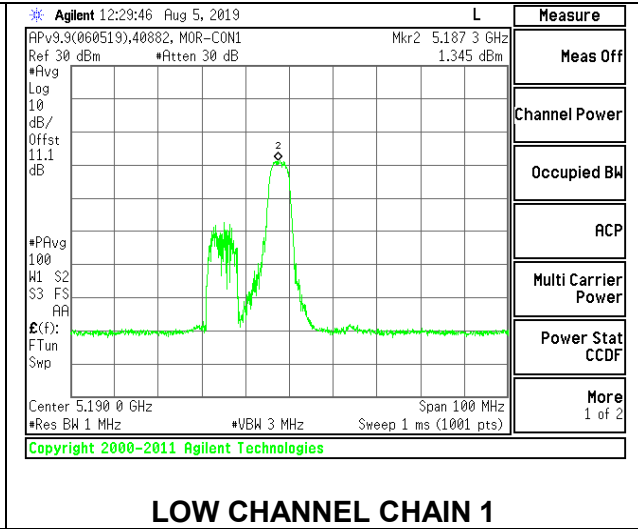
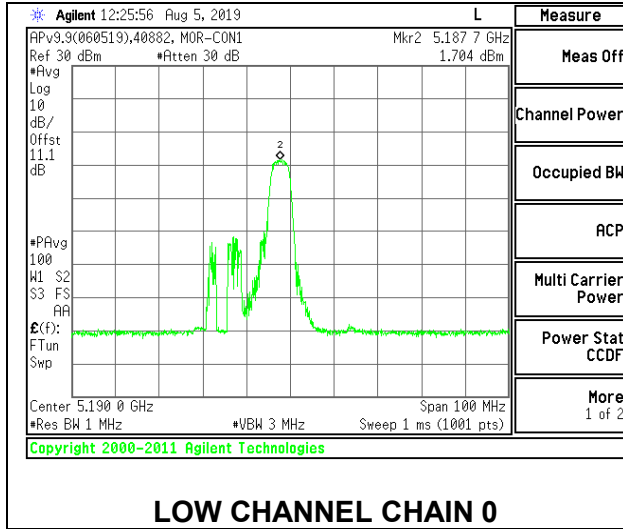
Output Power Results

Channel	Frequency (MHz)	Chain 0 Meas Power (dBm)	Chain 1 Meas Power (dBm)	Total Corr'd Power (dBm)	Power Limit (dBm)	Power Margin (dB)
Low	5190	6.54	6.31	9.44	24.00	-14.56
High	5230	6.65	6.38	9.53	24.00	-14.47

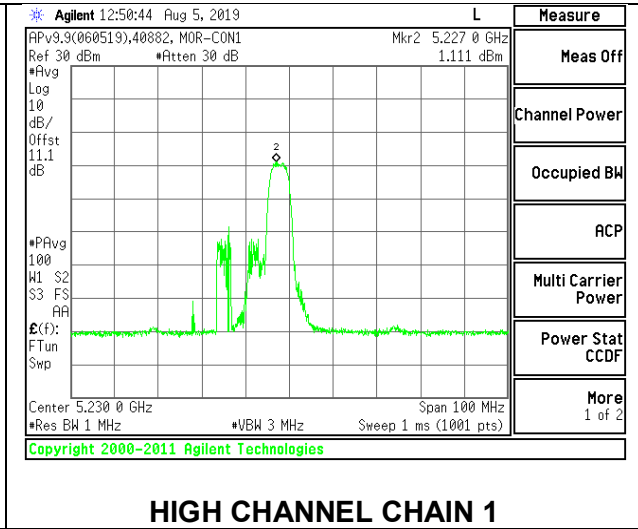
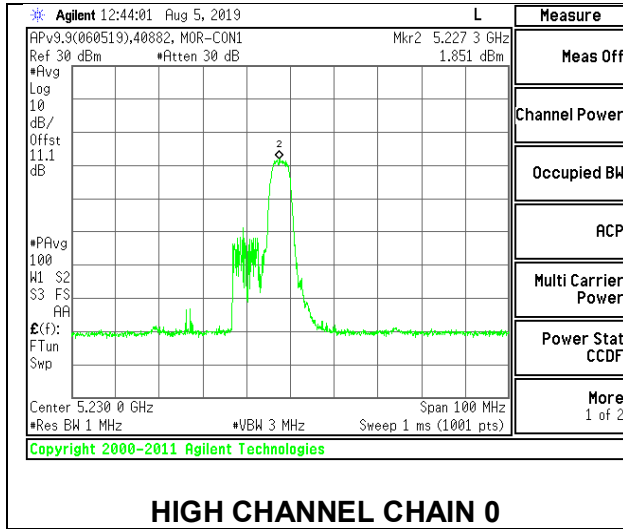
PSD Results

Channel	Frequency (MHz)	Chain 0 Meas PSD (dBm/ 1MHz)	Chain 1 Meas PSD (dBm/ 1MHz)	Total Corr'd PSD (dBm/ 1MHz)	PSD Limit (dBm/ 1MHz)	PSD Margin (dB)
Low	5190	1.704	1.345	4.54	11.00	-6.46
High	5230	1.851	1.111	4.51	11.00	-6.49

LOW CHANNEL



HIGH CHANNEL



2TX Antenna 1 + Antenna 2 OFDMA MODE – 52-Tones, RU Index 44

Antenna Gain and Limits

Channel	Frequency (MHz)	Directional Gain for Power (dBi)	Directional Gain for PSD (dBi)	Power Limit (dBm)	PSD Limit (dBm/ 1MHz)
Low	5190	4.66	4.66	24.00	11.00
High	5230	4.66	4.66	24.00	11.00

Duty Cycle CF (dB)	0.00	Included in Calculations of Corr'd PSD
---------------------------	------	---

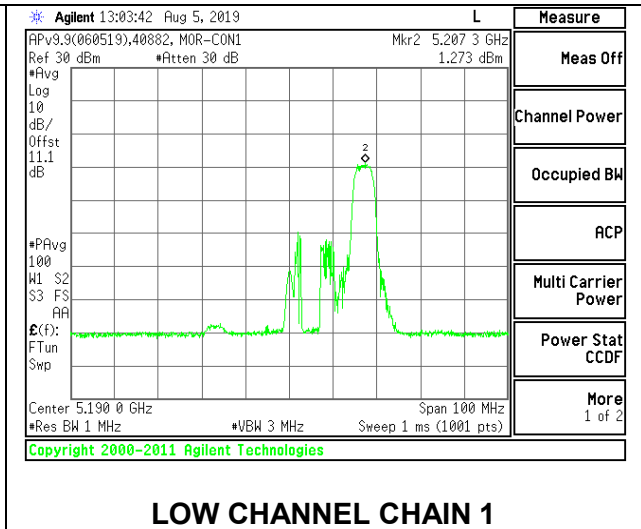
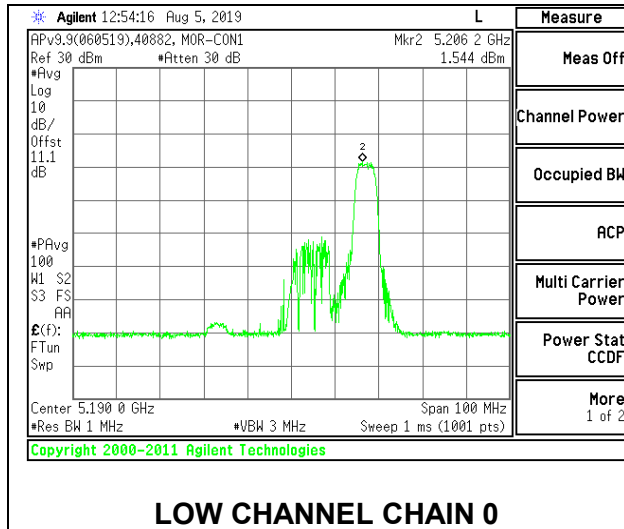
Output Power Results

Channel	Frequency (MHz)	Chain 0 Meas Power (dBm)	Chain 1 Meas Power (dBm)	Total Corr'd Power (dBm)	Power Limit (dBm)	Power Margin (dB)
Low	5190	6.61	6.30	9.47	24.00	-14.53
High	5230	6.46	6.21	9.35	24.00	-14.65

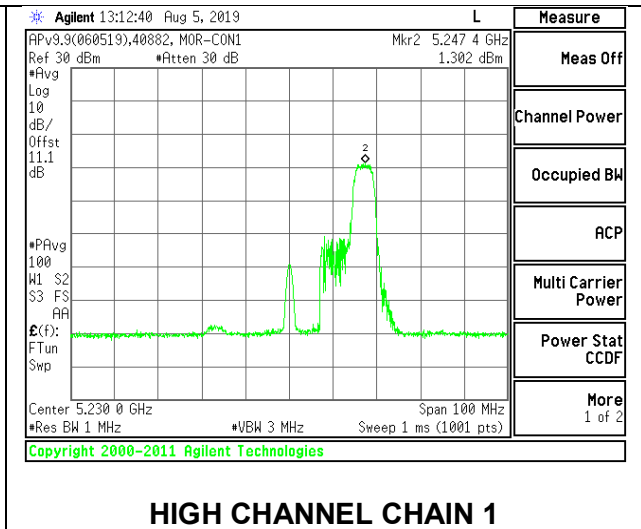
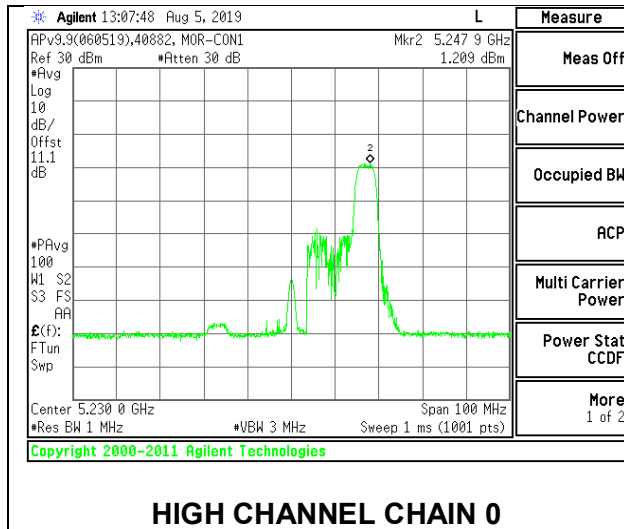
PSD Results

Channel	Frequency (MHz)	Chain 0 Meas PSD (dBm/ 1MHz)	Chain 1 Meas PSD (dBm/ 1MHz)	Total Corr'd PSD (dBm/ 1MHz)	PSD Limit (dBm/ 1MHz)	PSD Margin (dB)
Low	5190	1.544	1.273	4.42	11.00	-6.58
High	5230	1.209	1.302	4.27	11.00	-6.73

LOW CHANNEL



HIGH CHANNEL



2TX Antenna 1 + Antenna 2 OFDMA MODE – 26-Tones, RU Index 0

Antenna Gain and Limits

Channel	Frequency (MHz)	Directional Gain for Power (dBi)	Directional Gain for PSD (dBi)	Power Limit (dBm)	PSD Limit (dBm/ 1MHz)
Low	5190	4.66	4.66	24.00	11.00
High	5230	4.66	4.66	24.00	11.00

Duty Cycle CF (dB)	0.00	Included in Calculations of Corr'd PSD
---------------------------	------	---

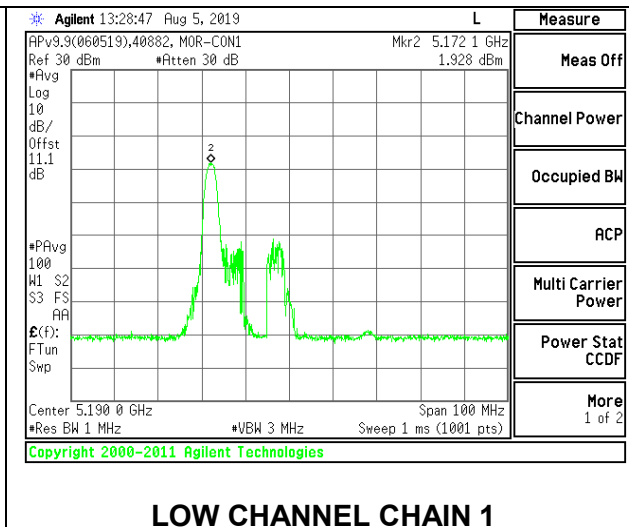
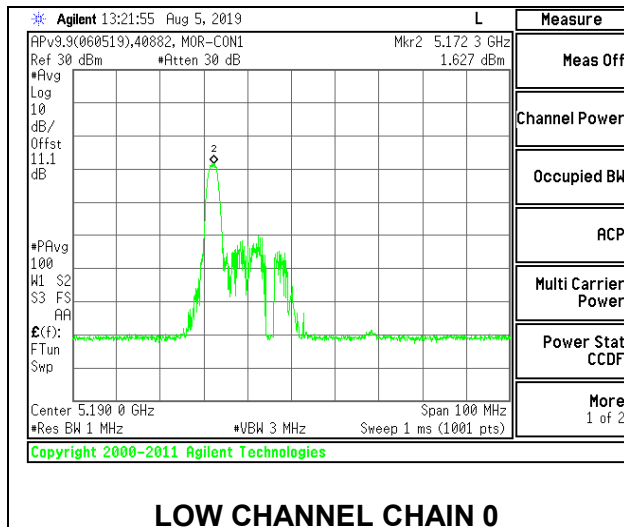
Output Power Results

Channel	Frequency (MHz)	Chain 0 Meas Power (dBm)	Chain 1 Meas Power (dBm)	Total Corr'd Power (dBm)	Power Limit (dBm)	Power Margin (dB)
Low	5190	4.34	4.37	7.37	24.00	-16.63
High	5230	4.67	4.28	7.49	24.00	-16.51

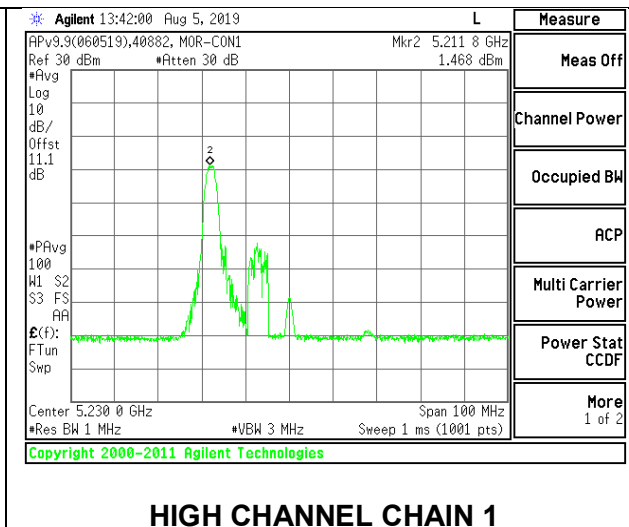
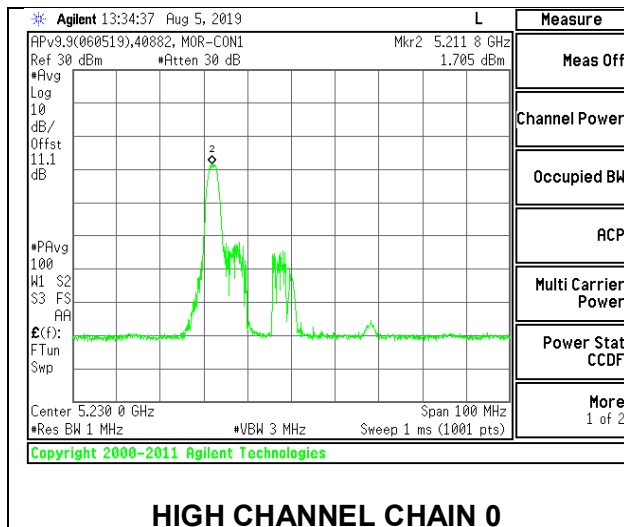
PSD Results

Channel	Frequency (MHz)	Chain 0 Meas PSD (dBm/ 1MHz)	Chain 1 Meas PSD (dBm/ 1MHz)	Total Corr'd PSD (dBm/ 1MHz)	PSD Limit (dBm/ 1MHz)	PSD Margin (dB)
Low	5190	1.627	1.928	4.79	11.00	-6.21
High	5230	1.705	1.468	4.60	11.00	-6.40

LOW CHANNEL



HIGH CHANNEL



2TX Antenna 1 + Antenna 2 OFDMA MODE – 26-Tones, RU Index 8

Antenna Gain and Limits

Channel	Frequency (MHz)	Directional Gain for Power (dBi)	Directional Gain for PSD (dBi)	Power Limit (dBm)	PSD Limit (dBm/ 1MHz)
Low	5190	4.66	4.66	24.00	11.00
High	5230	4.66	4.66	24.00	11.00

Duty Cycle CF (dB)	0.00	Included in Calculations of Corr'd PSD
---------------------------	------	---

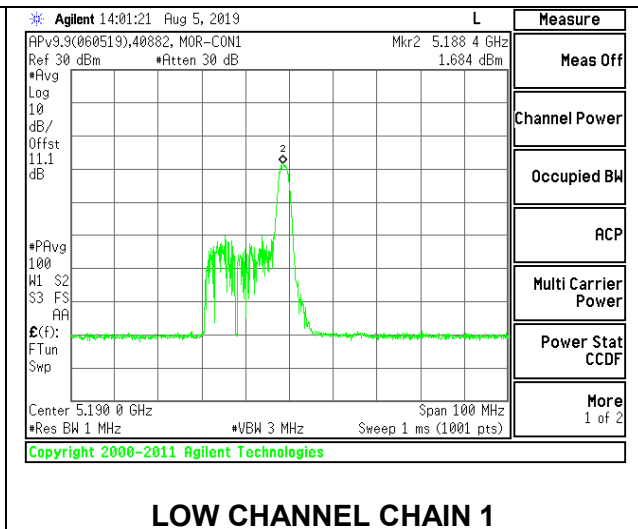
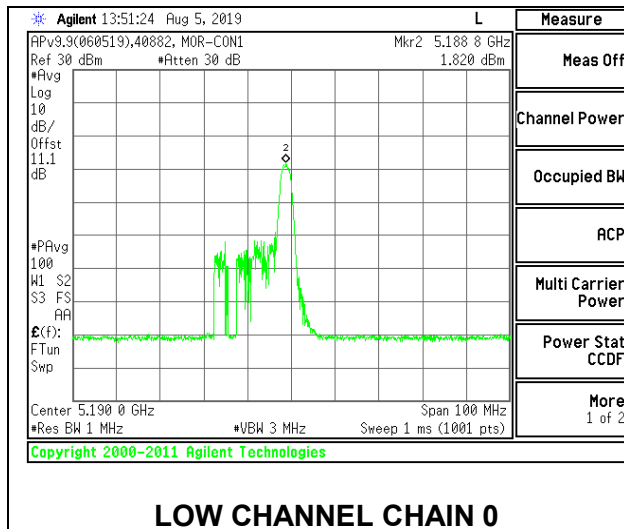
Output Power Results

Channel	Frequency (MHz)	Chain 0 Meas Power (dBm)	Chain 1 Meas Power (dBm)	Total Corr'd Power (dBm)	Power Limit (dBm)	Power Margin (dB)
Low	5190	4.37	4.09	7.24	24.00	-16.76
High	5230	4.53	4.05	7.31	24.00	-16.69

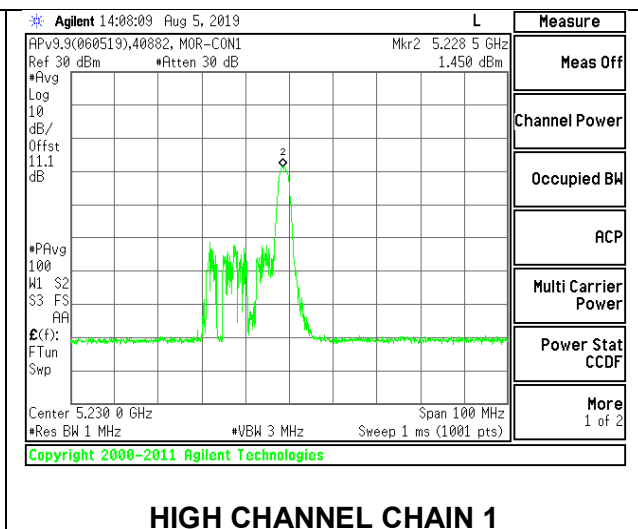
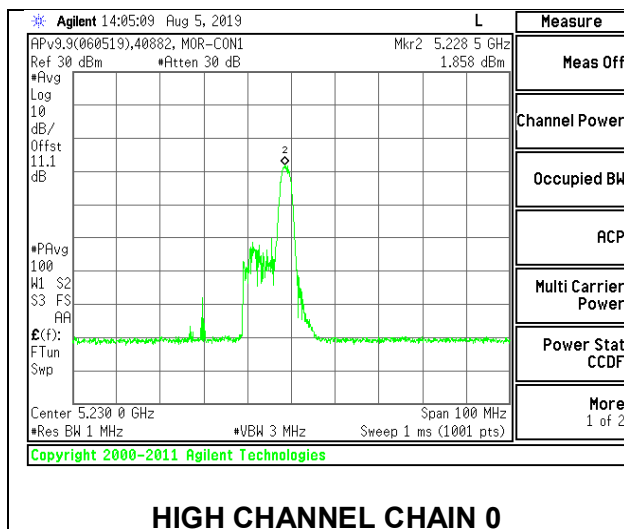
PSD Results

Channel	Frequency (MHz)	Chain 0 Meas PSD (dBm/ 1MHz)	Chain 1 Meas PSD (dBm/ 1MHz)	Total Corr'd PSD (dBm/ 1MHz)	PSD Limit (dBm/ 1MHz)	PSD Margin (dB)
Low	5190	1.820	1.684	4.76	11.00	-6.24
High	5230	1.858	1.450	4.67	11.00	-6.33

LOW CHANNEL



HIGH CHANNEL



2TX Antenna 1 + Antenna 2 OFDMA MODE – 26-Tones, RU Index 17

Antenna Gain and Limits

Channel	Frequency (MHz)	Directional Gain for Power (dBi)	Directional Gain for PSD (dBi)	Power Limit (dBm)	PSD Limit (dBm/ 1MHz)
Low	5190	4.66	4.66	24.00	11.00
High	5230	4.66	4.66	24.00	11.00

Duty Cycle CF (dB)	0.00	Included in Calculations of Corr'd PSD
---------------------------	------	---

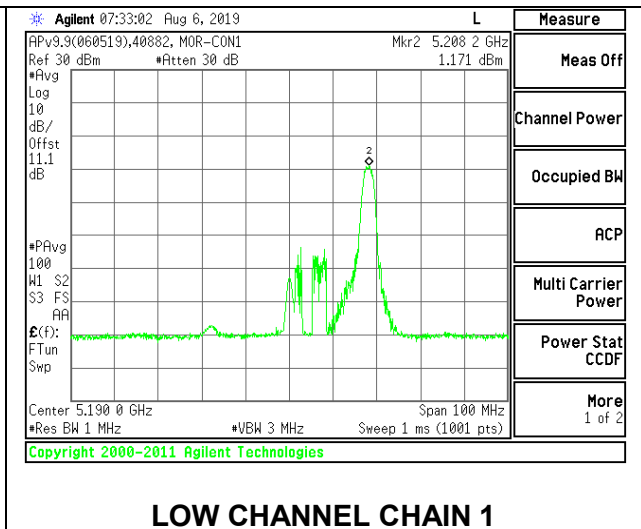
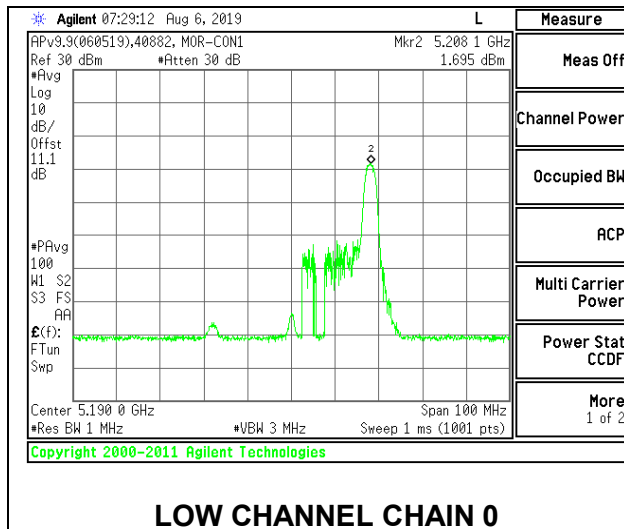
Output Power Results

Channel	Frequency (MHz)	Chain 0 Meas Power (dBm)	Chain 1 Meas Power (dBm)	Total Corr'd Power (dBm)	Power Limit (dBm)	Power Margin (dB)
Low	5190	4.62	4.20	7.43	24.00	-16.57
High	5230	4.35	4.13	7.25	24.00	-16.75

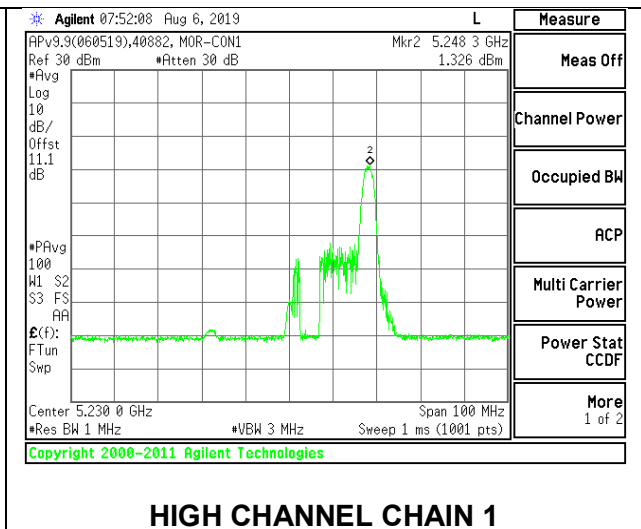
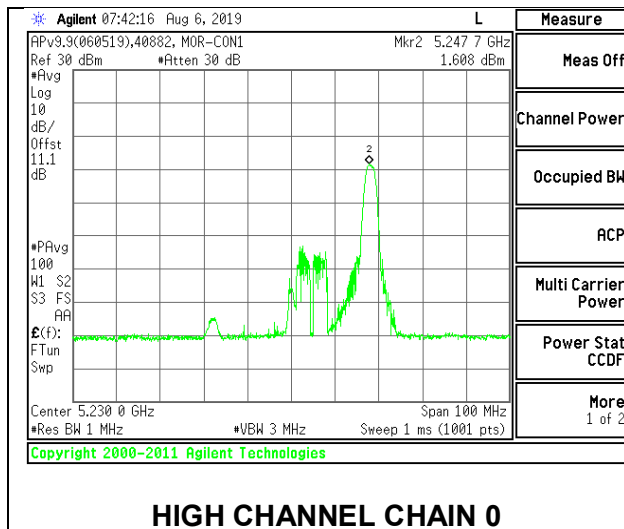
PSD Results

Channel	Frequency (MHz)	Chain 0 Meas PSD (dBm/ 1MHz)	Chain 1 Meas PSD (dBm/ 1MHz)	Total Corr'd PSD (dBm/ 1MHz)	PSD Limit (dBm/ 1MHz)	PSD Margin (dB)
Low	5190	1.695	1.171	4.45	11.00	-6.55
High	5230	1.608	1.326	4.48	11.00	-6.52

LOW CHANNEL



HIGH CHANNEL



9.4.4. 802.11ax HE40 MODE IN THE 5.2 GHz BAND (IC)

2TX Antenna 1 + Antenna 2 SU MODE

Bandwidth, Antenna Gain, and Limits

Channel	Frequency (MHz)	Min 99% BW (MHz)	Directional Gain for Power (dBi)	Directional Gain for PSD (dBi)	EIRP Power Limit (dBm)	Power Limit (dBm)	EIRP PSD Limit (dBm/ 1MHz)	PSD Limit (dBm/ 1MHz)
Low	5190	18.767	4.66	4.66	22.73	18.07	10.00	5.34
High	5230	18.139	4.66	4.66	22.59	17.93	10.00	5.34

Duty Cycle CF (dB)	0.00	Included in Calculations of Corr'd PSD
--------------------	------	--

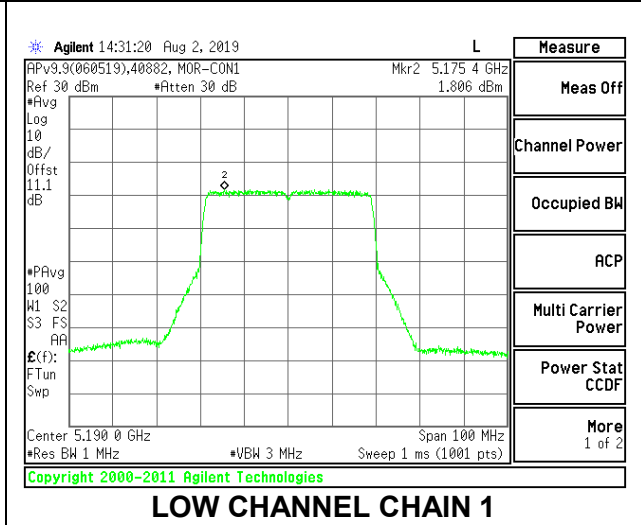
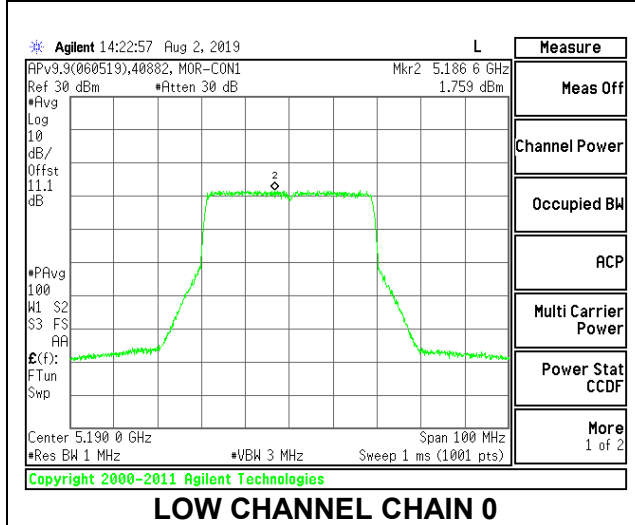
Output Power Results

Channel	Frequency (MHz)	Chain 0 Meas Power (dBm)	Chain 1 Meas Power (dBm)	Total Corr'd Power (dBm)	Power Limit (dBm)	Power Margin (dB)
Low	5190	14.25	14.14	17.21	18.07	-0.87
High	5230	14.15	14.08	17.13	17.93	-0.80

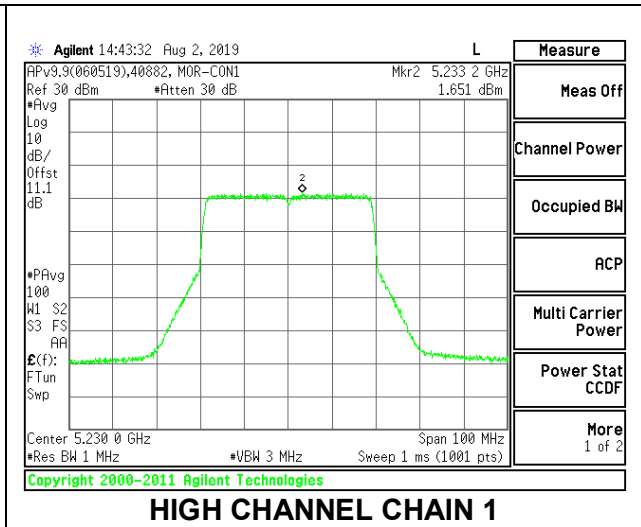
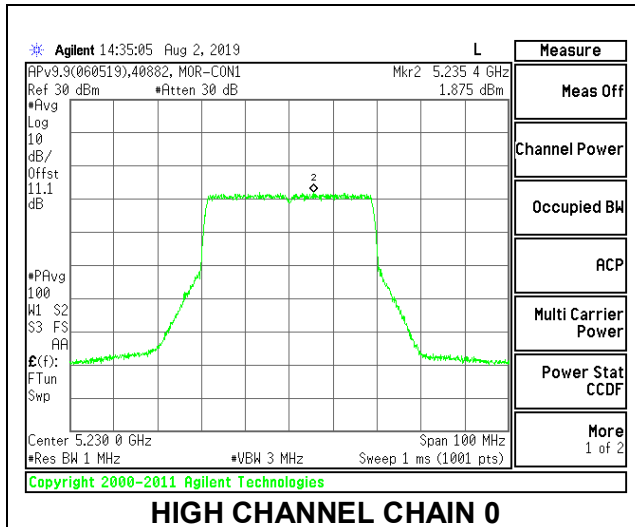
PSD Results

Channel	Frequency (MHz)	Chain 0 Meas PSD (dBm/ 1MHz)	Chain 1 Meas PSD (dBm/ 1MHz)	Total Corr'd PSD (dBm/ 1MHz)	PSD Limit (dBm/ 1MHz)	PSD Margin (dB)
Low	5190	1.76	1.81	4.79	5.34	-0.55
High	5230	1.88	1.65	4.77	5.34	-0.57

LOW CHANNEL



HIGH CHANNEL



2TX Antenna 1 + Antenna 2 OFDMA MODE – 484-Tones, RU Index 65

Bandwidth, Antenna Gain, and Limits

Channel	Frequency (MHz)	Min 99% BW (MHz)	Directional Gain for Power (dBi)	Directional Gain for PSD (dBi)	EIRP Power Limit (dBm)	Power Limit (dBm)	EIRP PSD Limit (dBm/ 1MHz)	PSD Limit (dBm/ 1MHz)
Low	5190	18.767	4.66	4.66	22.73	18.07	10.00	5.34
High	5230	18.139	4.66	4.66	22.59	17.93	10.00	5.34

Duty Cycle CF (dB)	0.00	Included in Calculations of Corr'd PSD
---------------------------	------	---

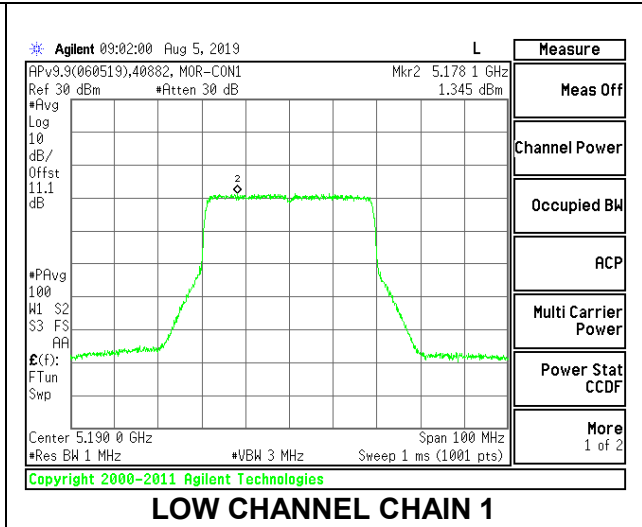
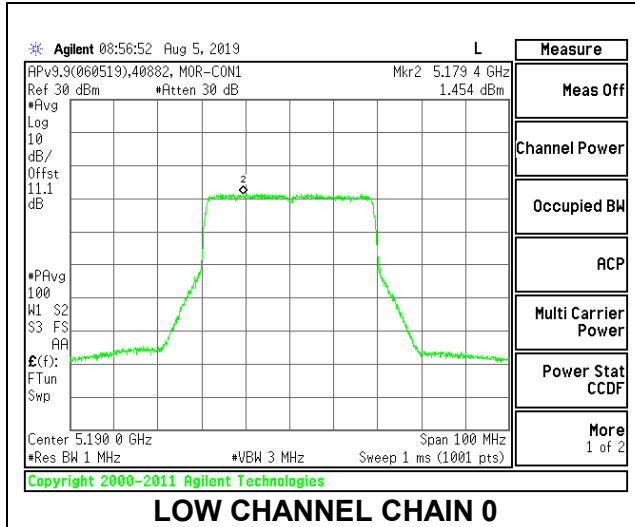
Output Power Results

Channel	Frequency (MHz)	Chain 0 Meas Power (dBm)	Chain 1 Meas Power (dBm)	Total Corr'd Power (dBm)	Power Limit (dBm)	Power Margin (dB)
Low	5190	14.55	14.40	17.49	18.07	-0.59
High	5230	14.50	14.43	17.48	17.93	-0.45

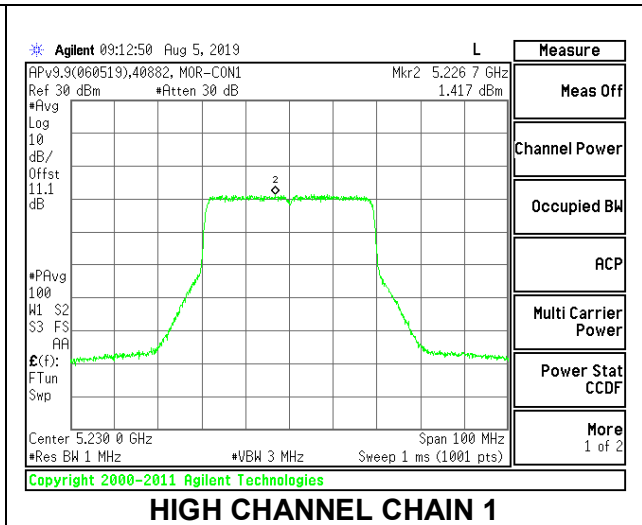
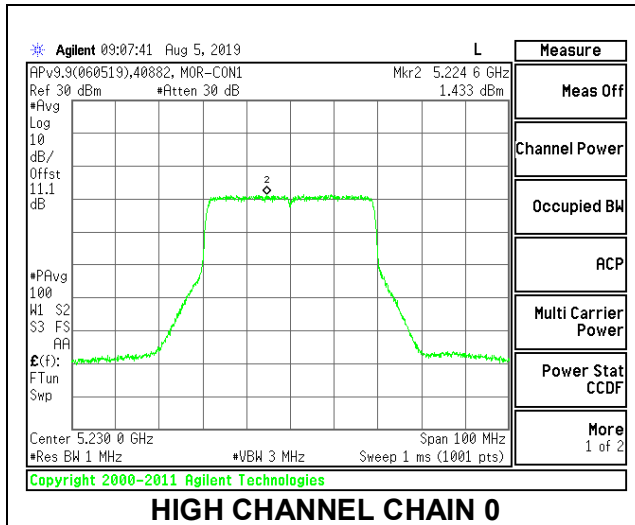
PSD Results

Channel	Frequency (MHz)	Chain 0 Meas PSD (dBm/ 1MHz)	Chain 1 Meas PSD (dBm/ 1MHz)	Total Corr'd PSD (dBm/ 1MHz)	PSD Limit (dBm/ 1MHz)	PSD Margin (dB)
Low	5190	1.454	1.345	4.41	5.34	-0.93
High	5230	1.433	1.417	4.44	5.34	-0.90

LOW CHANNEL



HIGH CHANNEL



2TX Antenna 1 + Antenna 2 OFDMA MODE – 242-Tones, RU Index 61

Bandwidth, Antenna Gain, and Limits

Channel	Frequency (MHz)	Min 99% BW (MHz)	Directional Gain for Power (dBi)	Directional Gain for PSD (dBi)	EIRP Power Limit (dBm)	Power Limit (dBm)	EIRP PSD Limit (dBm/ 1MHz)	PSD Limit (dBm/ 1MHz)
Low	5190	18.767	4.66	4.66	22.73	18.07	10.00	5.34
High	5230	18.139	4.66	4.66	22.59	17.93	10.00	5.34

Duty Cycle CF (dB)	0.00	Included in Calculations of Corr'd PSD
---------------------------	------	---

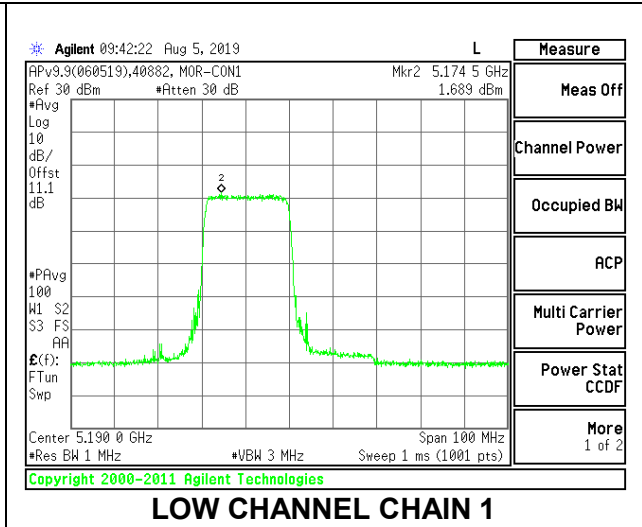
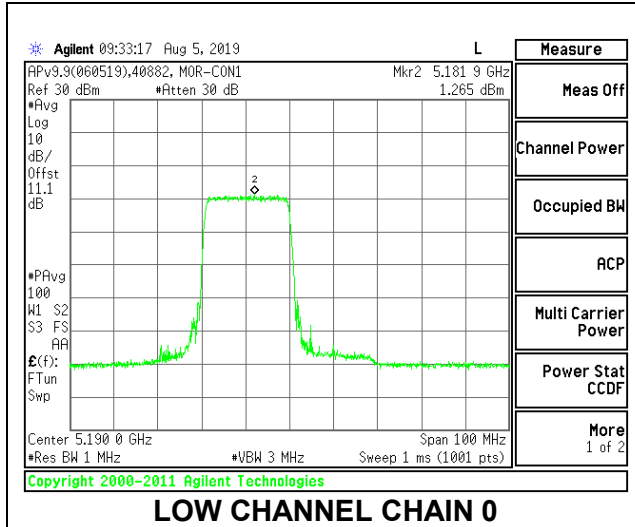
Output Power Results

Channel	Frequency (MHz)	Chain 0 Meas Power (dBm)	Chain 1 Meas Power (dBm)	Total Corr'd Power (dBm)	Power Limit (dBm)	Power Margin (dB)
Low	5190	12.66	12.48	15.58	18.07	-2.49
High	5230	12.67	12.51	15.60	17.93	-2.33

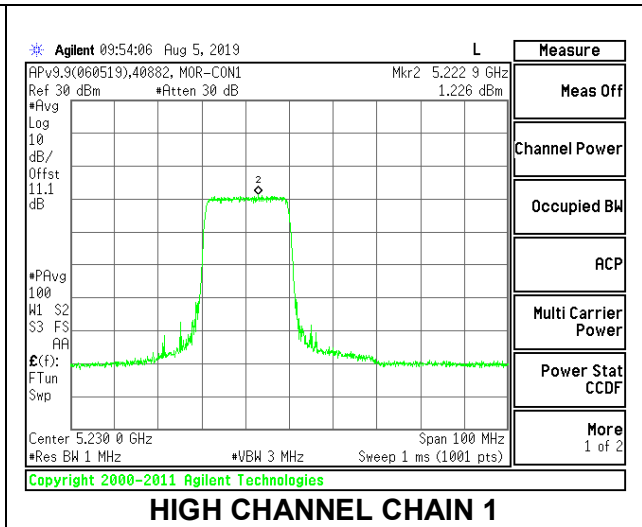
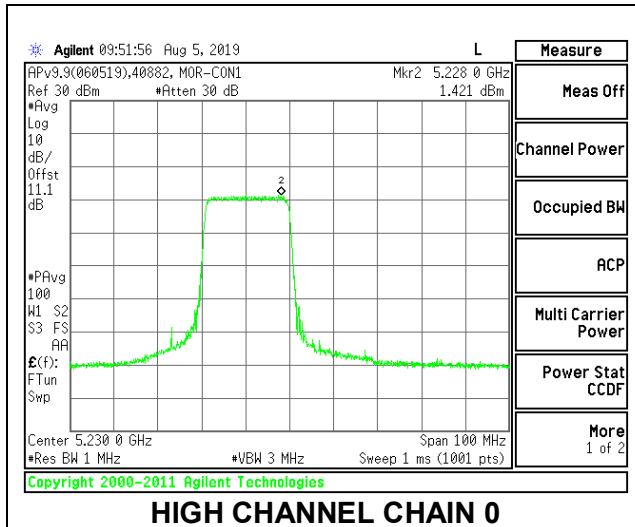
PSD Results

Channel	Frequency (MHz)	Chain 0 Meas PSD (dBm/ 1MHz)	Chain 1 Meas PSD (dBm/ 1MHz)	Total Corr'd PSD (dBm/ 1MHz)	PSD Limit (dBm/ 1MHz)	PSD Margin (dB)
Low	5190	1.265	1.689	4.49	5.34	-0.85
High	5230	1.421	1.226	4.33	5.34	-1.01

LOW CHANNEL



HIGH CHANNEL



2TX Antenna 1 + Antenna 2 OFDMA MODE – 242-Tones, RU Index 62

Bandwidth, Antenna Gain, and Limits

Channel	Frequency (MHz)	Min 99% BW (MHz)	Directional Gain for Power (dBi)	Directional Gain for PSD (dBi)	EIRP Power Limit (dBm)	Power Limit (dBm)	EIRP PSD Limit (dBm/ 1MHz)	PSD Limit (dBm/ 1MHz)
Low	5190	18.767	4.66	4.66	22.73	18.07	10.00	5.34
High	5230	18.139	4.66	4.66	22.59	17.93	10.00	5.34

Duty Cycle CF (dB)	0.00	Included in Calculations of Corr'd PSD
---------------------------	------	---

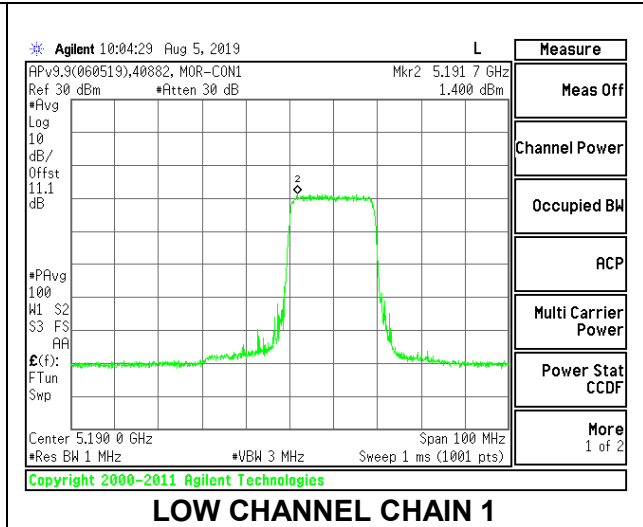
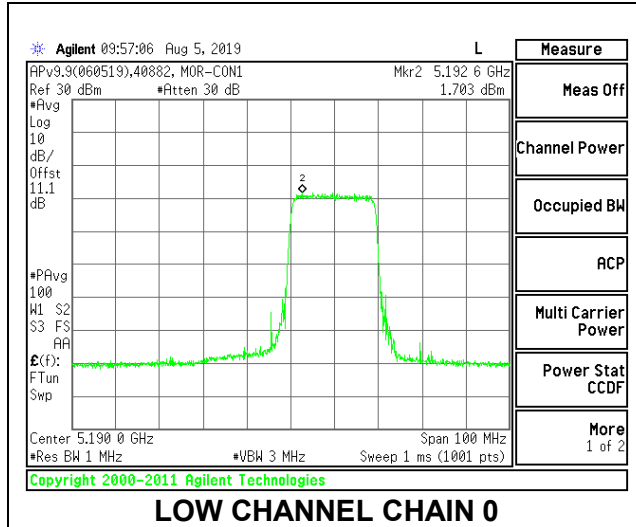
Output Power Results

Channel	Frequency (MHz)	Chain 0 Meas Power (dBm)	Chain 1 Meas Power (dBm)	Total Corr'd Power (dBm)	Power Limit (dBm)	Power Margin (dB)
Low	5190	12.65	12.41	15.54	18.07	-2.53
High	5230	12.68	12.37	15.54	17.93	-2.39

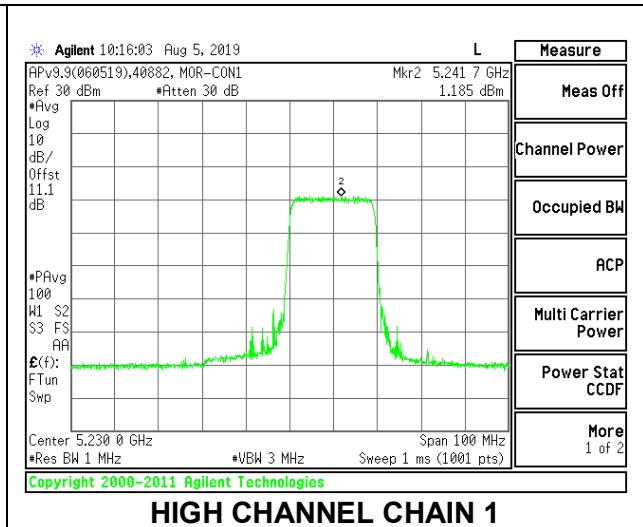
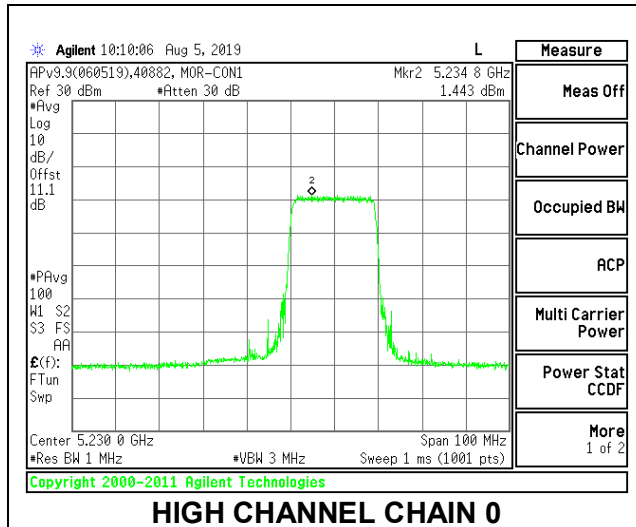
PSD Results

Channel	Frequency (MHz)	Chain 0 Meas PSD (dBm/ 1MHz)	Chain 1 Meas PSD (dBm/ 1MHz)	Total Corr'd PSD (dBm/ 1MHz)	PSD Limit (dBm/ 1MHz)	PSD Margin (dB)
Low	5190	1.703	1.400	4.56	5.34	-0.78
High	5230	1.443	1.185	4.33	5.34	-1.01

LOW CHANNEL



HIGH CHANNEL



2TX Antenna 1 + Antenna 2 OFDMA MODE – 106-Tones, RU Index 53

Bandwidth, Antenna Gain, and Limits

Channel	Frequency (MHz)	Min 99% BW (MHz)	Directional Gain for Power (dBi)	Directional Gain for PSD (dBi)	EIRP Power Limit (dBm)	Power Limit (dBm)	EIRP PSD Limit (dBm/ 1MHz)	PSD Limit (dBm/ 1MHz)
Low	5190	18.767	4.66	4.66	22.73	18.07	10.00	5.34
High	5230	18.139	4.66	4.66	22.59	17.93	10.00	5.34

Duty Cycle CF (dB)	0.00	Included in Calculations of Corr'd PSD
---------------------------	------	---

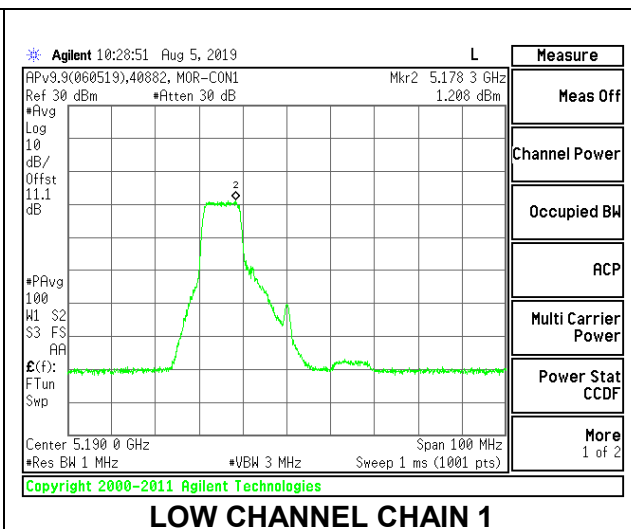
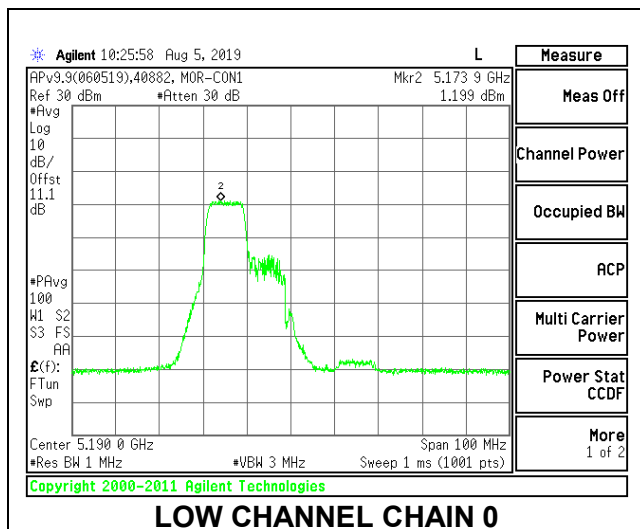
Output Power Results

Channel	Frequency (MHz)	Chain 0 Meas Power (dBm)	Chain 1 Meas Power (dBm)	Total Corr'd Power (dBm)	Power Limit (dBm)	Power Margin (dB)
Low	5190	9.25	9.05	12.16	18.07	-5.91
High	5230	9.70	9.37	12.55	17.93	-5.38

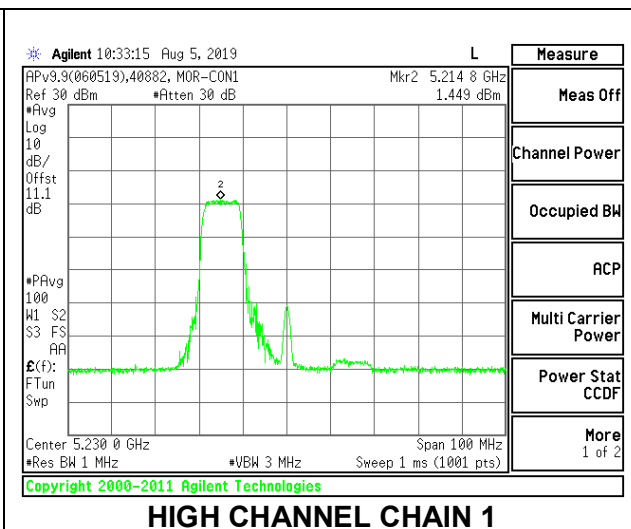
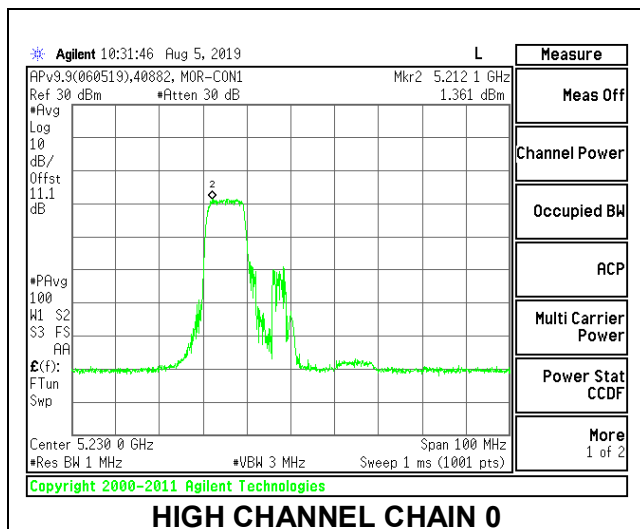
PSD Results

Channel	Frequency (MHz)	Chain 0 Meas PSD (dBm/ 1MHz)	Chain 1 Meas PSD (dBm/ 1MHz)	Total Corr'd PSD (dBm/ 1MHz)	PSD Limit (dBm/ 1MHz)	PSD Margin (dB)
Low	5190	1.199	1.208	4.21	5.34	-1.13
High	5230	1.361	1.449	4.42	5.34	-0.92

LOW CHANNEL



HIGH CHANNEL



2TX Antenna 1 + Antenna 2 OFDMA MODE – 106-Tones, RU Index 54

Bandwidth, Antenna Gain, and Limits

Channel	Frequency (MHz)	Min 99% BW (MHz)	Directional Gain for Power (dBi)	Directional Gain for PSD (dBi)	EIRP Power Limit (dBm)	Power Limit (dBm)	EIRP PSD Limit (dBm/ 1MHz)	PSD Limit (dBm/ 1MHz)
Low	5190	18.767	4.66	4.66	22.73	18.07	10.00	5.34
High	5230	18.139	4.66	4.66	22.59	17.93	10.00	5.34

Duty Cycle CF (dB)	0.00	Included in Calculations of Corr'd PSD
---------------------------	------	---

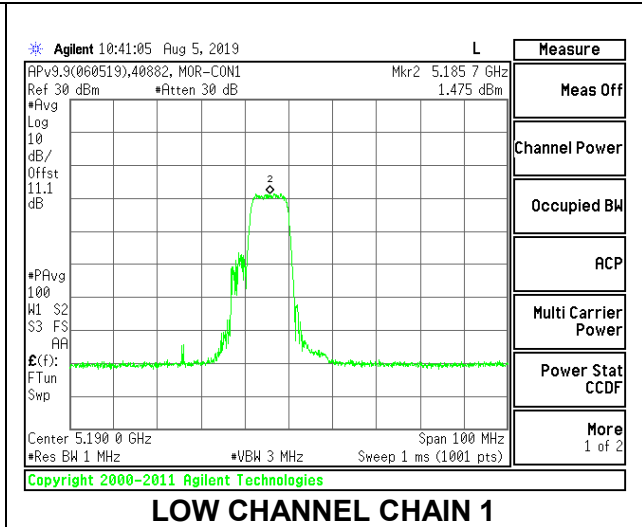
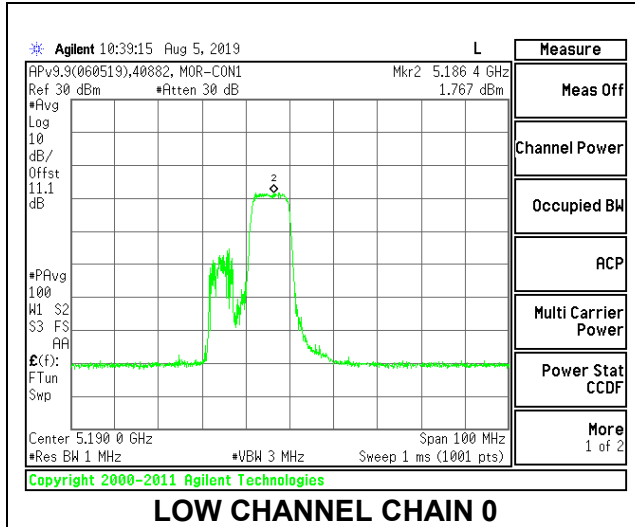
Output Power Results

Channel	Frequency (MHz)	Chain 0 Meas Power (dBm)	Chain 1 Meas Power (dBm)	Total Corr'd Power (dBm)	Power Limit (dBm)	Power Margin (dB)
Low	5190	9.64	9.34	12.50	18.07	-5.57
High	5230	9.73	9.35	12.55	17.93	-5.37

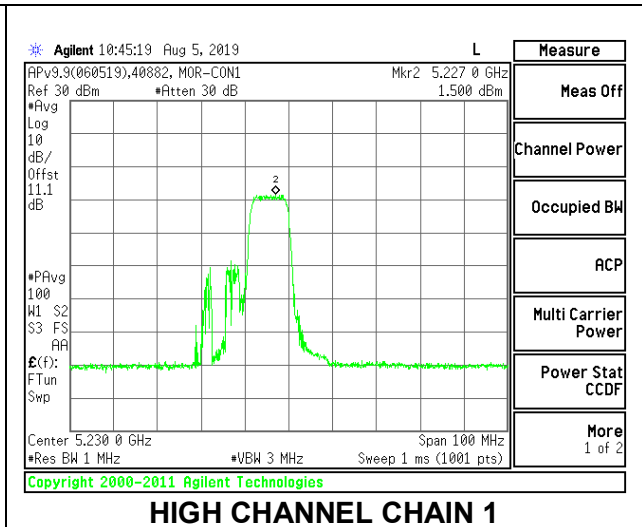
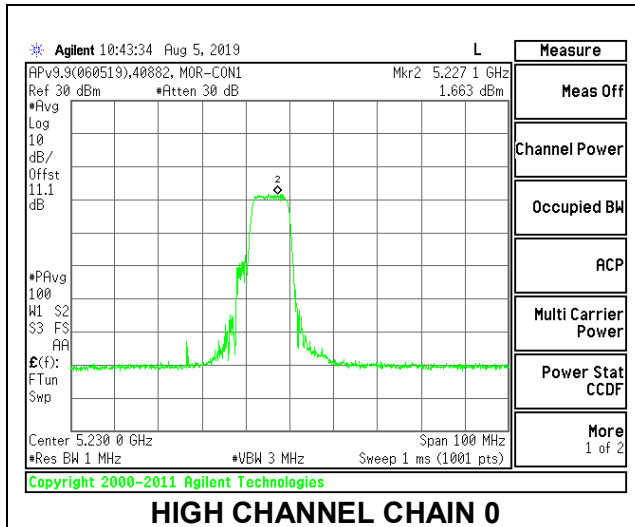
PSD Results

Channel	Frequency (MHz)	Chain 0 Meas PSD (dBm/ 1MHz)	Chain 1 Meas PSD (dBm/ 1MHz)	Total Corr'd PSD (dBm/ 1MHz)	PSD Limit (dBm/ 1MHz)	PSD Margin (dB)
Low	5190	1.767	1.475	4.63	5.34	-0.71
High	5230	1.663	1.500	4.59	5.34	-0.75

LOW CHANNEL



HIGH CHANNEL



2TX Antenna 1 + Antenna 2 OFDMA MODE – 106-Tones, RU Index 56

Bandwidth, Antenna Gain, and Limits

Channel	Frequency (MHz)	Min 99% BW (MHz)	Directional Gain for Power (dBi)	Directional Gain for PSD (dBi)	EIRP Power Limit (dBm)	Power Limit (dBm)	EIRP PSD Limit (dBm/ 1MHz)	PSD Limit (dBm/ 1MHz)
Low	5190	18.767	4.66	4.66	22.73	18.07	10.00	5.34
High	5230	18.139	4.66	4.66	22.59	17.93	10.00	5.34

Duty Cycle CF (dB)	0.00	Included in Calculations of Corr'd PSD
---------------------------	------	---

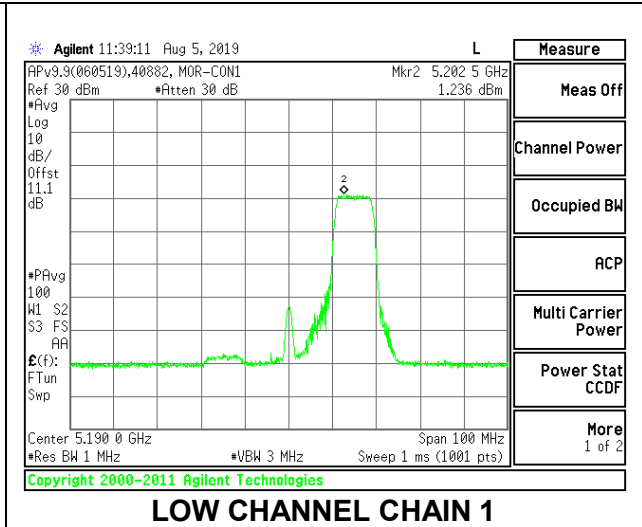
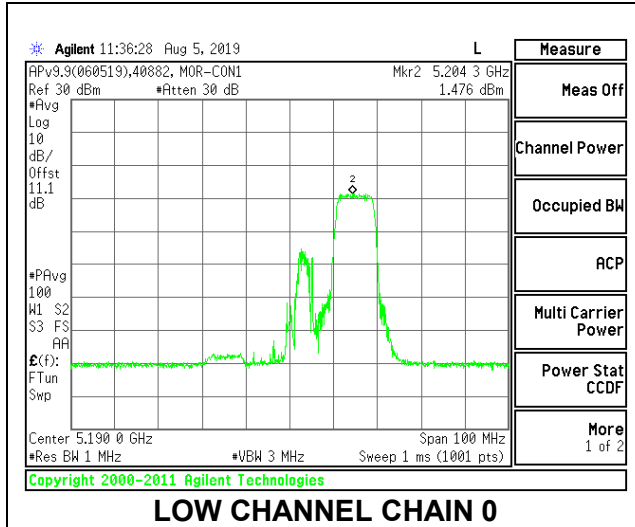
Output Power Results

Channel	Frequency (MHz)	Chain 0 Meas Power (dBm)	Chain 1 Meas Power (dBm)	Total Corr'd Power (dBm)	Power Limit (dBm)	Power Margin (dB)
Low	5190	9.70	9.35	12.54	18.07	-5.54
High	5230	9.55	9.33	12.45	17.93	-5.47

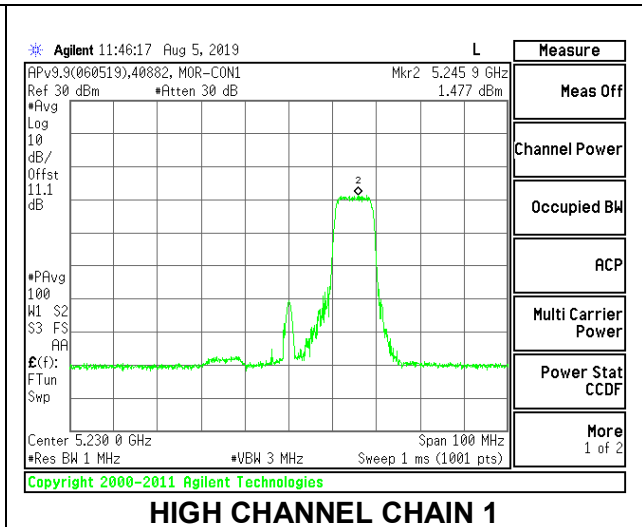
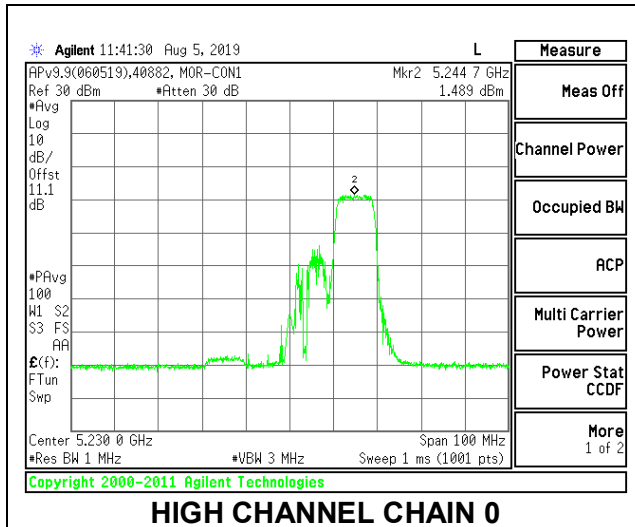
PSD Results

Channel	Frequency (MHz)	Chain 0 Meas PSD (dBm/ 1MHz)	Chain 1 Meas PSD (dBm/ 1MHz)	Total Corr'd PSD (dBm/ 1MHz)	PSD Limit (dBm/ 1MHz)	PSD Margin (dB)
Low	5190	1.476	1.236	4.37	5.34	-0.97
High	5230	1.489	1.477	4.49	5.34	-0.85

LOW CHANNEL



HIGH CHANNEL



2TX Antenna 1 + Antenna 2 OFDMA MODE – 52-Tones, RU Index 37

Bandwidth, Antenna Gain, and Limits

Channel	Frequency (MHz)	Min 99% BW (MHz)	Directional Gain for Power (dBi)	Directional Gain for PSD (dBi)	EIRP Power Limit (dBm)	Power Limit (dBm)	EIRP PSD Limit (dBm/ 1MHz)	PSD Limit (dBm/ 1MHz)
Low	5190	18.767	4.66	4.66	22.73	18.07	10.00	5.34
High	5230	18.139	4.66	4.66	22.59	17.93	10.00	5.34

Duty Cycle CF (dB)	0.00	Included in Calculations of Corr'd PSD
---------------------------	------	---

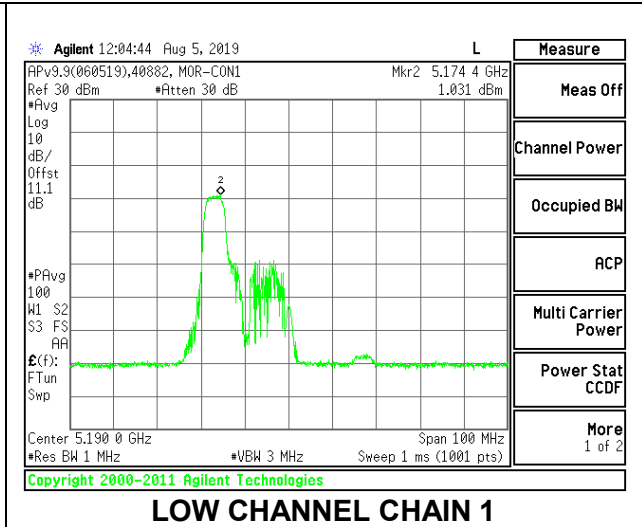
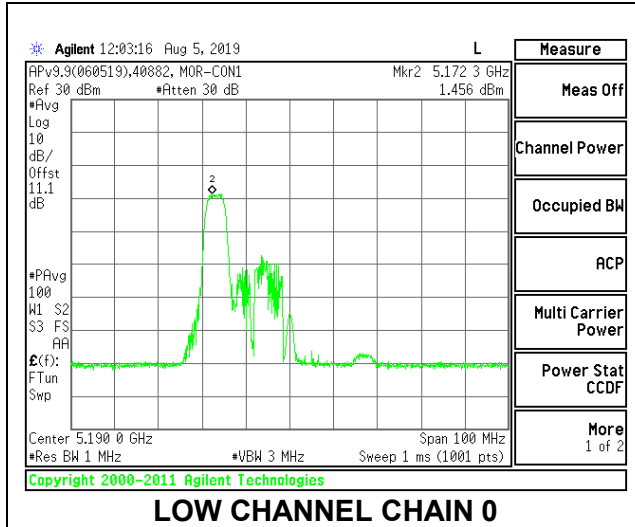
Output Power Results

Channel	Frequency (MHz)	Chain 0 Meas Power (dBm)	Chain 1 Meas Power (dBm)	Total Corr'd Power (dBm)	Power Limit (dBm)	Power Margin (dB)
Low	5190	6.53	6.32	9.44	18.07	-8.64
High	5230	6.62	6.29	9.47	17.93	-8.46

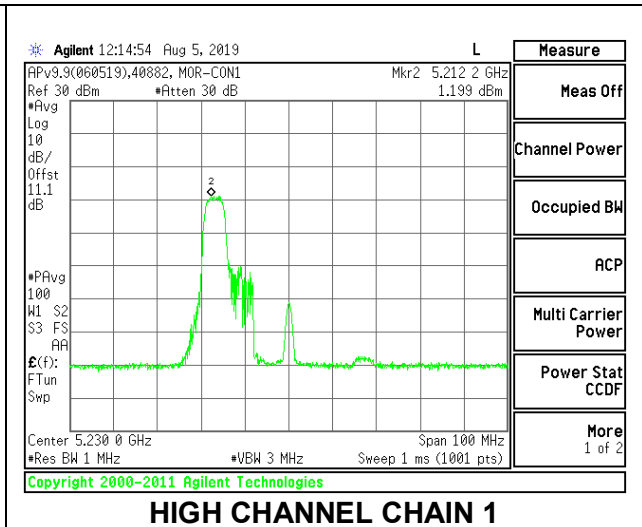
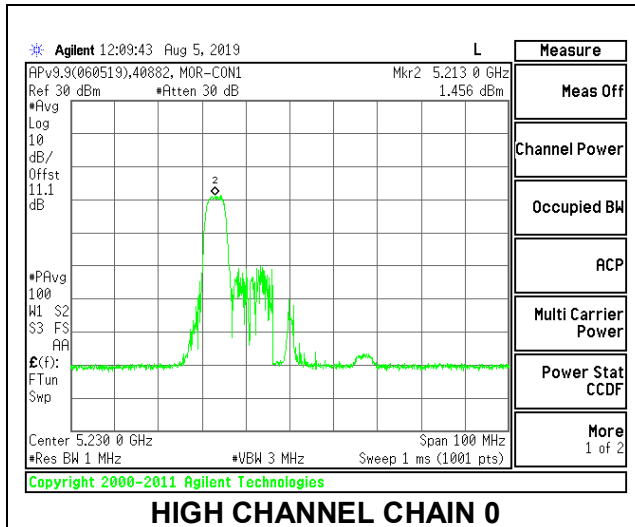
PSD Results

Channel	Frequency (MHz)	Chain 0 Meas PSD (dBm/ 1MHz)	Chain 1 Meas PSD (dBm/ 1MHz)	Total Corr'd PSD (dBm/ 1MHz)	PSD Limit (dBm/ 1MHz)	PSD Margin (dB)
Low	5190	1.456	1.031	4.26	5.34	-1.08
High	5230	1.456	1.199	4.34	5.34	-1.00

LOW CHANNEL



HIGH CHANNEL



2TX Antenna 1 + Antenna 2 OFDMA MODE – 52-Tones, RU Index 40

Bandwidth, Antenna Gain, and Limits

Channel	Frequency (MHz)	Min 99% BW (MHz)	Directional Gain for Power (dBi)	Directional Gain for PSD (dBi)	EIRP Power Limit (dBm)	Power Limit (dBm)	EIRP PSD Limit (dBm/ 1MHz)	PSD Limit (dBm/ 1MHz)
Low	5190	18.767	4.66	4.66	22.73	18.07	10.00	5.34
High	5230	18.139	4.66	4.66	22.59	17.93	10.00	5.34

Duty Cycle CF (dB)	0.00	Included in Calculations of Corr'd PSD
---------------------------	------	---

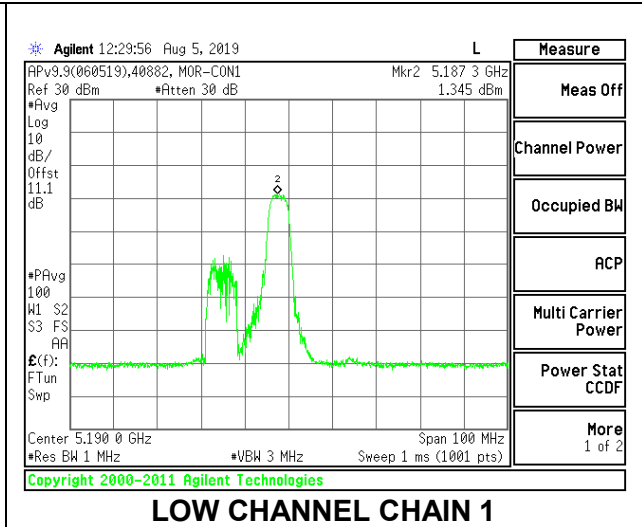
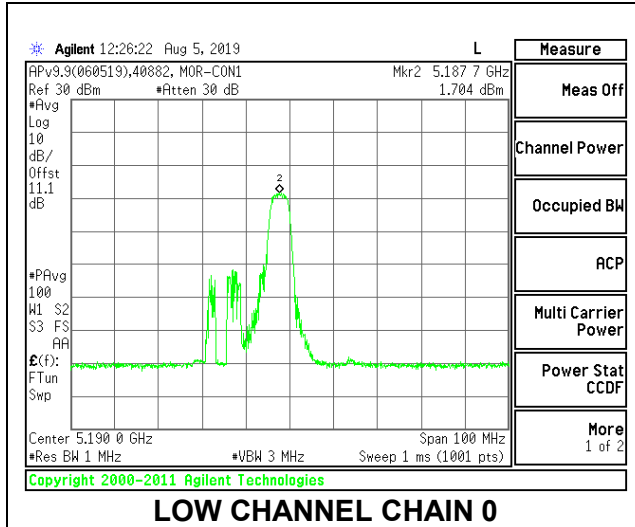
Output Power Results

Channel	Frequency (MHz)	Chain 0 Meas Power (dBm)	Chain 1 Meas Power (dBm)	Total Corr'd Power (dBm)	Power Limit (dBm)	Power Margin (dB)
Low	5190	6.54	6.31	9.44	18.07	-8.64
High	5230	6.65	6.38	9.53	17.93	-8.40

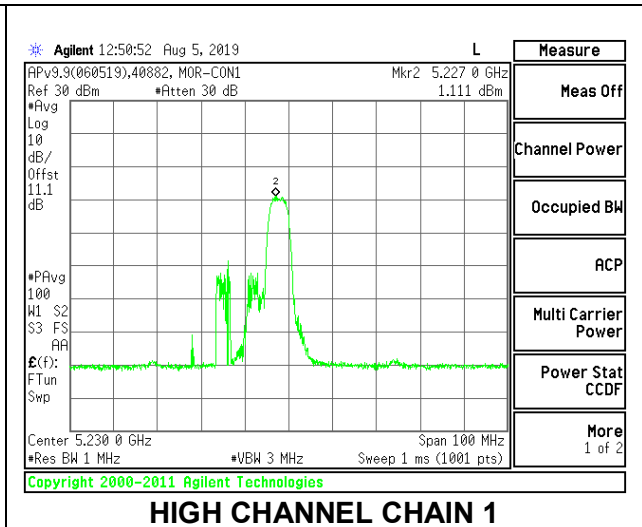
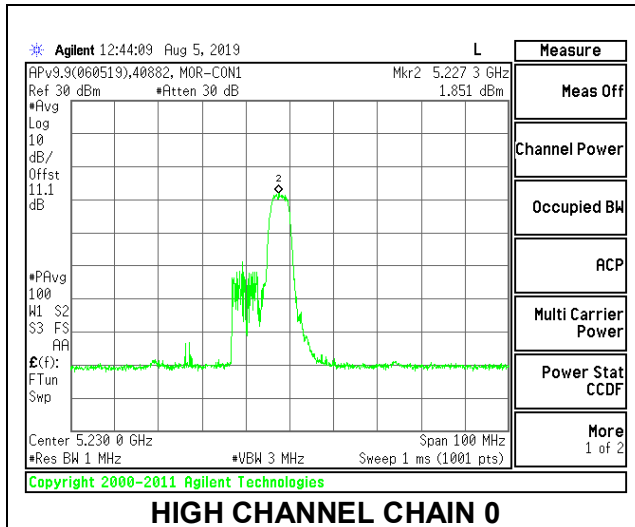
PSD Results

Channel	Frequency (MHz)	Chain 0 Meas PSD (dBm/ 1MHz)	Chain 1 Meas PSD (dBm/ 1MHz)	Total Corr'd PSD (dBm/ 1MHz)	PSD Limit (dBm/ 1MHz)	PSD Margin (dB)
Low	5190	1.704	1.345	4.54	5.34	-0.80
High	5230	1.851	1.111	4.51	5.34	-0.83

LOW CHANNEL



HIGH CHANNEL



2TX Antenna 1 + Antenna 2 OFDMA MODE – 52-Tones, RU Index 44

Bandwidth, Antenna Gain, and Limits

Channel	Frequency (MHz)	Min 99% BW (MHz)	Directional Gain for Power (dBi)	Directional Gain for PSD (dBi)	EIRP Power Limit (dBm)	Power Limit (dBm)	EIRP PSD Limit (dBm/ 1MHz)	PSD Limit (dBm/ 1MHz)
Low	5190	18.767	4.66	4.66	22.73	18.07	10.00	5.34
High	5230	18.139	4.66	4.66	22.59	17.93	10.00	5.34

Duty Cycle CF (dB)	0.00	Included in Calculations of Corr'd PSD
---------------------------	------	---

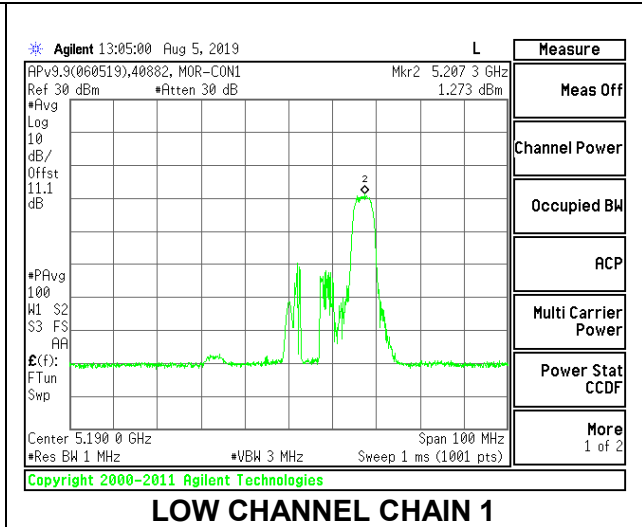
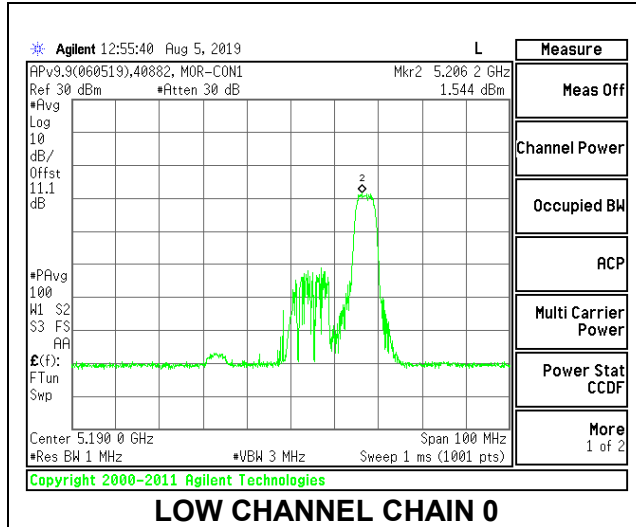
Output Power Results

Channel	Frequency (MHz)	Chain 0 Meas Power (dBm)	Chain 1 Meas Power (dBm)	Total Corr'd Power (dBm)	Power Limit (dBm)	Power Margin (dB)
Low	5190	6.61	6.30	9.47	18.07	-8.61
High	5230	6.46	6.21	9.35	17.93	-8.58

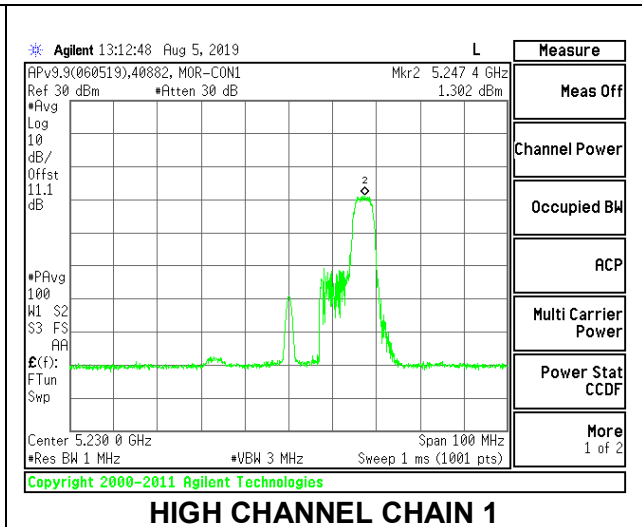
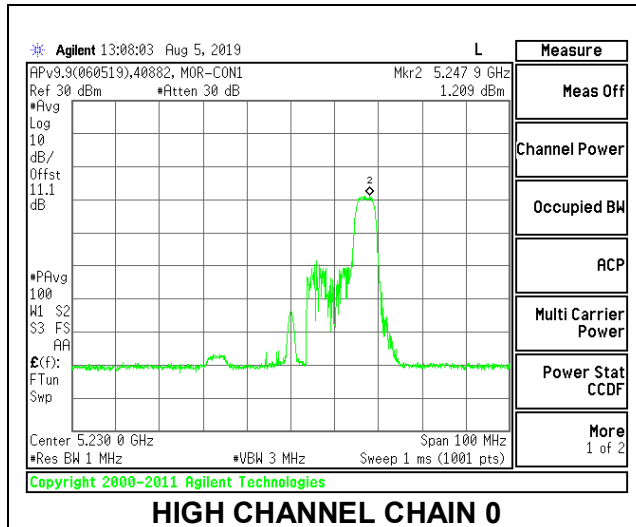
PSD Results

Channel	Frequency (MHz)	Chain 0 Meas PSD (dBm/ 1MHz)	Chain 1 Meas PSD (dBm/ 1MHz)	Total Corr'd PSD (dBm/ 1MHz)	PSD Limit (dBm/ 1MHz)	PSD Margin (dB)
Low	5190	1.544	1.273	4.42	5.34	-0.92
High	5230	1.209	1.302	4.27	5.34	-1.07

LOW CHANNEL



HIGH CHANNEL



2TX Antenna 1 + Antenna 2 OFDMA MODE – 26-Tones, RU Index 0

Bandwidth, Antenna Gain, and Limits

Channel	Frequency (MHz)	Min 99% BW (MHz)	Directional Gain for Power (dBi)	Directional Gain for PSD (dBi)	EIRP Power Limit (dBm)	Power Limit (dBm)	EIRP PSD Limit (dBm/ 1MHz)	PSD Limit (dBm/ 1MHz)
Low	5190	18.767	4.66	4.66	22.73	18.07	10.00	5.34
High	5230	18.139	4.66	4.66	22.59	17.93	10.00	5.34

Duty Cycle CF (dB)	0.00	Included in Calculations of Corr'd PSD
---------------------------	------	---

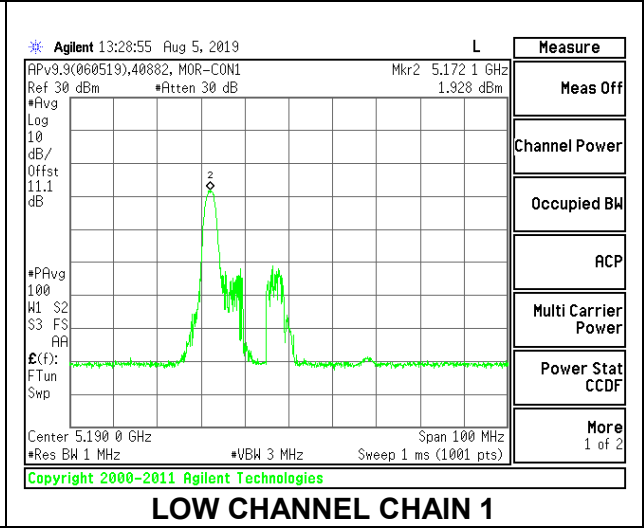
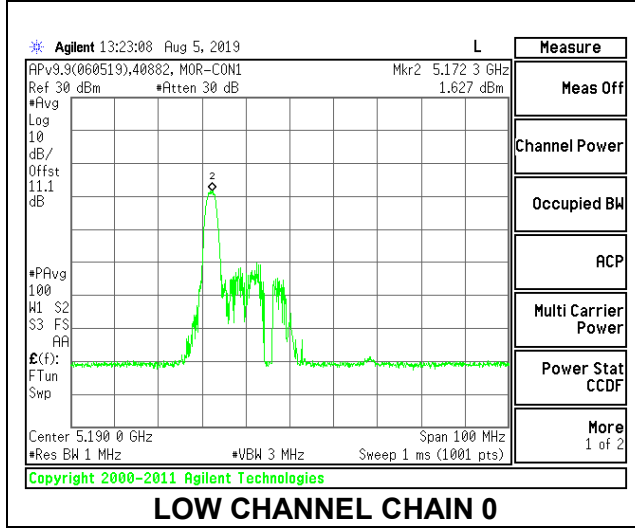
Output Power Results

Channel	Frequency (MHz)	Chain 0 Meas Power (dBm)	Chain 1 Meas Power (dBm)	Total Corr'd Power (dBm)	Power Limit (dBm)	Power Margin (dB)
Low	5190	4.34	4.37	7.37	18.07	-10.71
High	5230	4.67	4.28	7.49	17.93	-10.44

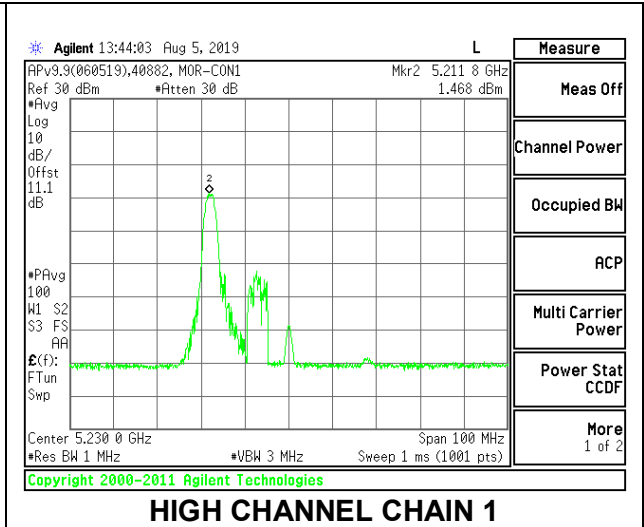
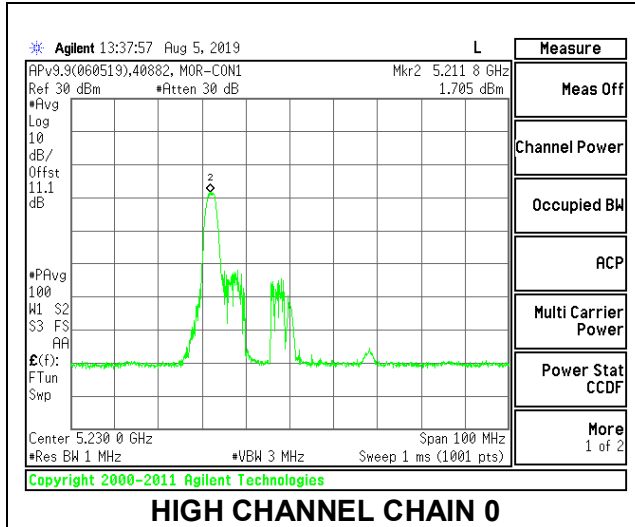
PSD Results

Channel	Frequency (MHz)	Chain 0 Meas PSD (dBm/ 1MHz)	Chain 1 Meas PSD (dBm/ 1MHz)	Total Corr'd PSD (dBm/ 1MHz)	PSD Limit (dBm/ 1MHz)	PSD Margin (dB)
Low	5190	1.627	1.928	4.79	5.34	-0.55
High	5230	1.705	1.468	4.60	5.34	-0.74

LOW CHANNEL



HIGH CHANNEL



2TX Antenna 1 + Antenna 2 OFDMA MODE – 26-Tones, RU Index 8

Bandwidth, Antenna Gain, and Limits

Channel	Frequency (MHz)	Min 99% BW (MHz)	Directional Gain for Power (dBi)	Directional Gain for PSD (dBi)	EIRP Power Limit (dBm)	Power Limit (dBm)	EIRP PSD Limit (dBm/ 1MHz)	PSD Limit (dBm/ 1MHz)
Low	5190	18.767	4.66	4.66	22.73	18.07	10.00	5.34
High	5230	18.139	4.66	4.66	22.59	17.93	10.00	5.34

Duty Cycle CF (dB)	0.00	Included in Calculations of Corr'd PSD
---------------------------	------	---

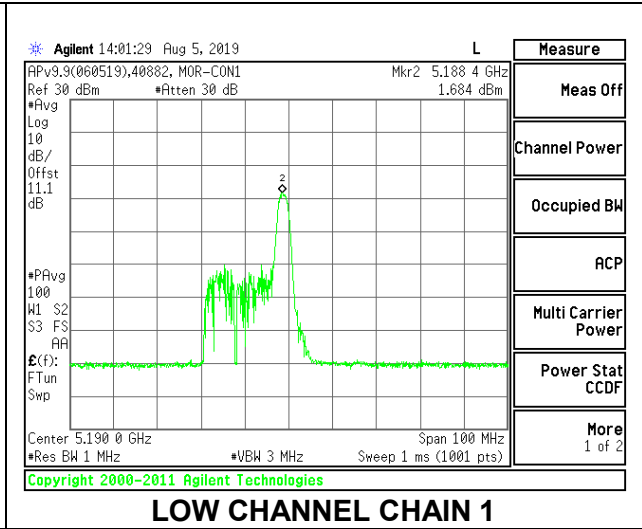
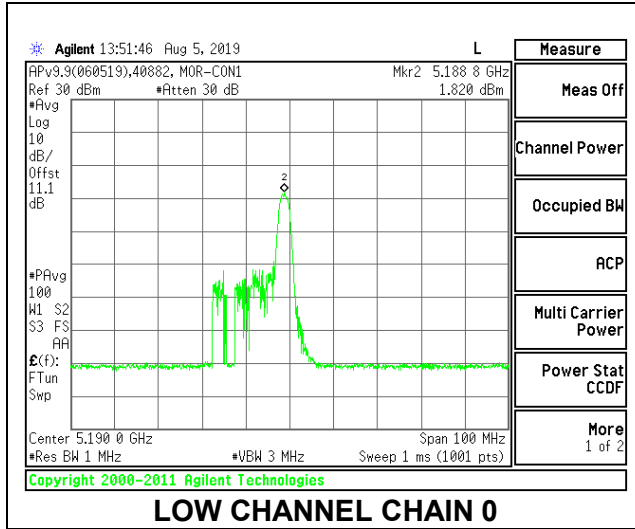
Output Power Results

Channel	Frequency (MHz)	Chain 0 Meas Power (dBm)	Chain 1 Meas Power (dBm)	Total Corr'd Power (dBm)	Power Limit (dBm)	Power Margin (dB)
Low	5190	4.37	4.09	7.24	18.07	-10.83
High	5230	4.53	4.05	7.31	17.93	-10.62

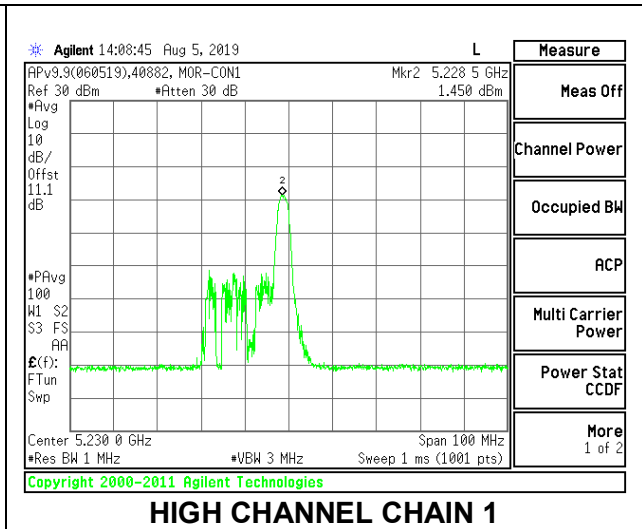
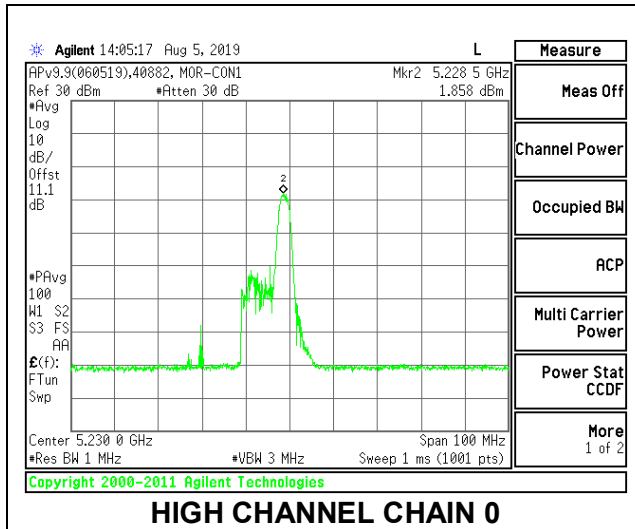
PSD Results

Channel	Frequency (MHz)	Chain 0 Meas PSD (dBm/ 1MHz)	Chain 1 Meas PSD (dBm/ 1MHz)	Total Corr'd PSD (dBm/ 1MHz)	PSD Limit (dBm/ 1MHz)	PSD Margin (dB)
Low	5190	1.820	1.684	4.76	5.34	-0.58
High	5230	1.858	1.450	4.67	5.34	-0.67

LOW CHANNEL



HIGH CHANNEL



2TX Antenna 1 + Antenna 2 OFDMA MODE – 26-Tones, RU Index 17

Bandwidth, Antenna Gain, and Limits

Channel	Frequency (MHz)	Min 99% BW (MHz)	Directional Gain for Power (dBi)	Directional Gain for PSD (dBi)	EIRP Power Limit (dBm)	Power Limit (dBm)	EIRP PSD Limit (dBm/ 1MHz)	PSD Limit (dBm/ 1MHz)
Low	5190	18.767	4.66	4.66	22.73	18.07	10.00	5.34
High	5230	18.139	4.66	4.66	22.59	17.93	10.00	5.34

Duty Cycle CF (dB)	0.00	Included in Calculations of Corr'd PSD
---------------------------	------	---

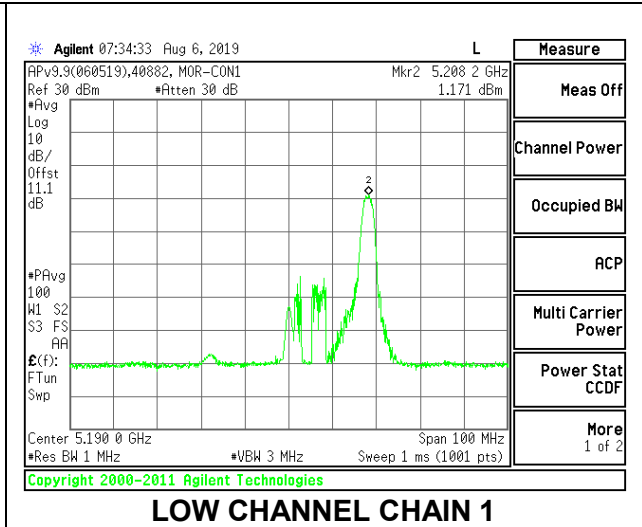
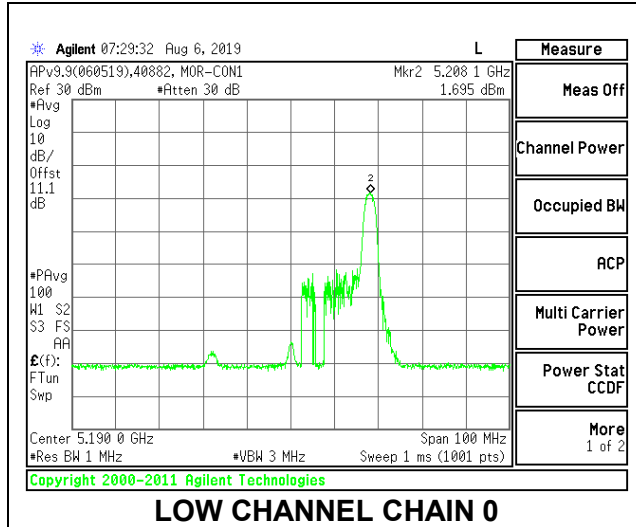
Output Power Results

Channel	Frequency (MHz)	Chain 0 Meas Power (dBm)	Chain 1 Meas Power (dBm)	Total Corr'd Power (dBm)	Power Limit (dBm)	Power Margin (dB)
Low	5190	4.62	4.20	7.43	18.07	-10.65
High	5230	4.35	4.13	7.25	17.93	-10.67

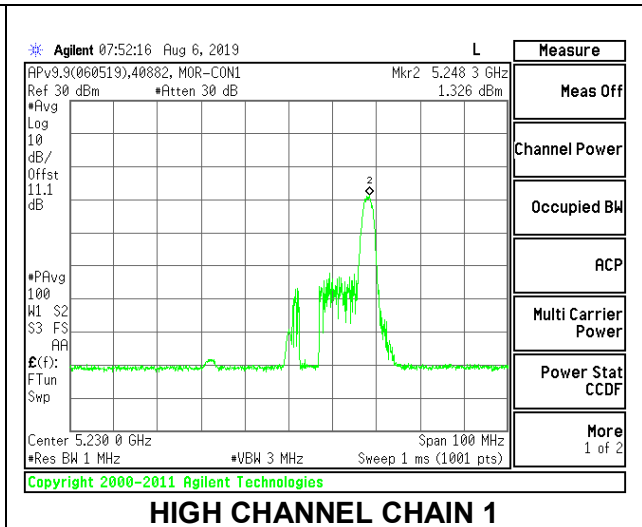
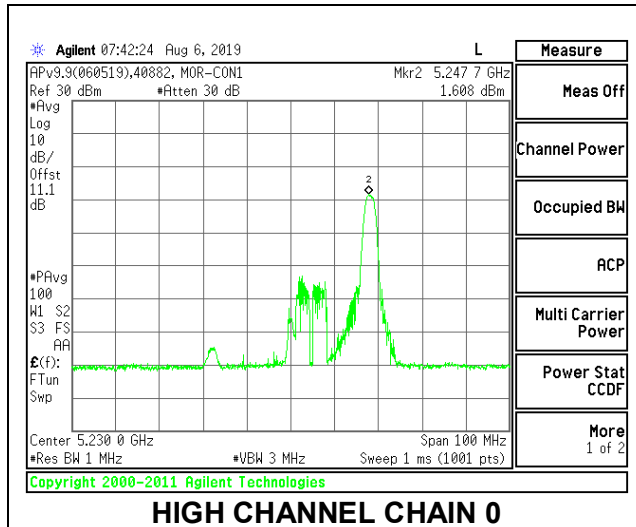
PSD Results

Channel	Frequency (MHz)	Chain 0 Meas PSD (dBm/ 1MHz)	Chain 1 Meas PSD (dBm/ 1MHz)	Total Corr'd PSD (dBm/ 1MHz)	PSD Limit (dBm/ 1MHz)	PSD Margin (dB)
Low	5190	1.695	1.171	4.45	5.34	-0.89
High	5230	1.608	1.326	4.48	5.34	-0.86

LOW CHANNEL



HIGH CHANNEL



9.4.5. 802.11ax HE80 MODE IN THE 5.2 GHz BAND (FCC)

2TX Antenna 1 + Antenna 2 SU MODE

Antenna Gain and Limits

Channel	Frequency (MHz)	Directional Gain for Power (dBi)	Directional Gain for PSD (dBi)	Power Limit (dBm)	PSD Limit (dBm/ 1MHz)
Mid	5210	4.66	4.66	24.00	11.00

Duty Cycle CF (dB)	0.00	Included in Calculations of Corr'd PSD
---------------------------	------	---

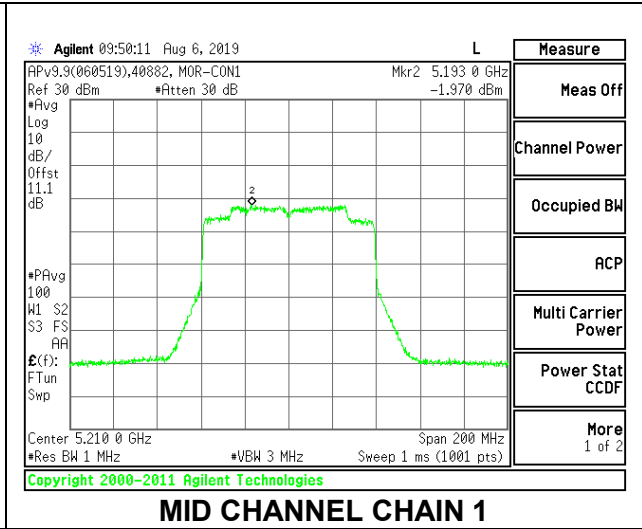
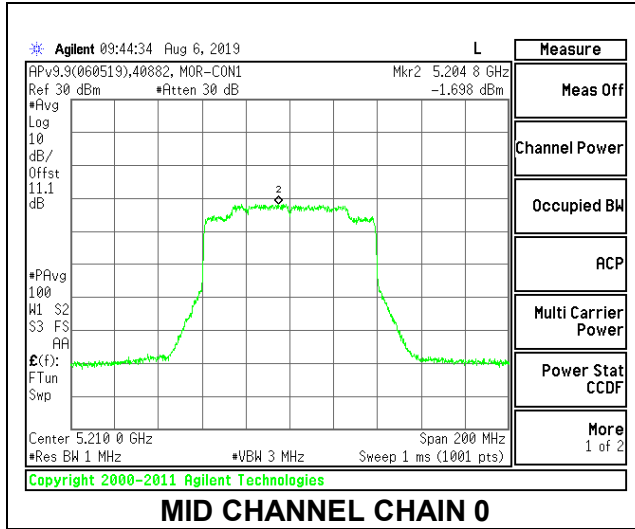
Output Power Results

Channel	Frequency (MHz)	Chain 0 Meas Power (dBm)	Chain 1 Meas Power (dBm)	Total Corr'd Power (dBm)	Power Limit (dBm)	Power Margin (dB)
Mid	5210	14.51	14.27	17.40	24.00	-6.60

PSD Results

Channel	Frequency (MHz)	Chain 0 Meas PSD (dBm/ 1MHz)	Chain 1 Meas PSD (dBm/ 1MHz)	Total Corr'd PSD (dBm/ 1MHz)	PSD Limit (dBm/ 1MHz)	PSD Margin (dB)
Mid	5210	-1.698	-1.970	1.18	11.00	-9.82

MID CHANNEL



2TX Antenna 1 + Antenna 2 OFDMA MODE – 996-Tones, RU Index 67

Antenna Gain and Limits

Channel	Frequency (MHz)	Directional Gain for Power (dBi)	Directional Gain for PSD (dBi)	Power Limit (dBm)	PSD Limit (dBm/ 1MHz)
Mid	5210	4.66	4.66	24.00	11.00

Duty Cycle CF (dB)	0.00	Included in Calculations of Corr'd PSD
---------------------------	------	---

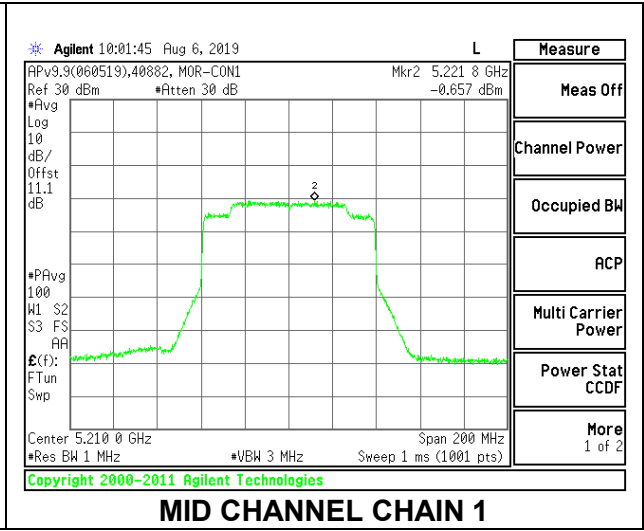
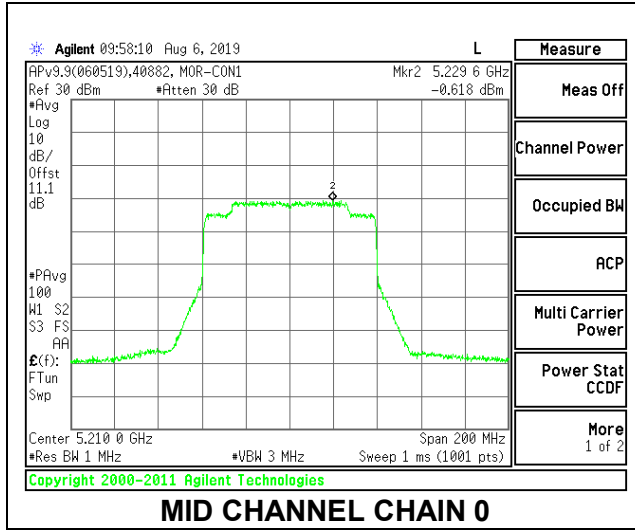
Output Power Results

Channel	Frequency (MHz)	Chain 0 Meas Power (dBm)	Chain 1 Meas Power (dBm)	Total Corr'd Power (dBm)	Power Limit (dBm)	Power Margin (dB)
Mid	5210	14.74	14.42	17.59	24.00	-6.41

PSD Results

Channel	Frequency (MHz)	Chain 0 Meas PSD (dBm/ 1MHz)	Chain 1 Meas PSD (dBm/ 1MHz)	Total Corr'd PSD (dBm/ 1MHz)	PSD Limit (dBm/ 1MHz)	PSD Margin (dB)
Mid	5210	-0.618	-0.657	2.37	11.00	-8.63

MID CHANNEL



2TX Antenna 1 + Antenna 2 OFDMA MODE – 484-Tones, RU Index 65

Antenna Gain and Limits

Channel	Frequency (MHz)	Directional Gain for Power (dBi)	Directional Gain for PSD (dBi)	Power Limit (dBm)	PSD Limit (dBm/ 1MHz)
Mid	5210	4.66	4.66	24.00	11.00

Duty Cycle CF (dB)	0.00	Included in Calculations of Corr'd PSD
---------------------------	------	---

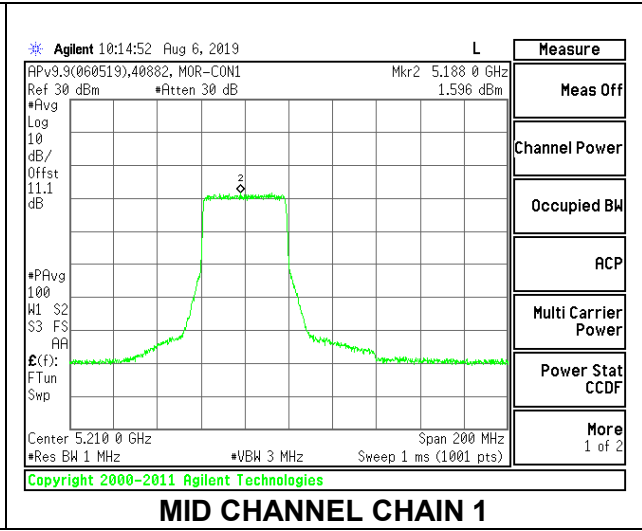
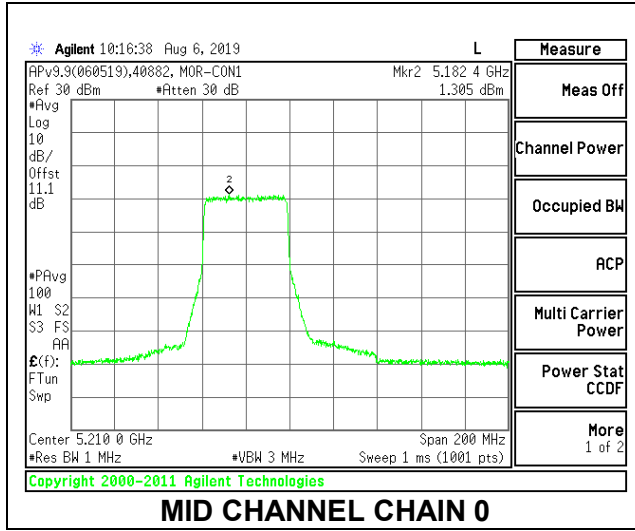
Output Power Results

Channel	Frequency (MHz)	Chain 0 Meas Power (dBm)	Chain 1 Meas Power (dBm)	Total Corr'd Power (dBm)	Power Limit (dBm)	Power Margin (dB)
Mid	5210	14.36	14.40	17.39	24.00	-6.61

PSD Results

Channel	Frequency (MHz)	Chain 0 Meas PSD (dBm/ 1MHz)	Chain 1 Meas PSD (dBm/ 1MHz)	Total Corr'd PSD (dBm/ 1MHz)	PSD Limit (dBm/ 1MHz)	PSD Margin (dB)
Mid	5210	1.305	1.596	4.46	11.00	-6.54

MID CHANNEL



2TX Antenna 1 + Antenna 2 OFDMA MODE – 484-Tones, RU Index 66

Antenna Gain and Limits

Channel	Frequency (MHz)	Directional Gain for Power (dBi)	Directional Gain for PSD (dBi)	Power Limit (dBm)	PSD Limit (dBm/ 1MHz)
Mid	5210	4.66	4.66	24.00	11.00

Duty Cycle CF (dB)	0.00	Included in Calculations of Corr'd PSD
---------------------------	------	---

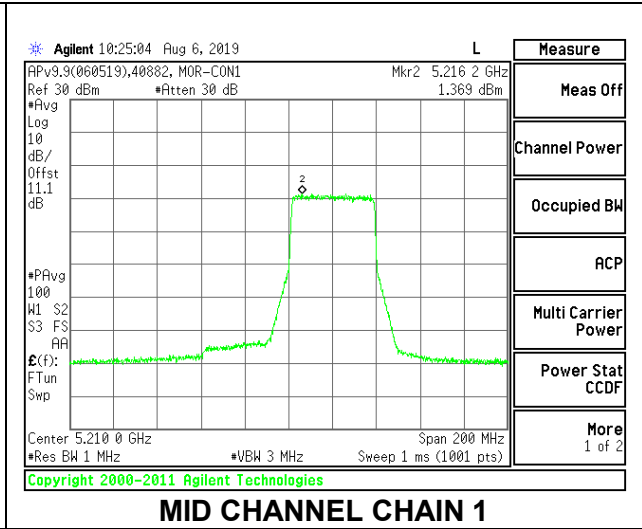
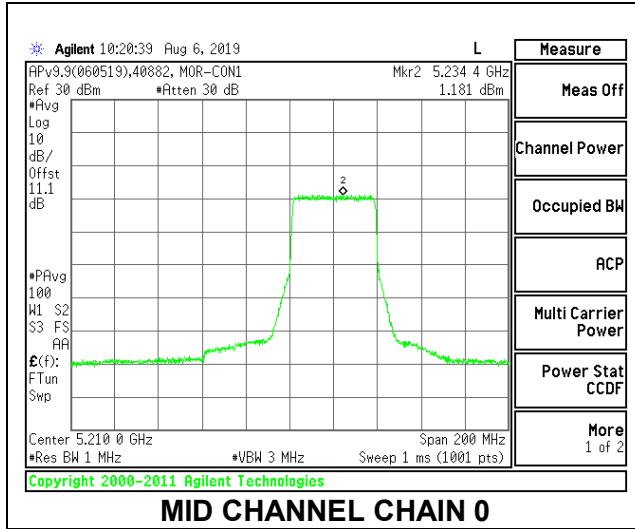
Output Power Results

Channel	Frequency (MHz)	Chain 0 Meas Power (dBm)	Chain 1 Meas Power (dBm)	Total Corr'd Power (dBm)	Power Limit (dBm)	Power Margin (dB)
Mid	5210	14.58	14.37	17.49	24.00	-6.51

PSD Results

Channel	Frequency (MHz)	Chain 0 Meas PSD (dBm/ 1MHz)	Chain 1 Meas PSD (dBm/ 1MHz)	Total Corr'd PSD (dBm/ 1MHz)	PSD Limit (dBm/ 1MHz)	PSD Margin (dB)
Mid	5210	1.181	1.369	4.29	11.00	-6.71

MID CHANNEL



2TX Antenna 1 + Antenna 2 OFDMA MODE – 242-Tones, RU Index 61

Antenna Gain and Limits

Channel	Frequency (MHz)	Directional Gain for Power (dBi)	Directional Gain for PSD (dBi)	Power Limit (dBm)	PSD Limit (dBm/ 1MHz)
Mid	5210	4.66	4.66	24.00	11.00

Duty Cycle CF (dB)	0.00	Included in Calculations of Corr'd PSD
---------------------------	------	---

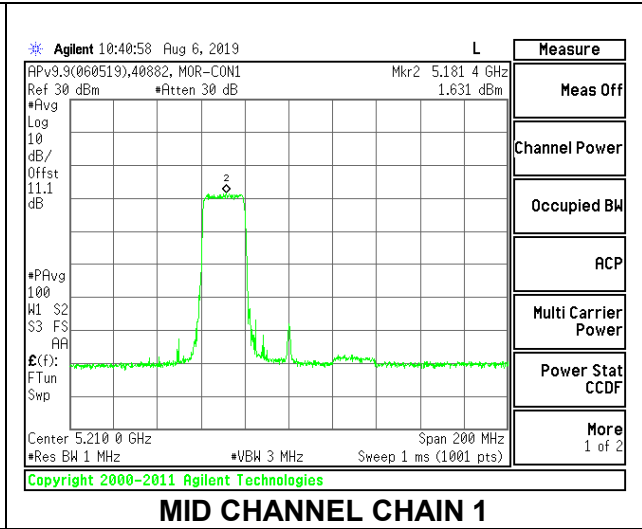
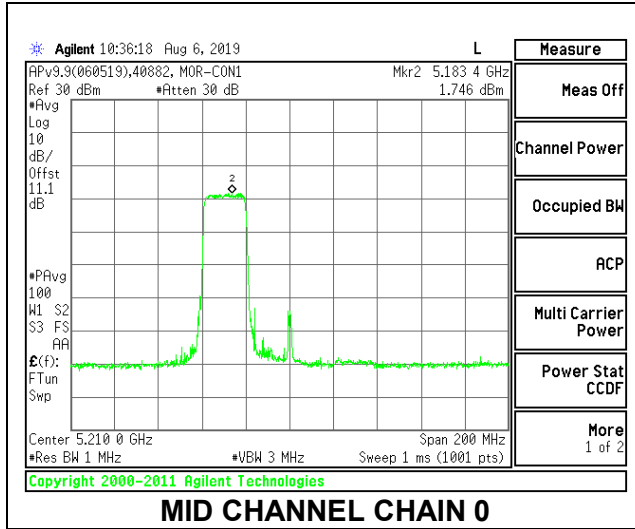
Output Power Results

Channel	Frequency (MHz)	Chain 0 Meas Power (dBm)	Chain 1 Meas Power (dBm)	Total Corr'd Power (dBm)	Power Limit (dBm)	Power Margin (dB)
Mid	5210	13.09	12.84	15.98	24.00	-8.02

PSD Results

Channel	Frequency (MHz)	Chain 0 Meas PSD (dBm/ 1MHz)	Chain 1 Meas PSD (dBm/ 1MHz)	Total Corr'd PSD (dBm/ 1MHz)	PSD Limit (dBm/ 1MHz)	PSD Margin (dB)
Mid	5210	1.746	1.631	4.70	11.00	-6.30

MID CHANNEL



2TX Antenna 1 + Antenna 2 OFDMA MODE – 242-Tones, RU Index 62

Antenna Gain and Limits

Channel	Frequency (MHz)	Directional Gain for Power (dBi)	Directional Gain for PSD (dBi)	Power Limit (dBm)	PSD Limit (dBm/ 1MHz)
Mid	5210	4.66	4.66	24.00	11.00

Duty Cycle CF (dB)	0.00	Included in Calculations of Corr'd PSD
---------------------------	------	---

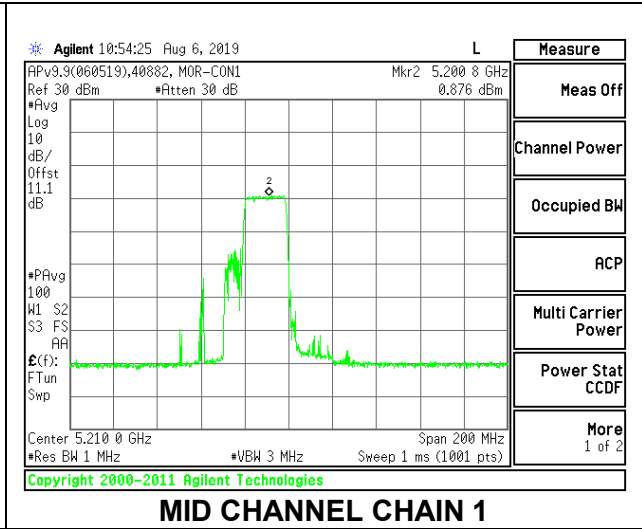
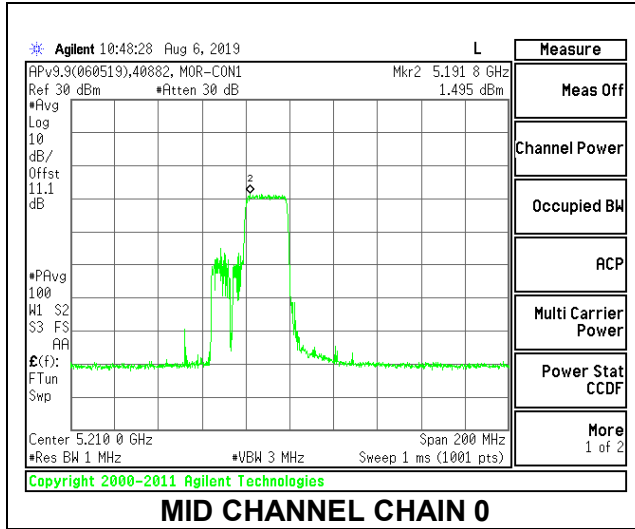
Output Power Results

Channel	Frequency (MHz)	Chain 0 Meas Power (dBm)	Chain 1 Meas Power (dBm)	Total Corr'd Power (dBm)	Power Limit (dBm)	Power Margin (dB)
Mid	5210	13.27	13.08	16.19	24.00	-7.81

PSD Results

Channel	Frequency (MHz)	Chain 0 Meas PSD (dBm/ 1MHz)	Chain 1 Meas PSD (dBm/ 1MHz)	Total Corr'd PSD (dBm/ 1MHz)	PSD Limit (dBm/ 1MHz)	PSD Margin (dB)
Mid	5210	1.495	0.876	4.21	11.00	-6.79

MID CHANNEL



2TX Antenna 1 + Antenna 2 OFDMA MODE – 242-Tones, RU Index 64

Antenna Gain and Limits

Channel	Frequency (MHz)	Directional Gain for Power (dBi)	Directional Gain for PSD (dBi)	Power Limit (dBm)	PSD Limit (dBm/ 1MHz)
Mid	5210	4.66	4.66	24.00	11.00

Duty Cycle CF (dB)	0.00	Included in Calculations of Corr'd PSD
---------------------------	------	---

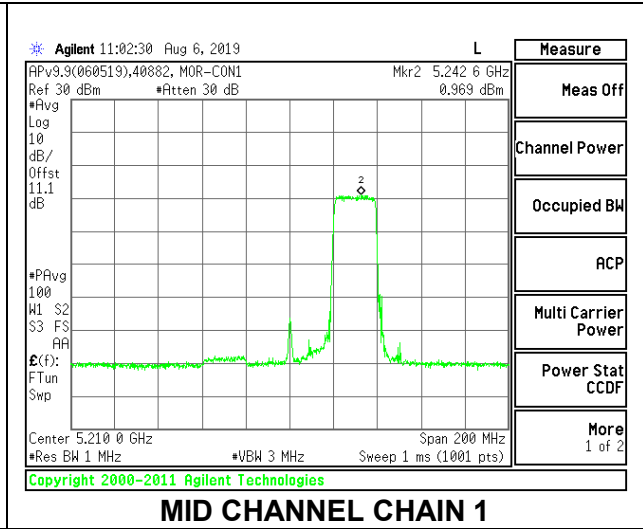
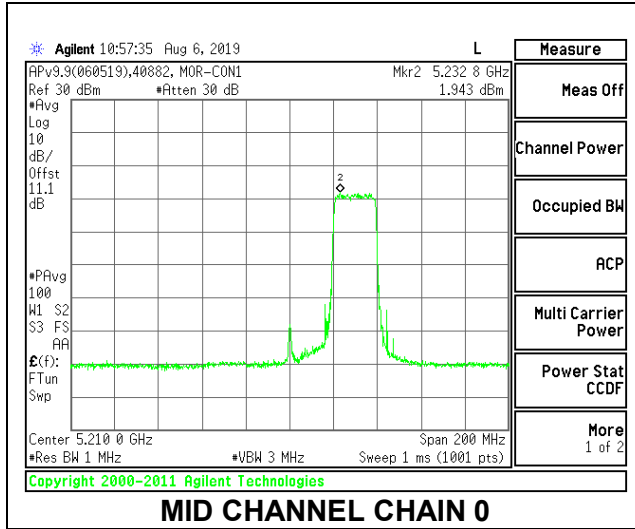
Output Power Results

Channel	Frequency (MHz)	Chain 0 Meas Power (dBm)	Chain 1 Meas Power (dBm)	Total Corr'd Power (dBm)	Power Limit (dBm)	Power Margin (dB)
Mid	5210	13.07	12.84	15.97	24.00	-8.03

PSD Results

Channel	Frequency (MHz)	Chain 0 Meas PSD (dBm/ 1MHz)	Chain 1 Meas PSD (dBm/ 1MHz)	Total Corr'd PSD (dBm/ 1MHz)	PSD Limit (dBm/ 1MHz)	PSD Margin (dB)
Mid	5210	1.943	0.969	4.49	11.00	-6.51

MID CHANNEL



2TX Antenna 1 + Antenna 2 OFDMA MODE – 106-Tones, RU Index 53

Antenna Gain and Limits

Channel	Frequency (MHz)	Directional Gain for Power (dBi)	Directional Gain for PSD (dBi)	Power Limit (dBm)	PSD Limit (dBm/ 1MHz)
Mid	5210	4.66	4.66	24.00	11.00

Duty Cycle CF (dB)	0.00	Included in Calculations of Corr'd PSD
---------------------------	------	---

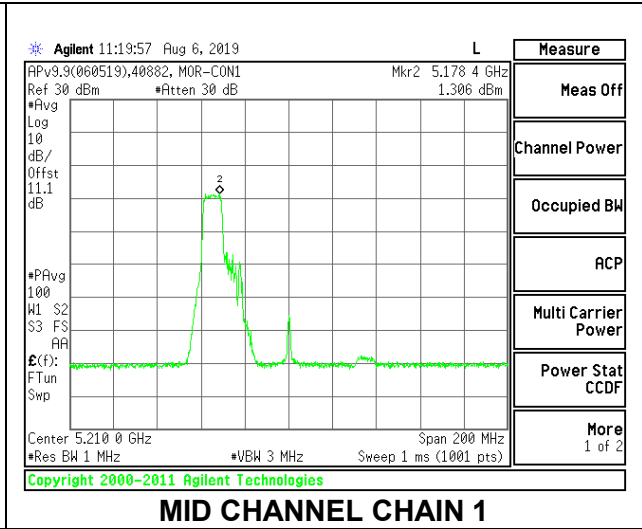
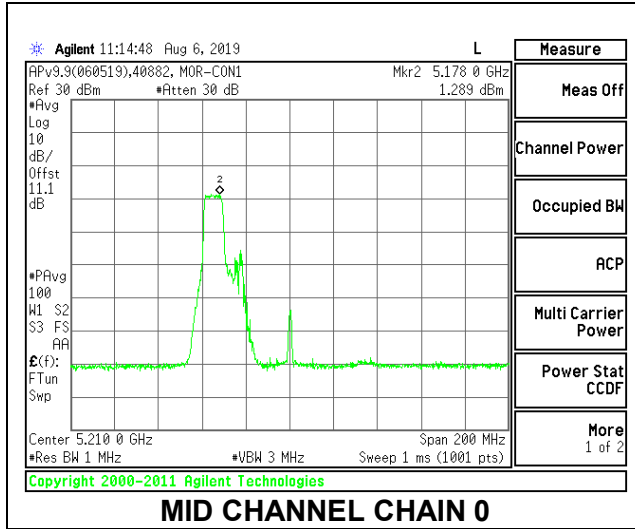
Output Power Results

Channel	Frequency (MHz)	Chain 0 Meas Power (dBm)	Chain 1 Meas Power (dBm)	Total Corr'd Power (dBm)	Power Limit (dBm)	Power Margin (dB)
Mid	5210	8.96	9.22	12.10	24.00	-11.90

PSD Results

Channel	Frequency (MHz)	Chain 0 Meas PSD (dBm/ 1MHz)	Chain 1 Meas PSD (dBm/ 1MHz)	Total Corr'd PSD (dBm/ 1MHz)	PSD Limit (dBm/ 1MHz)	PSD Margin (dB)
Mid	5210	1.289	1.306	4.31	11.00	-6.69

MID CHANNEL



2TX Antenna 1 + Antenna 2 OFDMA MODE – 106-Tones, RU Index 56

Antenna Gain and Limits

Channel	Frequency (MHz)	Directional Gain for Power (dBi)	Directional Gain for PSD (dBi)	Power Limit (dBm)	PSD Limit (dBm/ 1MHz)
Mid	5210	4.66	4.66	24.00	11.00

Duty Cycle CF (dB)	0.00	Included in Calculations of Corr'd PSD
---------------------------	------	--

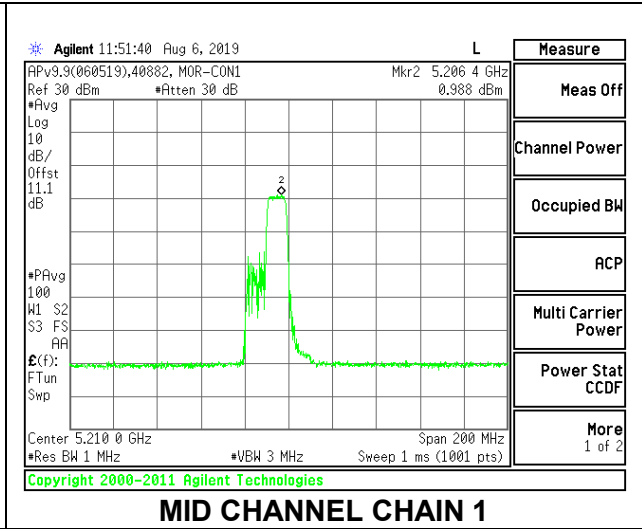
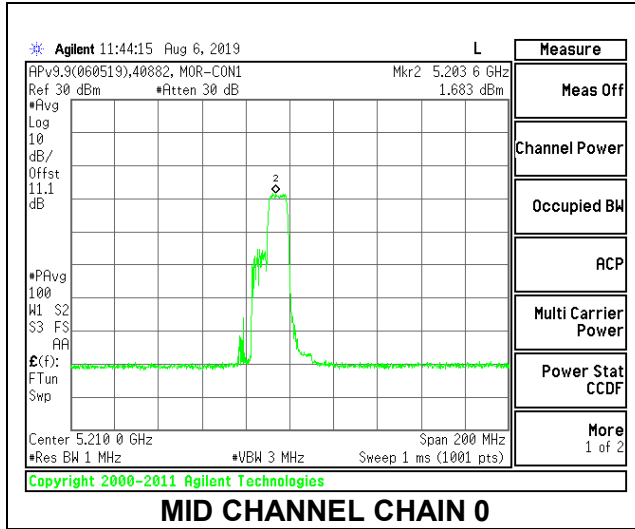
Output Power Results

Channel	Frequency (MHz)	Chain 0 Meas Power (dBm)	Chain 1 Meas Power (dBm)	Total Corr'd Power (dBm)	Power Limit (dBm)	Power Margin (dB)
Mid	5210	9.43	9.81	12.63	24.00	-11.37

PSD Results

Channel	Frequency (MHz)	Chain 0 Meas PSD (dBm/ 1MHz)	Chain 1 Meas PSD (dBm/ 1MHz)	Total Corr'd PSD (dBm/ 1MHz)	PSD Limit (dBm/ 1MHz)	PSD Margin (dB)
Mid	5210	1.683	0.988	4.36	11.00	-6.64

MID CHANNEL



2TX Antenna 1 + Antenna 2 OFDMA MODE – 106-Tones, RU Index 60

Antenna Gain and Limits

Channel	Frequency (MHz)	Directional Gain for Power (dBi)	Directional Gain for PSD (dBi)	Power Limit (dBm)	PSD Limit (dBm/ 1MHz)
Mid	5210	4.66	4.66	24.00	11.00

Duty Cycle CF (dB)	0.00	Included in Calculations of Corr'd PSD
---------------------------	------	---

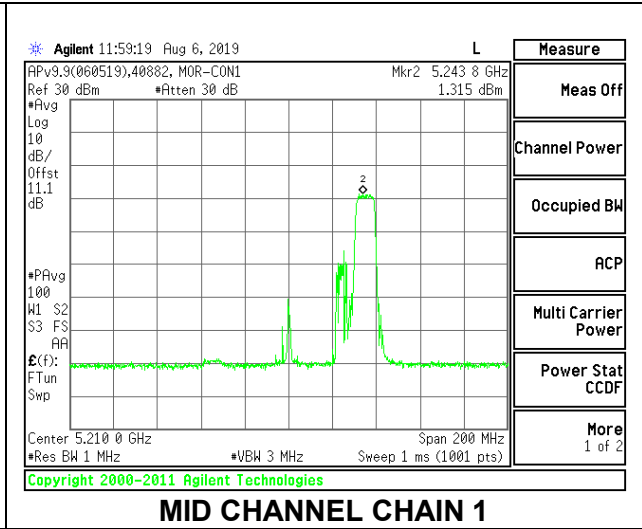
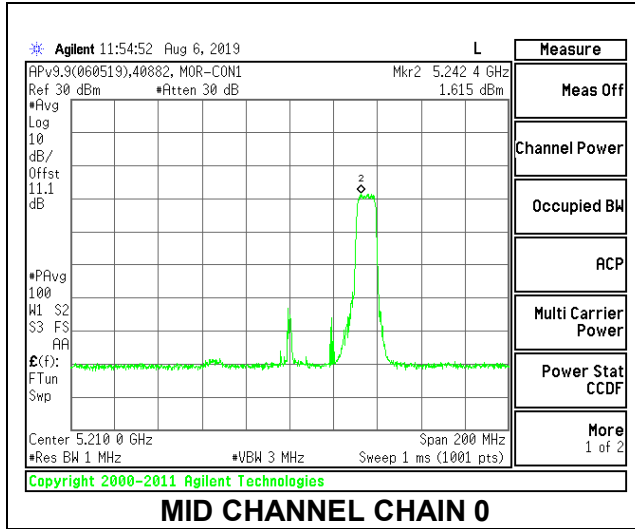
Output Power Results

Channel	Frequency (MHz)	Chain 0 Meas Power (dBm)	Chain 1 Meas Power (dBm)	Total Corr'd Power (dBm)	Power Limit (dBm)	Power Margin (dB)
Mid	5210	9.22	9.55	12.40	24.00	-11.60

PSD Results

Channel	Frequency (MHz)	Chain 0 Meas PSD (dBm/ 1MHz)	Chain 1 Meas PSD (dBm/ 1MHz)	Total Corr'd PSD (dBm/ 1MHz)	PSD Limit (dBm/ 1MHz)	PSD Margin (dB)
Mid	5210	1.615	1.315	4.48	11.00	-6.52

MID CHANNEL



2TX Antenna 1 + Antenna 2 OFDMA MODE – 52-Tones, RU Index 37

Antenna Gain and Limits

Channel	Frequency (MHz)	Directional Gain for Power (dBi)	Directional Gain for PSD (dBi)	Power Limit (dBm)	PSD Limit (dBm/ 1MHz)
Mid	5210	4.66	4.66	24.00	11.00

Duty Cycle CF (dB)	0.00	Included in Calculations of Corr'd PSD
---------------------------	------	---

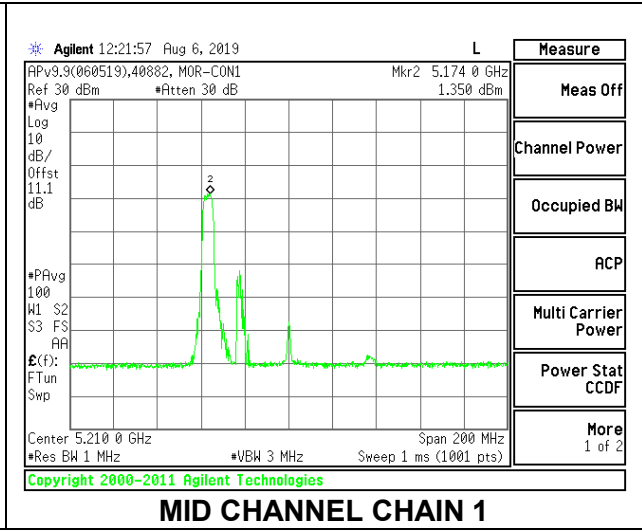
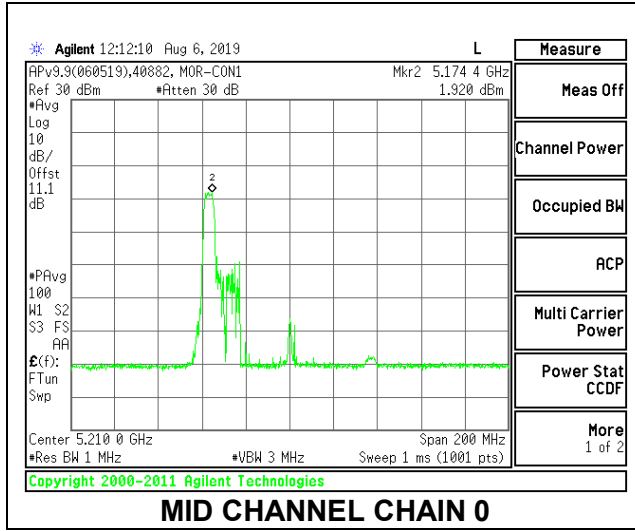
Output Power Results

Channel	Frequency (MHz)	Chain 0 Meas Power (dBm)	Chain 1 Meas Power (dBm)	Total Corr'd Power (dBm)	Power Limit (dBm)	Power Margin (dB)
Mid	5210	6.93	6.74	9.85	24.00	-14.15

PSD Results

Channel	Frequency (MHz)	Chain 0 Meas PSD (dBm/ 1MHz)	Chain 1 Meas PSD (dBm/ 1MHz)	Total Corr'd PSD (dBm/ 1MHz)	PSD Limit (dBm/ 1MHz)	PSD Margin (dB)
Mid	5210	1.920	1.350	4.65	11.00	-6.35

MID CHANNEL



2TX Antenna 1 + Antenna 2 OFDMA MODE – 52-Tones, RU Index 44

Antenna Gain and Limits

Channel	Frequency (MHz)	Directional Gain for Power (dBi)	Directional Gain for PSD (dBi)	Power Limit (dBm)	PSD Limit (dBm/ 1MHz)
Mid	5210	4.66	4.66	24.00	11.00

Duty Cycle CF (dB)	0.00	Included in Calculations of Corr'd PSD
---------------------------	------	---

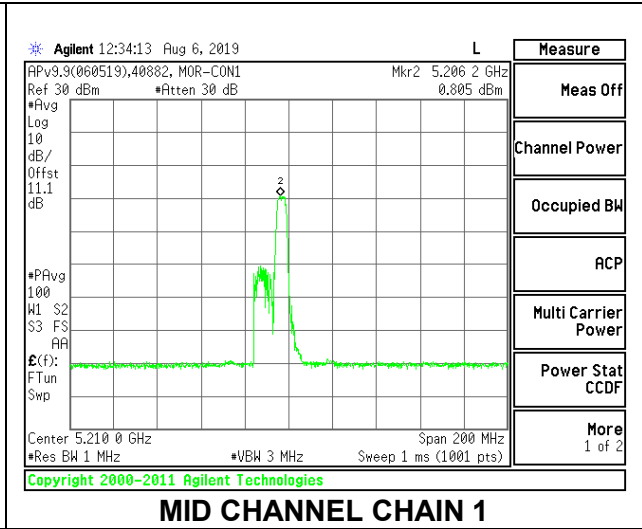
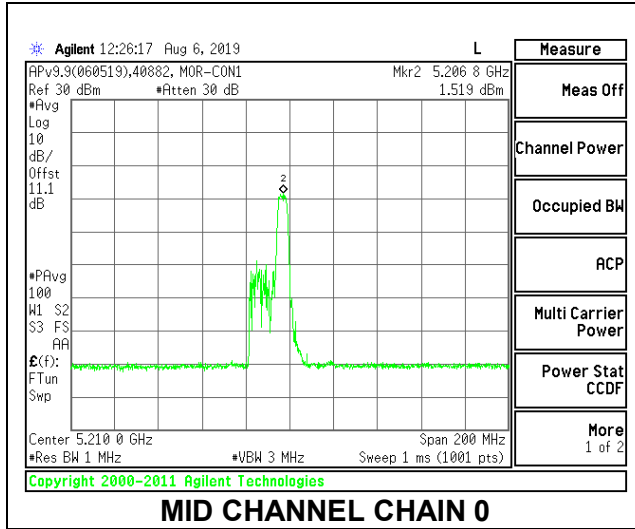
Output Power Results

Channel	Frequency (MHz)	Chain 0 Meas Power (dBm)	Chain 1 Meas Power (dBm)	Total Corr'd Power (dBm)	Power Limit (dBm)	Power Margin (dB)
Mid	5210	7.26	6.99	10.14	24.00	-13.86

PSD Results

Channel	Frequency (MHz)	Chain 0 Meas PSD (dBm/ 1MHz)	Chain 1 Meas PSD (dBm/ 1MHz)	Total Corr'd PSD (dBm/ 1MHz)	PSD Limit (dBm/ 1MHz)	PSD Margin (dB)
Mid	5210	1.519	0.805	4.19	11.00	-6.81

MID CHANNEL



2TX Antenna 1 + Antenna 2 OFDMA MODE – 52-Tones, RU Index 52

Antenna Gain and Limits

Channel	Frequency (MHz)	Directional Gain for Power (dBi)	Directional Gain for PSD (dBi)	Power Limit (dBm)	PSD Limit (dBm/ 1MHz)
Mid	5210	4.66	4.66	24.00	11.00

Duty Cycle CF (dB)	0.00	Included in Calculations of Corr'd PSD
---------------------------	------	--

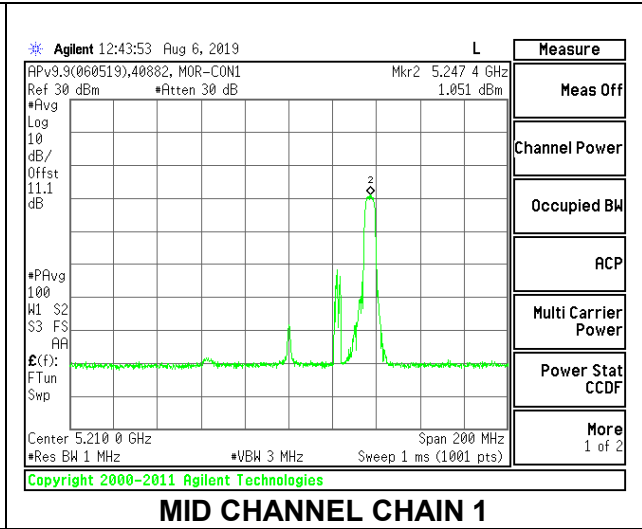
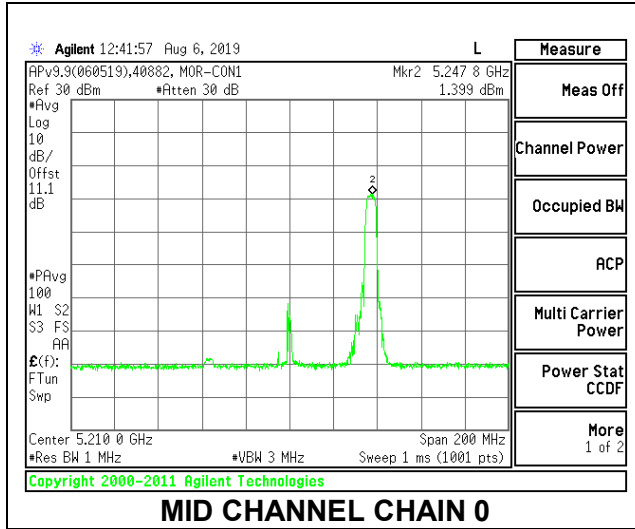
Output Power Results

Channel	Frequency (MHz)	Chain 0 Meas Power (dBm)	Chain 1 Meas Power (dBm)	Total Corr'd Power (dBm)	Power Limit (dBm)	Power Margin (dB)
Mid	5210	6.96	6.72	9.85	24.00	-14.15

PSD Results

Channel	Frequency (MHz)	Chain 0 Meas PSD (dBm/ 1MHz)	Chain 1 Meas PSD (dBm/ 1MHz)	Total Corr'd PSD (dBm/ 1MHz)	PSD Limit (dBm/ 1MHz)	PSD Margin (dB)
Mid	5210	1.399	1.051	4.24	11.00	-6.76

MID CHANNEL



2TX Antenna 1 + Antenna 2 OFDMA MODE – 26-Tones, RU Index 0

Antenna Gain and Limits

Channel	Frequency (MHz)	Directional Gain for Power (dBi)	Directional Gain for PSD (dBi)	Power Limit (dBm)	PSD Limit (dBm/ 1MHz)
Mid	5210	4.66	4.66	24.00	11.00

Duty Cycle CF (dB)	0.00	Included in Calculations of Corr'd PSD
---------------------------	------	---

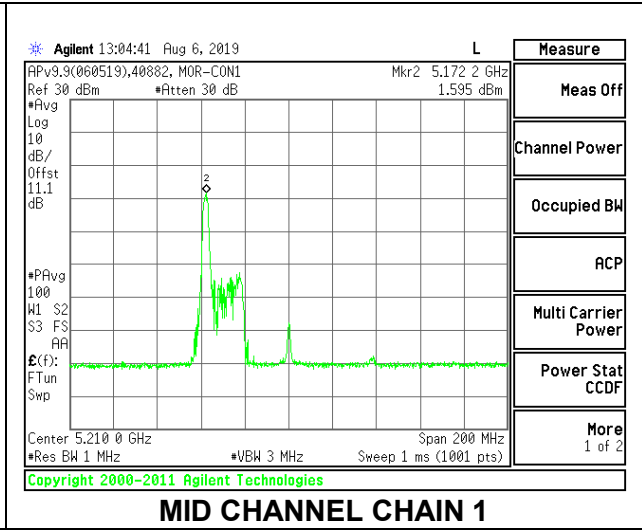
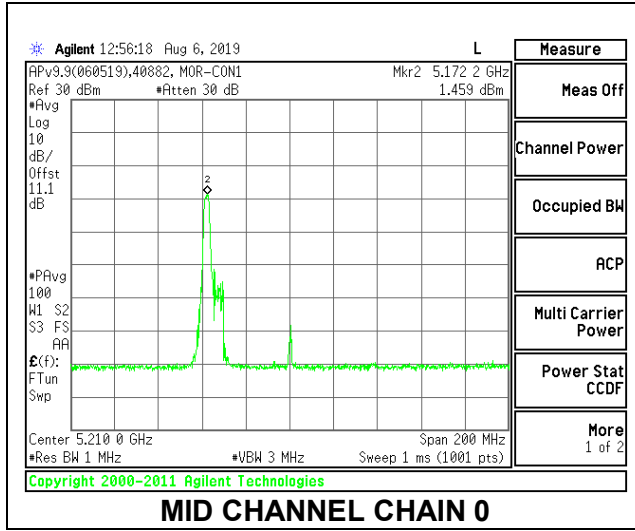
Output Power Results

Channel	Frequency (MHz)	Chain 0 Meas Power (dBm)	Chain 1 Meas Power (dBm)	Total Corr'd Power (dBm)	Power Limit (dBm)	Power Margin (dB)
Mid	5210	4.28	4.12	7.21	24.00	-16.79

PSD Results

Channel	Frequency (MHz)	Chain 0 Meas PSD (dBm/ 1MHz)	Chain 1 Meas PSD (dBm/ 1MHz)	Total Corr'd PSD (dBm/ 1MHz)	PSD Limit (dBm/ 1MHz)	PSD Margin (dB)
Mid	5210	1.459	1.595	4.54	11.00	-6.46

MID CHANNEL



2TX Antenna 1 + Antenna 2 OFDMA MODE – 26-Tones, RU Index 18

Antenna Gain and Limits

Channel	Frequency (MHz)	Directional Gain for Power (dBi)	Directional Gain for PSD (dBi)	Power Limit (dBm)	PSD Limit (dBm/ 1MHz)
Mid	5210	4.66	4.66	24.00	11.00

Duty Cycle CF (dB)	0.00	Included in Calculations of Corr'd PSD
---------------------------	------	--

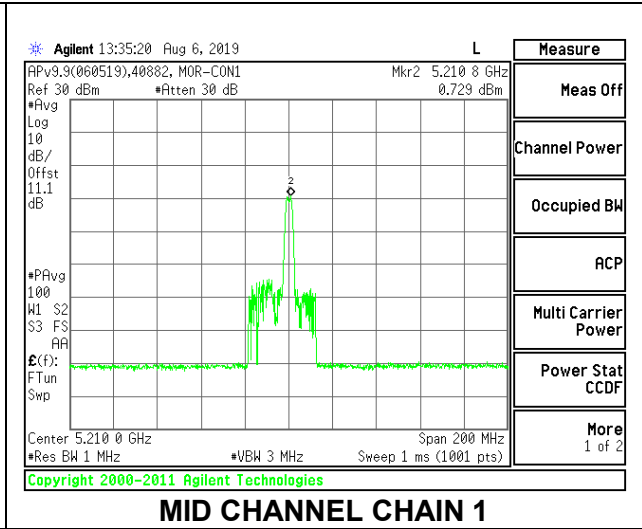
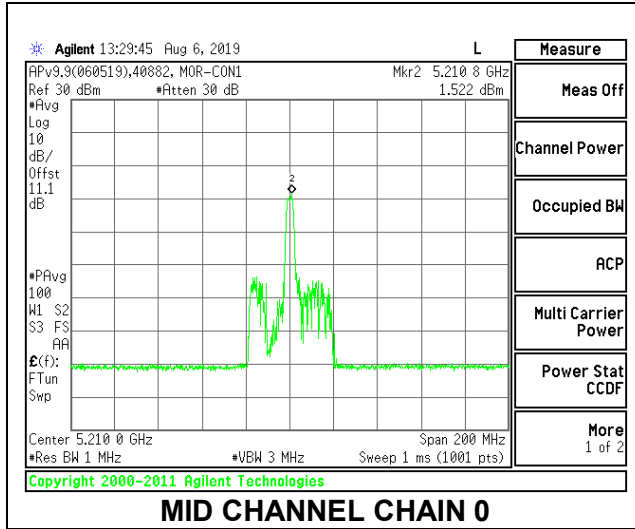
Output Power Results

Channel	Frequency (MHz)	Chain 0 Meas Power (dBm)	Chain 1 Meas Power (dBm)	Total Corr'd Power (dBm)	Power Limit (dBm)	Power Margin (dB)
Mid	5210	4.53	4.49	7.52	24.00	-16.48

PSD Results

Channel	Frequency (MHz)	Chain 0 Meas PSD (dBm/ 1MHz)	Chain 1 Meas PSD (dBm/ 1MHz)	Total Corr'd PSD (dBm/ 1MHz)	PSD Limit (dBm/ 1MHz)	PSD Margin (dB)
Mid	5210	1.522	0.729	4.15	11.00	-6.85

MID CHANNEL



2TX Antenna 1 + Antenna 2 OFDMA MODE – 26-Tones, RU Index 36

Antenna Gain and Limits

Channel	Frequency (MHz)	Directional Gain for Power (dBi)	Directional Gain for PSD (dBi)	Power Limit (dBm)	PSD Limit (dBm/ 1MHz)
Mid	5210	4.66	4.66	24.00	11.00

Duty Cycle CF (dB)	0.00	Included in Calculations of Corr'd PSD
---------------------------	------	---

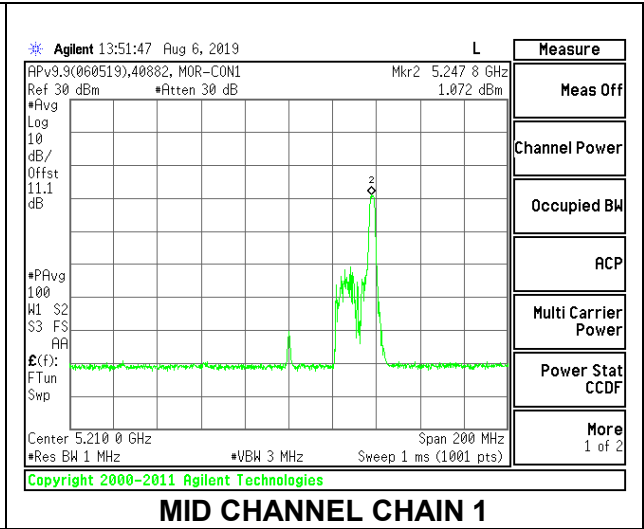
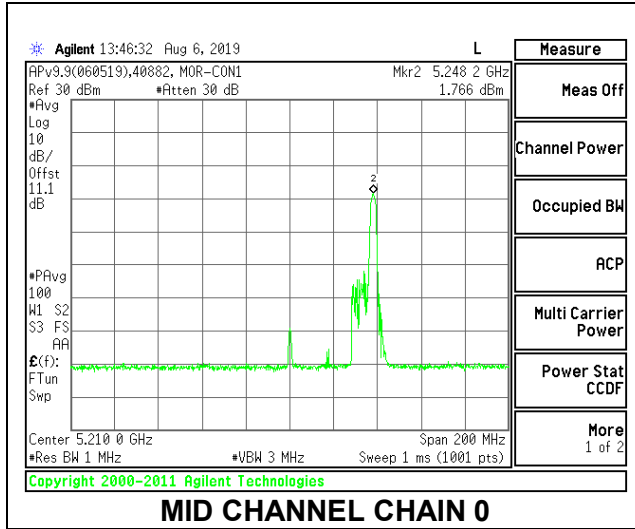
Output Power Results

Channel	Frequency (MHz)	Chain 0 Meas Power (dBm)	Chain 1 Meas Power (dBm)	Total Corr'd Power (dBm)	Power Limit (dBm)	Power Margin (dB)
Mid	5210	4.25	4.09	7.18	24.00	-16.82

PSD Results

Channel	Frequency (MHz)	Chain 0 Meas PSD (dBm/ 1MHz)	Chain 1 Meas PSD (dBm/ 1MHz)	Total Corr'd PSD (dBm/ 1MHz)	PSD Limit (dBm/ 1MHz)	PSD Margin (dB)
Mid	5210	1.766	1.072	4.44	11.00	-6.56

MID CHANNEL



9.4.6. 802.11ax HE80 MODE IN THE 5.2 GHz BAND (IC)

2TX Antenna 1 + Antenna 2 SU MODE

Bandwidth, Antenna Gain, and Limits

Channel	Frequency (MHz)	Min 99% BW (MHz)	Directional Gain for Power (dBi)	Directional Gain for PSD (dBi)	EIRP Power Limit (dBm)	Power Limit (dBm)	EIRP PSD Limit (dBm/ 1MHz)	PSD Limit (dBm/ 1MHz)
Mid	5210	37.153	4.66	4.66	23.00	18.34	10.00	5.34

Duty Cycle CF (dB)	0.00	Included in Calculations of Corr'd PSD
---------------------------	------	---

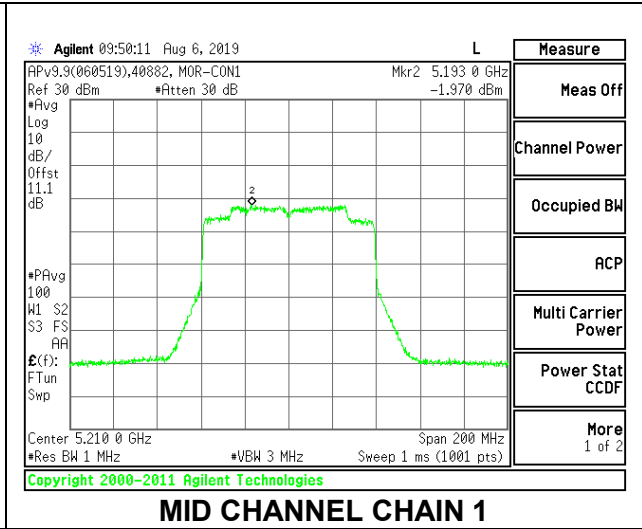
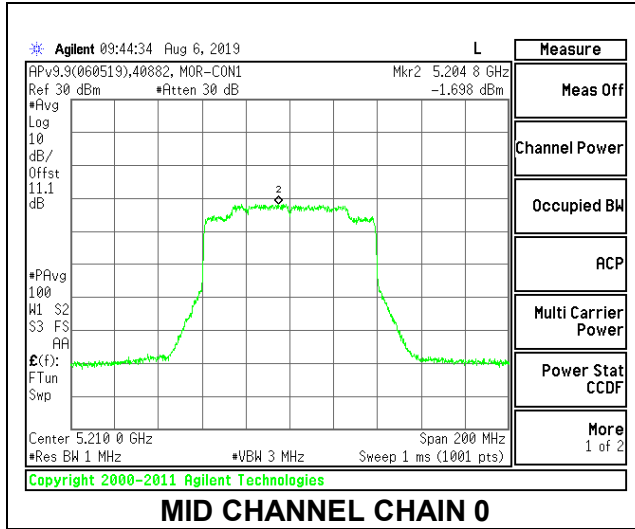
Output Power Results

Channel	Frequency (MHz)	Chain 0 Meas Power (dBm)	Chain 1 Meas Power (dBm)	Total Corr'd Power (dBm)	Power Limit (dBm)	Power Margin (dB)
Mid	5210	14.51	14.27	17.40	18.34	-0.94

PSD Results

Channel	Frequency (MHz)	Chain 0 Meas PSD (dBm/ 1MHz)	Chain 1 Meas PSD (dBm/ 1MHz)	Total Corr'd PSD (dBm/ 1MHz)	PSD Limit (dBm/ 1MHz)	PSD Margin (dB)
Mid	5210	-1.698	-1.970	1.18	5.34	-4.16

MID CHANNEL



2TX Antenna 1 + Antenna 2 OFDMA MODE – 996-Tones, RU Index 67

Bandwidth, Antenna Gain, and Limits

Channel	Frequency (MHz)	Min 99% BW (MHz)	Directional Gain for Power (dBi)	Directional Gain for PSD (dBi)	EIRP Power Limit (dBm)	Power Limit (dBm)	EIRP PSD Limit (dBm/ 1MHz)	PSD Limit (dBm/ 1MHz)
Mid	5210	37.1530	4.66	4.66	23.00	18.34	10.00	5.34

Duty Cycle CF (dB)	0.00	Included in Calculations of Corr'd PSD
--------------------	------	--

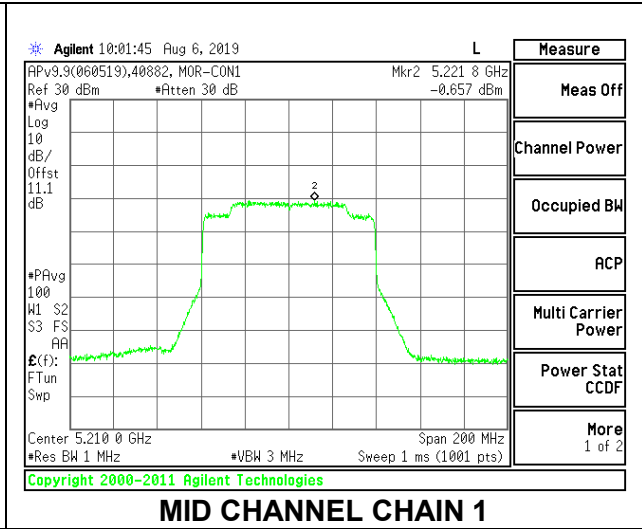
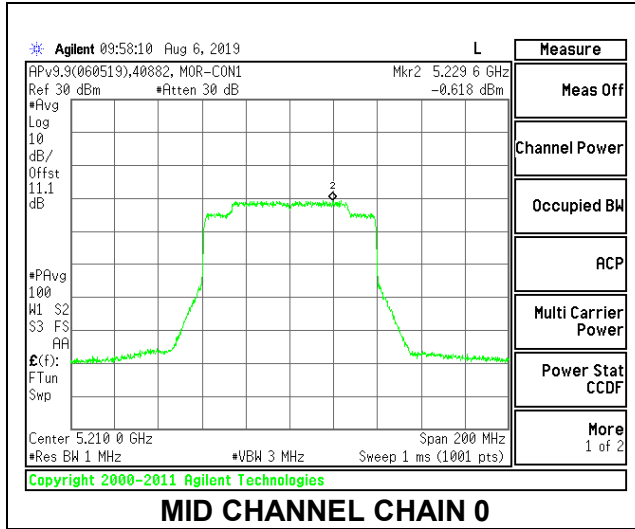
Output Power Results

Channel	Frequency (MHz)	Chain 0 Meas Power (dBm)	Chain 1 Meas Power (dBm)	Total Corr'd Power (dBm)	Power Limit (dBm)	Power Margin (dB)
Mid	5210	14.74	14.42	17.59	18.34	-0.75

PSD Results

Channel	Frequency (MHz)	Chain 0 Meas PSD (dBm/ 1MHz)	Chain 1 Meas PSD (dBm/ 1MHz)	Total Corr'd PSD (dBm/ 1MHz)	PSD Limit (dBm/ 1MHz)	PSD Margin (dB)
Mid	5210	-0.618	-0.657	2.37	5.34	-2.97

MID CHANNEL



2TX Antenna 1 + Antenna 2 OFDMA MODE – 484-Tones, RU Index 65

Bandwidth, Antenna Gain, and Limits

Channel	Frequency (MHz)	Min 99% BW (MHz)	Directional Gain for Power (dBi)	Directional Gain for PSD (dBi)	EIRP Power Limit (dBm)	Power Limit (dBm)	EIRP PSD Limit (dBm/ 1MHz)	PSD Limit (dBm/ 1MHz)
Mid	5210	37.1530	4.66	4.66	23.00	18.34	10.00	5.34

Duty Cycle CF (dB)	0.00	Included in Calculations of Corr'd PSD
--------------------	------	--

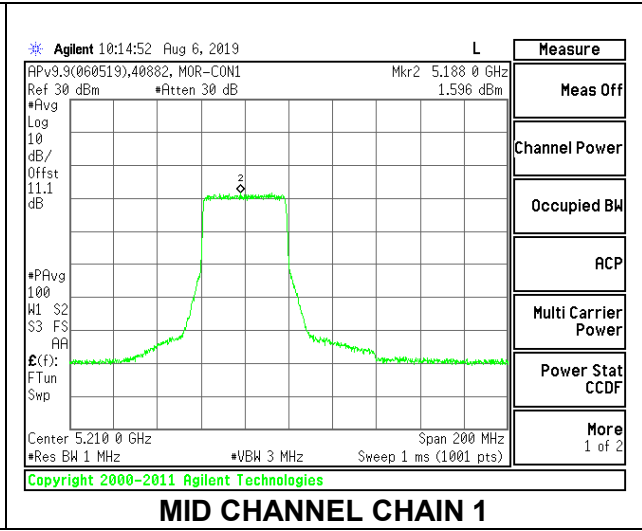
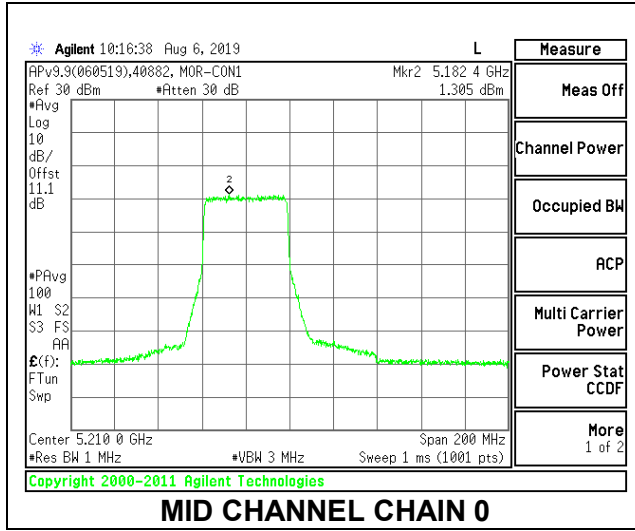
Output Power Results

Channel	Frequency (MHz)	Chain 0 Meas Power (dBm)	Chain 1 Meas Power (dBm)	Total Corr'd Power (dBm)	Power Limit (dBm)	Power Margin (dB)
Mid	5210	14.36	14.40	17.39	18.34	-0.95

PSD Results

Channel	Frequency (MHz)	Chain 0 Meas PSD (dBm/ 1MHz)	Chain 1 Meas PSD (dBm/ 1MHz)	Total Corr'd PSD (dBm/ 1MHz)	PSD Limit (dBm/ 1MHz)	PSD Margin (dB)
Mid	5210	1.305	1.596	4.46	5.34	-0.88

MID CHANNEL



2TX Antenna 1 + Antenna 2 OFDMA MODE – 484-Tones, RU Index 66

Bandwidth, Antenna Gain, and Limits

Channel	Frequency (MHz)	Min 99% BW (MHz)	Directional Gain for Power (dBi)	Directional Gain for PSD (dBi)	EIRP Power Limit (dBm)	Power Limit (dBm)	EIRP PSD Limit (dBm/ 1MHz)	PSD Limit (dBm/ 1MHz)
Mid	5210	37.1530	4.66	4.66	23.00	18.34	10.00	5.34

Duty Cycle CF (dB)	0.00	Included in Calculations of Corr'd PSD
---------------------------	------	---

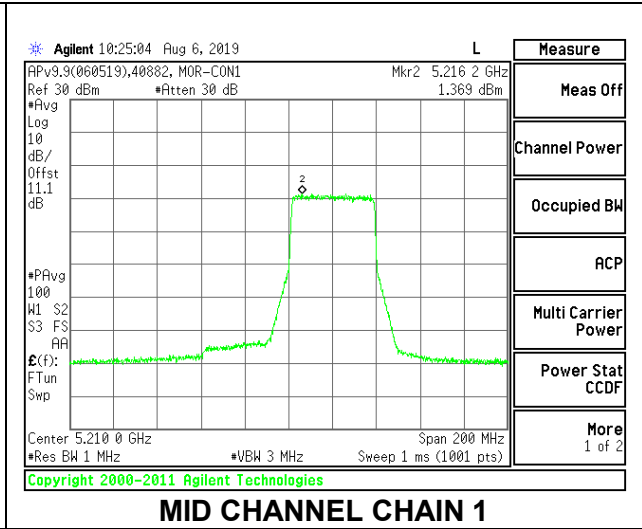
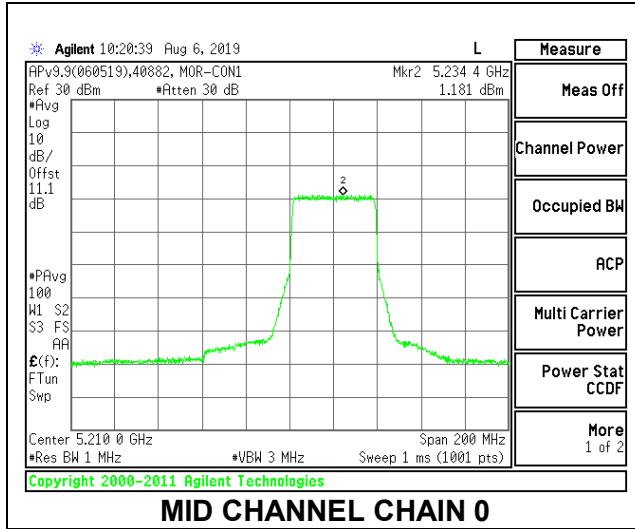
Output Power Results

Channel	Frequency (MHz)	Chain 0 Meas Power (dBm)	Chain 1 Meas Power (dBm)	Total Corr'd Power (dBm)	Power Limit (dBm)	Power Margin (dB)
Mid	5210	14.58	14.37	17.49	18.34	-0.85

PSD Results

Channel	Frequency (MHz)	Chain 0 Meas PSD (dBm/ 1MHz)	Chain 1 Meas PSD (dBm/ 1MHz)	Total Corr'd PSD (dBm/ 1MHz)	PSD Limit (dBm/ 1MHz)	PSD Margin (dB)
Mid	5210	1.181	1.369	4.29	5.34	-1.05

MID CHANNEL



2TX Antenna 1 + Antenna 2 OFDMA MODE – 242-Tones, RU Index 61

Bandwidth, Antenna Gain, and Limits

Channel	Frequency (MHz)	Min 99% BW (MHz)	Directional Gain for Power (dBi)	Directional Gain for PSD (dBi)	EIRP Power Limit (dBm)	Power Limit (dBm)	EIRP PSD Limit (dBm/ 1MHz)	PSD Limit (dBm/ 1MHz)
Mid	5210	37.1530	4.66	4.66	23.00	18.34	10.00	5.34

Duty Cycle CF (dB)	0.00	Included in Calculations of Corr'd PSD
---------------------------	------	---

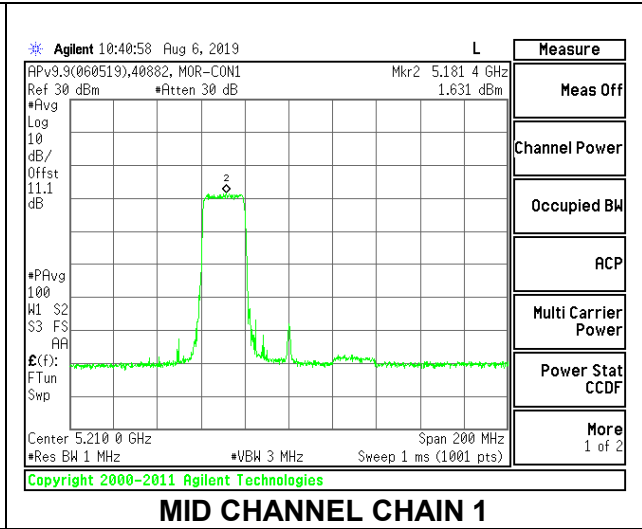
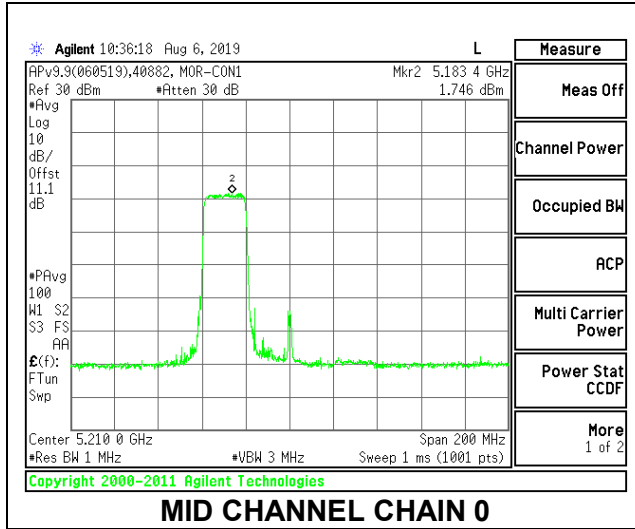
Output Power Results

Channel	Frequency (MHz)	Chain 0 Meas Power (dBm)	Chain 1 Meas Power (dBm)	Total Corr'd Power (dBm)	Power Limit (dBm)	Power Margin (dB)
Mid	5210	13.09	12.84	15.98	18.34	-2.36

PSD Results

Channel	Frequency (MHz)	Chain 0 Meas PSD (dBm/ 1MHz)	Chain 1 Meas PSD (dBm/ 1MHz)	Total Corr'd PSD (dBm/ 1MHz)	PSD Limit (dBm/ 1MHz)	PSD Margin (dB)
Mid	5210	1.746	1.631	4.70	5.34	-0.64

MID CHANNEL



2TX Antenna 1 + Antenna 2 OFDMA MODE – 242-Tones, RU Index 62

Bandwidth, Antenna Gain, and Limits

Channel	Frequency (MHz)	Min 99% BW (MHz)	Directional Gain for Power (dBi)	Directional Gain for PSD (dBi)	EIRP Power Limit (dBm)	Power Limit (dBm)	EIRP PSD Limit (dBm/ 1MHz)	PSD Limit (dBm/ 1MHz)
Mid	5210	37.1530	4.66	4.66	23.00	18.34	10.00	5.34

Duty Cycle CF (dB)	0.00	Included in Calculations of Corr'd PSD
---------------------------	------	---

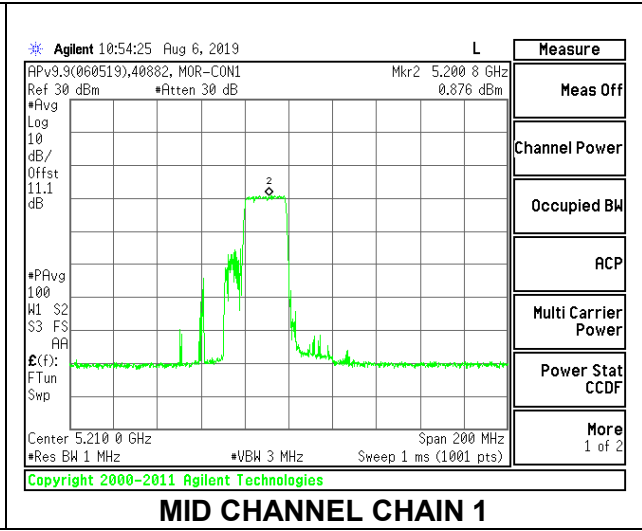
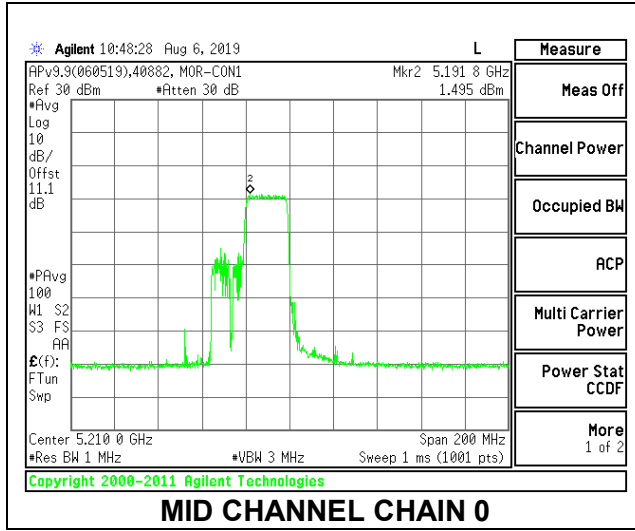
Output Power Results

Channel	Frequency (MHz)	Chain 0 Meas Power (dBm)	Chain 1 Meas Power (dBm)	Total Corr'd Power (dBm)	Power Limit (dBm)	Power Margin (dB)
Mid	5210	13.27	13.08	16.19	18.34	-2.15

PSD Results

Channel	Frequency (MHz)	Chain 0 Meas PSD (dBm/ 1MHz)	Chain 1 Meas PSD (dBm/ 1MHz)	Total Corr'd PSD (dBm/ 1MHz)	PSD Limit (dBm/ 1MHz)	PSD Margin (dB)
Mid	5210	1.495	0.876	4.21	5.34	-1.13

MID CHANNEL



2TX Antenna 1 + Antenna 2 OFDMA MODE – 242-Tones, RU Index 64

Bandwidth, Antenna Gain, and Limits

Channel	Frequency (MHz)	Min 99% BW (MHz)	Directional Gain for Power (dBi)	Directional Gain for PSD (dBi)	EIRP Power Limit (dBm)	Power Limit (dBm)	EIRP PSD Limit (dBm/ 1MHz)	PSD Limit (dBm/ 1MHz)
Mid	5210	37.1530	4.66	4.66	23.00	18.34	10.00	5.34

Duty Cycle CF (dB)	0.00	Included in Calculations of Corr'd PSD
---------------------------	------	---

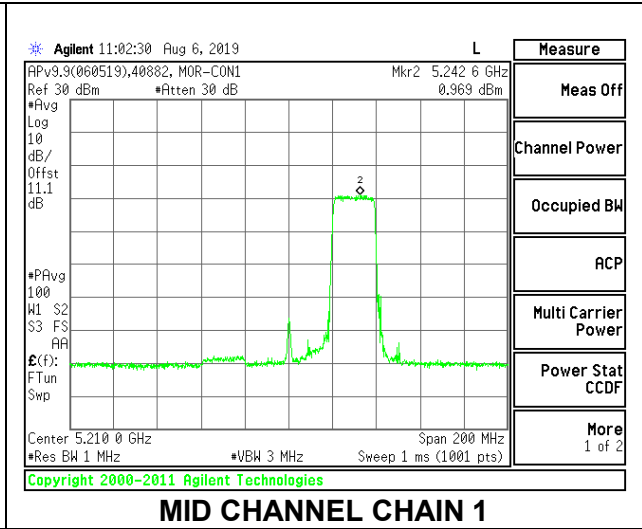
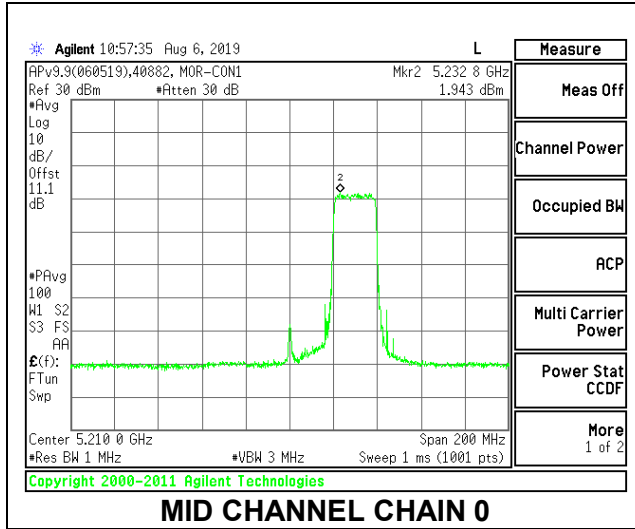
Output Power Results

Channel	Frequency (MHz)	Chain 0 Meas Power (dBm)	Chain 1 Meas Power (dBm)	Total Corr'd Power (dBm)	Power Limit (dBm)	Power Margin (dB)
Mid	5210	13.07	12.84	15.97	18.34	-2.37

PSD Results

Channel	Frequency (MHz)	Chain 0 Meas PSD (dBm/ 1MHz)	Chain 1 Meas PSD (dBm/ 1MHz)	Total Corr'd PSD (dBm/ 1MHz)	PSD Limit (dBm/ 1MHz)	PSD Margin (dB)
Mid	5210	1.943	0.969	4.49	5.34	-0.85

MID CHANNEL



2TX Antenna 1 + Antenna 2 OFDMA MODE – 106-Tones, RU Index 53

Bandwidth, Antenna Gain, and Limits

Channel	Frequency (MHz)	Min 99% BW (MHz)	Directional Gain for Power (dBi)	Directional Gain for PSD (dBi)	EIRP Power Limit (dBm)	Power Limit (dBm)	EIRP PSD Limit (dBm/ 1MHz)	PSD Limit (dBm/ 1MHz)
Mid	5210	37.1530	4.66	4.66	23.00	18.34	10.00	5.34

Duty Cycle CF (dB)	0.00	Included in Calculations of Corr'd PSD
---------------------------	------	---

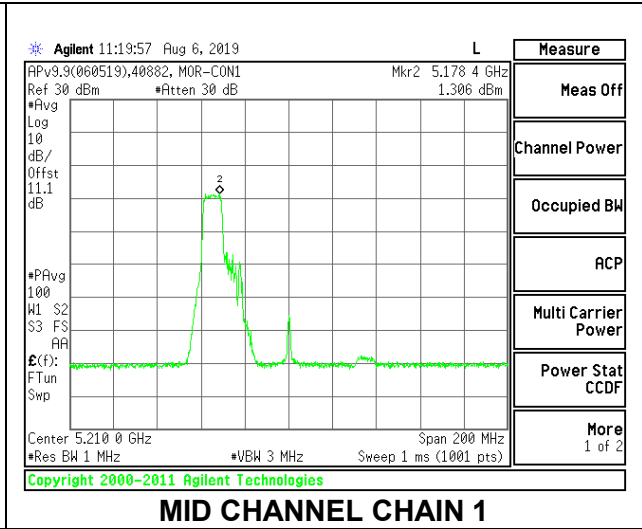
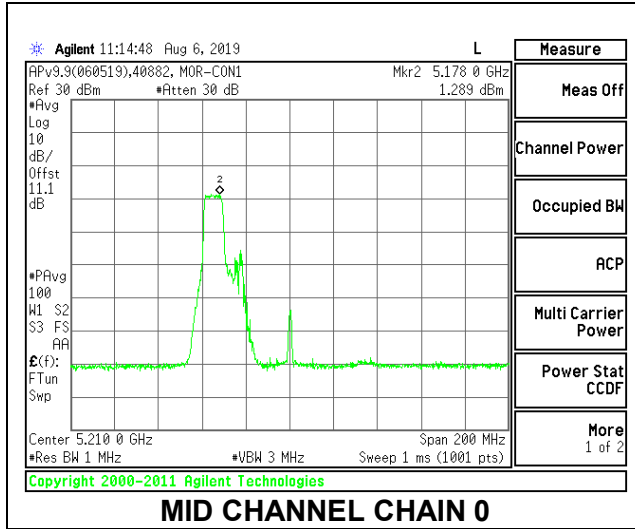
Output Power Results

Channel	Frequency (MHz)	Chain 0 Meas Power (dBm)	Chain 1 Meas Power (dBm)	Total Corr'd Power (dBm)	Power Limit (dBm)	Power Margin (dB)
Mid	5210	8.96	9.22	12.10	18.34	-6.24

PSD Results

Channel	Frequency (MHz)	Chain 0 Meas PSD (dBm/ 1MHz)	Chain 1 Meas PSD (dBm/ 1MHz)	Total Corr'd PSD (dBm/ 1MHz)	PSD Limit (dBm/ 1MHz)	PSD Margin (dB)
Mid	5210	1.289	1.306	4.31	5.34	-1.03

MID CHANNEL



2TX Antenna 1 + Antenna 2 OFDMA MODE – 106-Tones, RU Index 56

Bandwidth, Antenna Gain, and Limits

Channel	Frequency (MHz)	Min 99% BW (MHz)	Directional Gain for Power (dBi)	Directional Gain for PSD (dBi)	EIRP Power Limit (dBm)	Power Limit (dBm)	EIRP PSD Limit (dBm/ 1MHz)	PSD Limit (dBm/ 1MHz)
Mid	5210	37.1530	4.66	4.66	23.00	18.34	10.00	5.34

Duty Cycle CF (dB)	0.00	Included in Calculations of Corr'd PSD
---------------------------	------	---

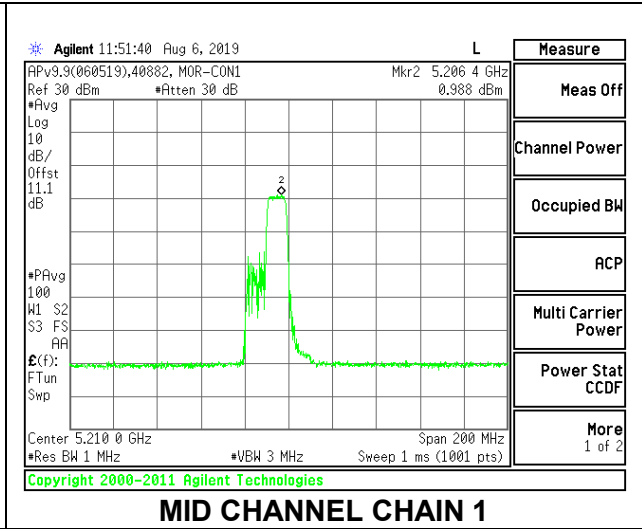
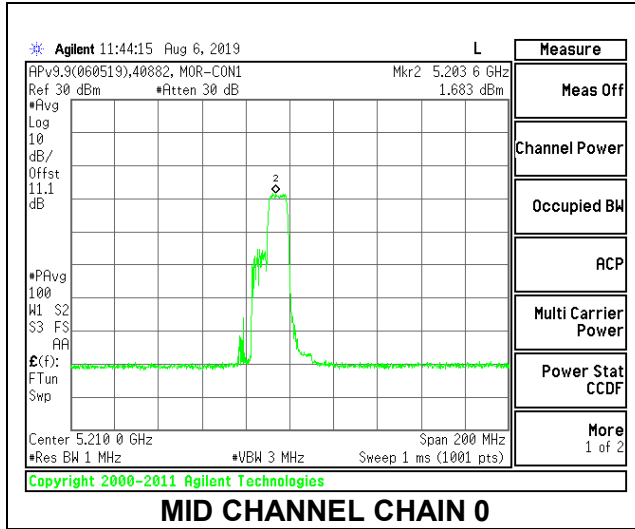
Output Power Results

Channel	Frequency (MHz)	Chain 0 Meas Power (dBm)	Chain 1 Meas Power (dBm)	Total Corr'd Power (dBm)	Power Limit (dBm)	Power Margin (dB)
Mid	5210	9.43	9.81	12.63	18.34	-5.71

PSD Results

Channel	Frequency (MHz)	Chain 0 Meas PSD (dBm/ 1MHz)	Chain 1 Meas PSD (dBm/ 1MHz)	Total Corr'd PSD (dBm/ 1MHz)	PSD Limit (dBm/ 1MHz)	PSD Margin (dB)
Mid	5210	1.683	0.988	4.36	5.34	-0.98

MID CHANNEL



2TX Antenna 1 + Antenna 2 OFDMA MODE – 106-Tones, RU Index 60

Bandwidth, Antenna Gain, and Limits

Channel	Frequency (MHz)	Min 99% BW (MHz)	Directional Gain for Power (dBi)	Directional Gain for PSD (dBi)	EIRP Power Limit (dBm)	Power Limit (dBm)	EIRP PSD Limit (dBm/ 1MHz)	PSD Limit (dBm/ 1MHz)
Mid	5210	37.1530	4.66	4.66	23.00	18.34	10.00	5.34

Duty Cycle CF (dB)	0.00	Included in Calculations of Corr'd PSD
---------------------------	------	---

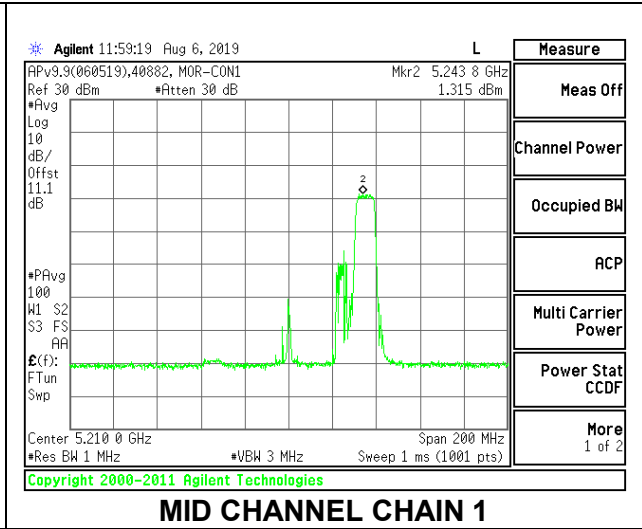
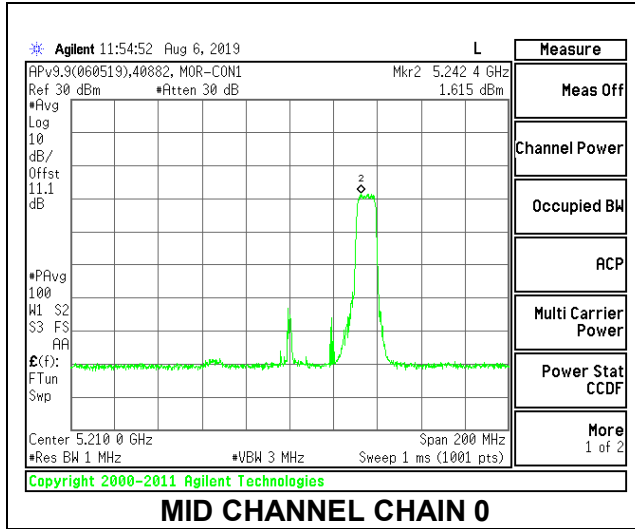
Output Power Results

Channel	Frequency (MHz)	Chain 0 Meas Power (dBm)	Chain 1 Meas Power (dBm)	Total Corr'd Power (dBm)	Power Limit (dBm)	Power Margin (dB)
Mid	5210	9.22	9.55	12.40	18.34	-5.94

PSD Results

Channel	Frequency (MHz)	Chain 0 Meas PSD (dBm/ 1MHz)	Chain 1 Meas PSD (dBm/ 1MHz)	Total Corr'd PSD (dBm/ 1MHz)	PSD Limit (dBm/ 1MHz)	PSD Margin (dB)
Mid	5210	1.615	1.315	4.48	5.34	-0.86

MID CHANNEL



2TX Antenna 1 + Antenna 2 OFDMA MODE – 52-Tones, RU Index 37

Bandwidth, Antenna Gain, and Limits

Channel	Frequency (MHz)	Min 99% BW (MHz)	Directional Gain for Power (dBi)	Directional Gain for PSD (dBi)	EIRP Power Limit (dBm)	Power Limit (dBm)	EIRP PSD Limit (dBm/ 1MHz)	PSD Limit (dBm/ 1MHz)
Mid	5210	37.1530	4.66	4.66	23.00	18.34	10.00	5.34

Duty Cycle CF (dB)	0.00	Included in Calculations of Corr'd PSD
---------------------------	------	---

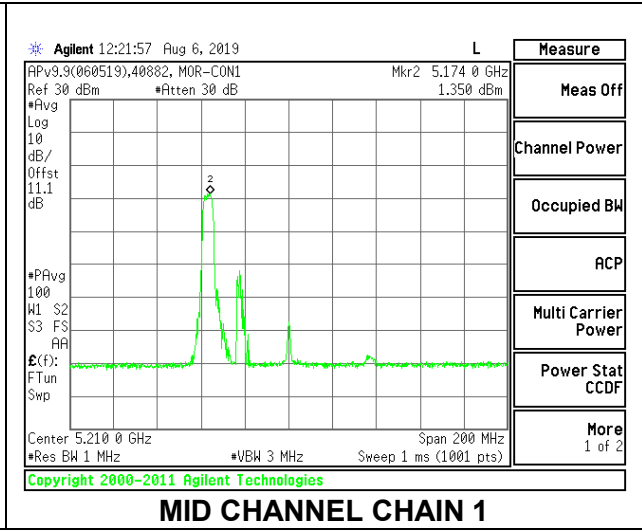
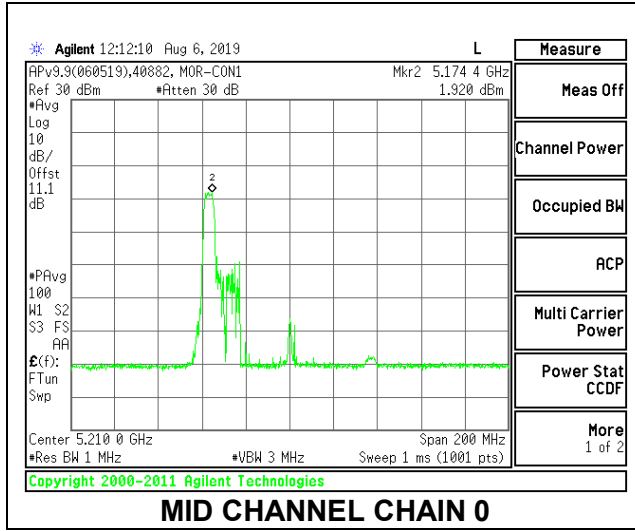
Output Power Results

Channel	Frequency (MHz)	Chain 0 Meas Power (dBm)	Chain 1 Meas Power (dBm)	Total Corr'd Power (dBm)	Power Limit (dBm)	Power Margin (dB)
Mid	5210	6.93	6.74	9.85	18.34	-8.49

PSD Results

Channel	Frequency (MHz)	Chain 0 Meas PSD (dBm/ 1MHz)	Chain 1 Meas PSD (dBm/ 1MHz)	Total Corr'd PSD (dBm/ 1MHz)	PSD Limit (dBm/ 1MHz)	PSD Margin (dB)
Mid	5210	1.920	1.350	4.65	5.34	-0.69

MID CHANNEL



2TX Antenna 1 + Antenna 2 OFDMA MODE – 52-Tones, RU Index 44

Bandwidth, Antenna Gain, and Limits

Channel	Frequency (MHz)	Min 99% BW (MHz)	Directional Gain for Power (dBi)	Directional Gain for PSD (dBi)	EIRP Power Limit (dBm)	Power Limit (dBm)	EIRP PSD Limit (dBm/ 1MHz)	PSD Limit (dBm/ 1MHz)
Mid	5210	37.1530	4.66	4.66	23.00	18.34	10.00	5.34

Duty Cycle CF (dB)	0.00	Included in Calculations of Corr'd PSD
---------------------------	------	---

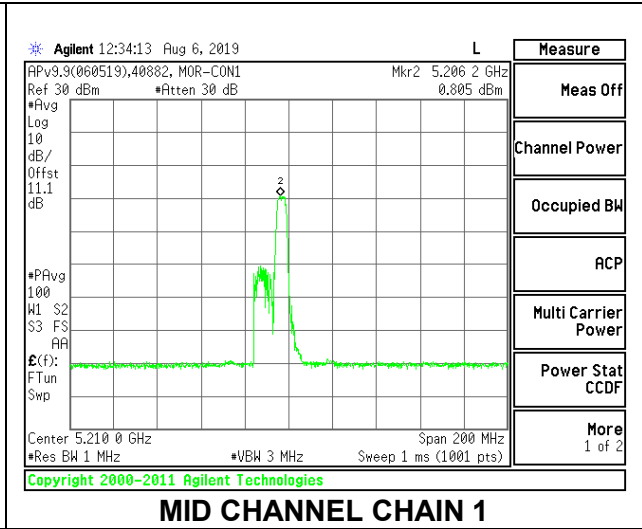
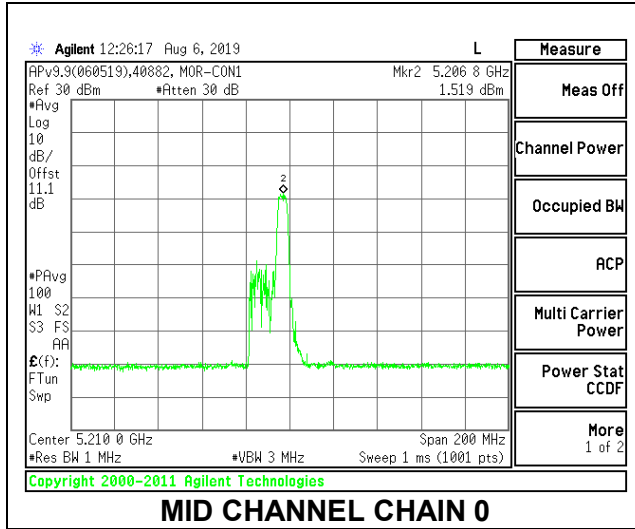
Output Power Results

Channel	Frequency (MHz)	Chain 0 Meas Power (dBm)	Chain 1 Meas Power (dBm)	Total Corr'd Power (dBm)	Power Limit (dBm)	Power Margin (dB)
Mid	5210	7.26	6.99	10.14	18.34	-8.20

PSD Results

Channel	Frequency (MHz)	Chain 0 Meas PSD (dBm/ 1MHz)	Chain 1 Meas PSD (dBm/ 1MHz)	Total Corr'd PSD (dBm/ 1MHz)	PSD Limit (dBm/ 1MHz)	PSD Margin (dB)
Mid	5210	1.519	0.805	4.19	5.34	-1.15

MID CHANNEL



2TX Antenna 1 + Antenna 2 OFDMA MODE – 52-Tones, RU Index 52

Bandwidth, Antenna Gain, and Limits

Channel	Frequency (MHz)	Min 99% BW (MHz)	Directional Gain for Power (dBi)	Directional Gain for PSD (dBi)	EIRP Power Limit (dBm)	Power Limit (dBm)	EIRP PSD Limit (dBm/ 1MHz)	PSD Limit (dBm/ 1MHz)
Mid	5210	37.1530	4.66	4.66	23.00	18.34	10.00	5.34

Duty Cycle CF (dB)	0.00	Included in Calculations of Corr'd PSD
---------------------------	------	---

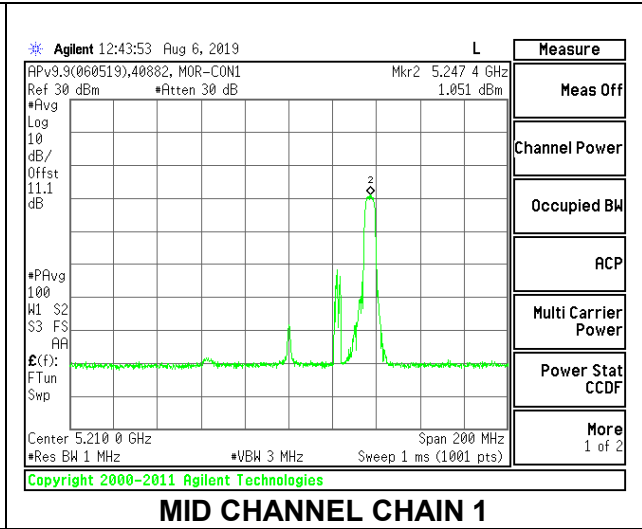
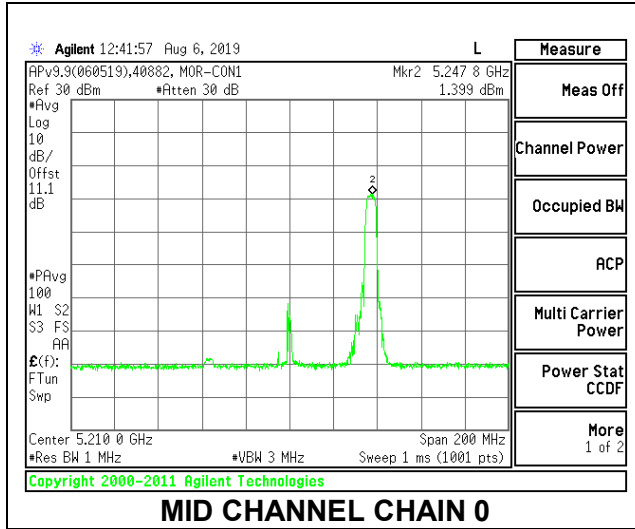
Output Power Results

Channel	Frequency (MHz)	Chain 0 Meas Power (dBm)	Chain 1 Meas Power (dBm)	Total Corr'd Power (dBm)	Power Limit (dBm)	Power Margin (dB)
Mid	5210	6.96	6.72	9.85	18.34	-8.49

PSD Results

Channel	Frequency (MHz)	Chain 0 Meas PSD (dBm/ 1MHz)	Chain 1 Meas PSD (dBm/ 1MHz)	Total Corr'd PSD (dBm/ 1MHz)	PSD Limit (dBm/ 1MHz)	PSD Margin (dB)
Mid	5210	1.399	1.051	4.24	5.34	-1.10

MID CHANNEL



2TX Antenna 1 + Antenna 2 OFDMA MODE – 26-Tones, RU Index 0

Bandwidth, Antenna Gain, and Limits

Channel	Frequency (MHz)	Min 99% BW (MHz)	Directional Gain for Power (dBi)	Directional Gain for PSD (dBi)	EIRP Power Limit (dBm)	Power Limit (dBm)	EIRP PSD Limit (dBm/ 1MHz)	PSD Limit (dBm/ 1MHz)
Mid	5210	37.1530	4.66	4.66	23.00	18.34	10.00	5.34

Duty Cycle CF (dB)	0.00	Included in Calculations of Corr'd PSD
---------------------------	------	---

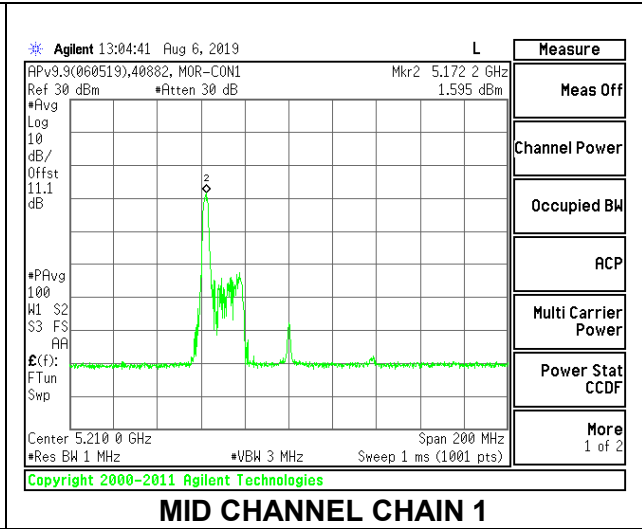
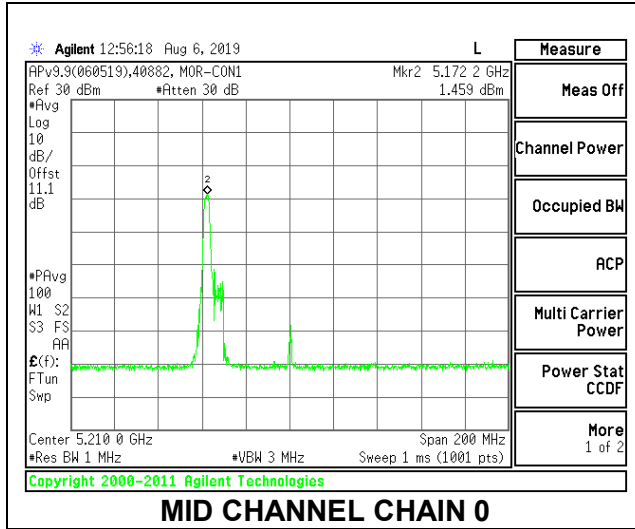
Output Power Results

Channel	Frequency (MHz)	Chain 0 Meas Power (dBm)	Chain 1 Meas Power (dBm)	Total Corr'd Power (dBm)	Power Limit (dBm)	Power Margin (dB)
Mid	5210	4.28	4.12	7.21	18.34	-11.13

PSD Results

Channel	Frequency (MHz)	Chain 0 Meas PSD (dBm/ 1MHz)	Chain 1 Meas PSD (dBm/ 1MHz)	Total Corr'd PSD (dBm/ 1MHz)	PSD Limit (dBm/ 1MHz)	PSD Margin (dB)
Mid	5210	1.459	1.595	4.54	5.34	-0.80

MID CHANNEL



2TX Antenna 1 + Antenna 2 OFDMA MODE – 26-Tones, RU Index 18

Bandwidth, Antenna Gain, and Limits

Channel	Frequency (MHz)	Min 99% BW (MHz)	Directional Gain for Power (dBi)	Directional Gain for PSD (dBi)	EIRP Power Limit (dBm)	Power Limit (dBm)	EIRP PSD Limit (dBm/ 1MHz)	PSD Limit (dBm/ 1MHz)
Mid	5210	37.1530	4.66	4.66	23.00	18.34	10.00	5.34

Duty Cycle CF (dB)	0.00	Included in Calculations of Corr'd PSD
---------------------------	------	---

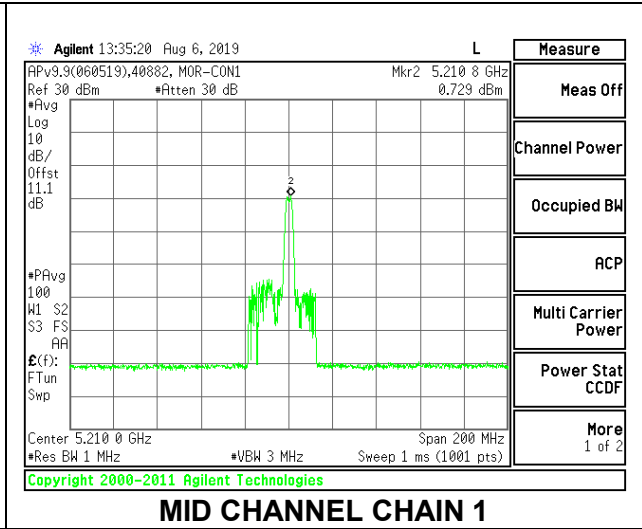
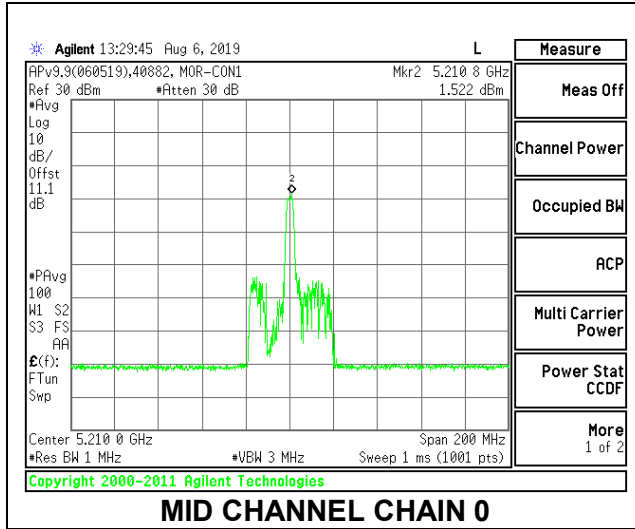
Output Power Results

Channel	Frequency (MHz)	Chain 0 Meas Power (dBm)	Chain 1 Meas Power (dBm)	Total Corr'd Power (dBm)	Power Limit (dBm)	Power Margin (dB)
Mid	5210	4.53	4.49	7.52	18.34	-10.82

PSD Results

Channel	Frequency (MHz)	Chain 0 Meas PSD (dBm/ 1MHz)	Chain 1 Meas PSD (dBm/ 1MHz)	Total Corr'd PSD (dBm/ 1MHz)	PSD Limit (dBm/ 1MHz)	PSD Margin (dB)
Mid	5210	1.522	0.729	4.15	5.34	-1.19

MID CHANNEL



2TX Antenna 1 + Antenna 2 OFDMA MODE – 26-Tones, RU Index 36

Bandwidth, Antenna Gain, and Limits

Channel	Frequency (MHz)	Min 99% BW (MHz)	Directional Gain for Power (dBi)	Directional Gain for PSD (dBi)	EIRP Power Limit (dBm)	Power Limit (dBm)	EIRP PSD Limit (dBm/ 1MHz)	PSD Limit (dBm/ 1MHz)
Mid	5210	37.1530	4.66	4.66	23.00	18.34	10.00	5.34

Duty Cycle CF (dB)	0.00	Included in Calculations of Corr'd PSD
---------------------------	------	---

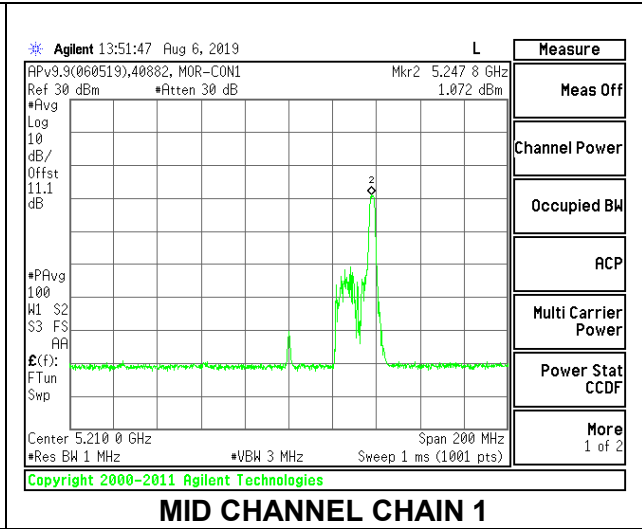
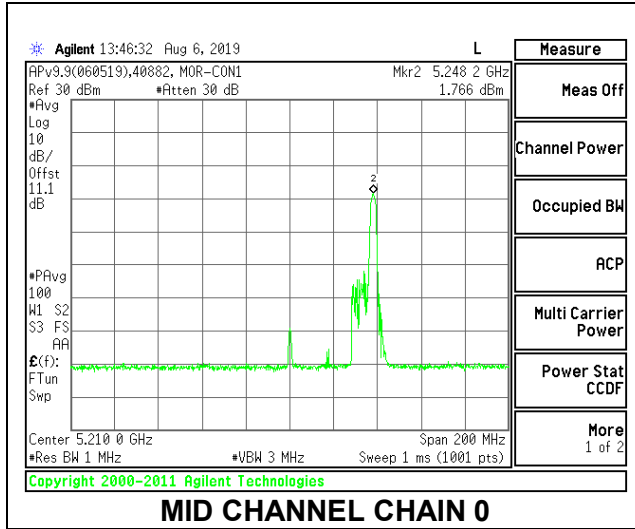
Output Power Results

Channel	Frequency (MHz)	Chain 0 Meas Power (dBm)	Chain 1 Meas Power (dBm)	Total Corr'd Power (dBm)	Power Limit (dBm)	Power Margin (dB)
Mid	5210	4.25	4.09	7.18	18.34	-11.16

PSD Results

Channel	Frequency (MHz)	Chain 0 Meas PSD (dBm/ 1MHz)	Chain 1 Meas PSD (dBm/ 1MHz)	Total Corr'd PSD (dBm/ 1MHz)	PSD Limit (dBm/ 1MHz)	PSD Margin (dB)
Mid	5210	1.766	1.072	4.44	5.34	-0.90

MID CHANNEL



9.4.7. 802.11ax HE20 MODE IN THE 5.3 GHz BAND (FCC)

2TX Antenna 1 + Antenna 2 SU MODE

Bandwidth, Antenna Gain, and Limits

Channel	Frequency (MHz)	Min 26 dB BW (MHz)	Directional Gain for Power (dBi)	Directional Gain for PSD (dBi)	Power Limit (dBm)	PSD Limit (dBm/1MHz)
Low	5260	20.65	5.58	5.58	24.00	11.00
Mid	5300	20.75	5.58	5.58	24.00	11.00
High	5320	21.05	5.58	5.58	24.00	11.00

Duty Cycle CF (dB)	0.00	Included in Calculations of Corr'd PSD
--------------------	------	--

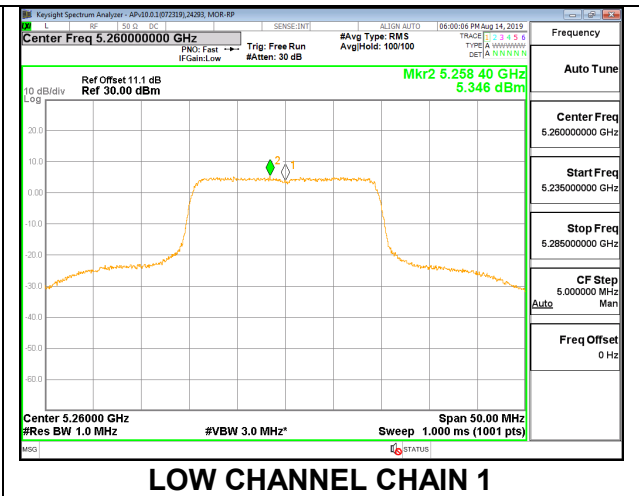
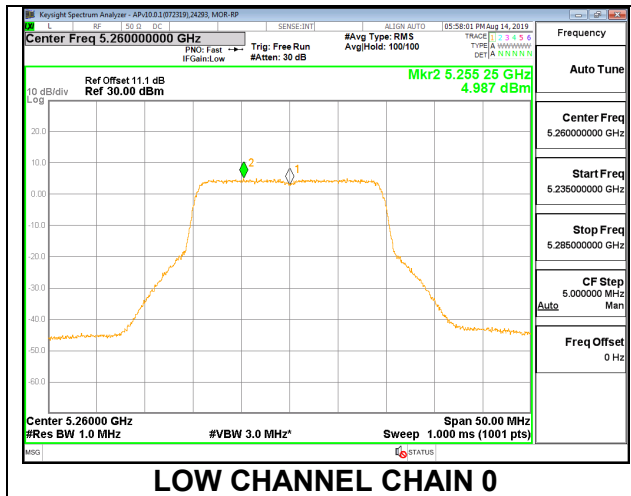
Output Power Results

Channel	Frequency (MHz)	Chain 0 Meas Power (dBm)	Chain 1 Meas Power (dBm)	Total Corr'd Power (dBm)	Power Limit (dBm)	Power Margin (dB)
Low	5260	17.02	17.13	20.09	24.00	-3.91
Mid	5300	17.23	17.11	20.18	24.00	-3.82
High	5320	17.36	17.04	20.21	24.00	-3.79

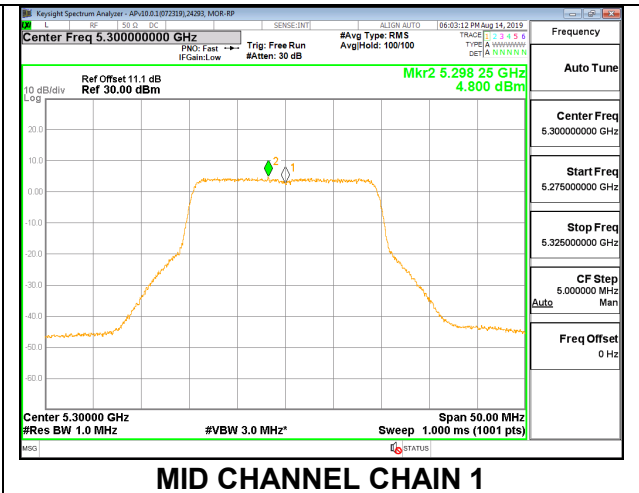
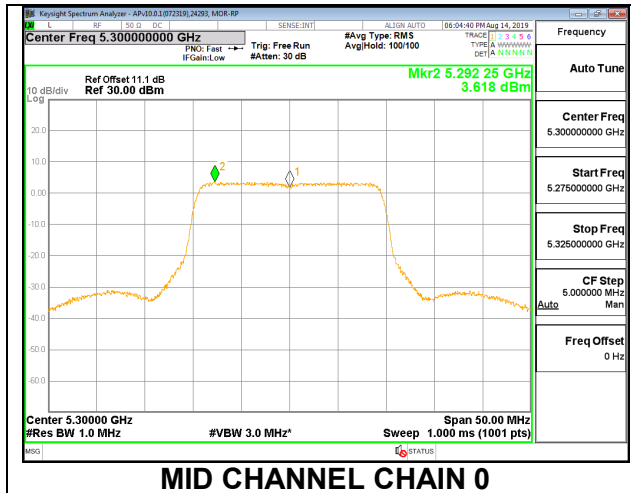
PSD Results

Channel	Frequency (MHz)	Chain 0 Meas PSD (dBm/1MHz)	Chain 1 Meas PSD (dBm/1MHz)	Total Corr'd PSD (dBm/1MHz)	PSD Limit (dBm/1MHz)	PSD Margin (dB)
Low	5260	4.987	5.346	8.18	11.00	-2.82
Mid	5300	3.618	4.800	7.26	11.00	-3.74
High	5320	3.747	3.770	6.77	11.00	-4.23

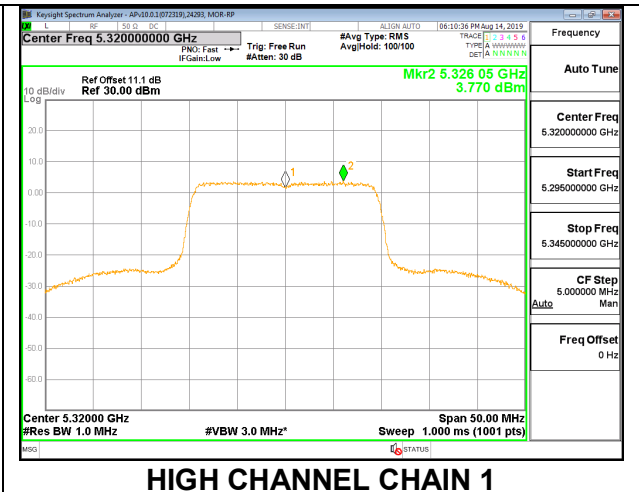
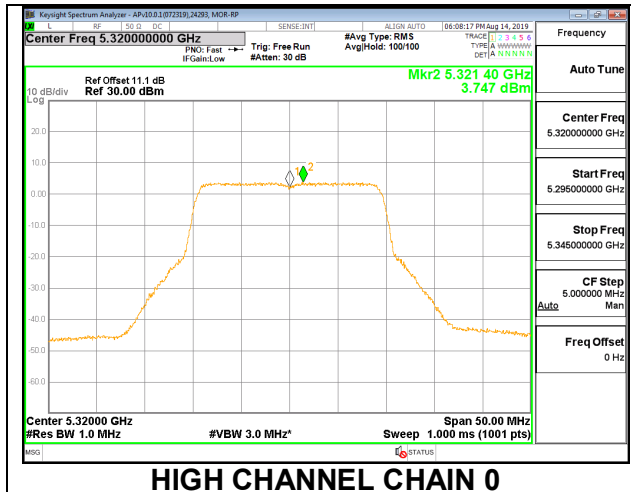
LOW CHANNEL



MID CHANNEL



HIGH CHANNEL



2TX Antenna 1 + Antenna 2 OFDMA MODE – 242-Tones, RU Index 61

Bandwidth, Antenna Gain, and Limits

Channel	Frequency (MHz)	Min 26 dB BW (MHz)	Directional Gain for Power (dBi)	Directional Gain for PSD (dBi)	Power Limit (dBm)	PSD Limit (dBm/1MHz)
Low	5260	20.65	5.58	5.58	24.00	11.00
Mid	5300	20.75	5.58	5.58	24.00	11.00
High	5320	21.05	5.58	5.58	24.00	11.00

Duty Cycle CF (dB)	0.00	Included in Calculations of Corr'd PSD
---------------------------	------	---

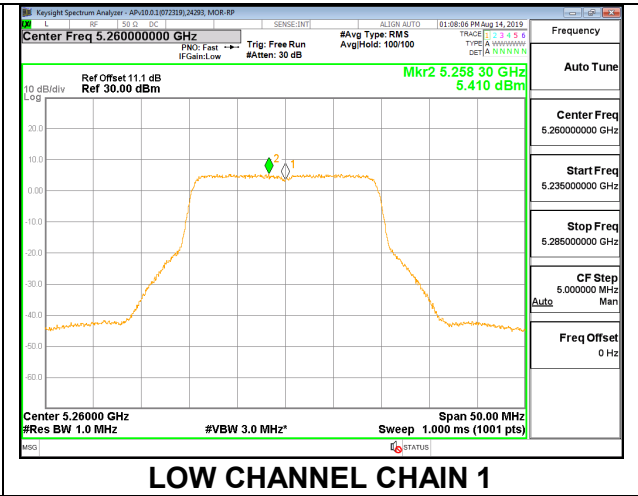
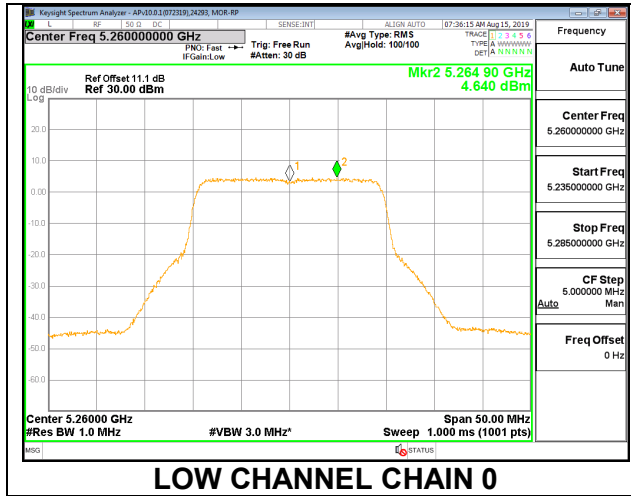
Output Power Results

Channel	Frequency (MHz)	Chain 0 Meas Power (dBm)	Chain 1 Meas Power (dBm)	Total Corr'd Power (dBm)	Power Limit (dBm)	Power Margin (dB)
Low	5260	17.09	17.11	20.11	24.00	-3.89
Mid	5300	17.21	17.13	20.18	24.00	-3.82
High	5320	17.27	17.09	20.19	24.00	-3.81

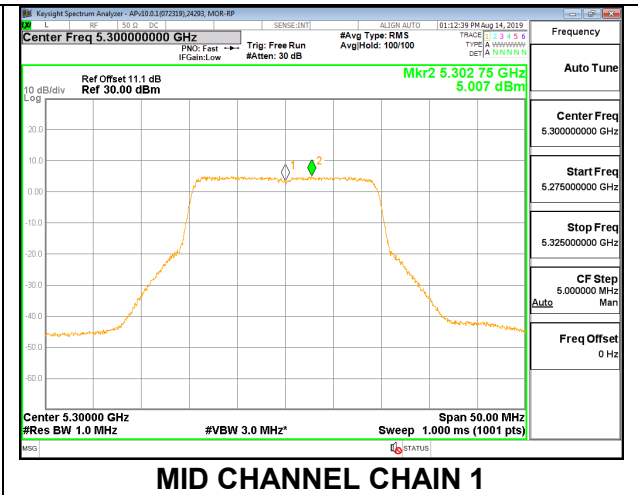
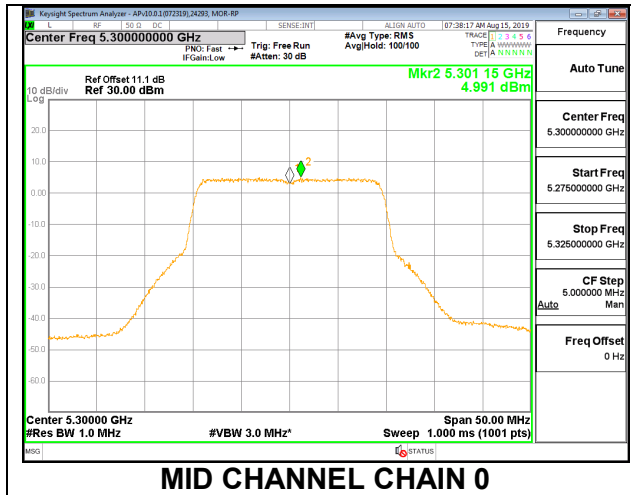
PSD Results

Channel	Frequency (MHz)	Chain 0 Meas PSD (dBm/1MHz)	Chain 1 Meas PSD (dBm/1MHz)	Total Corr'd PSD (dBm/1MHz)	PSD Limit (dBm/1MHz)	PSD Margin (dB)
Low	5260	4.640	5.410	8.05	11.00	-2.95
Mid	5300	4.991	5.007	8.01	11.00	-2.99
High	5320	5.687	5.758	8.73	11.00	-2.27

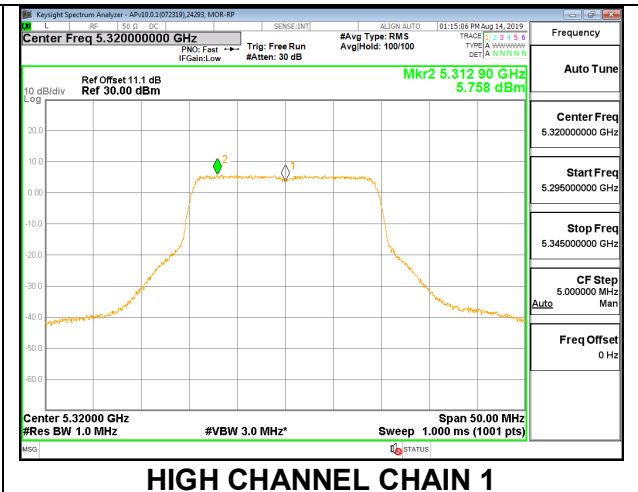
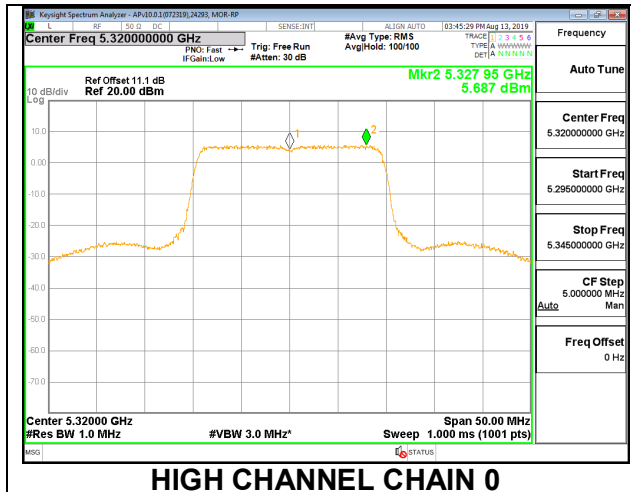
LOW CHANNEL



MID CHANNEL



HIGH CHANNEL



2TX Antenna 1 + Antenna 2 OFDMA MODE – 106-Tones, RU Index 53

Bandwidth, Antenna Gain, and Limits

Channel	Frequency (MHz)	Min 26 dB BW (MHz)	Directional Gain for Power (dBi)	Directional Gain for PSD (dBi)	Power Limit (dBm)	PSD Limit (dBm/1MHz)
Low	5260	20.65	5.58	5.58	24.00	11.00
Mid	5300	20.75	5.58	5.58	24.00	11.00
High	5320	21.05	5.58	5.58	24.00	11.00

Duty Cycle CF (dB)	0.00	Included in Calculations of Corr'd PSD
---------------------------	------	---

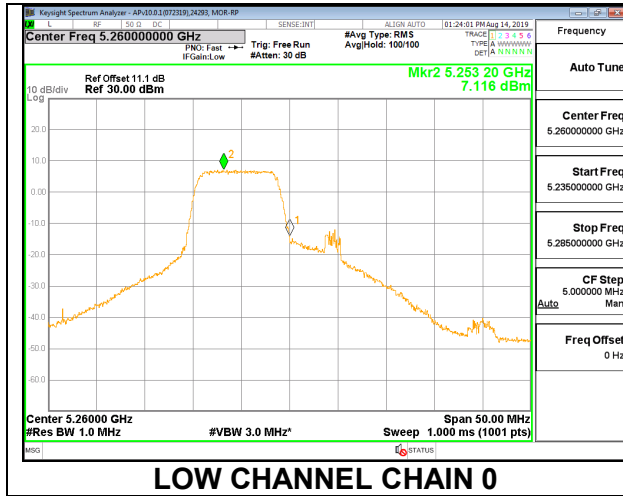
Output Power Results

Channel	Frequency (MHz)	Chain 0 Meas Power (dBm)	Chain 1 Meas Power (dBm)	Total Corr'd Power (dBm)	Power Limit (dBm)	Power Margin (dB)
Low	5260	16.24	16.49	19.38	24.00	-4.62
Mid	5300	16.35	16.34	19.36	24.00	-4.64
High	5320	16.45	16.45	19.46	24.00	-4.54

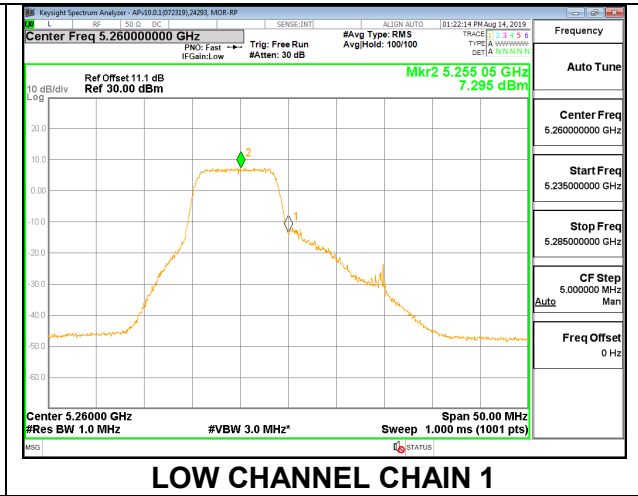
PSD Results

Channel	Frequency (MHz)	Chain 0 Meas PSD (dBm/1MHz)	Chain 1 Meas PSD (dBm/1MHz)	Total Corr'd PSD (dBm/1MHz)	PSD Limit (dBm/1MHz)	PSD Margin (dB)
Low	5260	7.116	7.295	10.22	11.00	-0.78
Mid	5300	7.011	6.362	9.71	11.00	-1.29
High	5320	6.705	6.884	9.81	11.00	-1.19

LOW CHANNEL

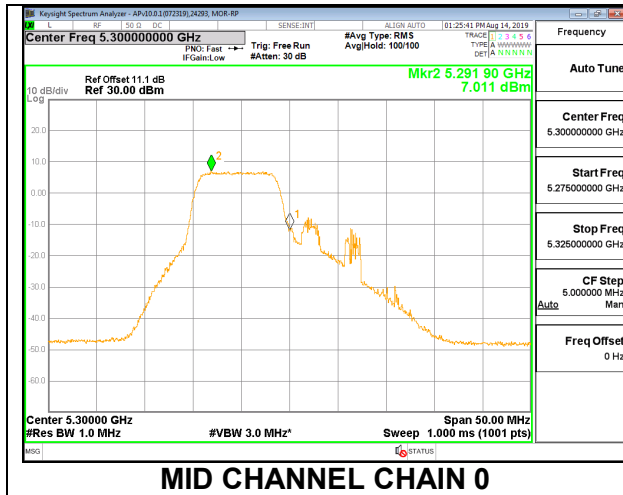


LOW CHANNEL CHAIN 0

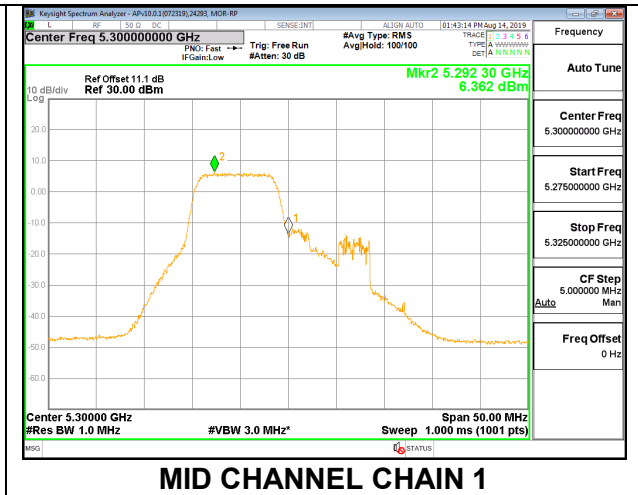


LOW CHANNEL CHAIN 1

MID CHANNEL



MID CHANNEL CHAIN 0

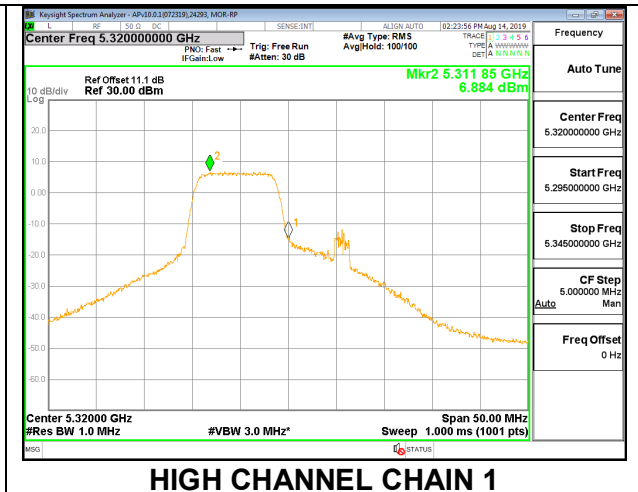


MID CHANNEL CHAIN 1

HIGH CHANNEL



HIGH CHANNEL CHAIN 0



HIGH CHANNEL CHAIN 1

2TX Antenna 1 + Antenna 2 OFDMA MODE – 106-Tones, RU Index 54

Bandwidth, Antenna Gain, and Limits

Channel	Frequency (MHz)	Min 26 dB BW (MHz)	Directional Gain for Power (dBi)	Directional Gain for PSD (dBi)	Power Limit (dBm)	PSD Limit (dBm/1MHz)
Low	5260	20.65	5.58	5.58	24.00	11.00
Mid	5300	20.75	5.58	5.58	24.00	11.00
High	5320	21.05	5.58	5.58	24.00	11.00

Duty Cycle CF (dB)	0.00	Included in Calculations of Corr'd PSD
---------------------------	------	---

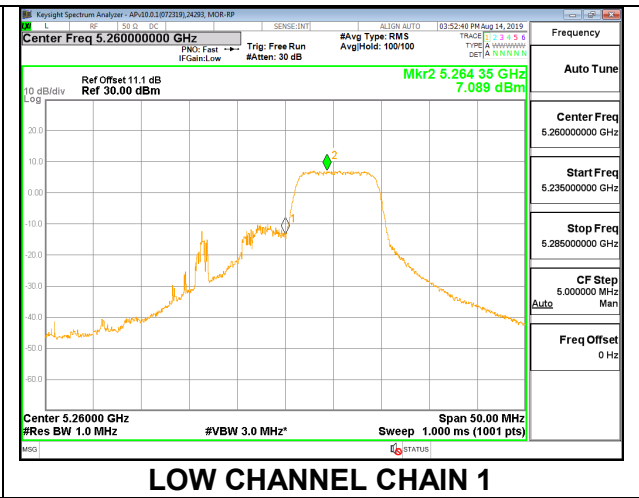
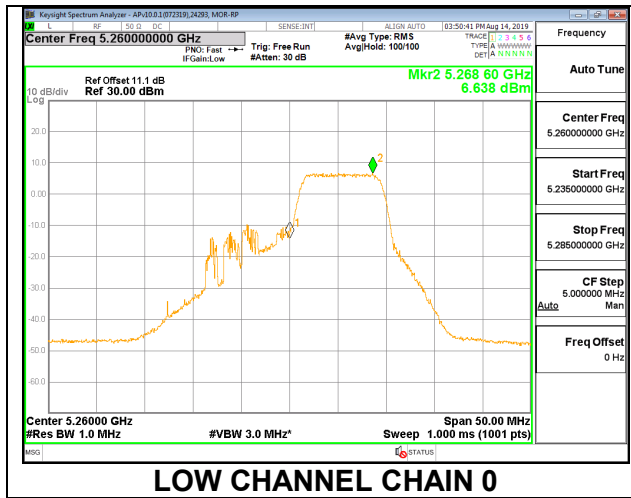
Output Power Results

Channel	Frequency (MHz)	Chain 0 Meas Power (dBm)	Chain 1 Meas Power (dBm)	Total Corr'd Power (dBm)	Power Limit (dBm)	Power Margin (dB)
Low	5260	16.72	16.70	19.72	24.00	-4.28
Mid	5300	16.90	16.73	19.83	24.00	-4.17
High	5320	16.90	16.75	19.84	24.00	-4.16

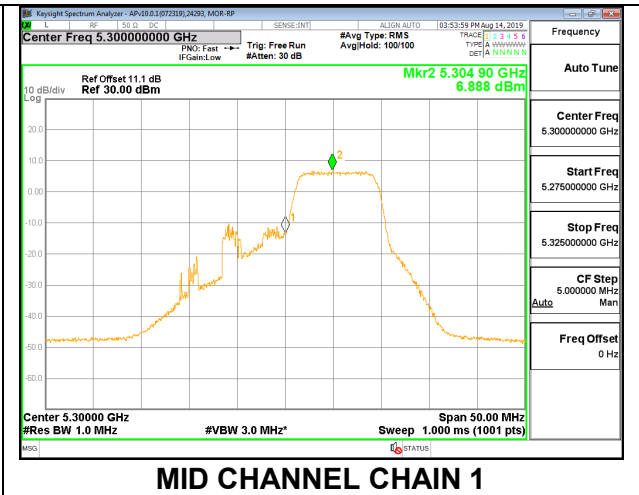
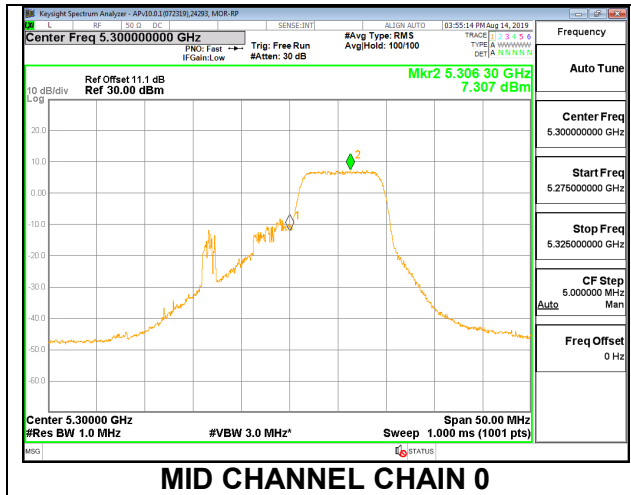
PSD Results

Channel	Frequency (MHz)	Chain 0 Meas PSD (dBm/1MHz)	Chain 1 Meas PSD (dBm/1MHz)	Total Corr'd PSD (dBm/1MHz)	PSD Limit (dBm/1MHz)	PSD Margin (dB)
Low	5260	6.638	7.089	9.88	11.00	-1.12
Mid	5300	7.307	6.888	10.11	11.00	-0.89
High	5320	7.445	6.313	9.93	11.00	-1.07

LOW CHANNEL



MID CHANNEL



HIGH CHANNEL



2TX Antenna 1 + Antenna 2 OFDMA MODE – 52-Tones, RU Index 37

Bandwidth, Antenna Gain, and Limits

Channel	Frequency (MHz)	Min 26 dB BW (MHz)	Directional Gain for Power (dBi)	Directional Gain for PSD (dBi)	Power Limit (dBm)	PSD Limit (dBm/1MHz)
Low	5260	20.65	5.58	5.58	24.00	11.00
Mid	5300	20.75	5.58	5.58	24.00	11.00
High	5320	21.05	5.58	5.58	24.00	11.00

Duty Cycle CF (dB)	0.00	Included in Calculations of Corr'd PSD
---------------------------	------	---

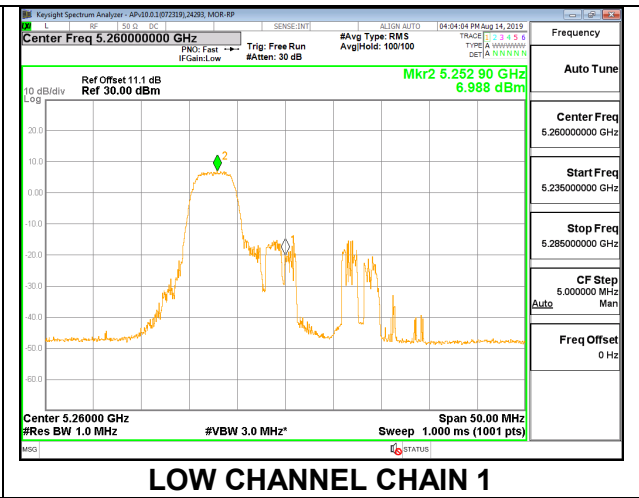
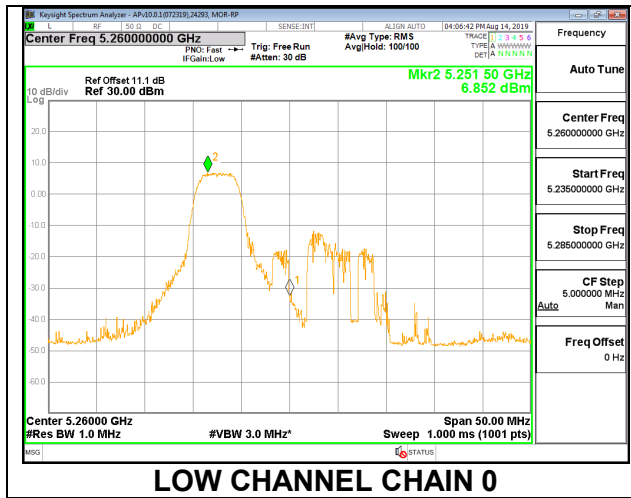
Output Power Results

Channel	Frequency (MHz)	Chain 0 Meas Power (dBm)	Chain 1 Meas Power (dBm)	Total Corr'd Power (dBm)	Power Limit (dBm)	Power Margin (dB)
Low	5260	13.29	13.40	16.36	24.00	-7.64
Mid	5300	13.48	13.44	16.47	24.00	-7.53
High	5320	13.66	13.46	16.57	24.00	-7.43

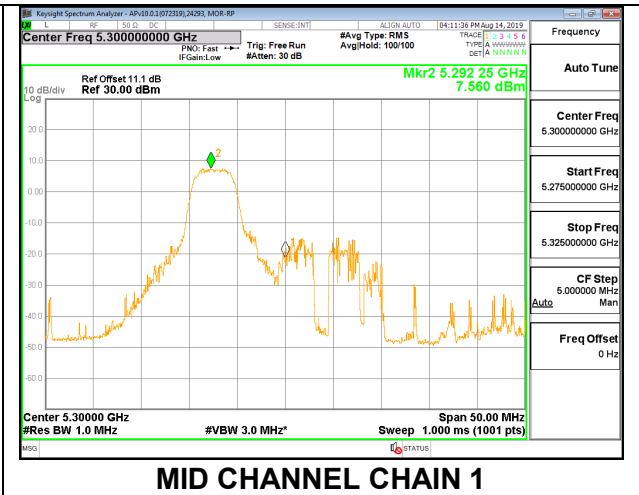
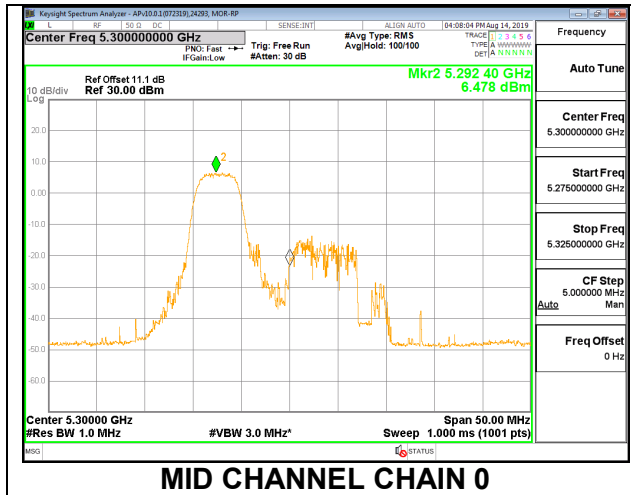
PSD Results

Channel	Frequency (MHz)	Chain 0 Meas PSD (dBm/1MHz)	Chain 1 Meas PSD (dBm/1MHz)	Total Corr'd PSD (dBm/1MHz)	PSD Limit (dBm/1MHz)	PSD Margin (dB)
Low	5260	6.852	6.988	9.93	11.00	-1.07
Mid	5300	6.478	7.560	10.06	11.00	-0.94
High	5320	6.499	6.899	9.71	11.00	-1.29

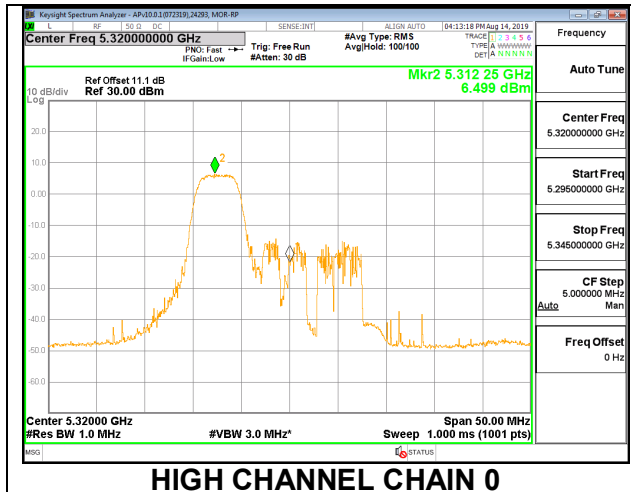
LOW CHANNEL



MID CHANNEL



HIGH CHANNEL



2TX Antenna 1 + Antenna 2 OFDMA MODE – 52-Tones, RU Index 38

Bandwidth, Antenna Gain, and Limits

Channel	Frequency (MHz)	Min 26 dB BW (MHz)	Directional Gain for Power (dBi)	Directional Gain for PSD (dBi)	Power Limit (dBm)	PSD Limit (dBm/1MHz)
Low	5260	20.65	5.58	5.58	24.00	11.00
Mid	5300	20.75	5.58	5.58	24.00	11.00
High	5320	21.05	5.58	5.58	24.00	11.00

Duty Cycle CF (dB)	0.00	Included in Calculations of Corr'd PSD
---------------------------	------	---

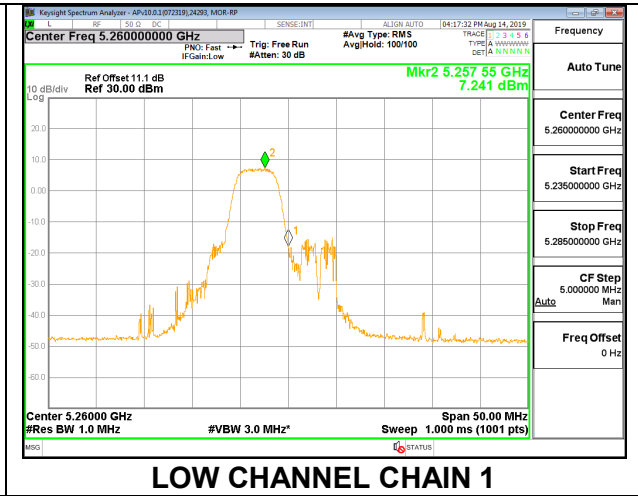
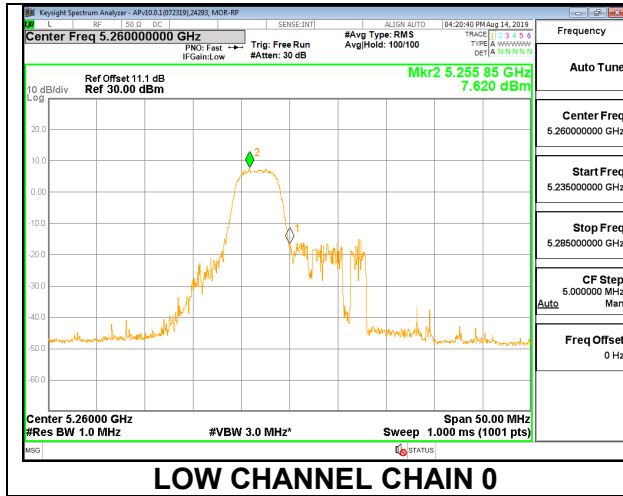
Output Power Results

Channel	Frequency (MHz)	Chain 0 Meas Power (dBm)	Chain 1 Meas Power (dBm)	Total Corr'd Power (dBm)	Power Limit (dBm)	Power Margin (dB)
Low	5260	13.12	13.52	16.33	24.00	-7.67
Mid	5300	13.40	13.55	16.49	24.00	-7.51
High	5320	13.43	13.43	16.44	24.00	-7.56

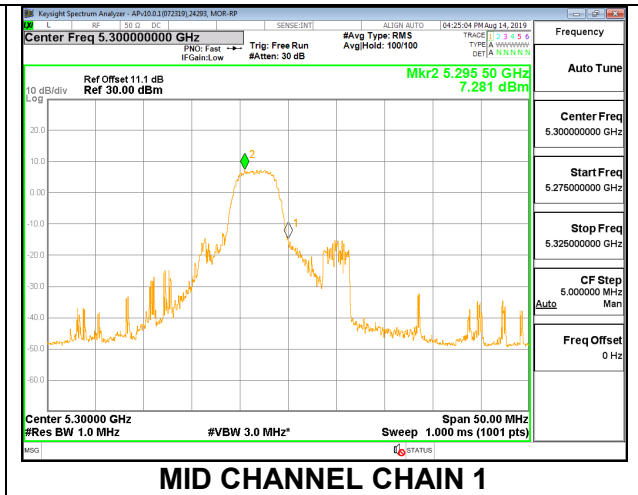
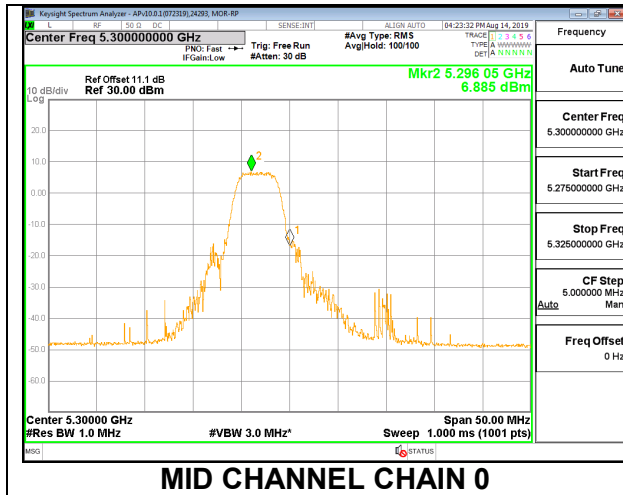
PSD Results

Channel	Frequency (MHz)	Chain 0 Meas PSD (dBm/1MHz)	Chain 1 Meas PSD (dBm/1MHz)	Total Corr'd PSD (dBm/1MHz)	PSD Limit (dBm/1MHz)	PSD Margin (dB)
Low	5260	7.620	7.241	10.44	11.00	-0.56
Mid	5300	6.885	7.281	10.10	11.00	-0.90
High	5320	6.424	6.601	9.52	11.00	-1.48

LOW CHANNEL



MID CHANNEL



HIGH CHANNEL



2TX Antenna 1 + Antenna 2 OFDMA MODE – 52-Tones, RU Index 40

Bandwidth, Antenna Gain, and Limits

Channel	Frequency (MHz)	Min 26 dB BW (MHz)	Directional Gain for Power (dBi)	Directional Gain for PSD (dBi)	Power Limit (dBm)	PSD Limit (dBm/1MHz)
Low	5260	20.65	5.58	5.58	24.00	11.00
Mid	5300	20.75	5.58	5.58	24.00	11.00
High	5320	21.05	5.58	5.58	24.00	11.00

Duty Cycle CF (dB)	0.00	Included in Calculations of Corr'd PSD
---------------------------	------	---

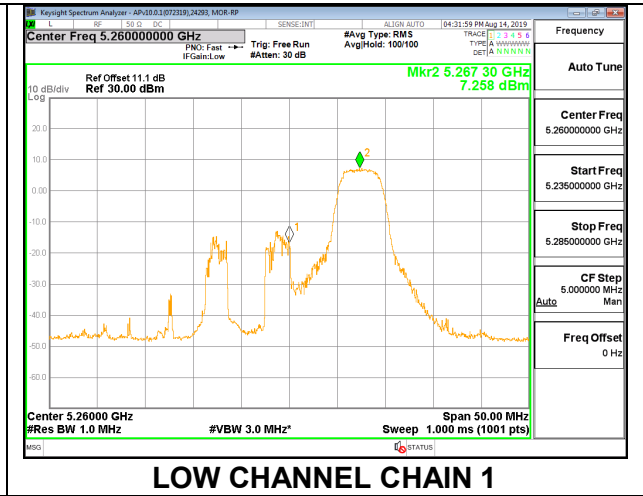
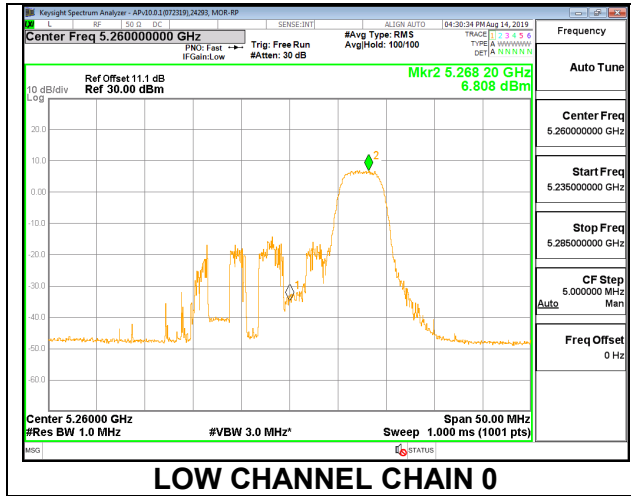
Output Power Results

Channel	Frequency (MHz)	Chain 0 Meas Power (dBm)	Chain 1 Meas Power (dBm)	Total Corr'd Power (dBm)	Power Limit (dBm)	Power Margin (dB)
Low	5260	13.45	13.40	16.44	24.00	-7.56
Mid	5300	13.56	13.48	16.53	24.00	-7.47
High	5320	13.33	13.33	16.34	24.00	-7.66

PSD Results

Channel	Frequency (MHz)	Chain 0 Meas PSD (dBm/1MHz)	Chain 1 Meas PSD (dBm/1MHz)	Total Corr'd PSD (dBm/1MHz)	PSD Limit (dBm/1MHz)	PSD Margin (dB)
Low	5260	6.808	7.258	10.05	11.00	-0.95
Mid	5300	7.064	6.955	10.02	11.00	-0.98
High	5320	7.271	5.529	9.50	11.00	-1.50

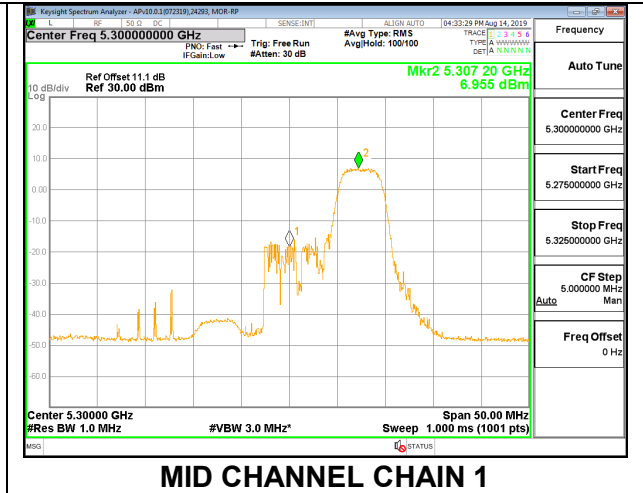
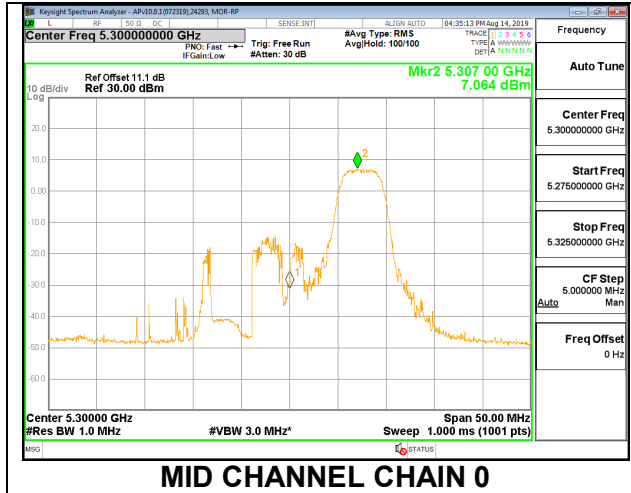
LOW CHANNEL



LOW CHANNEL CHAIN 0

LOW CHANNEL CHAIN 1

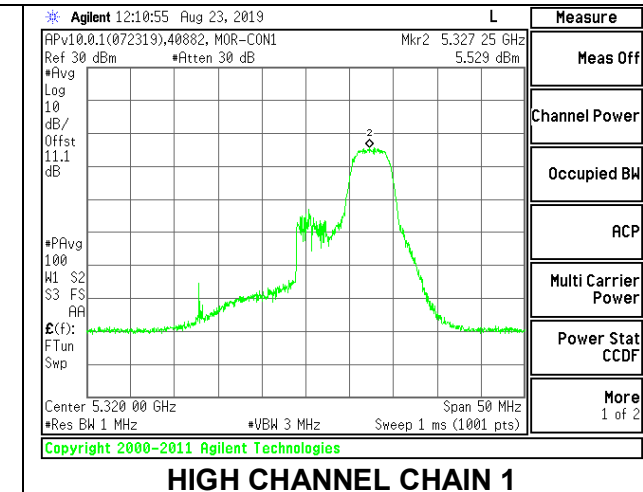
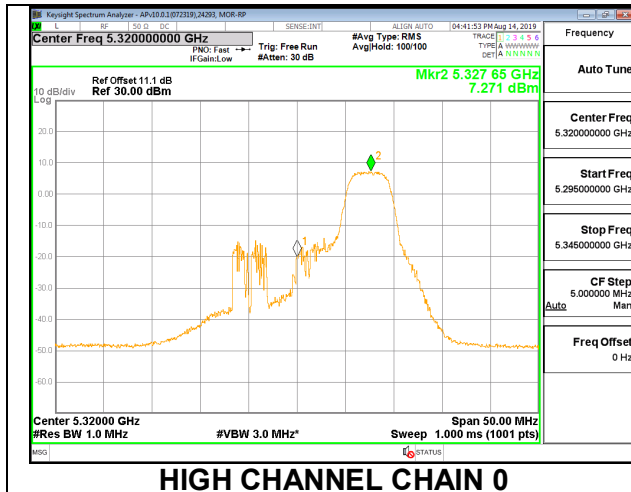
MID CHANNEL



MID CHANNEL CHAIN 0

MID CHANNEL CHAIN 1

HIGH CHANNEL



HIGH CHANNEL CHAIN 0

HIGH CHANNEL CHAIN 1

2TX Antenna 1 + Antenna 2 OFDMA MODE – 26-Tones, RU Index 0

Bandwidth, Antenna Gain, and Limits

Channel	Frequency (MHz)	Min 26 dB BW (MHz)	Directional Gain for Power (dBi)	Directional Gain for PSD (dBi)	Power Limit (dBm)	PSD Limit (dBm/1MHz)
Low	5260	20.65	5.58	5.58	24.00	11.00
Mid	5300	20.75	5.58	5.58	24.00	11.00
High	5320	21.05	5.58	5.58	24.00	11.00

Duty Cycle CF (dB)	0.00	Included in Calculations of Corr'd PSD
---------------------------	------	---

Output Power Results

Channel	Frequency (MHz)	Chain 0 Meas Power (dBm)	Chain 1 Meas Power (dBm)	Total Corr'd Power (dBm)	Power Limit (dBm)	Power Margin (dB)
Low	5260	10.65	10.95	13.81	24.00	-10.19
Mid	5300	10.78	10.93	13.87	24.00	-10.13
High	5320	10.87	11.91	14.43	24.00	-9.57

PSD Results

Channel	Frequency (MHz)	Chain 0 Meas PSD (dBm/1MHz)	Chain 1 Meas PSD (dBm/1MHz)	Total Corr'd PSD (dBm/1MHz)	PSD Limit (dBm/1MHz)	PSD Margin (dB)
Low	5260	7.189	7.383	10.30	11.00	-0.70
Mid	5300	7.293	7.218	10.27	11.00	-0.73
High	5320	7.015	7.146	10.09	11.00	-0.91