




## 9. SETUP PHOTOS


### ANTENNA PORT CONDUCTED RF MEASUREMENT SETUP



**RADIATED RF MEASUREMENT SETUP (BELOW 1 GHz)**




**RADIATED RF MEASUREMENT SETUP (ABOVE 1 GHz)**




**POWERLINE CONDUCTED EMISSIONS MEASUREMENT SETUP**


LINE CONDUCTED FRONT PHOTO



LINE CONDUCTED BACK PHOTO



**ORIENTATIONS**





**END OF REPORT**