



TEST SETUP PHOTOS

For

MODEL NO. 1793
FCC ID: C3K1793
IC ID: 3048A-1793

Test Report No. R-TR447-FCCISED-TS-1
Issue Date: September 27, 2017

FCC CFR47 Part 15 Subpart C
Innovation, Science and Economic Development
Canada RSS-247 Issue 2

Prepared by
Microsoft EMC Laboratory
17760 NE 67th Ct,
Redmond WA, 98052, U.S.A.
425-421-9799
sajose@microsoft.com



TESTING CERT #3472.01

1 Test Setup pictures



Fig.1 Radiated Spurious Emissions Test Setup (30MHz – 1GHz)




Fig.2 Radiated Spurious Emissions Test Setup (1-18 GHz)




Fig.3 Radiated Spurious Emissions (18-26.5GHz)




Fig.4 Radiated Spurious Emissions (26.5 - 40GHz)




Fig.5 Antenna port Conducted Measurements Test Setup




Fig.6 DFS Test Setup




Fig.7 AC Line Conducted Emissions Measurements Test Setup- Front View 1



Fig.8 AC Line Conducted Emissions Measurements Test Setup- Front View 2



Fig.9 AC Line Conducted Emissions Measurements Test Setup- Side View