

# POWER SPECTRAL DENSITY

Testing was performed using the mode(s) of operation and configuration(s) noted within the report. The individuals and/or the organization requesting the test provided the modes, configurations and settings used to complete the evaluation. The actual test parameters are specified in the test data, this includes items such as investigated frequency range (scanned) and test levels. The testing methods and performance specifications, as well as the test site used for the evaluation are indicated in the test data.

## TEST EQUIPMENT

Description	Manufacturer	Model	ID	Last Cal.	Cal. Due
Analyzer - Spectrum Analyzer	Keysight	N9010A	AFO	6/8/2016	6/8/2017
Generator - Signal	Agilent	N5183A	TIA	4/6/2016	4/6/2018
Cable	Micro-Coax	UFD150A-1-0720-200200	NCS	6/7/2016	6/7/2017
Attenuator	Fairview Microwave	SA4014-20	TKV	3/4/2016	3/4/2017
Block - DC	Fairview Microwave	SD3379	AMU	5/6/2016	5/6/2017

## TEST DESCRIPTION

The measurement was made using a direct connection between the RF output of the EUT and a spectrum analyzer. The maximum power spectral density measurements was measured using the channels and modes as called out on the following data sheets.

Per the procedure outlined in ANSI C63.10 the peak power spectral density was measured in a 3 kHz RBW.

# POWER SPECTRAL DENSITY

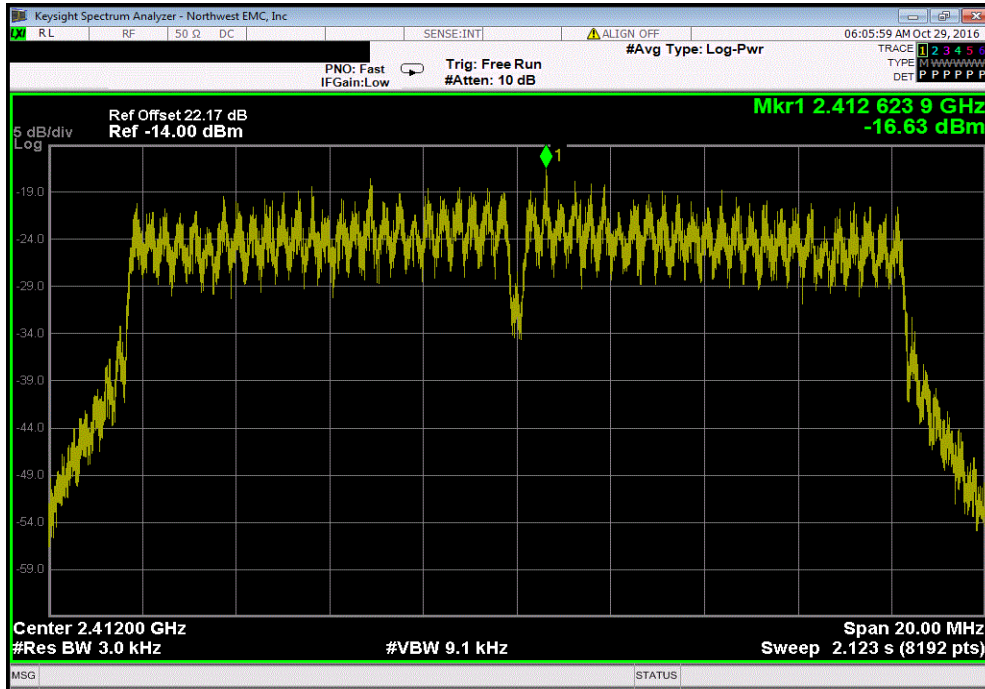


XMtr 2016.05.06

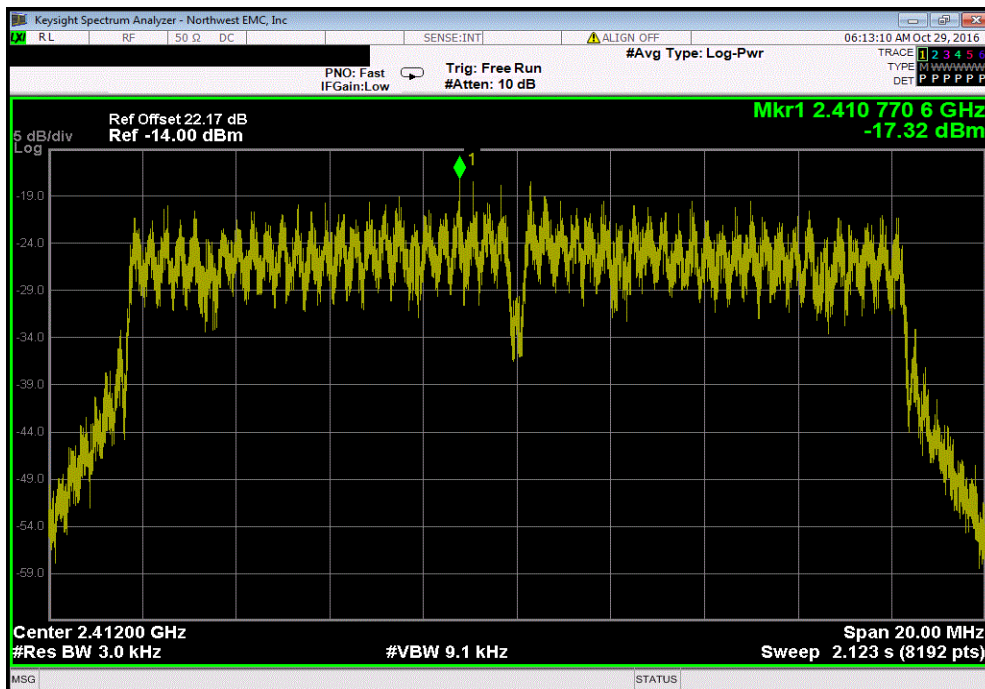
EUT: 1790		Work Order: MCSO1761	
Serial Number: DV-1-0546		Date: 10/28/16	
Customer: Microsoft Corporation		Temperature: 23 °C	
Attendees: Chaitrali Limaye		Humidity: 45% RH	
Project: None		Barometric Pres.: 1015 mbar	
Tested by: Richard Mellroth		Power: USB	
		Job Site: NC02	
TEST SPECIFICATIONS		Test Method	
FCC 15.247:2016		ANSI C63.10:2013	
COMMENTS			
Power Setting at Default. Client provided adapter cable loss of 0.7dB included in reference level offset.			
DEVIATIONS FROM TEST STANDARD			
None			
Configuration #	1	Signature	
		Value	Limit
		dBm/3kHz	< dBm/3kHz
Results			
Low Channel 1, 2412 MHz			
	802.11(g) 6 Mbps	-16.629	8
	802.11(g) 36 Mbps	-17.316	8
	802.11(g) 54 Mbps	-18.339	8
	802.11(n) MCS0	-17.904	8
	802.11(n) MCS7	-17.842	8
Mid Channel 6, 2437 MHz			
	802.11(g) 6 Mbps	-16.452	8
	802.11(g) 36 Mbps	-17.684	8
	802.11(g) 54 Mbps	-18.236	8
	802.11(n) MCS0	-17.246	8
	802.11(n) MCS7	-16.877	8
High Channel 11, 2462 MHz			
	802.11(g) 6 Mbps	-15.809	8
	802.11(g) 36 Mbps	-17.571	8
	802.11(g) 54 Mbps	-17.165	8
	802.11(n) MCS0	-17.295	8
	802.11(n) MCS7	-18.098	8

# POWER SPECTRAL DENSITY

Low Channel 1, 2412 MHz, 802.11(g) 6 Mbps						
	Value	Limit	Results			
	dBm/3kHz	< dBm/3kHz				
	-16.629	8	Pass			

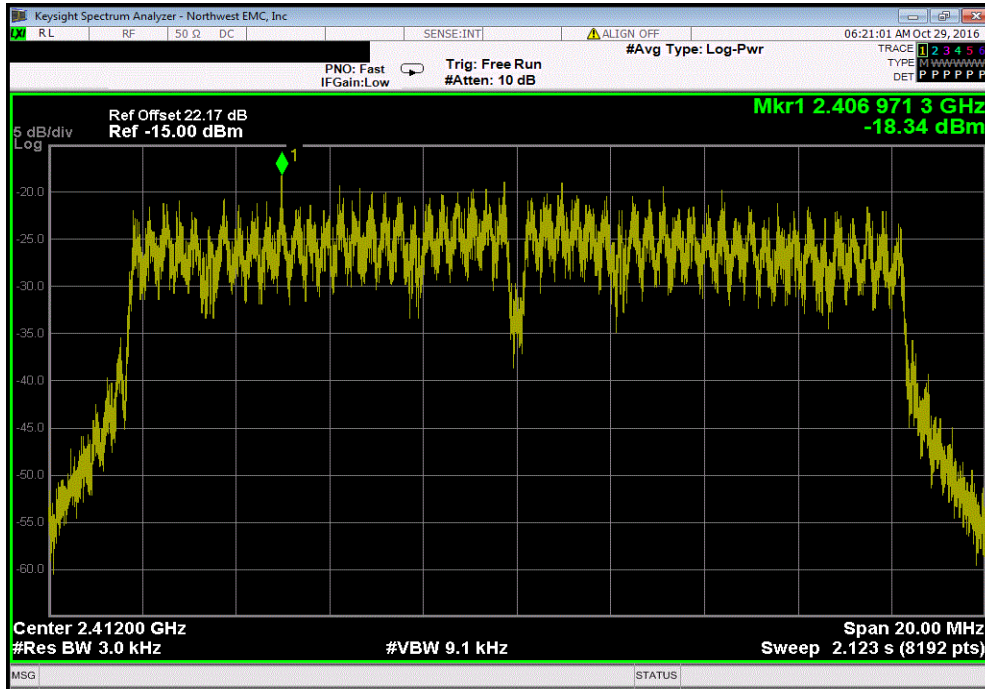


Low Channel 1, 2412 MHz, 802.11(g) 36 Mbps						
	Value	Limit	Results			
	dBm/3kHz	< dBm/3kHz				
	-17.316	8	Pass			

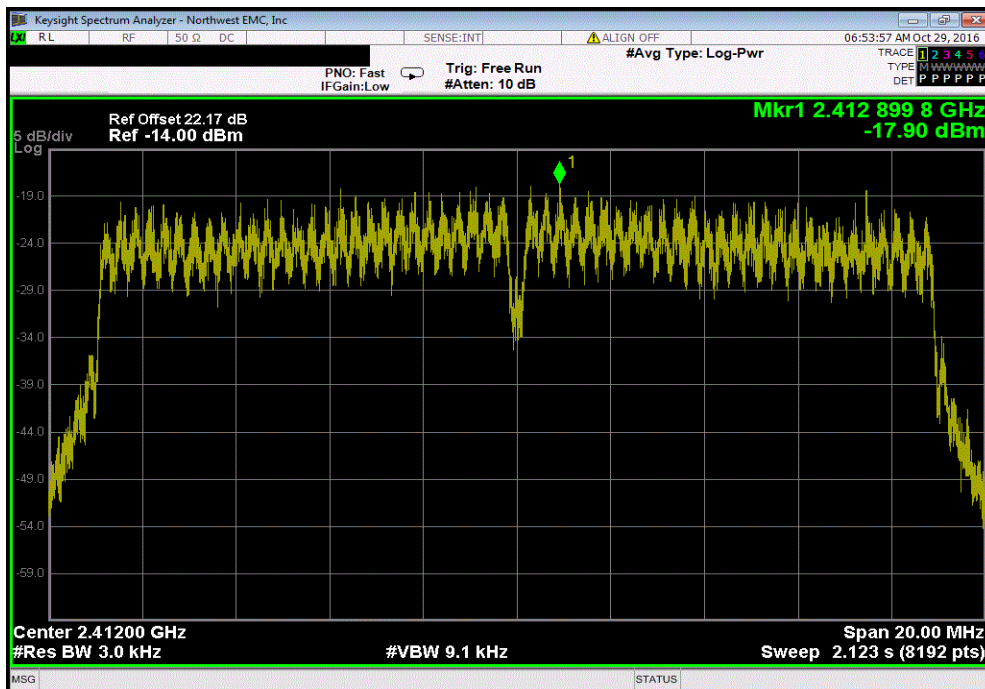


# POWER SPECTRAL DENSITY

Low Channel 1, 2412 MHz, 802.11(g) 54 Mbps						
	Value	Limit	Results			
	dBm/3kHz	< dBm/3kHz				
	-18.339	8	Pass			

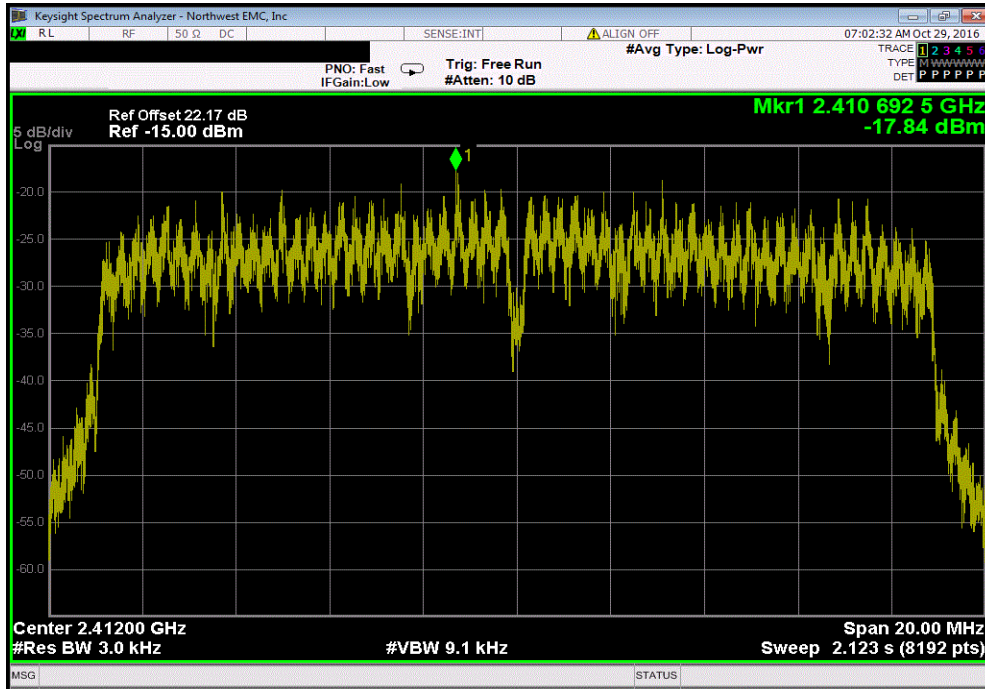


Low Channel 1, 2412 MHz, 802.11(n) MCS0						
	Value	Limit	Results			
	dBm/3kHz	< dBm/3kHz				
	-17.904	8	Pass			

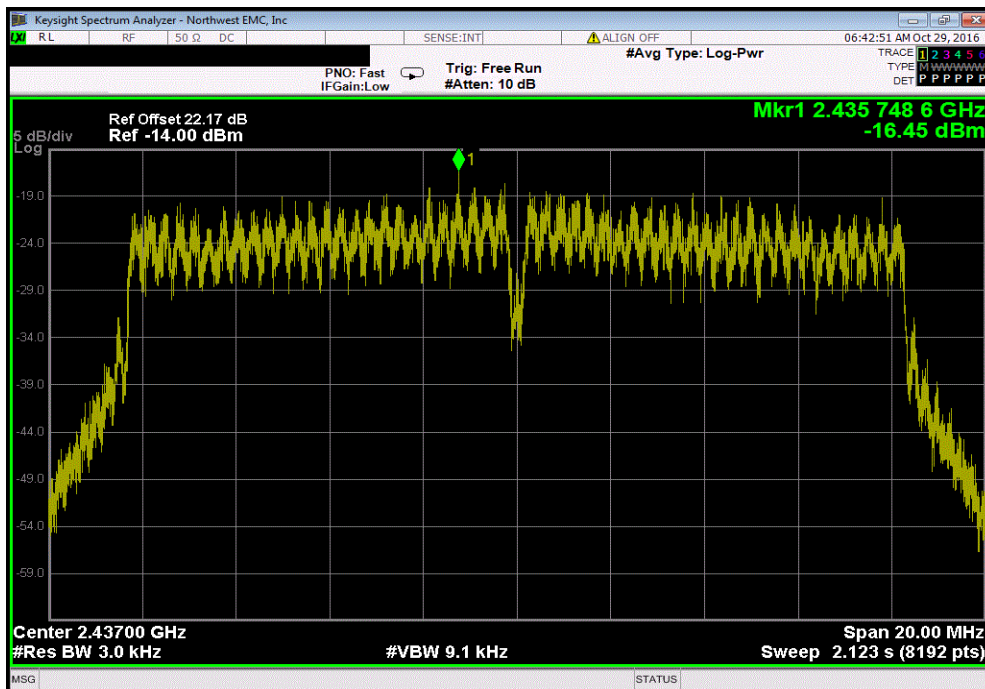


# POWER SPECTRAL DENSITY

Low Channel 1, 2412 MHz, 802.11(n) MCS7						
	Value	Limit	Results			
	dBm/3kHz	< dBm/3kHz				
	-17.842	8	Pass			

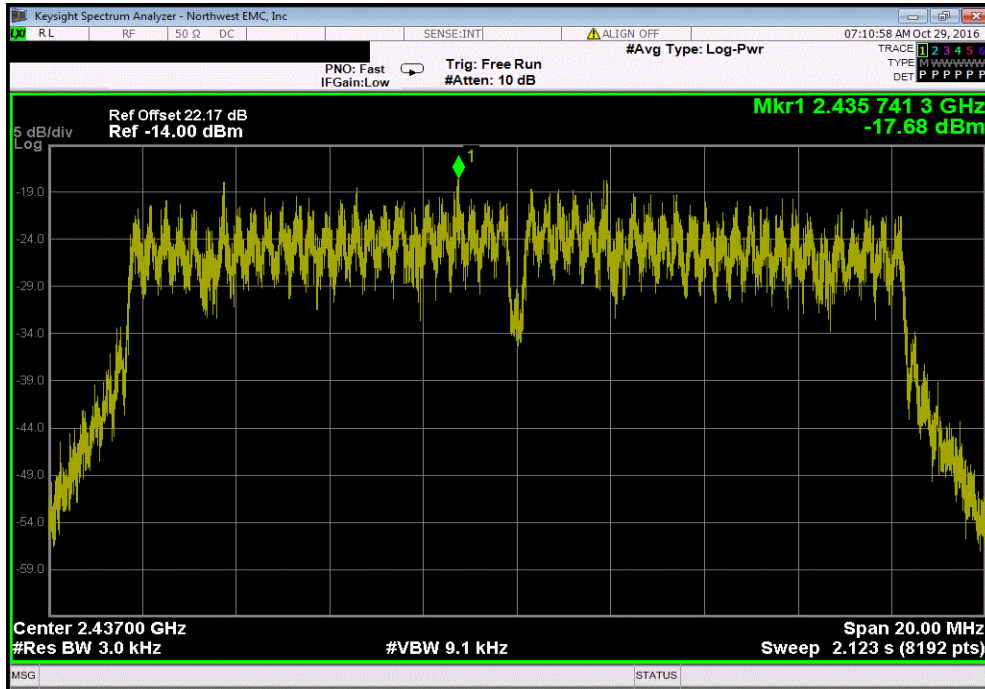


Mid Channel 6, 2437 MHz, 802.11(g) 6 Mbps						
	Value	Limit	Results			
	dBm/3kHz	< dBm/3kHz				
	-16.452	8	Pass			

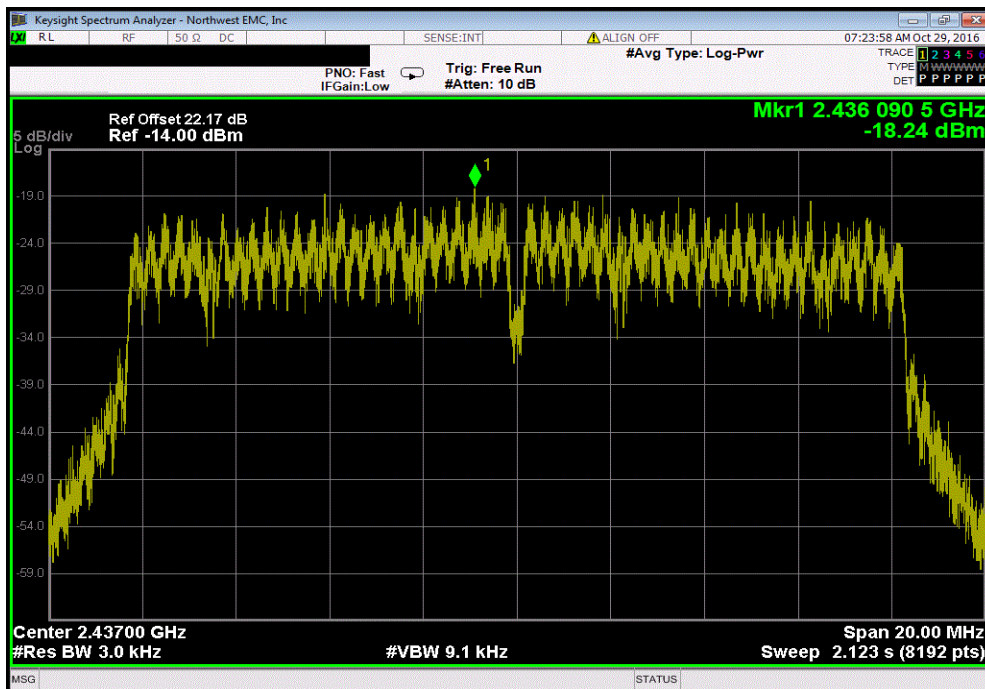


# POWER SPECTRAL DENSITY

Mid Channel 6, 2437 MHz, 802.11(g) 36 Mbps			
	Value	Limit	Results
	dBm/3kHz	< dBm/3kHz	
	-17.684	8	Pass

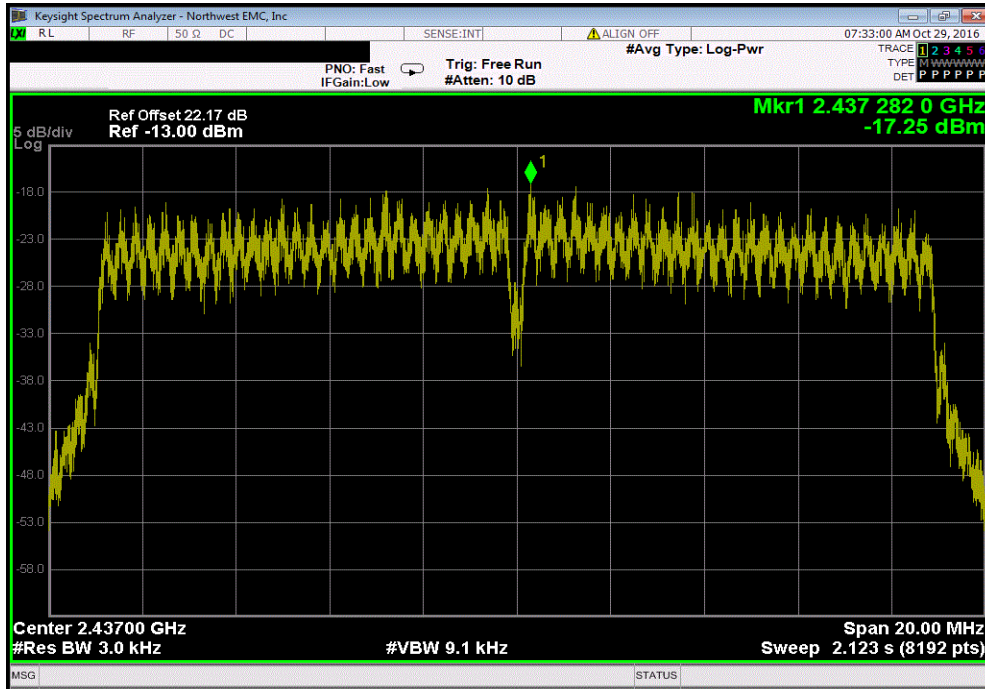


Mid Channel 6, 2437 MHz, 802.11(g) 54 Mbps			
	Value	Limit	Results
	dBm/3kHz	< dBm/3kHz	
	-18.236	8	Pass

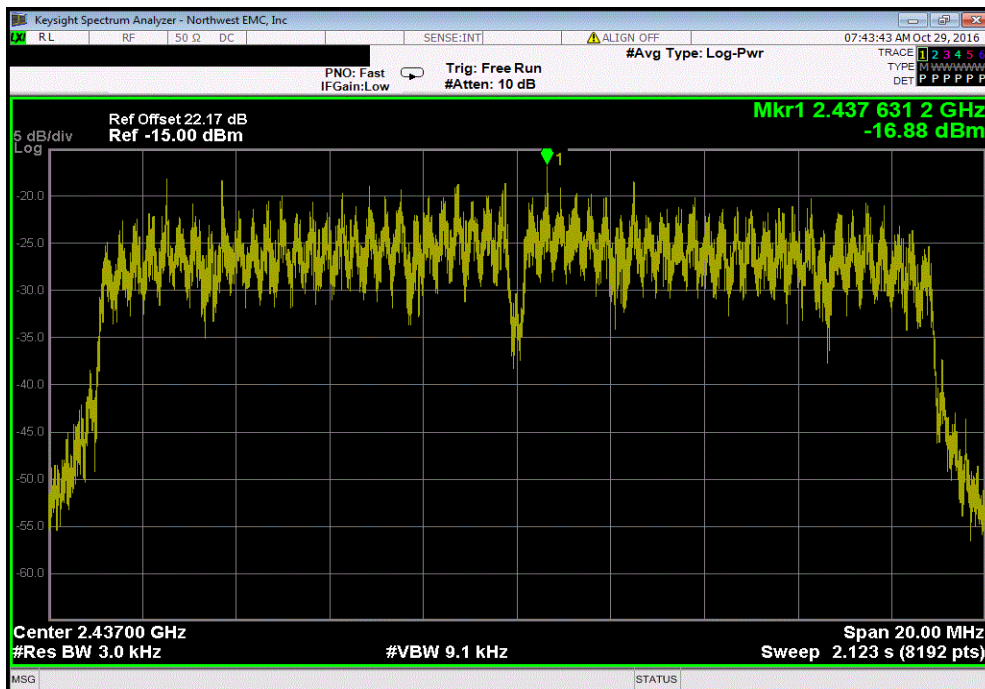


# POWER SPECTRAL DENSITY

Mid Channel 6, 2437 MHz, 802.11(n) MCS0						
	Value	Limit	Results			
	dBm/3kHz	< dBm/3kHz				
	-17.246	8	Pass			

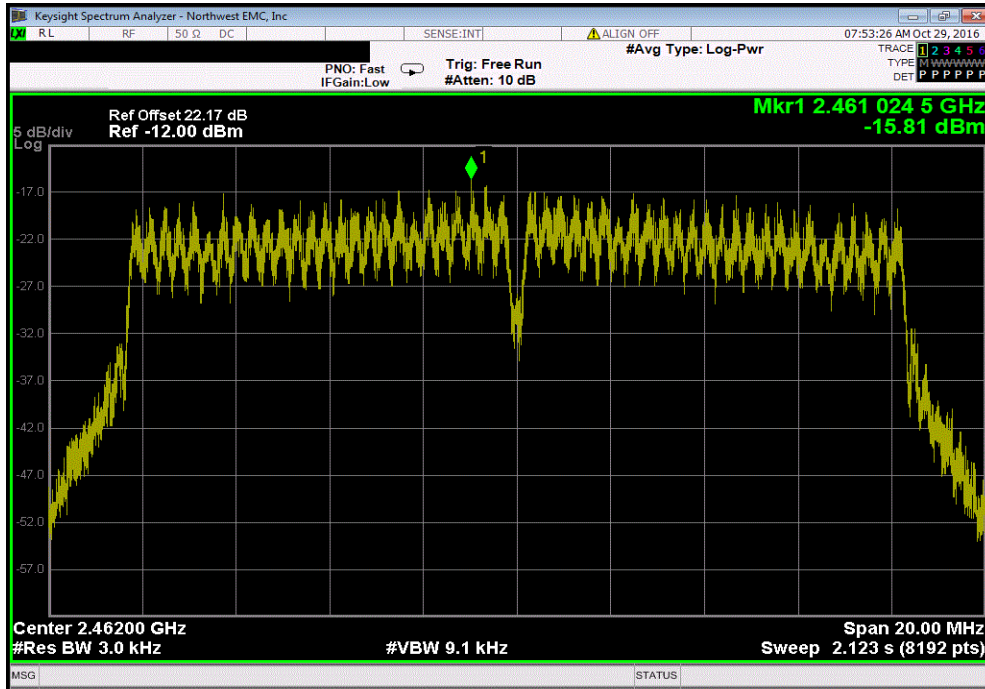


Mid Channel 6, 2437 MHz, 802.11(n) MCS7						
	Value	Limit	Results			
	dBm/3kHz	< dBm/3kHz				
	-16.877	8	Pass			

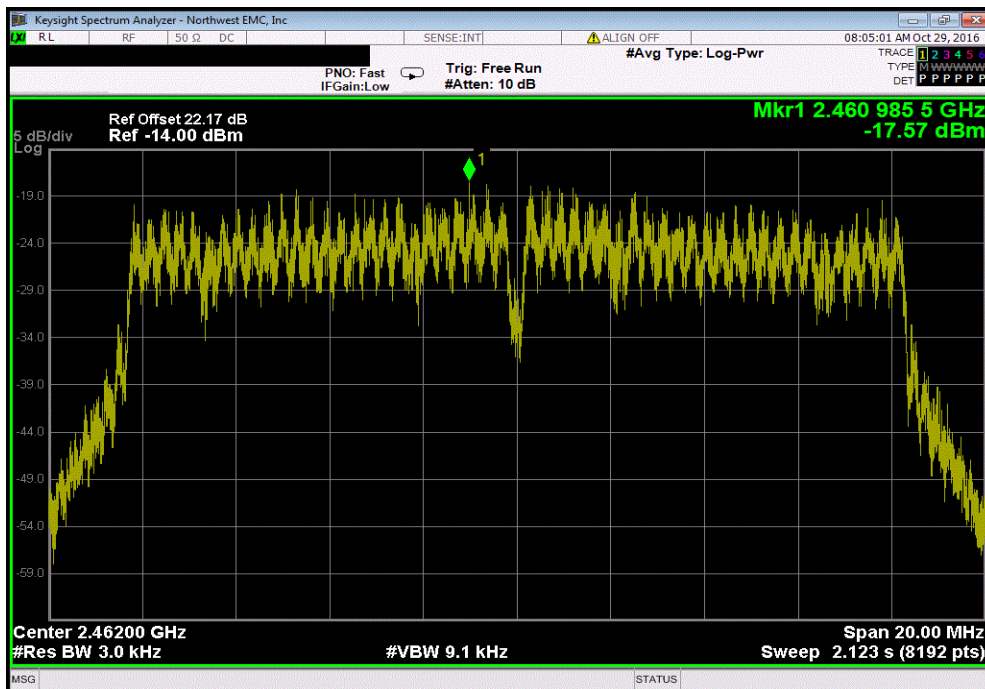


# POWER SPECTRAL DENSITY

High Channel 11, 2462 MHz , 802.11(g) 6 Mbps			
Value	Limit	Results	
dBm/3kHz	< dBm/3kHz		
-15.809	8	Pass	



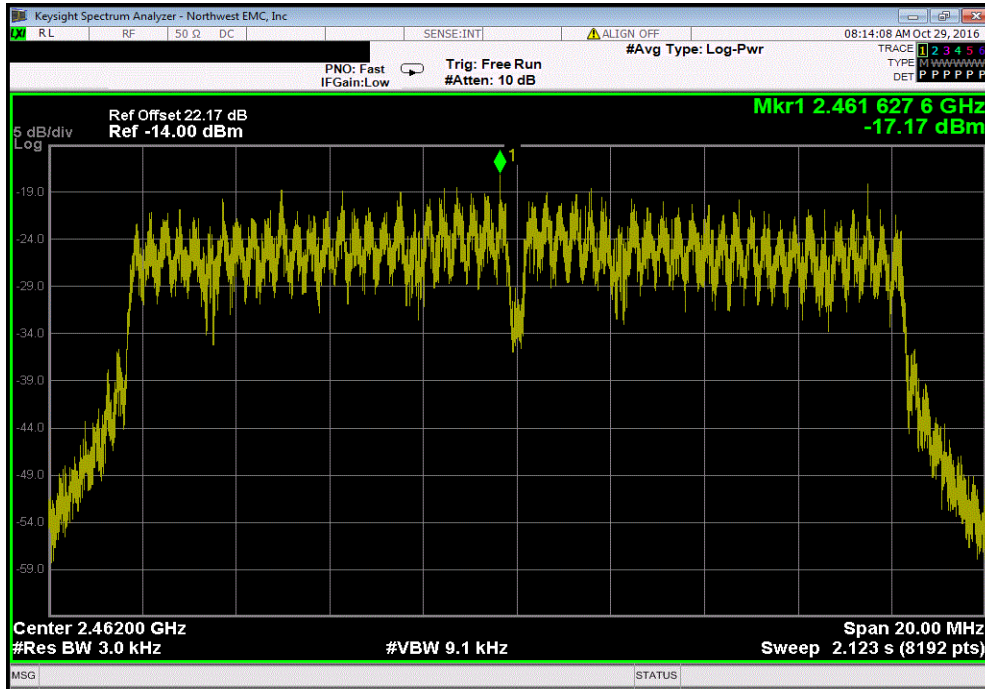
High Channel 11, 2462 MHz , 802.11(g) 36 Mbps			
Value	Limit	Results	
dBm/3kHz	< dBm/3kHz		
-17.571	8	Pass	



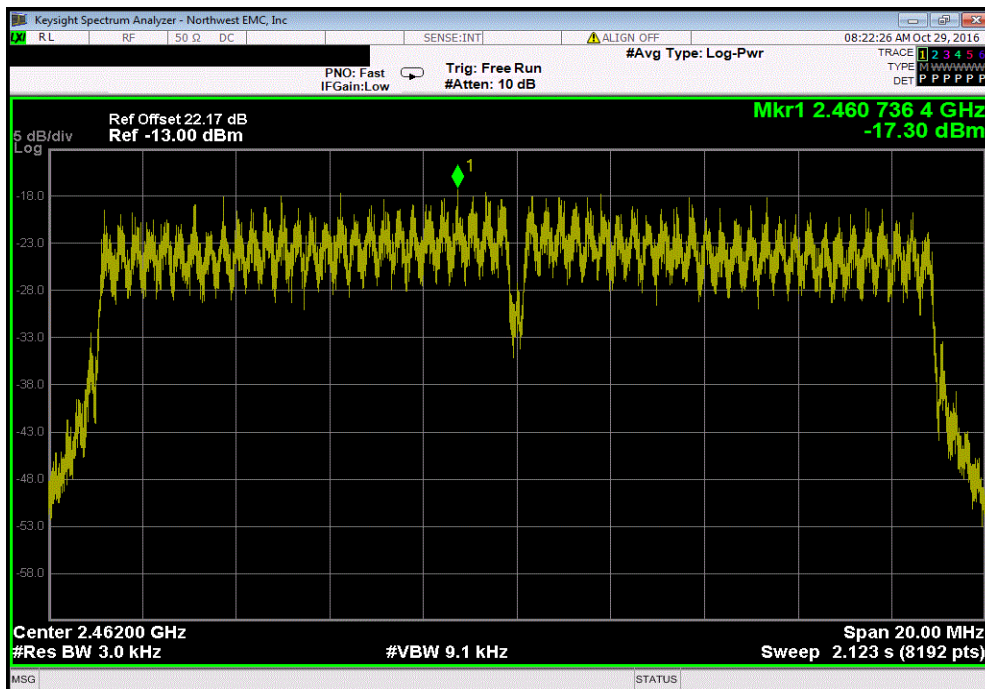


# POWER SPECTRAL DENSITY

High Channel 11, 2462 MHz , 802.11(g) 54 Mbps			
Value	Limit	Results	
dBm/3kHz	< dBm/3kHz		
-17.165	8	Pass	

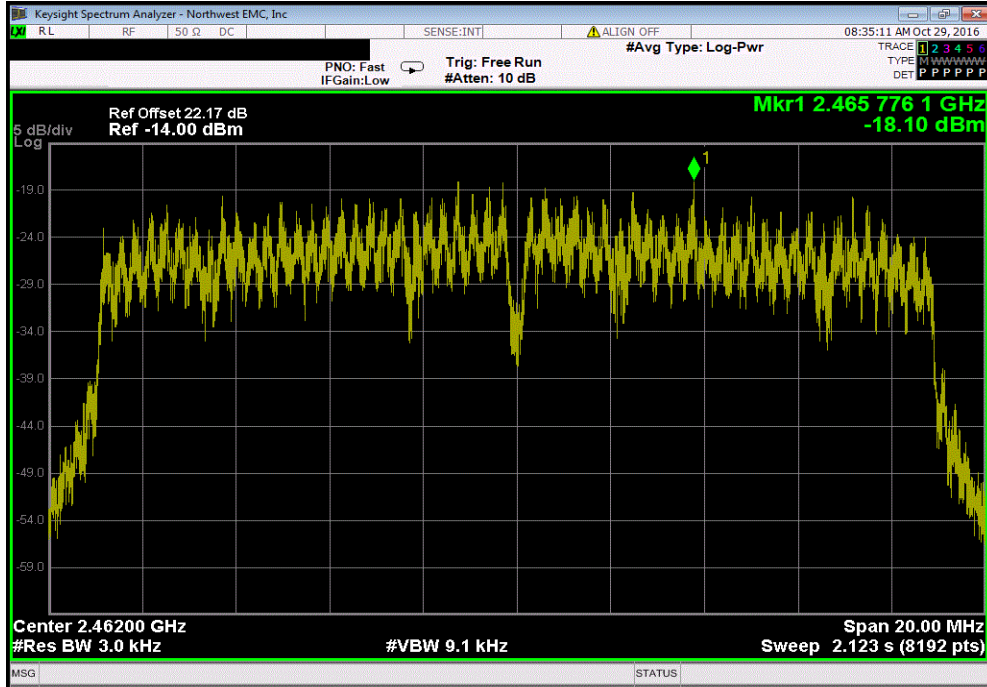


High Channel 11, 2462 MHz , 802.11(n) MCS0			
Value	Limit	Results	
dBm/3kHz	< dBm/3kHz		
-17.295	8	Pass	



# POWER SPECTRAL DENSITY

High Channel 11, 2462 MHz , 802.11(n) MCS7						
	Value	Limit	Results			
	dBm/3kHz	< dBm/3kHz				
	-18.098	8	Pass			



# BAND EDGE COMPLIANCE

Testing was performed using the mode(s) of operation and configuration(s) noted within the report. The individuals and/or the organization requesting the test provided the modes, configurations and settings used to complete the evaluation. The actual test parameters are specified in the test data, this includes items such as investigated frequency range (scanned) and test levels. The testing methods and performance specifications, as well as the test site used for the evaluation are indicated in the test data.

## TEST EQUIPMENT

Description	Manufacturer	Model	ID	Last Cal.	Cal. Due
Analyzer - Spectrum Analyzer	Keysight	N9010A	AFO	6/8/2016	6/8/2017
Generator - Signal	Agilent	N5183A	TIA	4/6/2016	4/6/2018
Cable	Micro-Coax	UFD150A-1-0720-200200	NCS	6/7/2016	6/7/2017
Attenuator	Fairview Microwave	SA4014-20	TKV	3/4/2016	3/4/2017
Block - DC	Fairview Microwave	SD3379	AMU	5/6/2016	5/6/2017

## TEST DESCRIPTION

The measurement was made using a direct connection between the RF output of the EUT and a spectrum analyzer. The spurious RF conducted emissions at the edges of the authorized bands were measured with the EUT set to low and high transmit frequencies in each available band. The channels closest to the band edges were selected. The EUT was transmitting at the data rate(s) listed in the datasheet.

The spectrum was scanned below the lower band edge and above the higher band edge.

An RMS detector was used to match the method called out for Output Power. Because the reference level was taken with an RMS detector, the attenuation requirement is -30 dBc.

# BAND EDGE COMPLIANCE

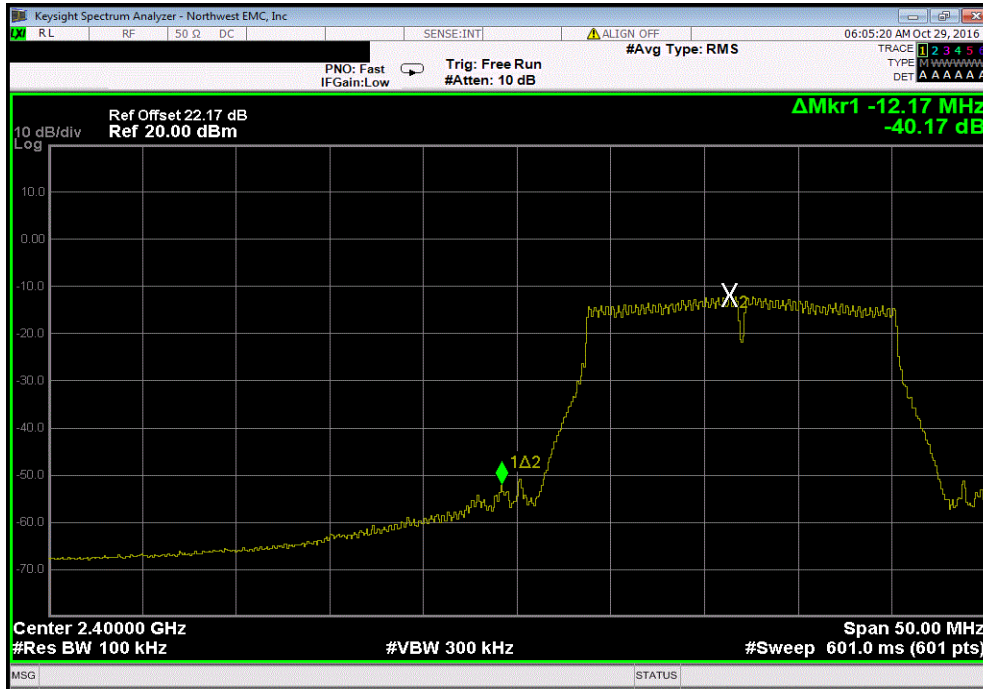


XMR 2016.05.06

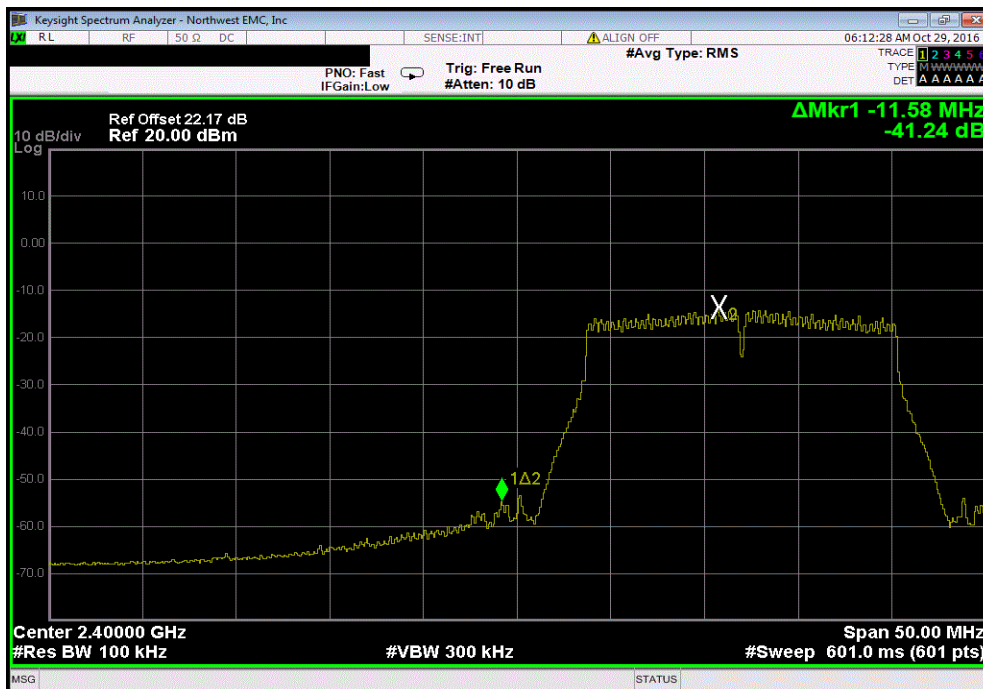
EUT: 1790		Work Order: MCSO1761	
Serial Number: DV-1-0546		Date: 10/28/16	
Customer: Microsoft Corporation		Temperature: 23 °C	
Attendees: Chaitrali Limaye		Humidity: 45% RH	
Project: None		Barometric Pres.: 1015 mbar	
Tested by: Richard Mellroth		Power: USB	
		Job Site: NC02	
TEST SPECIFICATIONS		Test Method	
FCC 15.247:2016		ANSI C63.10:2013	
COMMENTS			
Power Setting at Default. Client provided adapter cable loss of 0.7dB included in reference level offset.			
DEVIATIONS FROM TEST STANDARD			
None			
Configuration #	1	Signature	
		Value (dBc)	Limit ≤ (dBc) Result
Low Channel 1, 2412 MHz			
	802.11(g) 6 Mbps	-40.17	-30 Pass
	802.11(g) 36 Mbps	-41.24	-30 Pass
	802.11(g) 54 Mbps	-37.83	-30 Pass
	802.11(n) MCS0	-40.35	-30 Pass
	802.11(n) MCS7	-37.98	-30 Pass
High Channel 11, 2462 MHz			
	802.11(g) 6 Mbps	-51.19	-30 Pass
	802.11(g) 36 Mbps	-49.79	-30 Pass
	802.11(g) 54 Mbps	-46.35	-30 Pass
	802.11(n) MCS0	-49.12	-30 Pass
	802.11(n) MCS7	-46.82	-30 Pass

# BAND EDGE COMPLIANCE

Low Channel 1, 2412 MHz, 802.11(g) 6 Mbps						
	Value	Limit	Result			
	(dBc)	≤ (dBc)				
	-40.17	-30	Pass			

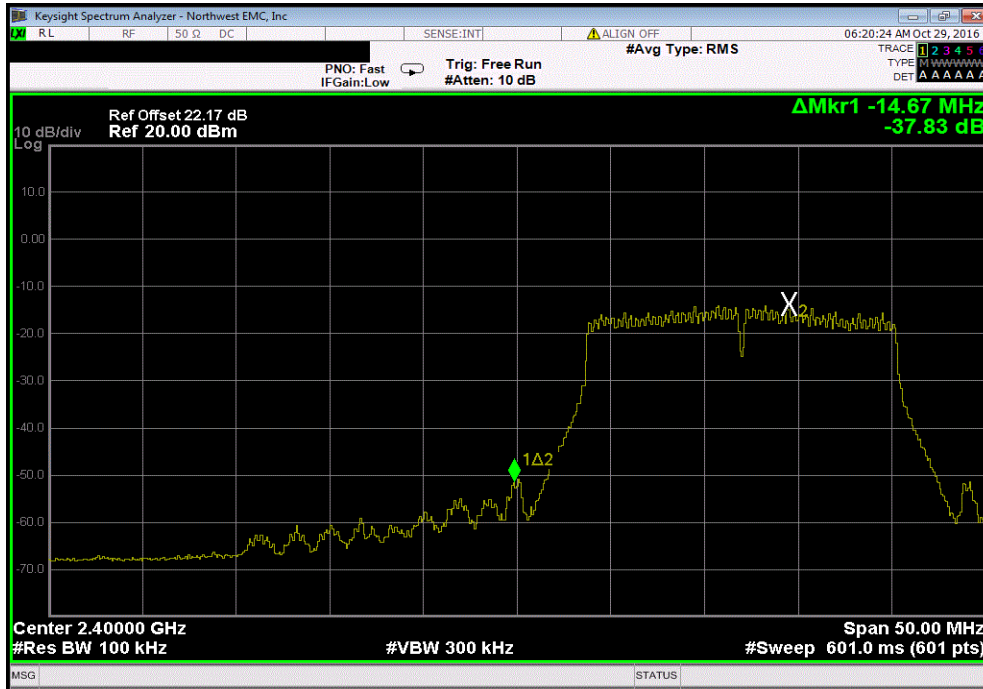


Low Channel 1, 2412 MHz, 802.11(g) 36 Mbps						
	Value	Limit	Result			
	(dBc)	≤ (dBc)				
	-41.24	-30	Pass			

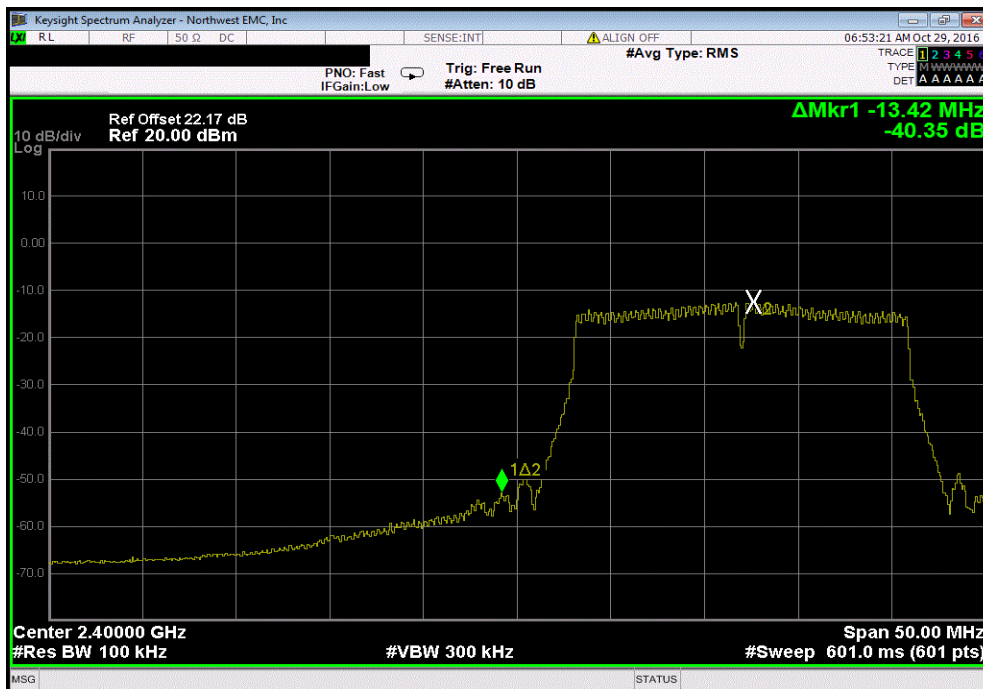


# BAND EDGE COMPLIANCE

Low Channel 1, 2412 MHz, 802.11(g) 54 Mbps						
	Value	Limit	Result			
	(dBc)	≤ (dBc)				
	-37.83	-30	Pass			

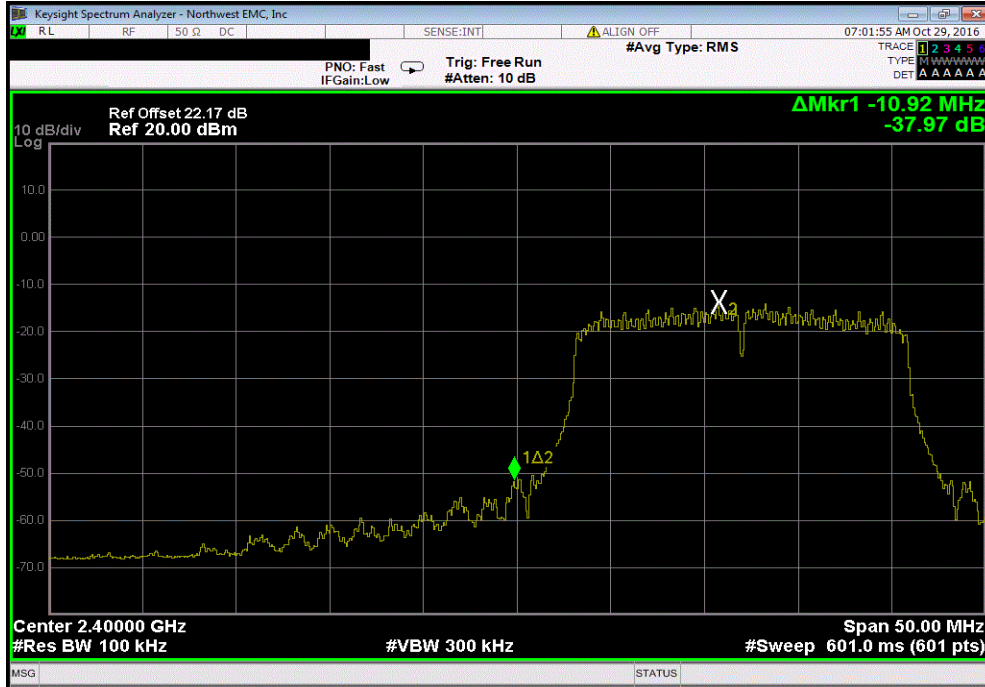


Low Channel 1, 2412 MHz, 802.11(n) MCS0						
	Value	Limit	Result			
	(dBc)	≤ (dBc)				
	-40.35	-30	Pass			

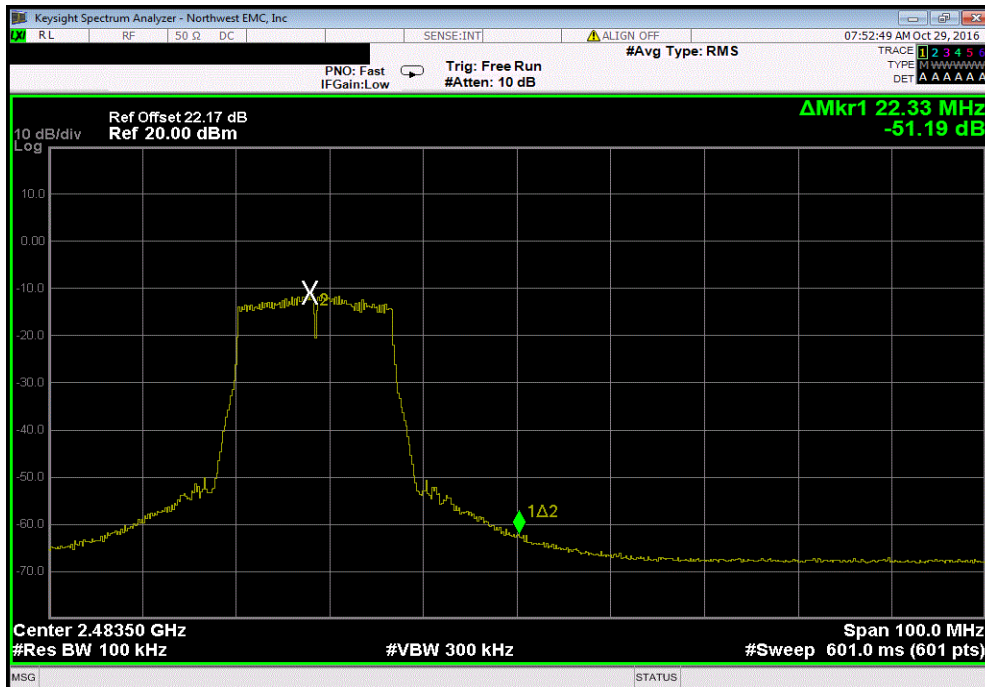


# BAND EDGE COMPLIANCE

Low Channel 1, 2412 MHz, 802.11(n) MCS7						
	Value	Limit	Result			
	(dBc)	≤ (dBc)				
	-37.98	-30	Pass			

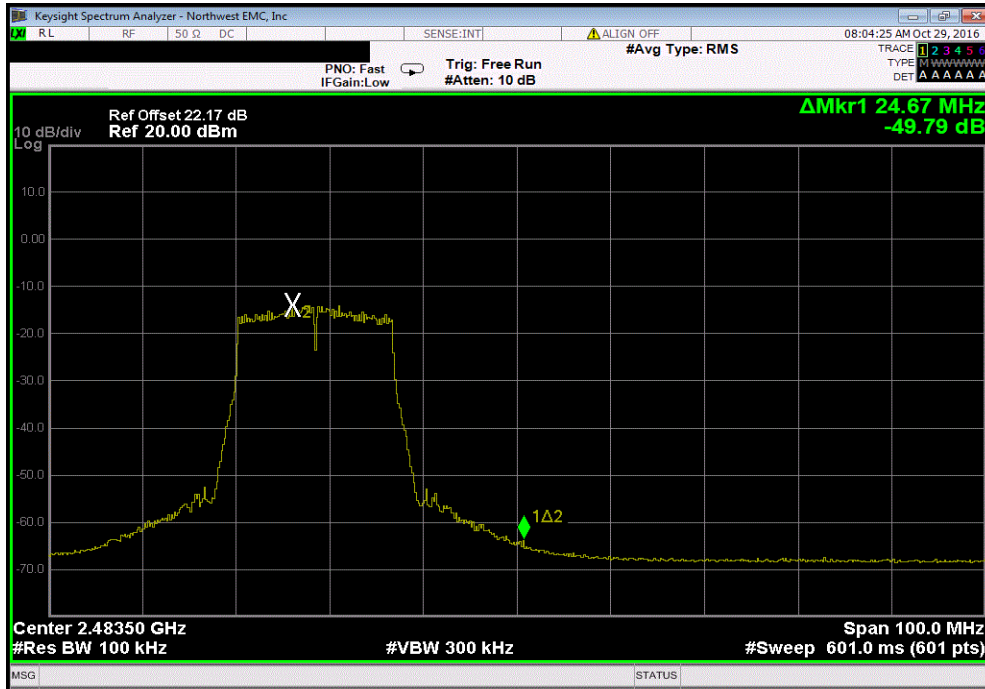


High Channel 11, 2462 MHz, 802.11(g) 6 Mbps						
	Value	Limit	Result			
	(dBc)	≤ (dBc)				
	-51.19	-30	Pass			

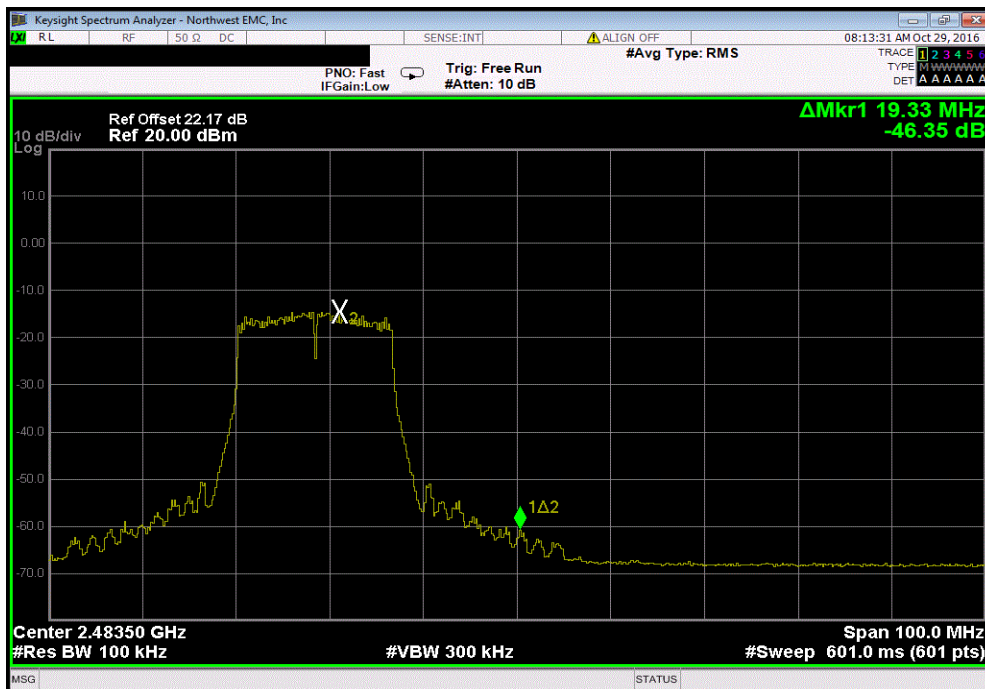


# BAND EDGE COMPLIANCE

High Channel 11, 2462 MHz , 802.11(g) 36 Mbps			
	Value (dBc)	Limit ≤ (dBc)	Result
	-49.79	-30	Pass



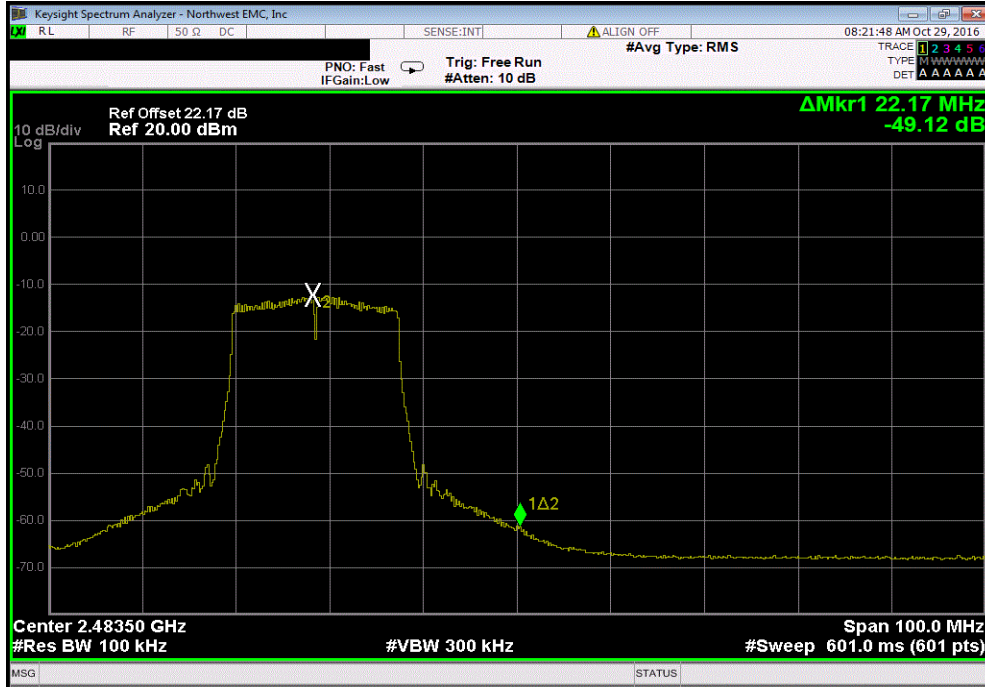
High Channel 11, 2462 MHz , 802.11(g) 54 Mbps			
	Value (dBc)	Limit ≤ (dBc)	Result
	-46.35	-30	Pass



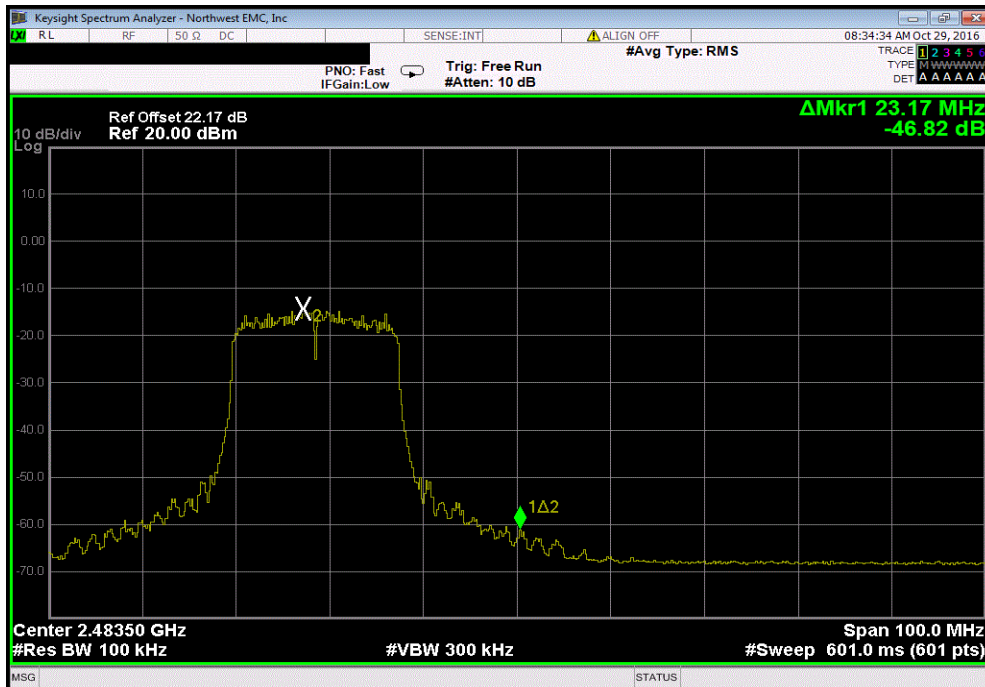


# BAND EDGE COMPLIANCE

High Channel 11, 2462 MHz , 802.11(n) MCS0						
	Value	Limit	Result			
	(dBc)	≤ (dBc)				
	-49.12	-30	Pass			



High Channel 11, 2462 MHz , 802.11(n) MCS7						
	Value	Limit	Result			
	(dBc)	≤ (dBc)				
	-46.82	-30	Pass			



# SPURIOUS CONDUCTED EMISSIONS

Testing was performed using the mode(s) of operation and configuration(s) noted within the report. The individuals and/or the organization requesting the test provided the modes, configurations and settings used to complete the evaluation. The actual test parameters are specified in the test data, this includes items such as investigated frequency range (scanned) and test levels. The testing methods and performance specifications, as well as the test site used for the evaluation are indicated in the test data.

## TEST EQUIPMENT

Description	Manufacturer	Model	ID	Last Cal.	Cal. Due
Analyzer - Spectrum Analyzer	Keysight	N9010A	AFO	6/8/2016	6/8/2017
Generator - Signal	Agilent	N5183A	TIA	4/6/2016	4/6/2018
Cable	Micro-Coax	UFD150A-1-0720-200200	NCS	6/7/2016	6/7/2017
Attenuator	Fairview Microwave	SA4014-20	TKV	3/4/2016	3/4/2017
Block - DC	Fairview Microwave	SD3379	AMU	5/6/2016	5/6/2017

## TEST DESCRIPTION

The measurement was made using a direct connection between the RF output of the EUT and a spectrum analyzer. The spurious RF conducted emissions were measured with the EUT set to low, medium and high transmit frequencies. The EUT was transmitting at the data rate(s) listed in the datasheet. For each transmit frequency, the spectrum was scanned throughout the specified frequency range.

# SPURIOUS CONDUCTED EMISSIONS

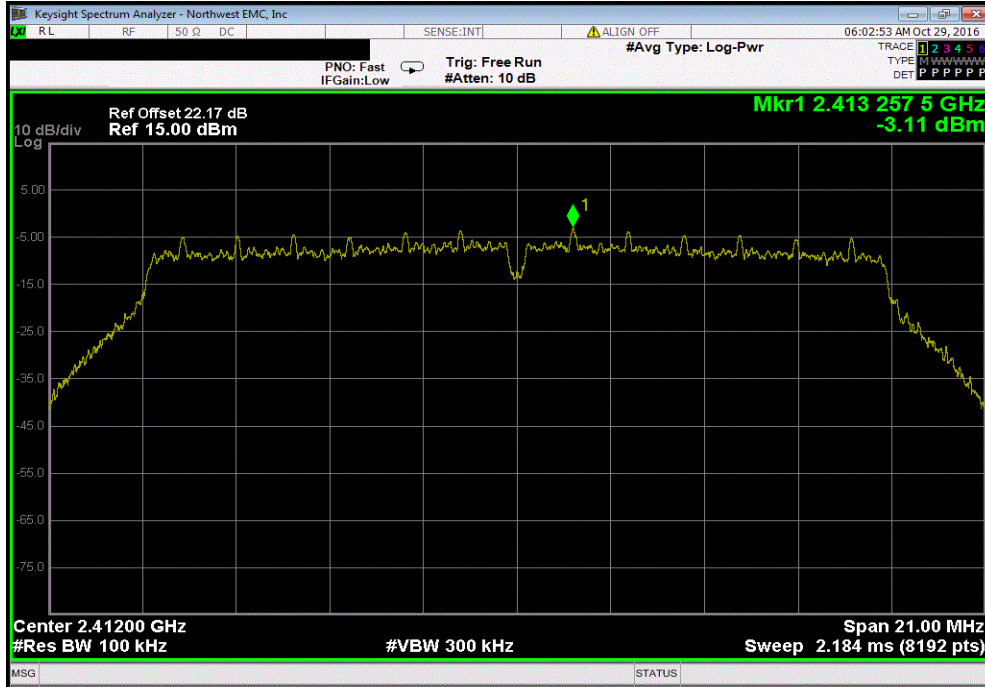


XMtr 2016.05.06

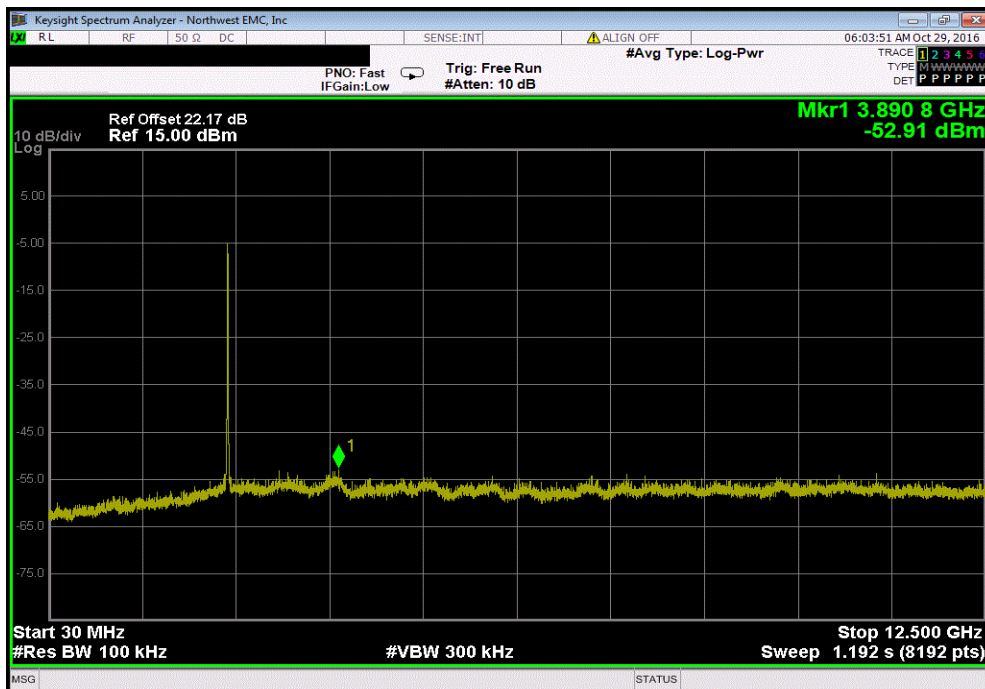
EUT: 1790		Work Order: MCSO1761		
Serial Number: DV-1-0546		Date: 10/28/16		
Customer: Microsoft Corporation		Temperature: 23 °C		
Attendees: Chaitrali Limaye		Humidity: 45% RH		
Project: None		Barometric Pres.: 1015 mbar		
Tested by: Richard Mellroth		Power: USB		
Job Site: NC02				
TEST SPECIFICATIONS		Test Method		
FCC 15.247:2016		ANSI C63.10:2013		
COMMENTS				
Power Setting at Default. Client provided adapter cable loss of 0.7dB included in reference level offset.				
DEVIATIONS FROM TEST STANDARD				
None				
Configuration #	1	Signature		
	Frequency Range	Max Value (dBc)	Limit ≤ (dBc)	Result
<b>Low Channel 1, 2412 MHz</b>				
802.11(g) 6 Mbps	Fundamental	N/A	N/A	N/A
802.11(g) 6 Mbps	30 MHz - 12.5 GHz	-49.8	-30	Pass
802.11(g) 6 Mbps	12.5 GHz - 25 GHz	-47.65	-30	Pass
802.11(g) 36 Mbps	Fundamental	N/A	N/A	N/A
802.11(g) 36 Mbps	30 MHz - 12.5 GHz	-50.21	-30	Pass
802.11(g) 36 Mbps	12.5 GHz - 25 GHz	-47.78	-30	Pass
802.11(g) 54 Mbps	Fundamental	N/A	N/A	N/A
802.11(g) 54 Mbps	30 MHz - 12.5 GHz	-48.47	-30	Pass
802.11(g) 54 Mbps	12.5 GHz - 25 GHz	-47.92	-30	Pass
802.11(n) MCS0	Fundamental	N/A	N/A	N/A
802.11(n) MCS0	30 MHz - 12.5 GHz	-50.25	-30	Pass
802.11(n) MCS0	12.5 GHz - 25 GHz	-47.71	-30	Pass
802.11(n) MCS7	Fundamental	N/A	N/A	N/A
802.11(n) MCS7	30 MHz - 12.5 GHz	-49.29	-30	Pass
802.11(n) MCS7	12.5 GHz - 25 GHz	-48.17	-30	Pass
<b>Mid Channel 6, 2437 MHz</b>				
802.11(g) 6 Mbps	Fundamental	N/A	N/A	N/A
802.11(g) 6 Mbps	30 MHz - 12.5 GHz	-51.03	-30	Pass
802.11(g) 6 Mbps	12.5 GHz - 25 GHz	-48.51	-30	Pass
802.11(g) 36 Mbps	Fundamental	N/A	N/A	N/A
802.11(g) 36 Mbps	30 MHz - 12.5 GHz	-50.52	-30	Pass
802.11(g) 36 Mbps	12.5 GHz - 25 GHz	-47.8	-30	Pass
802.11(g) 54 Mbps	Fundamental	N/A	N/A	N/A
802.11(g) 54 Mbps	30 MHz - 12.5 GHz	-50.84	-30	Pass
802.11(g) 54 Mbps	12.5 GHz - 25 GHz	-48.34	-30	Pass
802.11(n) MCS0	Fundamental	N/A	N/A	N/A
802.11(n) MCS0	30 MHz - 12.5 GHz	-50.39	-30	Pass
802.11(n) MCS0	12.5 GHz - 25 GHz	-47.86	-30	Pass
802.11(n) MCS7	Fundamental	N/A	N/A	N/A
802.11(n) MCS7	30 MHz - 12.5 GHz	-50.89	-30	Pass
802.11(n) MCS7	12.5 GHz - 25 GHz	-47.83	-30	Pass
<b>High Channel 11, 2462 MHz</b>				
802.11(g) 6 Mbps	Fundamental	N/A	N/A	N/A
802.11(g) 6 Mbps	30 MHz - 12.5 GHz	-50.18	-30	Pass
802.11(g) 6 Mbps	12.5 GHz - 25 GHz	-48.21	-30	Pass
802.11(g) 36 Mbps	Fundamental	N/A	N/A	N/A
802.11(g) 36 Mbps	30 MHz - 12.5 GHz	-50.4	-30	Pass
802.11(g) 36 Mbps	12.5 GHz - 25 GHz	-48.38	-30	Pass
802.11(g) 54 Mbps	Fundamental	N/A	N/A	N/A
802.11(g) 54 Mbps	30 MHz - 12.5 GHz	-51.5	-30	Pass
802.11(g) 54 Mbps	12.5 GHz - 25 GHz	-48.1	-30	Pass
802.11(n) MCS0	Fundamental	N/A	N/A	N/A
802.11(n) MCS0	30 MHz - 12.5 GHz	-50.72	-30	Pass
802.11(n) MCS0	12.5 GHz - 25 GHz	-47.23	-30	Pass
802.11(n) MCS7	Fundamental	N/A	N/A	N/A
802.11(n) MCS7	30 MHz - 12.5 GHz	-50.62	-30	Pass
802.11(n) MCS7	12.5 GHz - 25 GHz	-48.39	-30	Pass

# SPURIOUS CONDUCTED EMISSIONS

Low Channel 1, 2412 MHz, 802.11(g) 6 Mbps					
Frequency Range	Max Value (dBc)	Limit ≤ (dBc)	Result		
Fundamental	N/A	N/A	N/A		

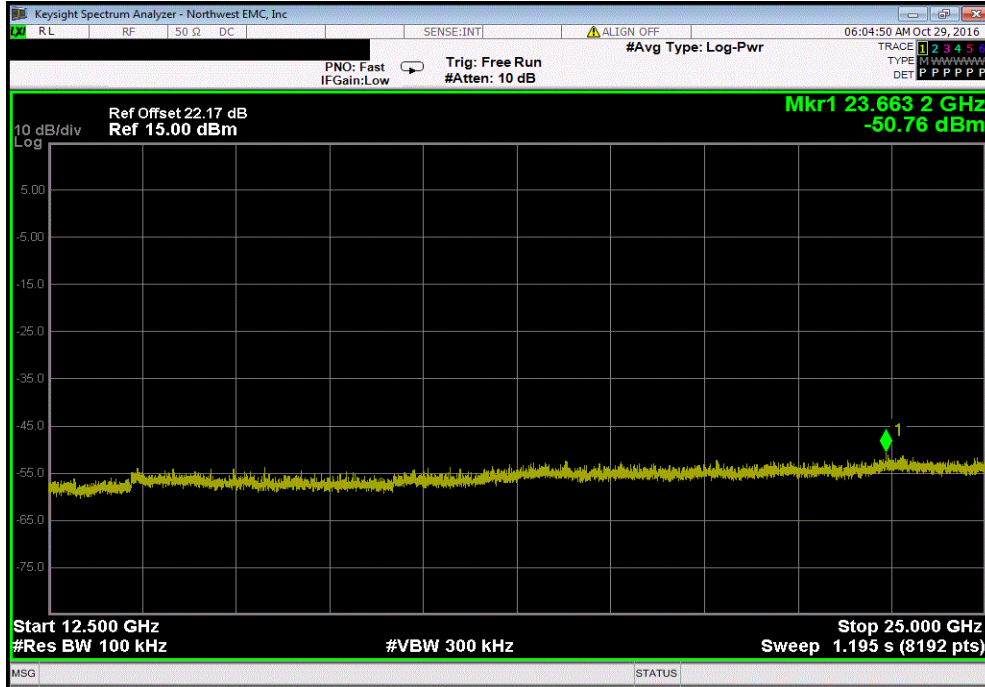


Low Channel 1, 2412 MHz, 802.11(g) 6 Mbps					
Frequency Range	Max Value (dBc)	Limit ≤ (dBc)	Result		
30 MHz - 12.5 GHz	-49.8	-30	Pass		

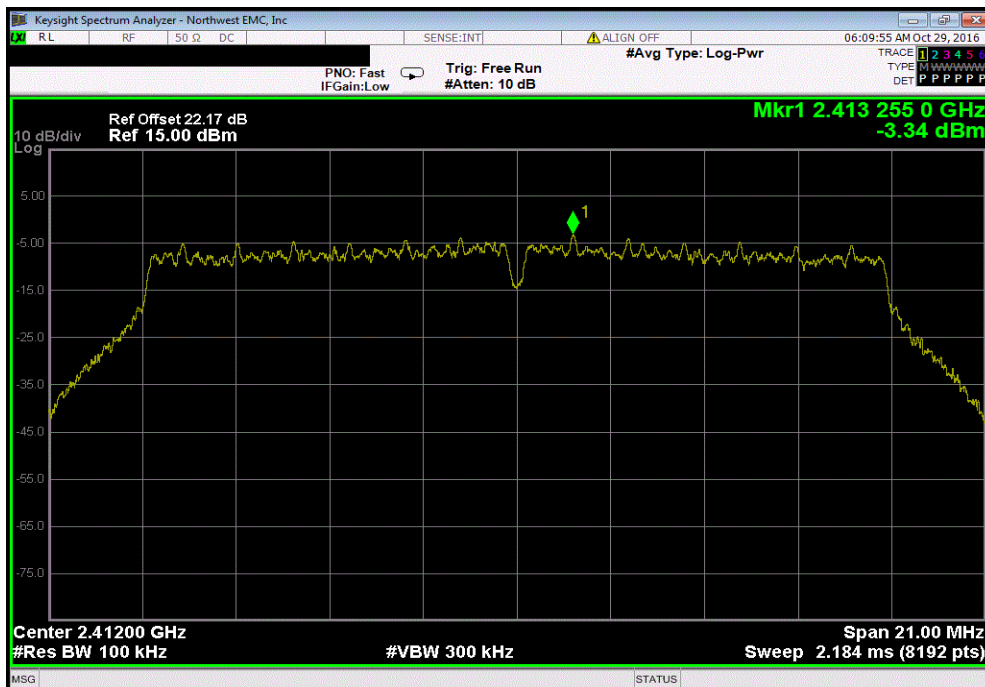


# SPURIOUS CONDUCTED EMISSIONS

Low Channel 1, 2412 MHz, 802.11(g) 6 Mbps				
Frequency Range	Max Value (dBc)	Limit ≤ (dBc)	Result	
12.5 GHz - 25 GHz	-47.65	-30	Pass	

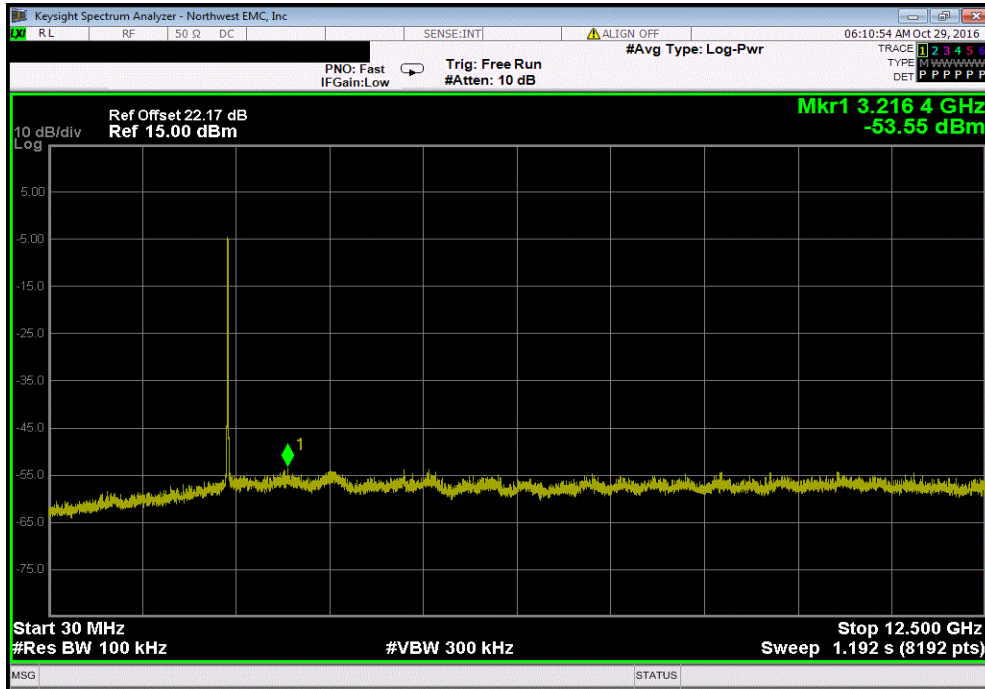


Low Channel 1, 2412 MHz, 802.11(g) 36 Mbps				
Frequency Range	Max Value (dBc)	Limit ≤ (dBc)	Result	
Fundamental	N/A	N/A	N/A	

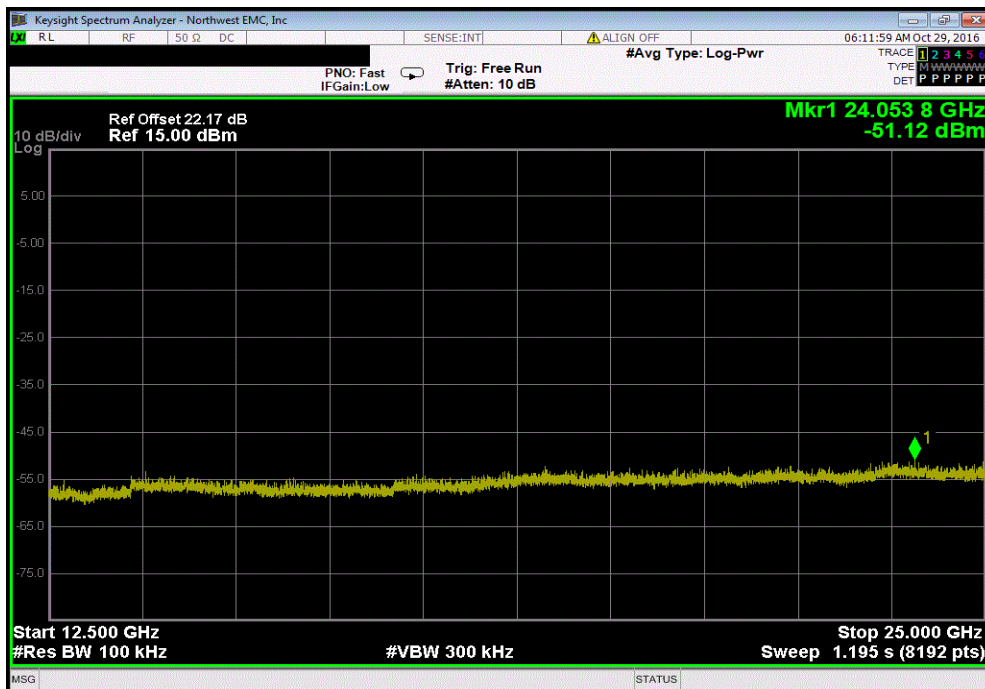


# SPURIOUS CONDUCTED EMISSIONS

Low Channel 1, 2412 MHz, 802.11(g) 36 Mbps				
Frequency Range	Max Value (dBc)	Limit ≤ (dBc)	Result	
30 MHz - 12.5 GHz	-50.21	-30	Pass	

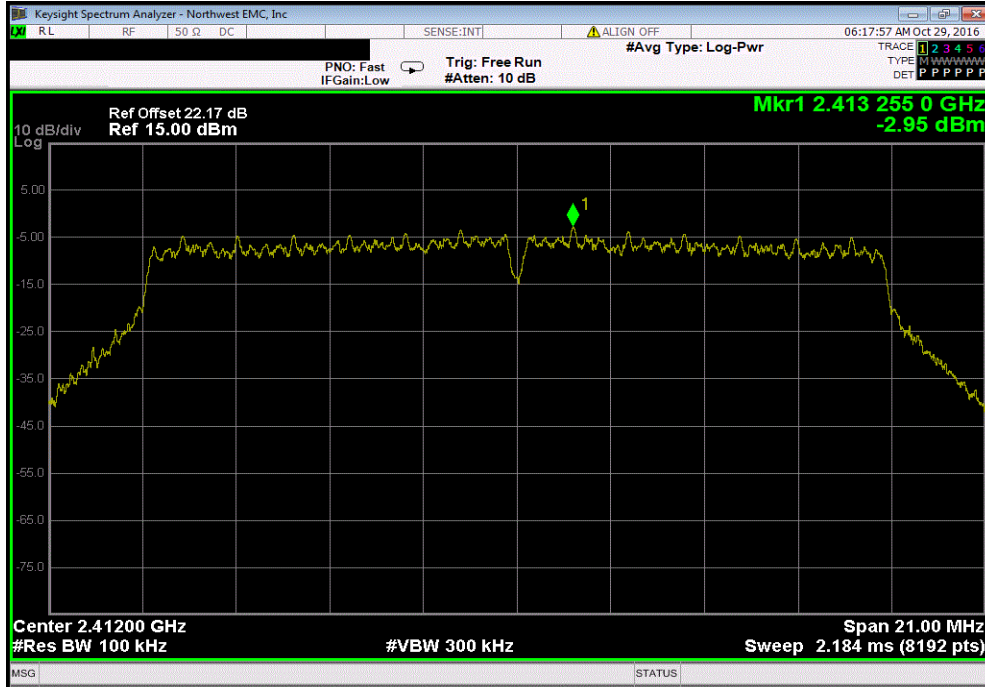


Low Channel 1, 2412 MHz, 802.11(g) 36 Mbps				
Frequency Range	Max Value (dBc)	Limit ≤ (dBc)	Result	
12.5 GHz - 25 GHz	-47.78	-30	Pass	

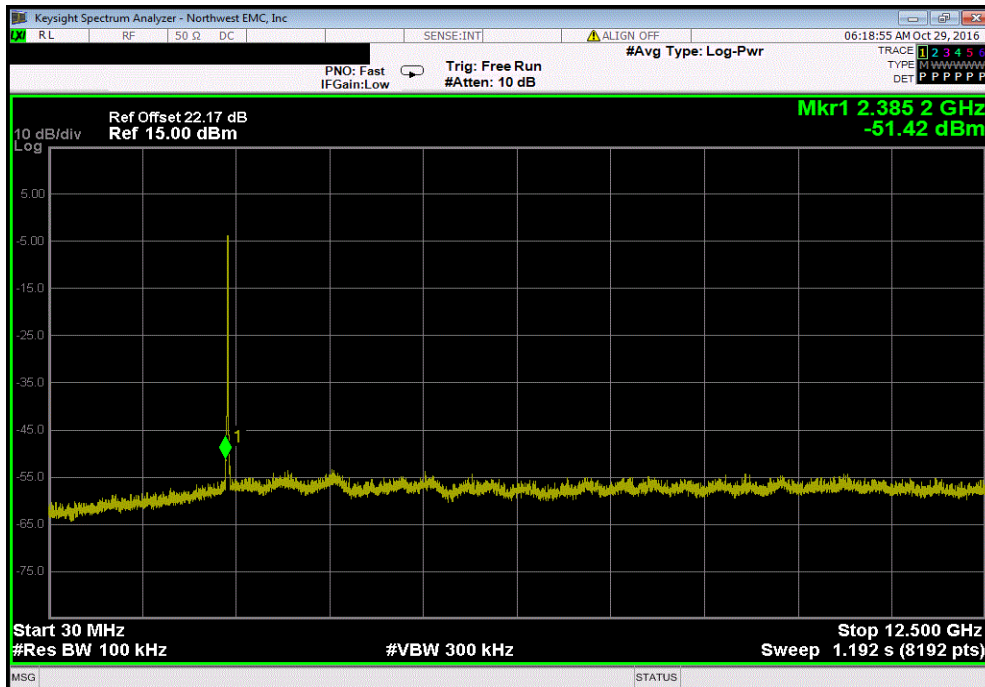


# SPURIOUS CONDUCTED EMISSIONS

Low Channel 1, 2412 MHz, 802.11(g) 54 Mbps					
Frequency Range	Max Value (dBc)	Limit ≤ (dBc)	Result		
Fundamental	N/A	N/A	N/A		

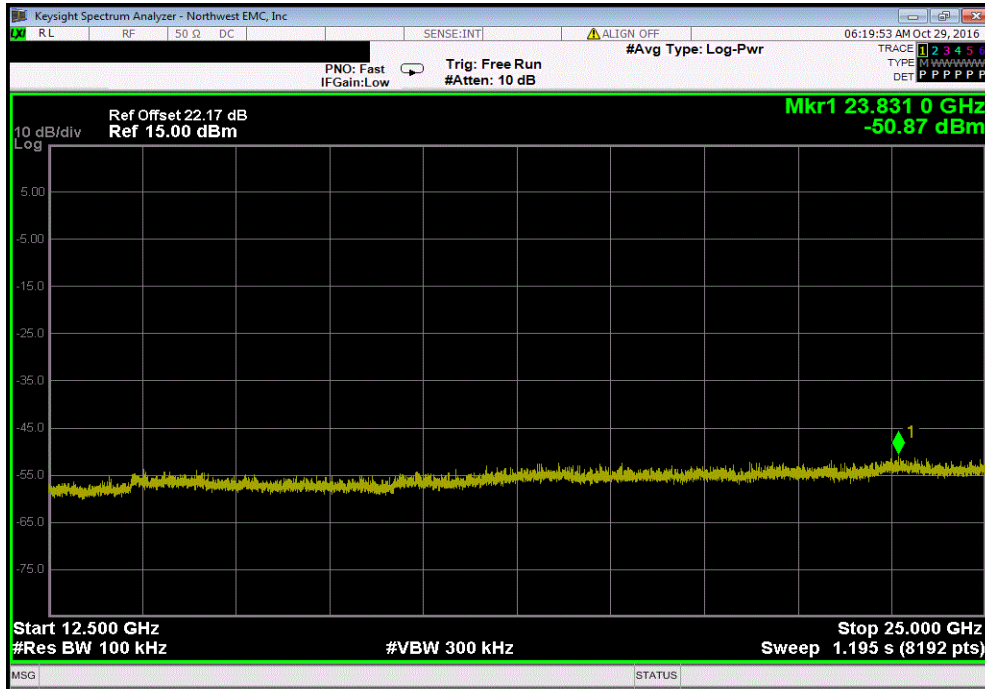


Low Channel 1, 2412 MHz, 802.11(g) 54 Mbps					
Frequency Range	Max Value (dBc)	Limit ≤ (dBc)	Result		
30 MHz - 12.5 GHz	-48.47	-30	Pass		

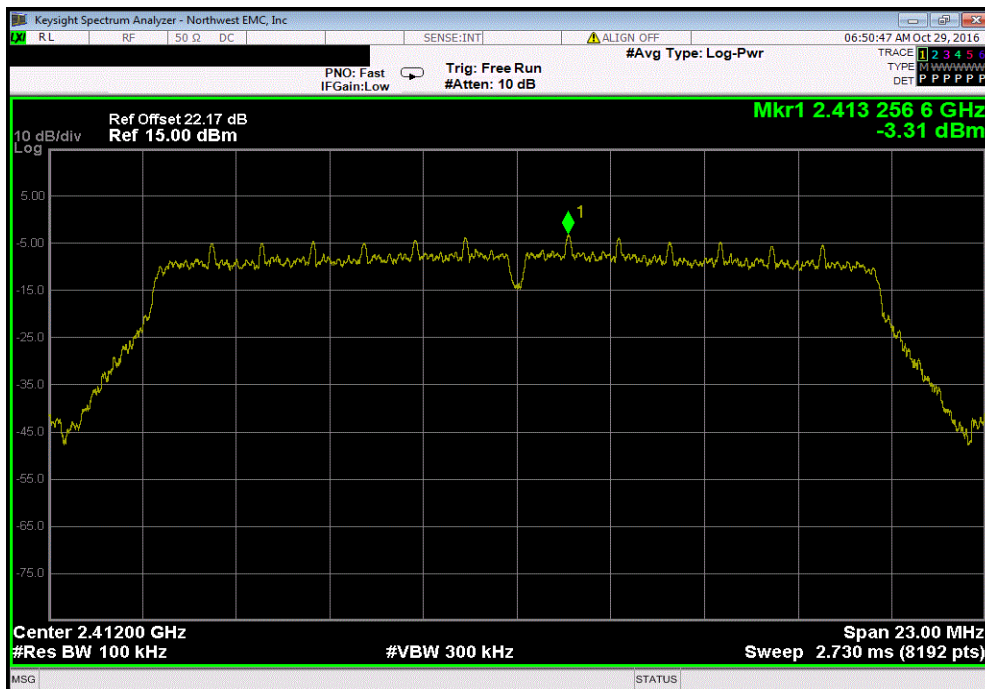


# SPURIOUS CONDUCTED EMISSIONS

Low Channel 1, 2412 MHz, 802.11(g) 54 Mbps				
Frequency Range	Max Value (dBc)	Limit ≤ (dBc)	Result	
12.5 GHz - 25 GHz	-47.92	-30	Pass	



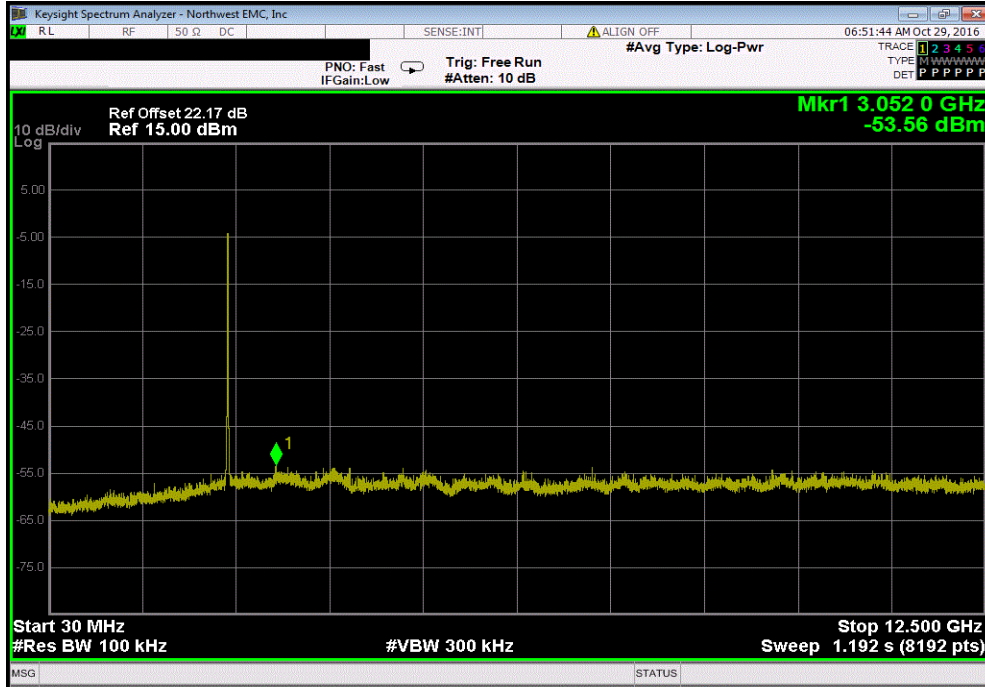
Low Channel 1, 2412 MHz, 802.11(n) MCS0				
Frequency Range	Max Value (dBc)	Limit ≤ (dBc)	Result	
Fundamental	N/A	N/A	N/A	



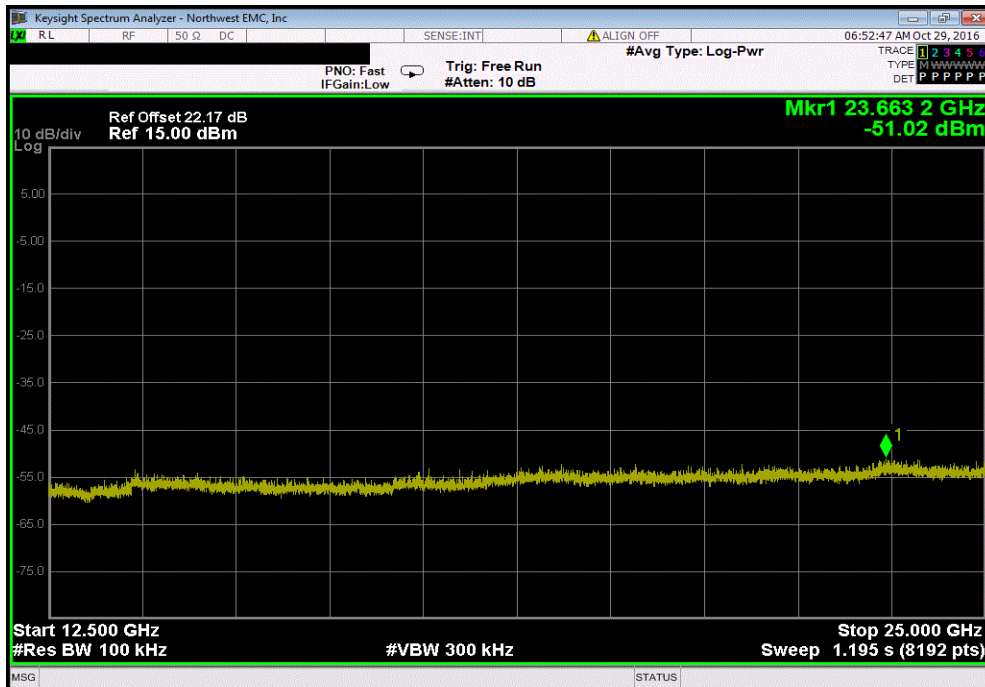


# SPURIOUS CONDUCTED EMISSIONS

Low Channel 1, 2412 MHz, 802.11(n) MCS0				
Frequency Range	Max Value (dBc)	Limit ≤ (dBc)	Result	
30 MHz - 12.5 GHz	-50.25	-30	Pass	

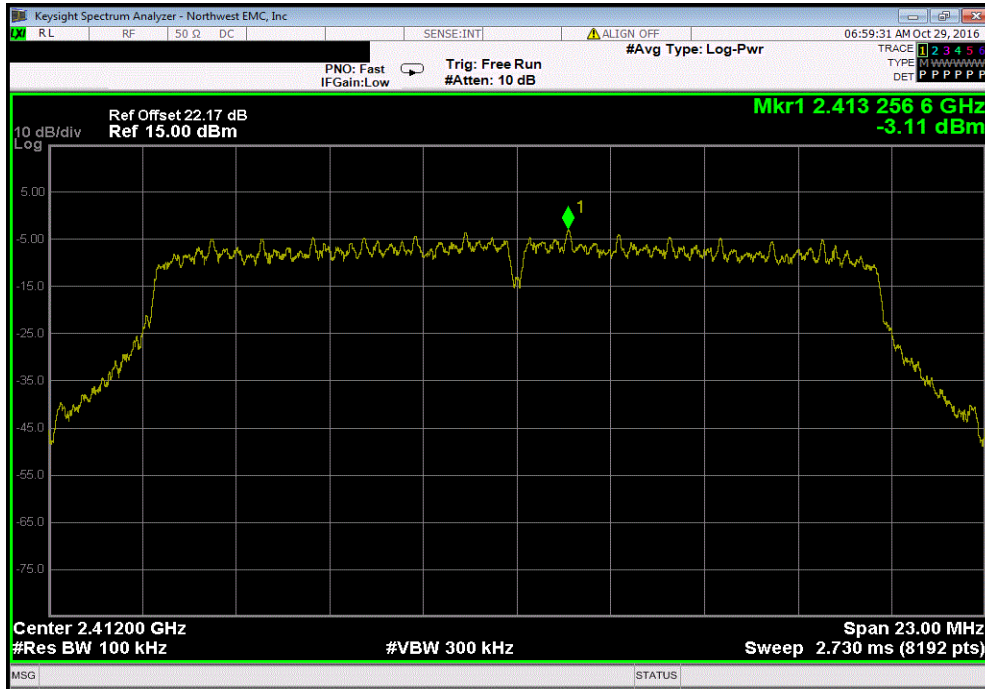


Low Channel 1, 2412 MHz, 802.11(n) MCS0				
Frequency Range	Max Value (dBc)	Limit ≤ (dBc)	Result	
12.5 GHz - 25 GHz	-47.71	-30	Pass	

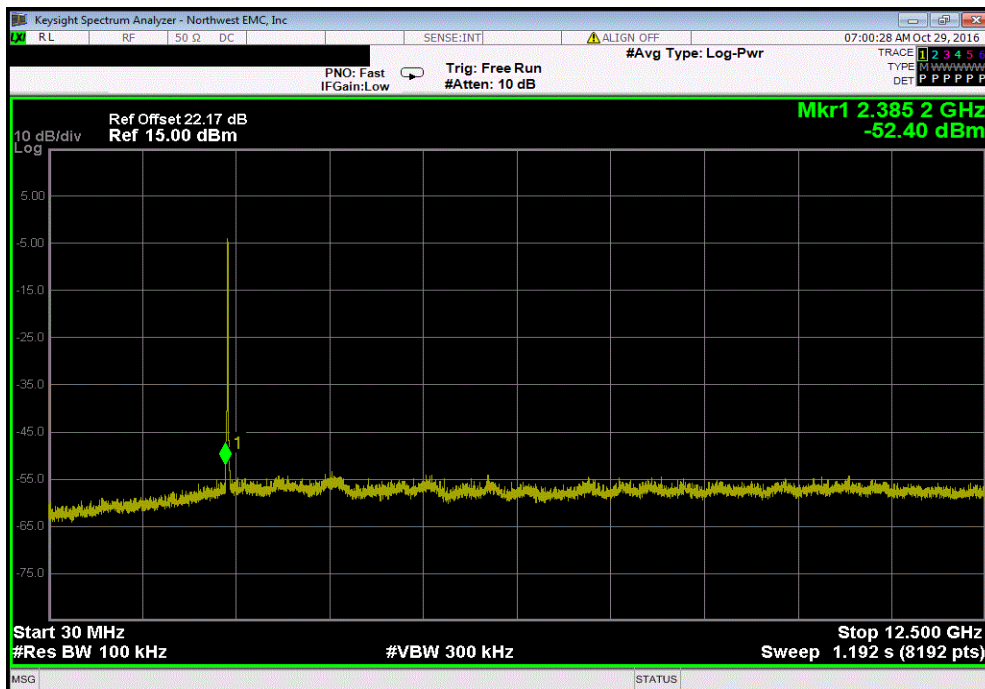


# SPURIOUS CONDUCTED EMISSIONS

Low Channel 1, 2412 MHz, 802.11(n) MCS7					
Frequency Range	Max Value (dBc)	Limit ≤ (dBc)	Result		
Fundamental	N/A	N/A	N/A		

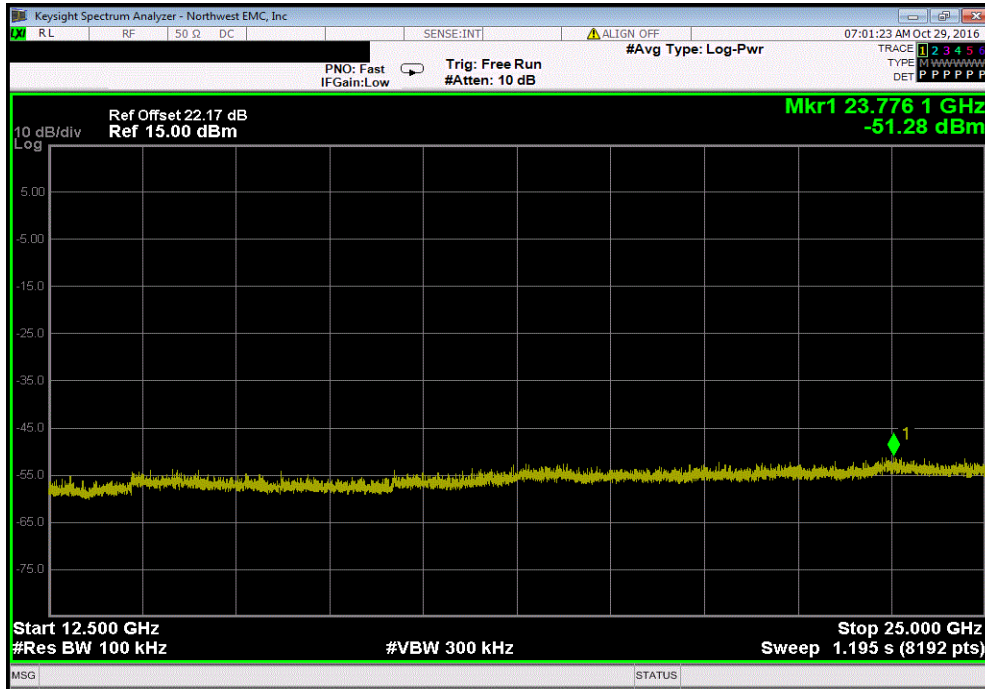


Low Channel 1, 2412 MHz, 802.11(n) MCS7					
Frequency Range	Max Value (dBc)	Limit ≤ (dBc)	Result		
30 MHz - 12.5 GHz	-49.29	-30	Pass		

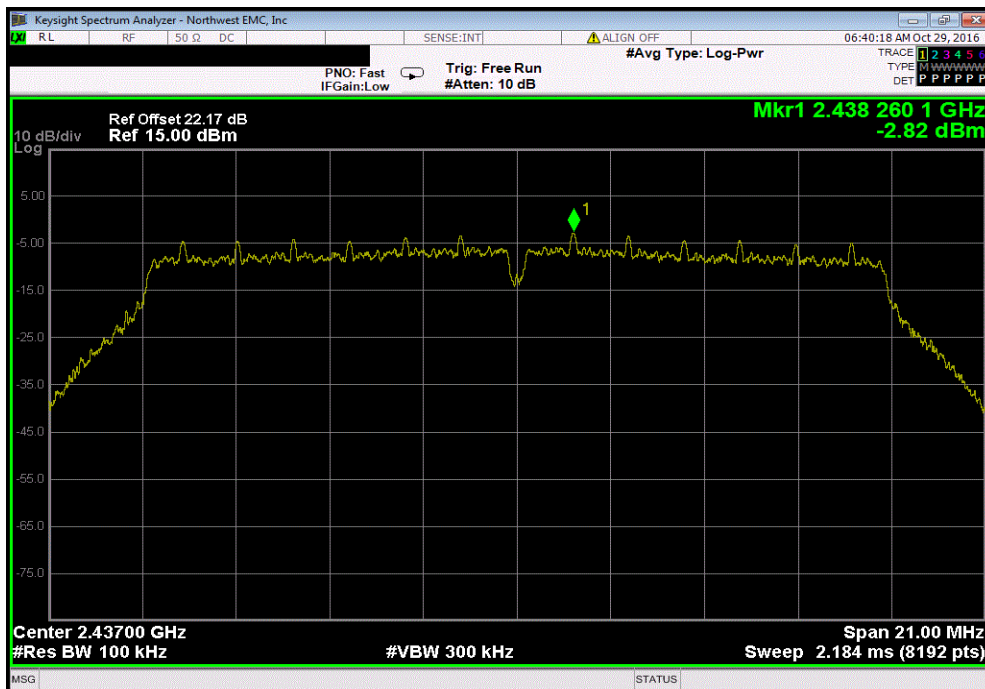


# SPURIOUS CONDUCTED EMISSIONS

Low Channel 1, 2412 MHz, 802.11(n) MCS7				
Frequency Range	Max Value (dBc)	Limit ≤ (dBc)	Result	
12.5 GHz - 25 GHz	-48.17	-30	Pass	

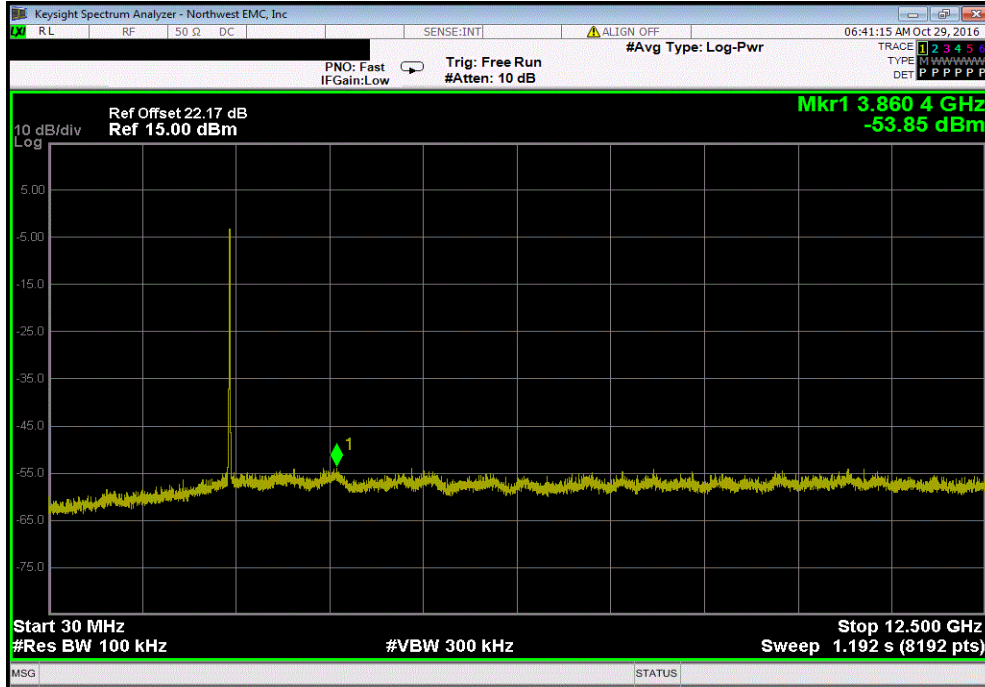


Mid Channel 6, 2437 MHz, 802.11(g) 6 Mbps				
Frequency Range	Max Value (dBc)	Limit ≤ (dBc)	Result	
Fundamental	N/A	N/A	N/A	

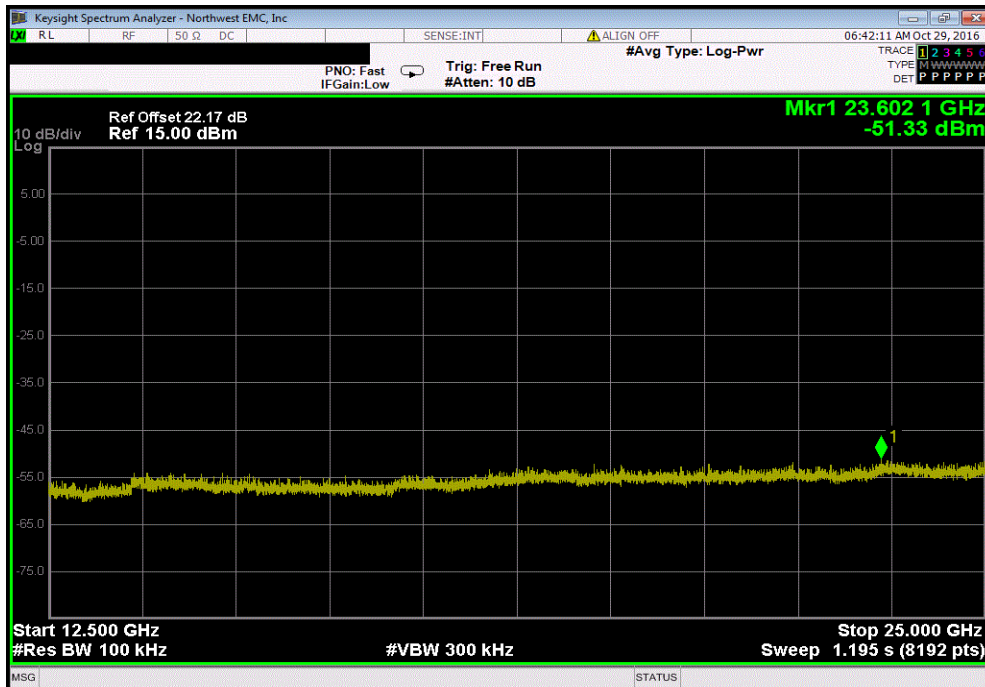


# SPURIOUS CONDUCTED EMISSIONS

Mid Channel 6, 2437 MHz, 802.11(g) 6 Mbps				
Frequency Range	Max Value (dBc)	Limit ≤ (dBc)	Result	
30 MHz - 12.5 GHz	-51.03	-30	Pass	

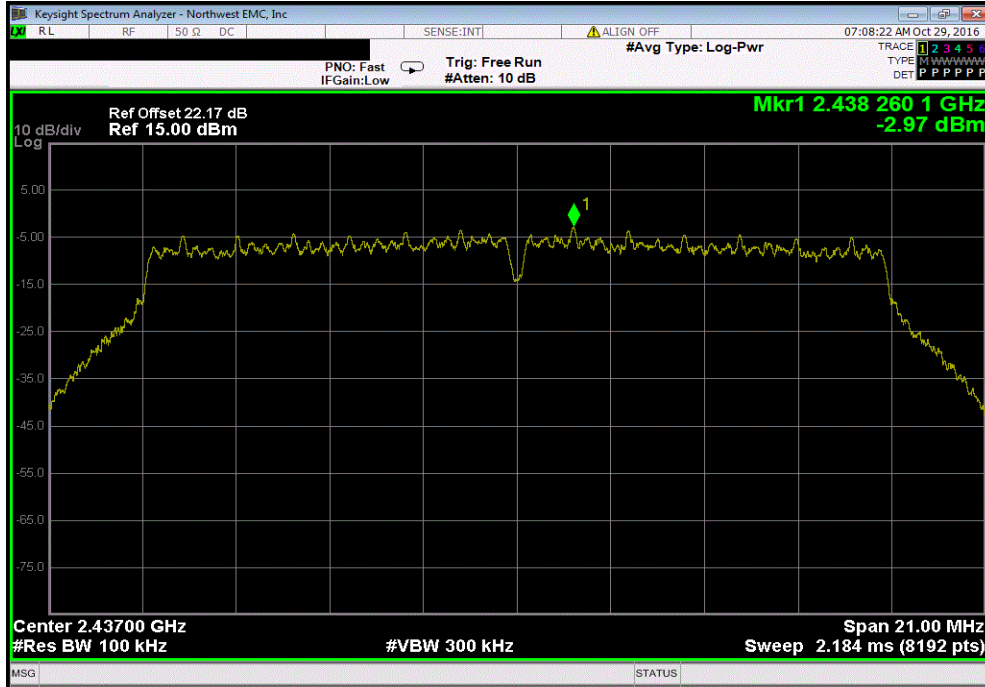


Mid Channel 6, 2437 MHz, 802.11(g) 6 Mbps				
Frequency Range	Max Value (dBc)	Limit ≤ (dBc)	Result	
12.5 GHz - 25 GHz	-48.51	-30	Pass	

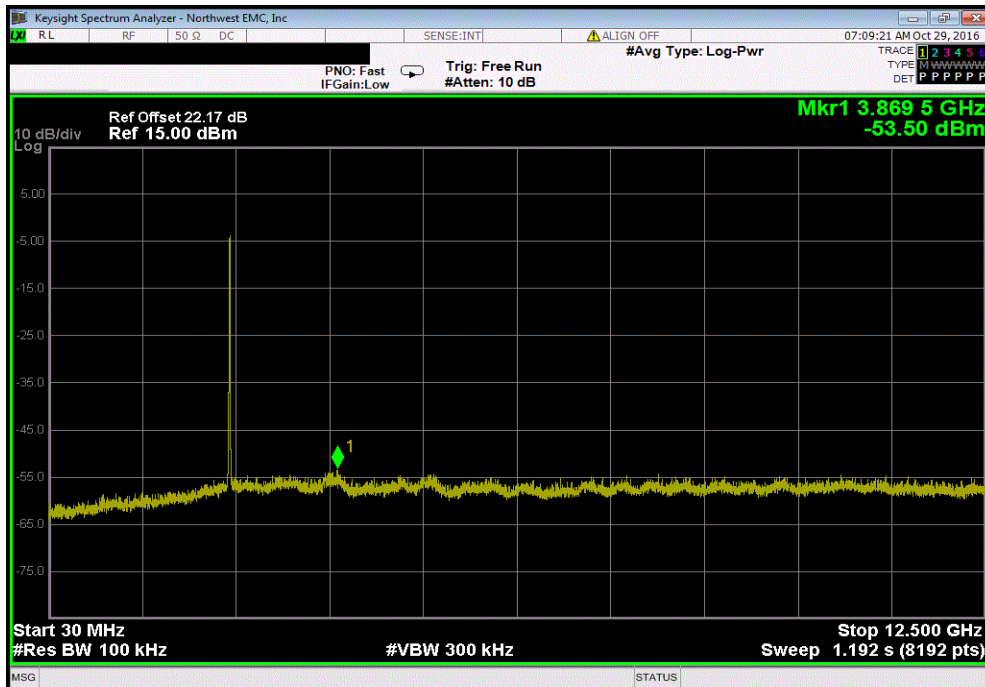


# SPURIOUS CONDUCTED EMISSIONS

Mid Channel 6, 2437 MHz, 802.11(g) 36 Mbps					
Frequency Range	Max Value (dBc)	Limit ≤ (dBc)	Result		
Fundamental	N/A	N/A	N/A		

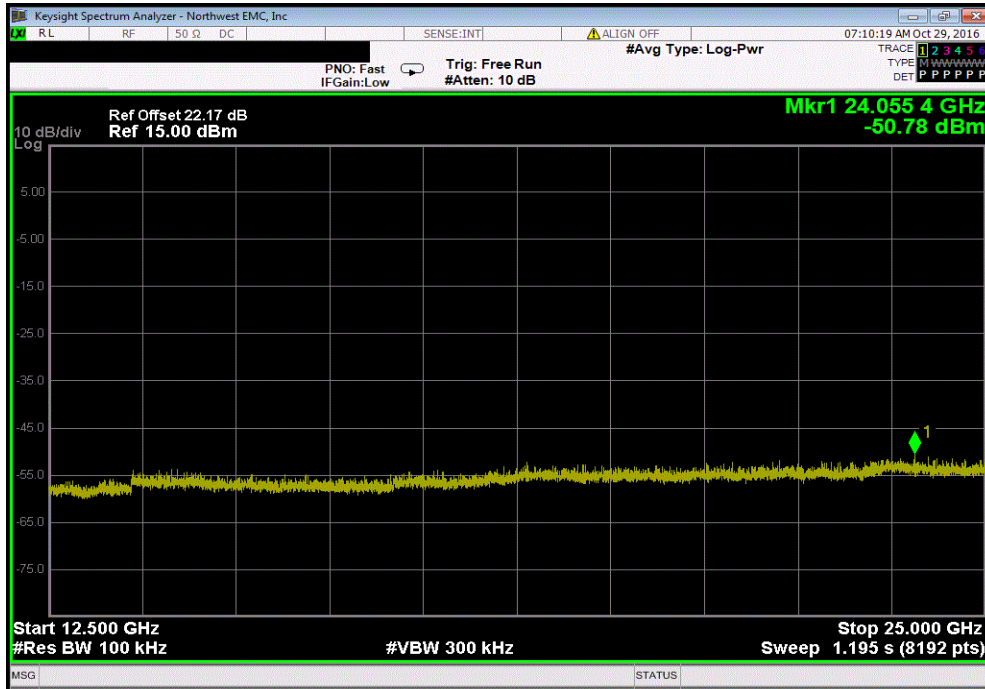


Mid Channel 6, 2437 MHz, 802.11(g) 36 Mbps					
Frequency Range	Max Value (dBc)	Limit ≤ (dBc)	Result		
30 MHz - 12.5 GHz	-50.52	-30	Pass		

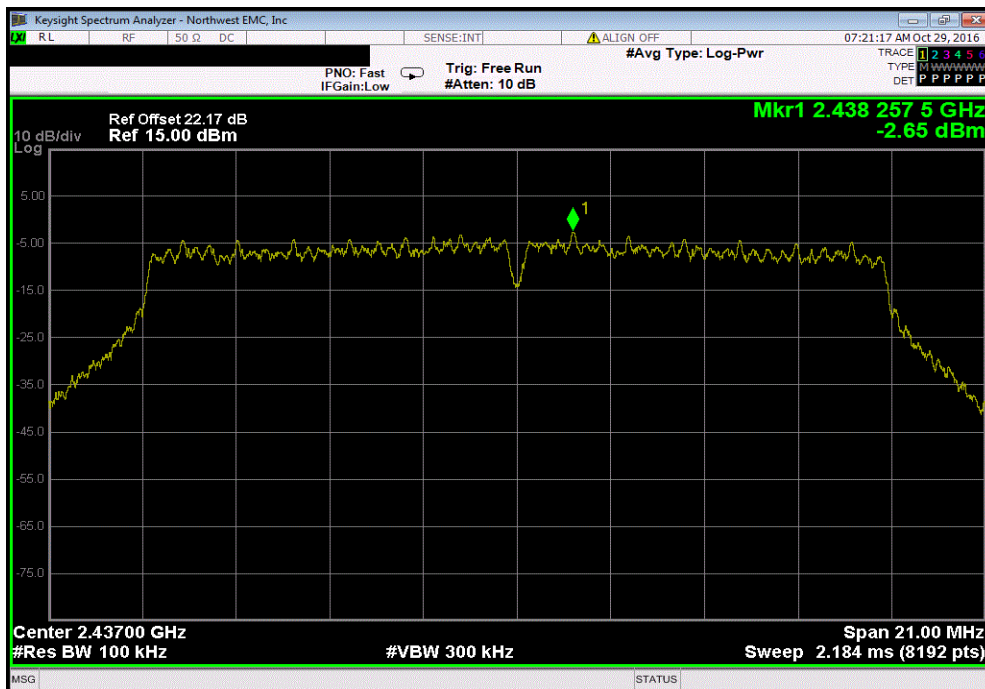


# SPURIOUS CONDUCTED EMISSIONS

Mid Channel 6, 2437 MHz, 802.11(g) 36 Mbps				
Frequency Range	Max Value (dBc)	Limit ≤ (dBc)	Result	
12.5 GHz - 25 GHz	-47.8	-30	Pass	

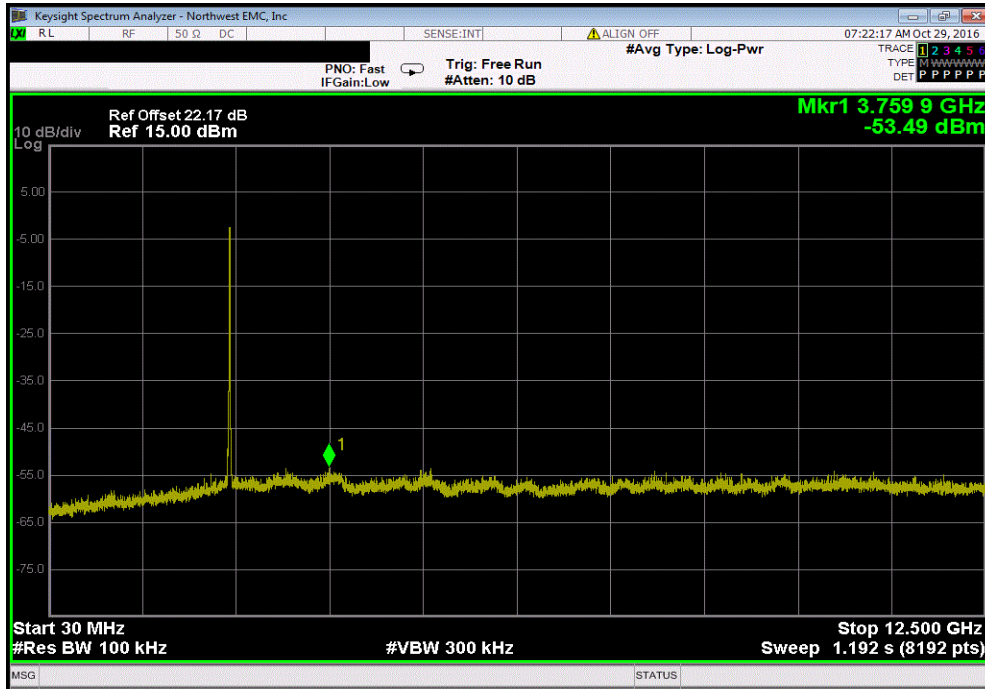


Mid Channel 6, 2437 MHz, 802.11(g) 54 Mbps				
Frequency Range	Max Value (dBc)	Limit ≤ (dBc)	Result	
Fundamental	N/A	N/A	N/A	

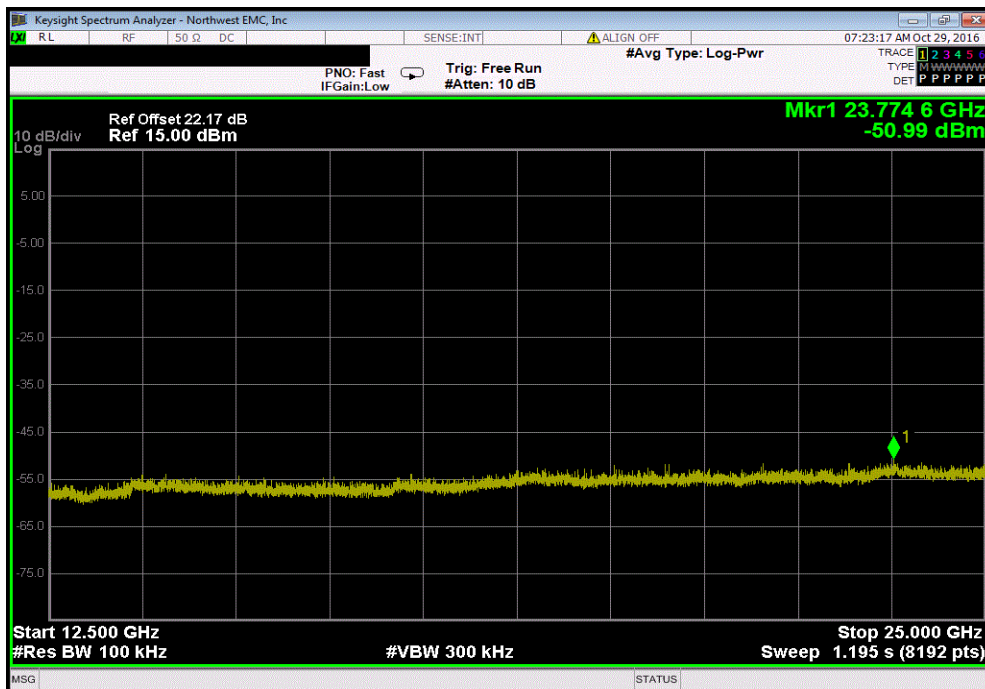


# SPURIOUS CONDUCTED EMISSIONS

Mid Channel 6, 2437 MHz, 802.11(g) 54 Mbps				
Frequency Range	Max Value (dBc)	Limit ≤ (dBc)	Result	
30 MHz - 12.5 GHz	-50.84	-30	Pass	

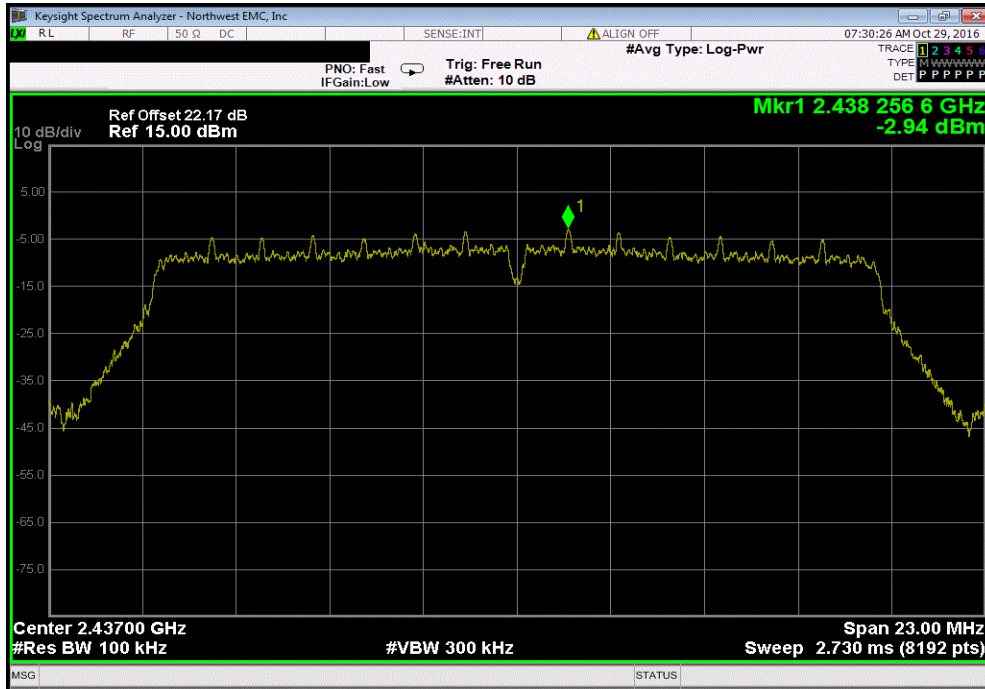


Mid Channel 6, 2437 MHz, 802.11(g) 54 Mbps				
Frequency Range	Max Value (dBc)	Limit ≤ (dBc)	Result	
12.5 GHz - 25 GHz	-48.34	-30	Pass	

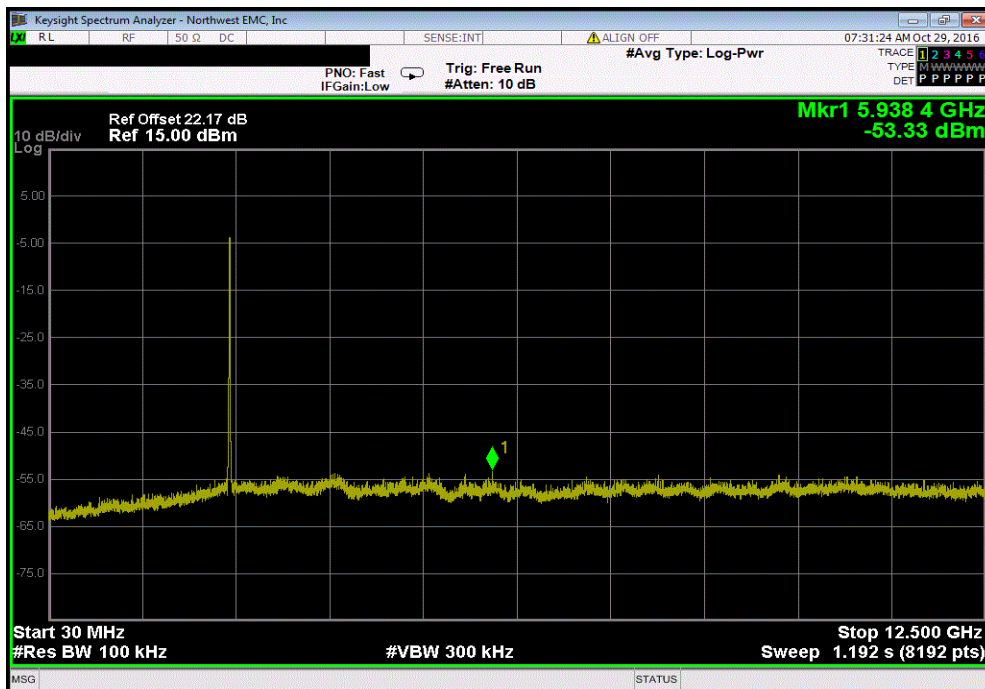


# SPURIOUS CONDUCTED EMISSIONS

Mid Channel 6, 2437 MHz, 802.11(n) MCS0					
Frequency Range	Max Value (dBc)	Limit ≤ (dBc)	Result		
Fundamental	N/A	N/A	N/A		



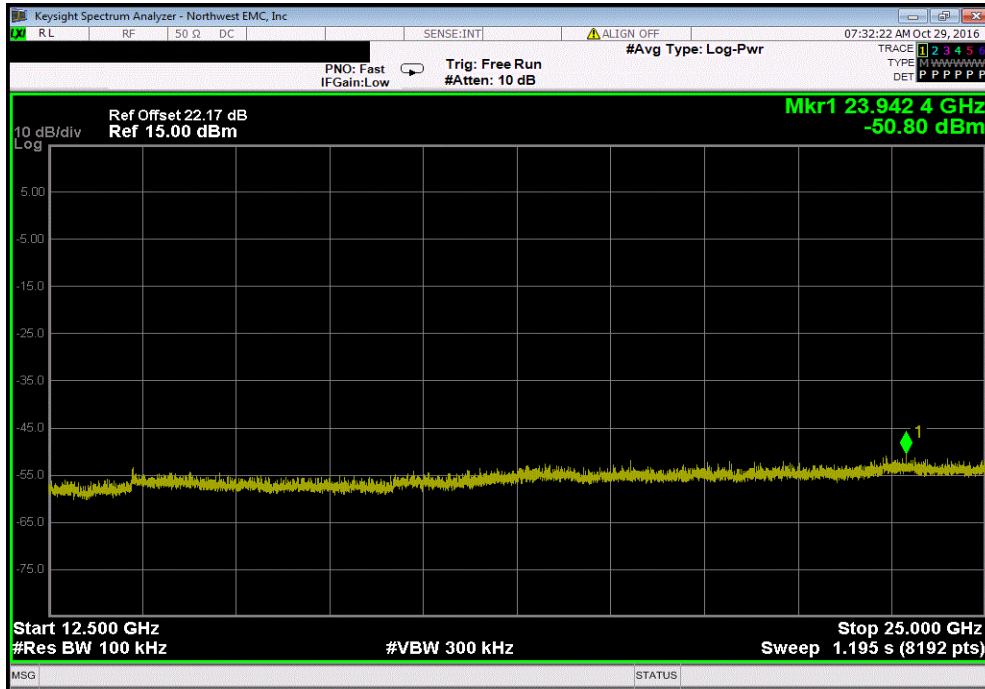
Mid Channel 6, 2437 MHz, 802.11(n) MCS0				
Frequency Range	Max Value (dBc)	Limit ≤ (dBc)	Result	
30 MHz - 12.5 GHz	-50.39	-30	Pass	



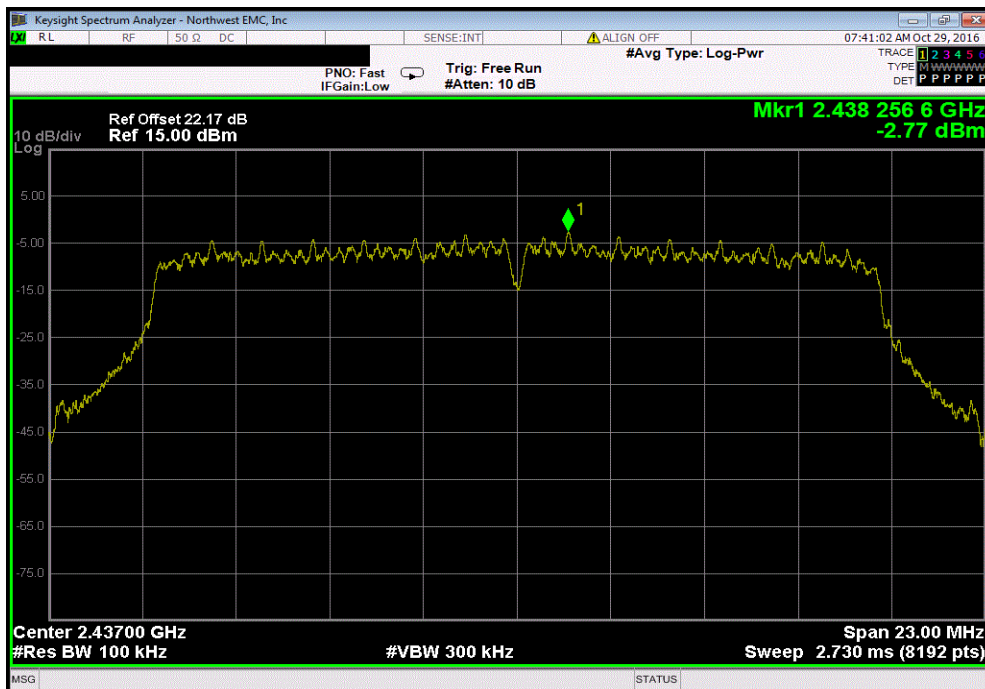


# SPURIOUS CONDUCTED EMISSIONS

Mid Channel 6, 2437 MHz, 802.11(n) MCS0				
Frequency Range	Max Value (dBc)	Limit ≤ (dBc)	Result	
12.5 GHz - 25 GHz	-47.86	-30	Pass	

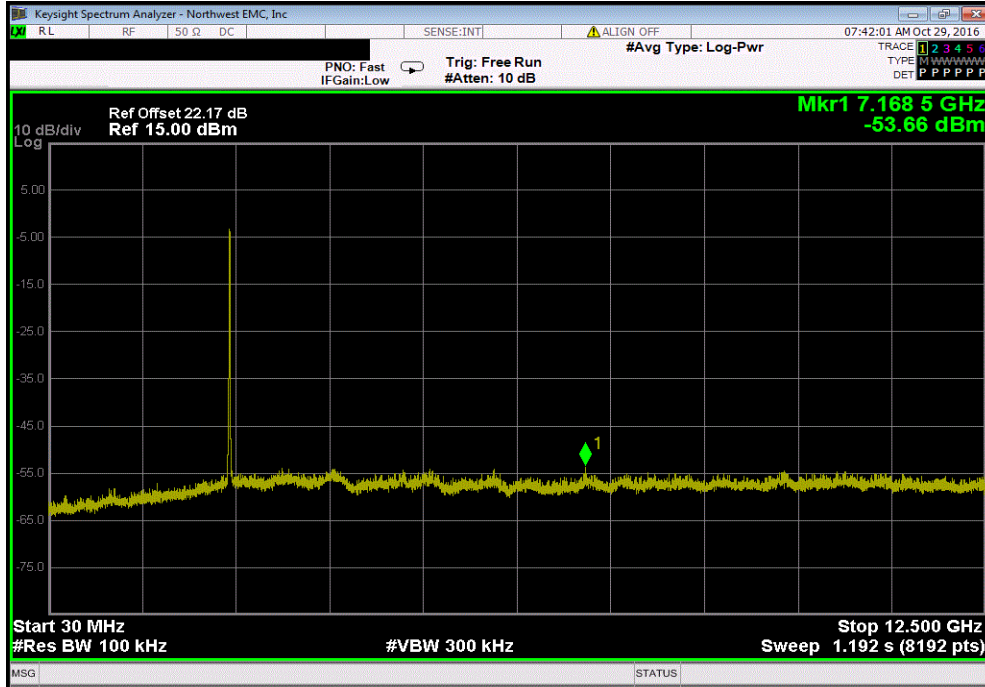


Mid Channel 6, 2437 MHz, 802.11(n) MCS7				
Frequency Range	Max Value (dBc)	Limit ≤ (dBc)	Result	
Fundamental	N/A	N/A	N/A	

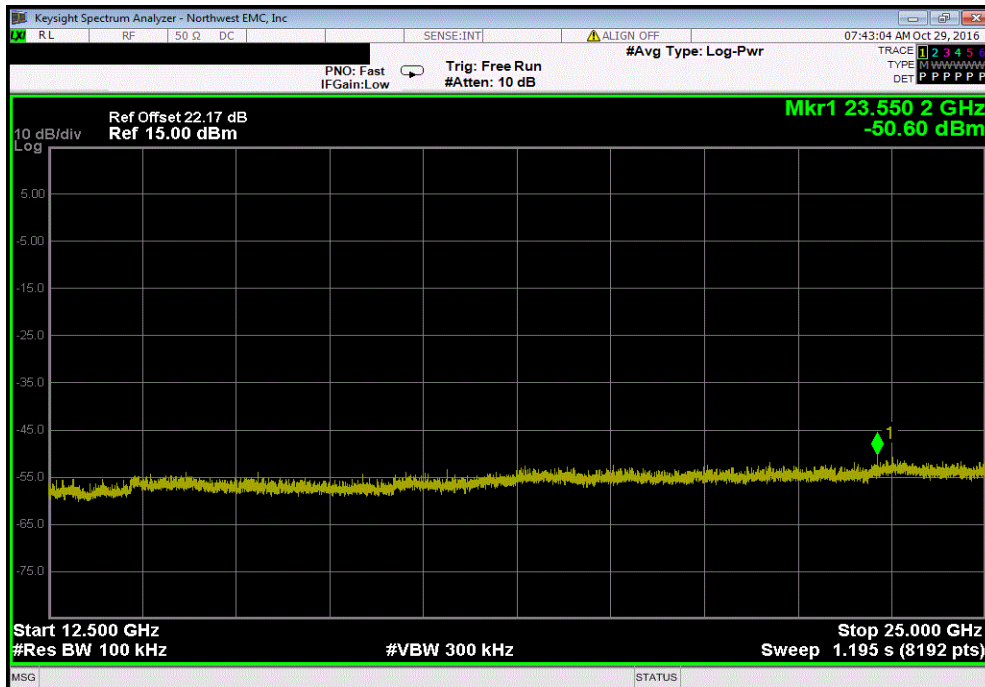


# SPURIOUS CONDUCTED EMISSIONS

Mid Channel 6, 2437 MHz, 802.11(n) MCS7				
Frequency Range	Max Value (dBc)	Limit ≤ (dBc)	Result	
30 MHz - 12.5 GHz	-50.89	-30	Pass	

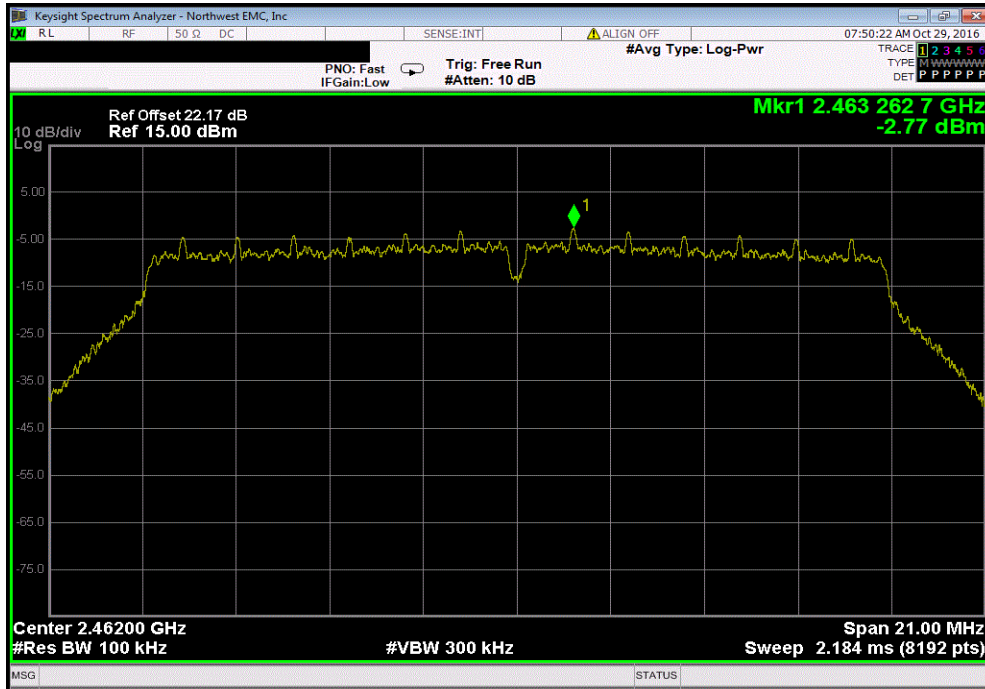


Mid Channel 6, 2437 MHz, 802.11(n) MCS7				
Frequency Range	Max Value (dBc)	Limit ≤ (dBc)	Result	
12.5 GHz - 25 GHz	-47.83	-30	Pass	

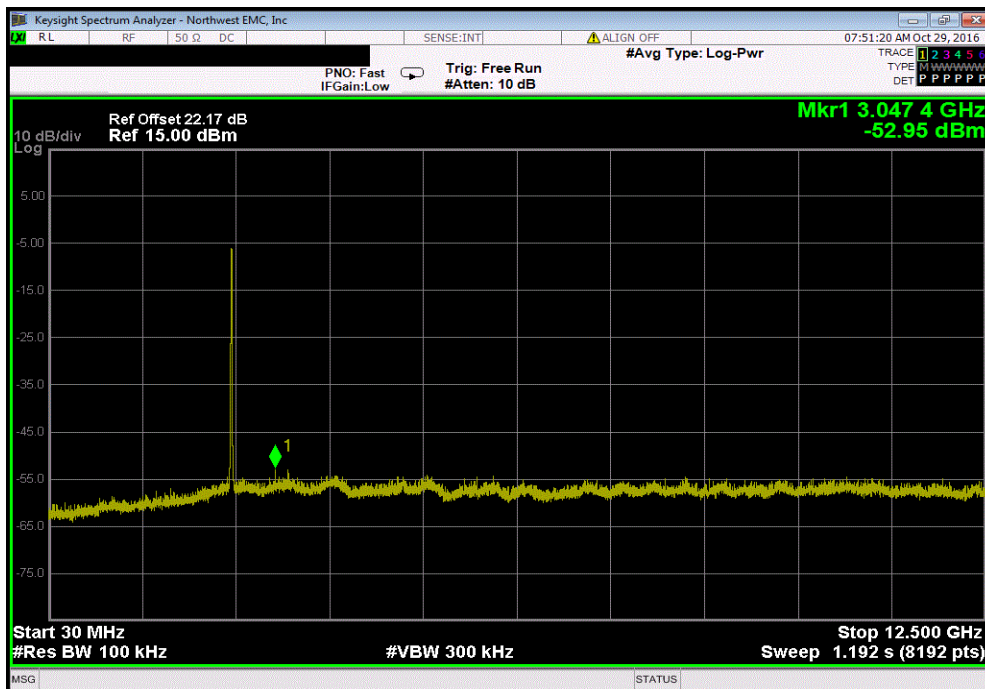


# SPURIOUS CONDUCTED EMISSIONS

High Channel 11, 2462 MHz, 802.11(g) 6 Mbps					
Frequency Range	Max Value (dBc)	Limit ≤ (dBc)	Result		
Fundamental	N/A	N/A	N/A		

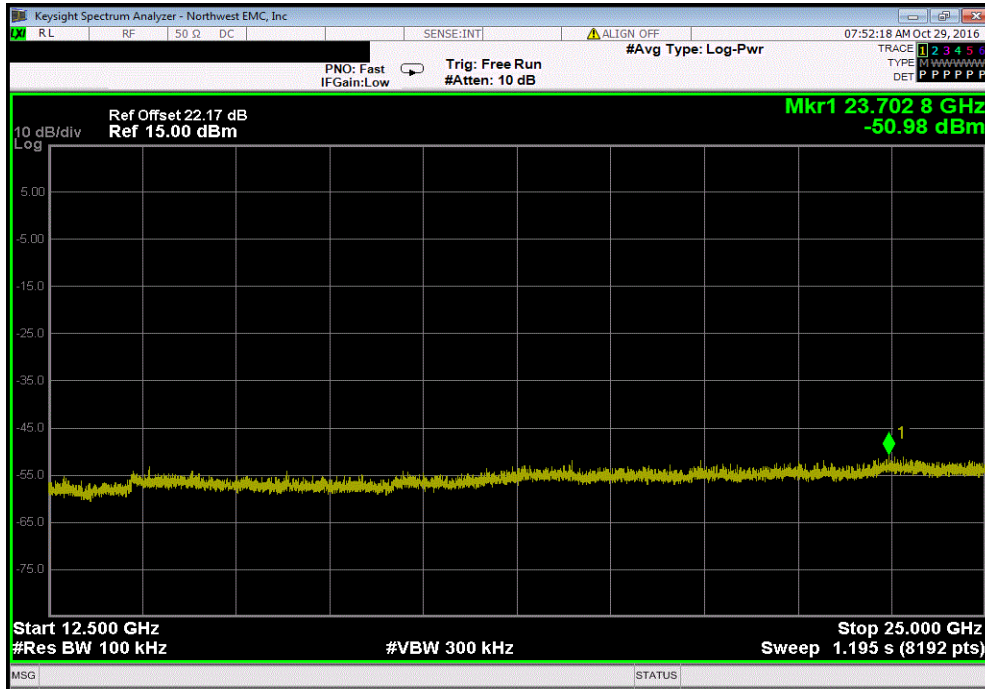


High Channel 11, 2462 MHz, 802.11(g) 6 Mbps					
Frequency Range	Max Value (dBc)	Limit ≤ (dBc)	Result		
30 MHz - 12.5 GHz	-50.18	-30	Pass		

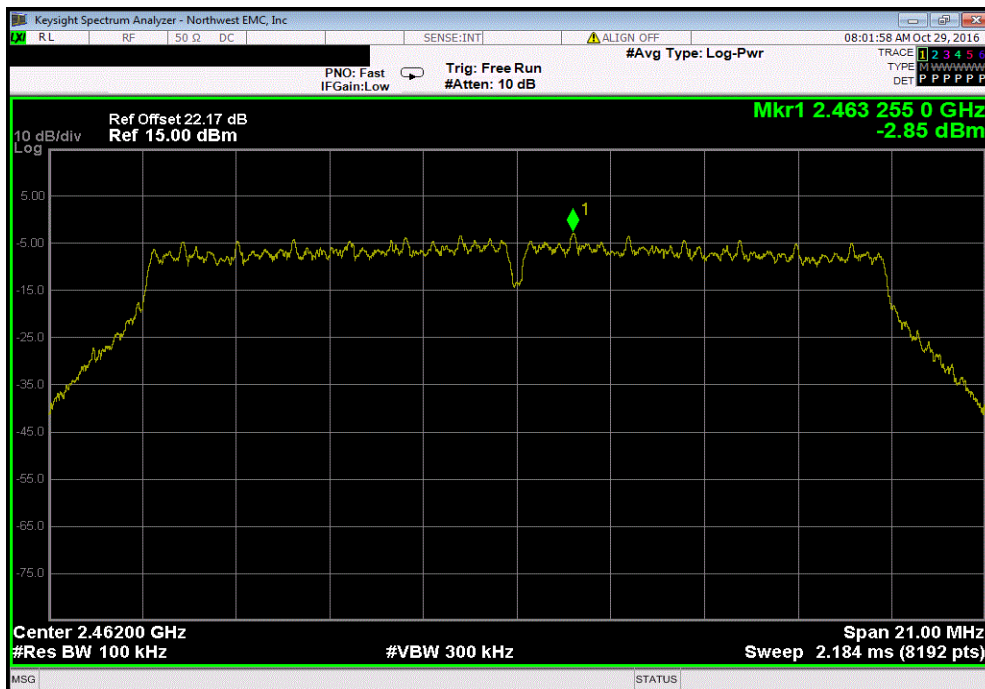


# SPURIOUS CONDUCTED EMISSIONS

High Channel 11, 2462 MHz , 802.11(g) 6 Mbps				
Frequency Range	Max Value (dBc)	Limit ≤ (dBc)	Result	
12.5 GHz - 25 GHz	-48.21	-30	Pass	

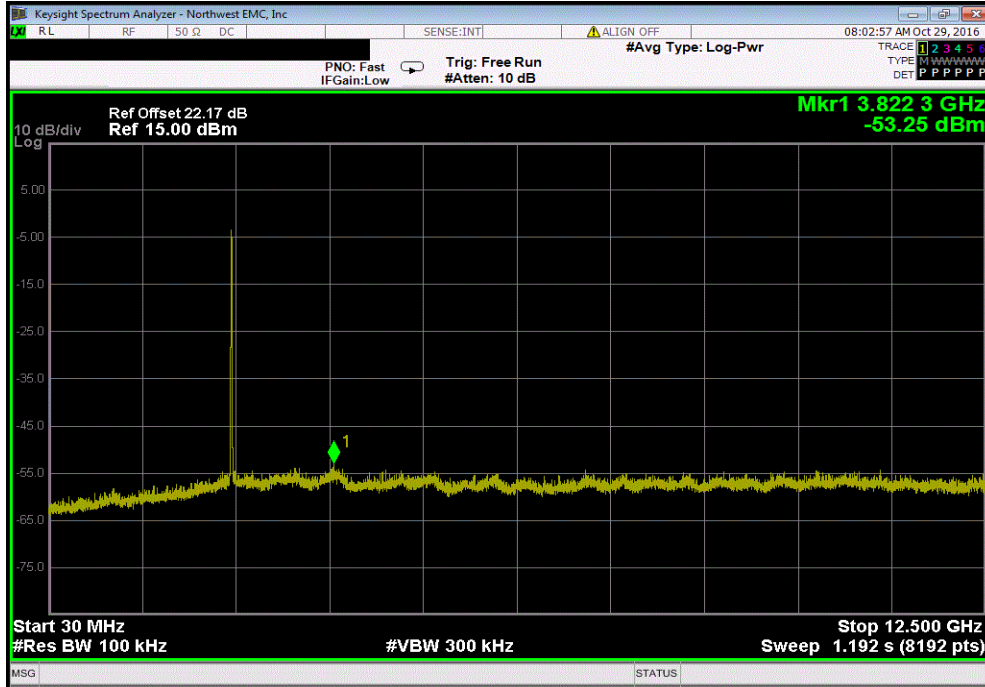


High Channel 11, 2462 MHz , 802.11(g) 36 Mbps				
Frequency Range	Max Value (dBc)	Limit ≤ (dBc)	Result	
Fundamental	N/A	N/A	N/A	

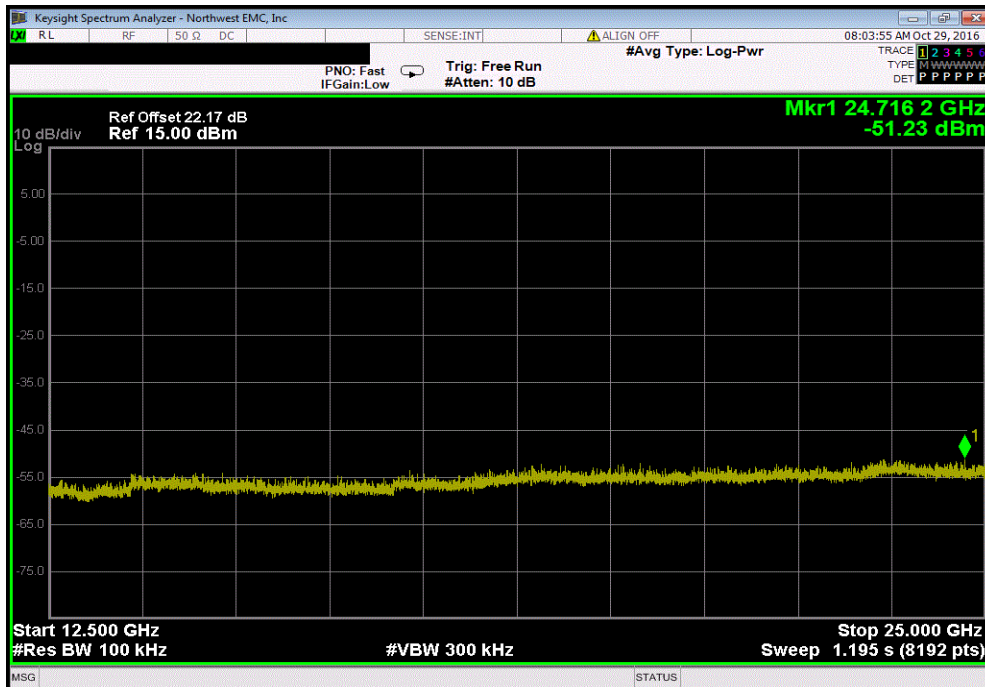


# SPURIOUS CONDUCTED EMISSIONS

High Channel 11, 2462 MHz , 802.11(g) 36 Mbps				
Frequency Range	Max Value (dBc)	Limit ≤ (dBc)	Result	
30 MHz - 12.5 GHz	-50.4	-30	Pass	

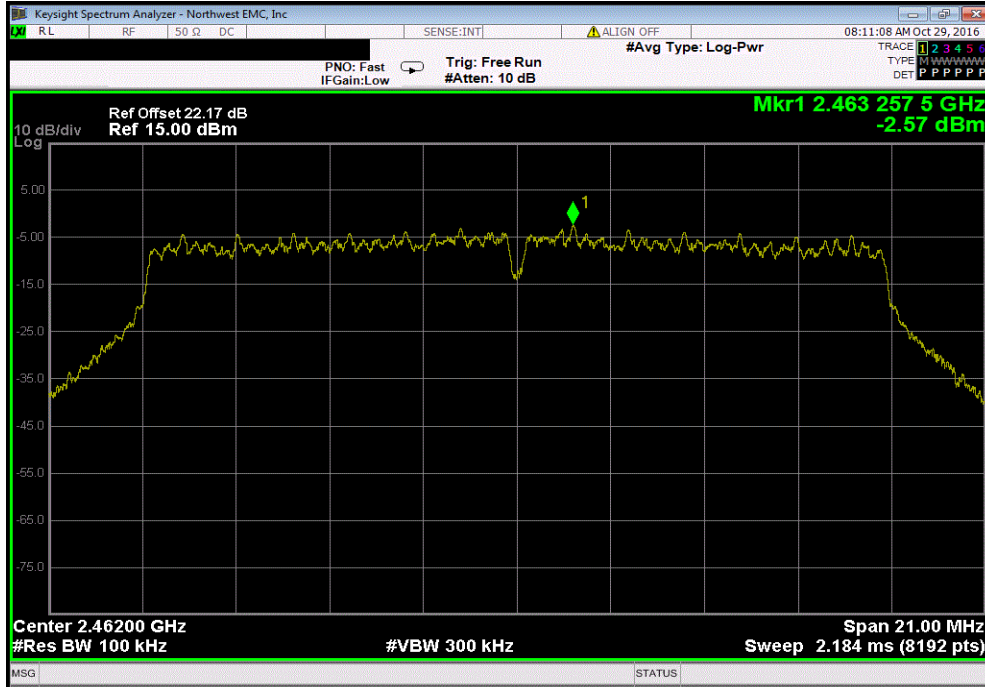


High Channel 11, 2462 MHz , 802.11(g) 36 Mbps				
Frequency Range	Max Value (dBc)	Limit ≤ (dBc)	Result	
12.5 GHz - 25 GHz	-48.38	-30	Pass	

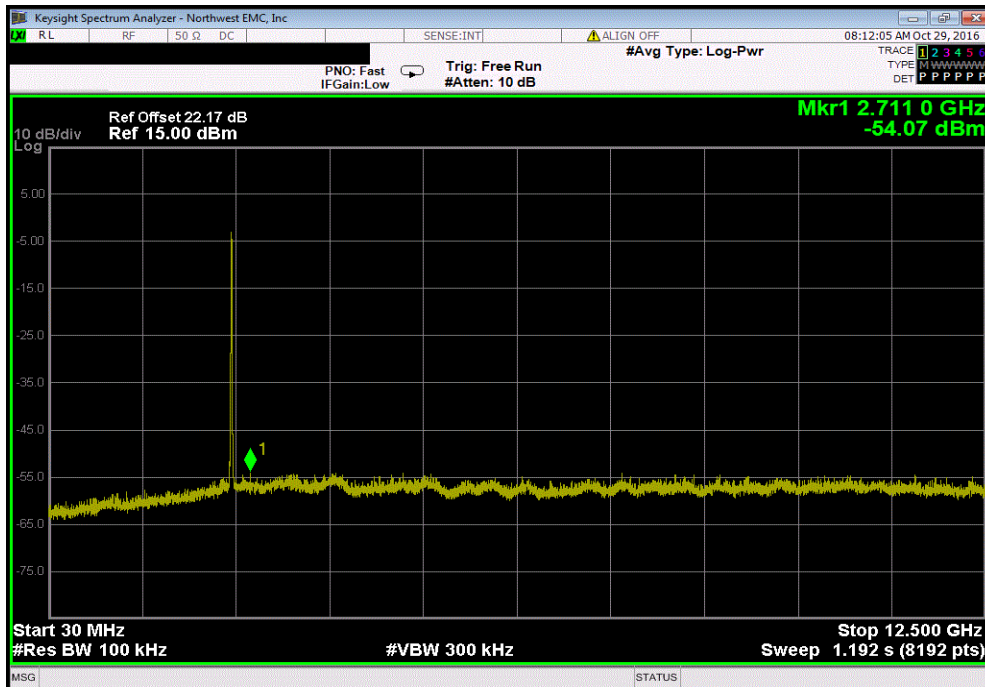


# SPURIOUS CONDUCTED EMISSIONS

High Channel 11, 2462 MHz , 802.11(g) 54 Mbps					
Frequency Range	Max Value (dBc)	Limit ≤ (dBc)	Result		
Fundamental	N/A	N/A	N/A		

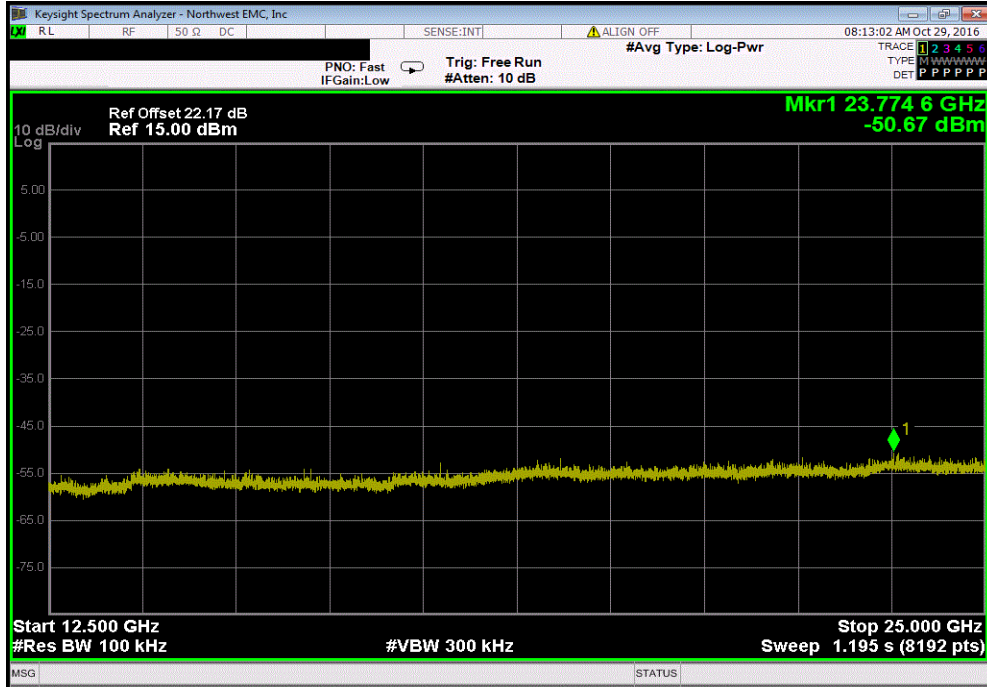


High Channel 11, 2462 MHz , 802.11(g) 54 Mbps					
Frequency Range	Max Value (dBc)	Limit ≤ (dBc)	Result		
30 MHz - 12.5 GHz	-51.5	-30	Pass		

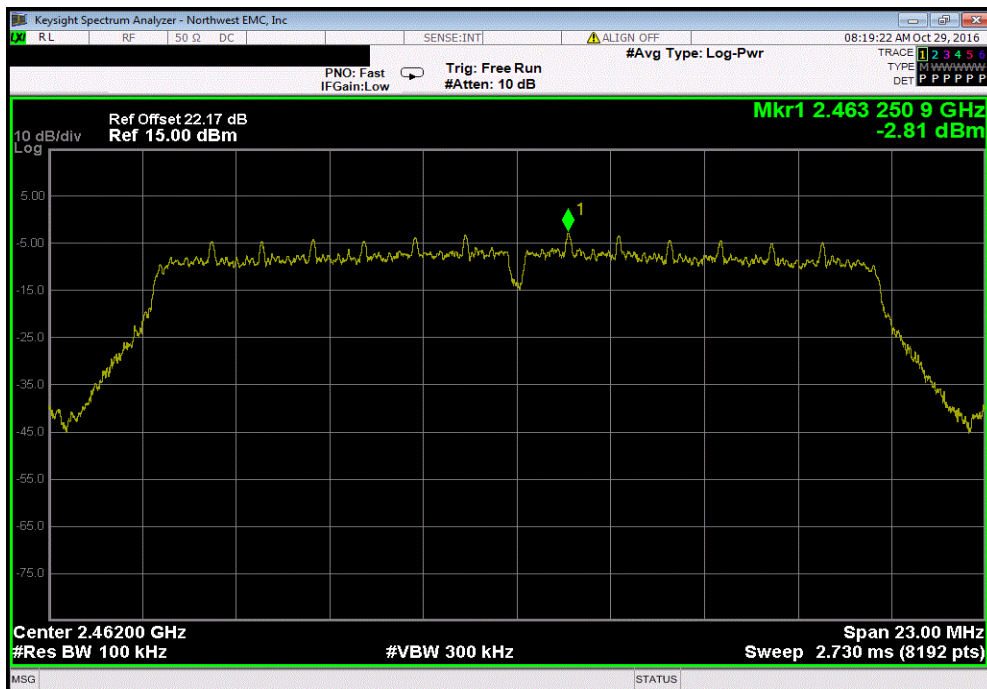


# SPURIOUS CONDUCTED EMISSIONS

High Channel 11, 2462 MHz, 802.11(g) 54 Mbps				
Frequency Range	Max Value (dBc)	Limit ≤ (dBc)	Result	
12.5 GHz - 25 GHz	-48.1	-30	Pass	

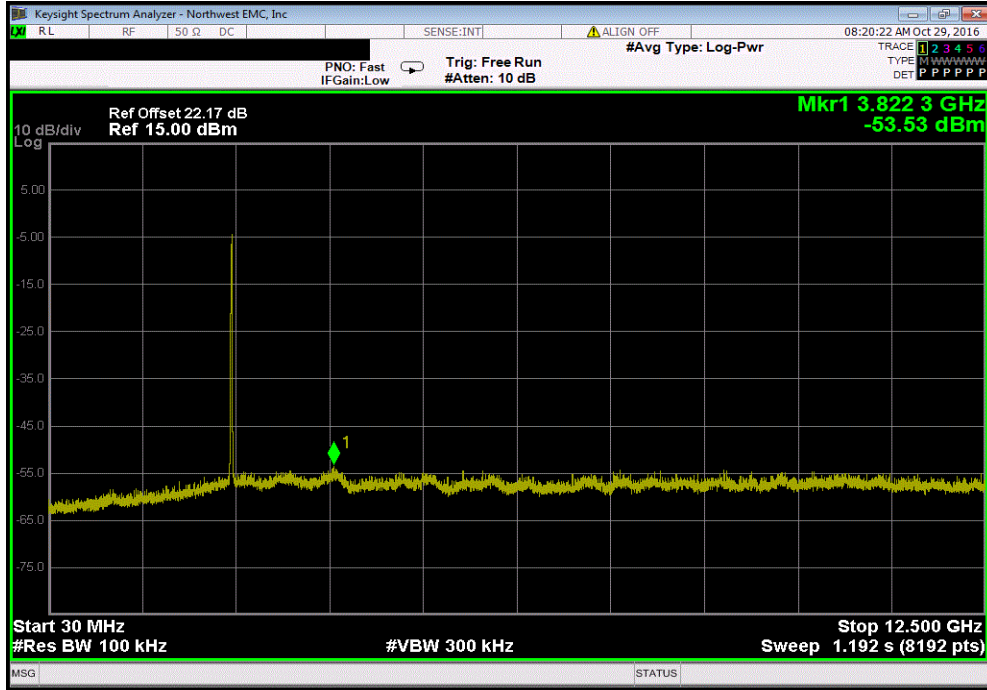


High Channel 11, 2462 MHz, 802.11(n) MCS0				
Frequency Range	Max Value (dBc)	Limit ≤ (dBc)	Result	
Fundamental	N/A	N/A	N/A	

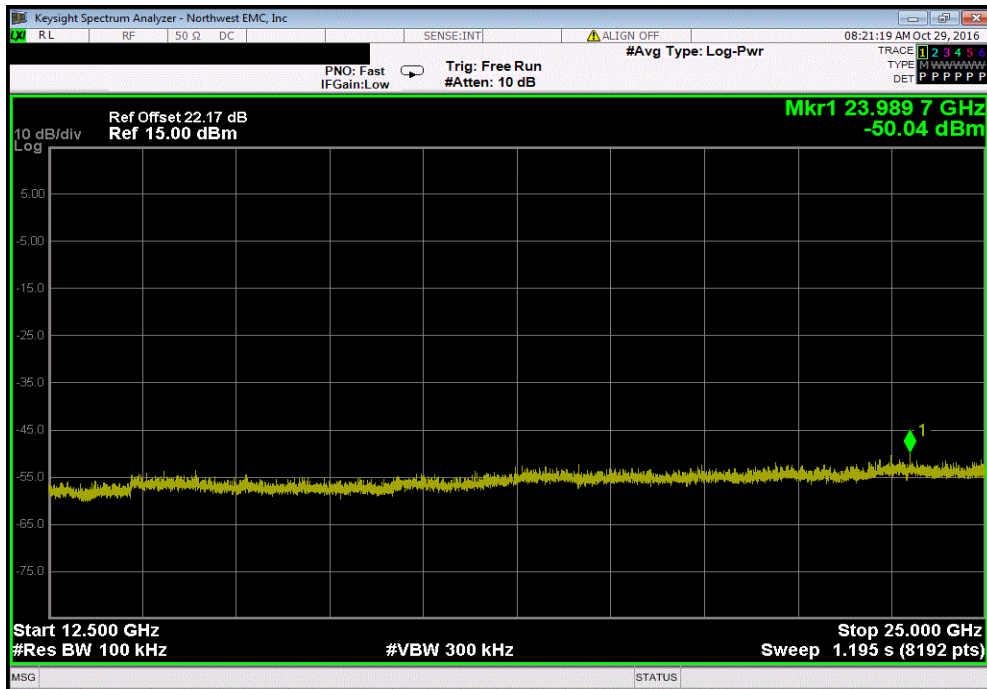


# SPURIOUS CONDUCTED EMISSIONS

High Channel 11, 2462 MHz, 802.11(n) MCS0				
Frequency Range	Max Value (dBc)	Limit ≤ (dBc)	Result	
30 MHz - 12.5 GHz	-50.72	-30	Pass	



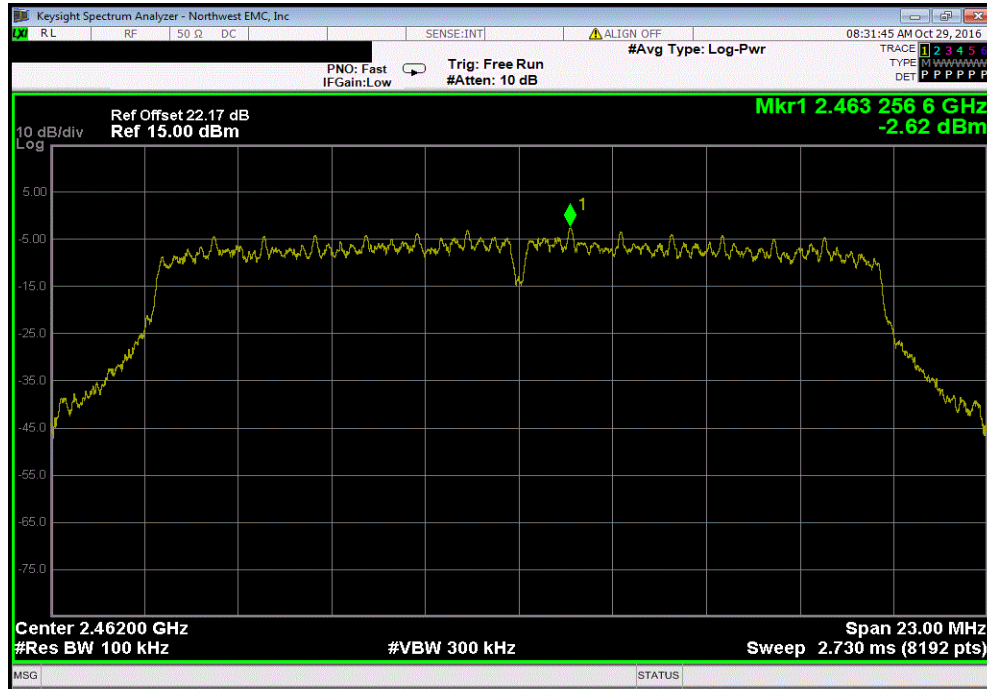
High Channel 11, 2462 MHz, 802.11(n) MCS0				
Frequency Range	Max Value (dBc)	Limit ≤ (dBc)	Result	
12.5 GHz - 25 GHz	-47.23	-30	Pass	



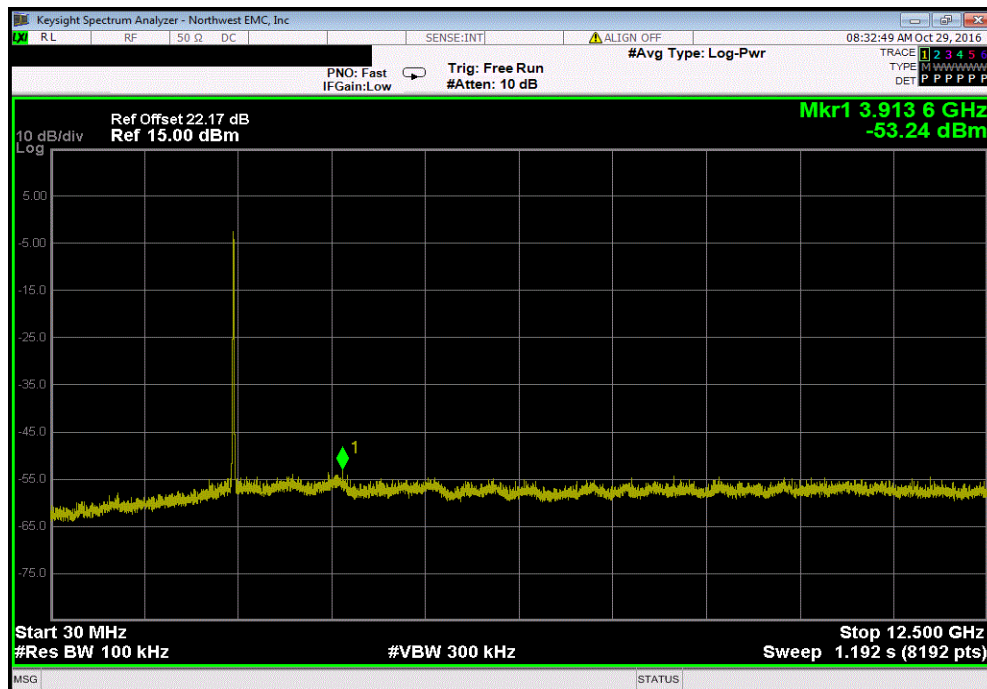


# SPURIOUS CONDUCTED EMISSIONS

High Channel 11, 2462 MHz , 802.11(n) MCS7					
Frequency Range	Max Value (dBc)	Limit ≤ (dBc)	Result		
Fundamental	N/A	N/A	N/A		



High Channel 11, 2462 MHz , 802.11(n) MCS7					
Frequency Range	Max Value (dBc)	Limit ≤ (dBc)	Result		
30 MHz - 12.5 GHz	-50.62	-30	Pass		



# SPURIOUS CONDUCTED EMISSIONS

High Channel 11, 2462 MHz , 802.11(n) MCS7				
Frequency Range	Max Value (dBc)	Limit ≤ (dBc)	Result	
12.5 GHz - 25 GHz	-48.39	-30	Pass	

