



11. SETUP PHOTOS

ANTENNA PORT CONDUCTED RF MEASUREMENT SETUP




RADIATED RF MEASUREMENT SETUP (BELOW 1 GHz)

RADIATED FRONT PHOTO (BELOW 1 GHz)




RADIATED BACK PHOTO (BELOW 1 GHz)




RADIATED RF MEASUREMENT SETUP (ABOVE 1 GHz)


RADIATED FRONT PHOTO (1-18GHz)




RADIATED BACK PHOTO (1-18GHz)



RADIATED FRONT PHOTO (18-26GHz)



RADIATED BACK PHOTO (18-26GHz)



RADIATED RF MEASUREMENT SETUP FOR PORTABLE CONFIGURATION

X-AXIS FRONT PHOTO



X-AXIS BACK PHOTO




Y-AXIS FRONT PHOTO



Y-AXIS BACK PHOTO




Z-AXIS FRONT PHOTO



Z-AXIS BACK PHOTO



KICKSTAND FRONT PHOTO



KICKSTAND BACK PHOTO




POWERLINE CONDUCTED EMISSIONS MEASUREMENT SETUP

LINE CONDUCTED FRONT PHOTO



LINE CONDUCTED BACK PHOTO



END OF REPORT