







# POWERLINE CONDUCTED EMISSIONS













# BAND EDGE COMPLIANCE







# SPURIOUS CONDUCTED EMISSIONS





# OCCUPIED BANDWIDTH







# OUTPUT POWER



# POWER SPECTRAL DENSITY





# DUTY CYCLE

