



11. SETUP PHOTOS


RF CONDUCTED MEASUREMENT AT ANTENNA PORT




RADIATED SPURIOUS EMISSIONS




BELOW 30MHz (FRONT PHOTO)



BELOW 30MHz (BACK PHOTO)



BELOW 1GHz (FRONT PHOTO)



BELOW 1GHz (BACK PHOTO)



ABOVE 1GHz (FRONT PHOTO)



ABOVE 1GHz (BACK PHOTO)

AC POWER LINE CONDUCTED



AC/DC ADAPTER (FRONT PHOTO)



AC/DC ADAPTER (BACK PHOTO)




HOST PC (FRONT PHOTO)



HOST PC (BACK PHOTO)

ORIENTATIONS



END OF REPORT