



11. SETUP PHOTOS

ANTENNA PORT CONDUCTED RF MEASUREMENT SETUP




RADIATED RF MEASUREMENT SETUP (BELOW 1 GHz)





RADIATED BACK PHOTO (BELOW 1 GHz)




RADIATED RF MEASUREMENT SETUP (1-18GHz)





RADIATED BACK PHOTO (1-18GHz)




RADIATED RF MEASUREMENT SETUP (18-40GHz)




RADIATED FRONT PHOTO (18-40GHz)




RADIATED RF MEASUREMENT SETUP FOR PORTABLE CONFIGURATION







LINE CONDUCTED RF MEASUREMENT SETUP



Note – Control support gear was removed from the EUT once the EUT was set (mode/channel, etc.).

LINE CONDUCTED EMISSIONS PHOTO (REAR)



Note – Control support gear was removed from the EUT once the EUT was set (mode/channel, etc.).

END OF REPORT