
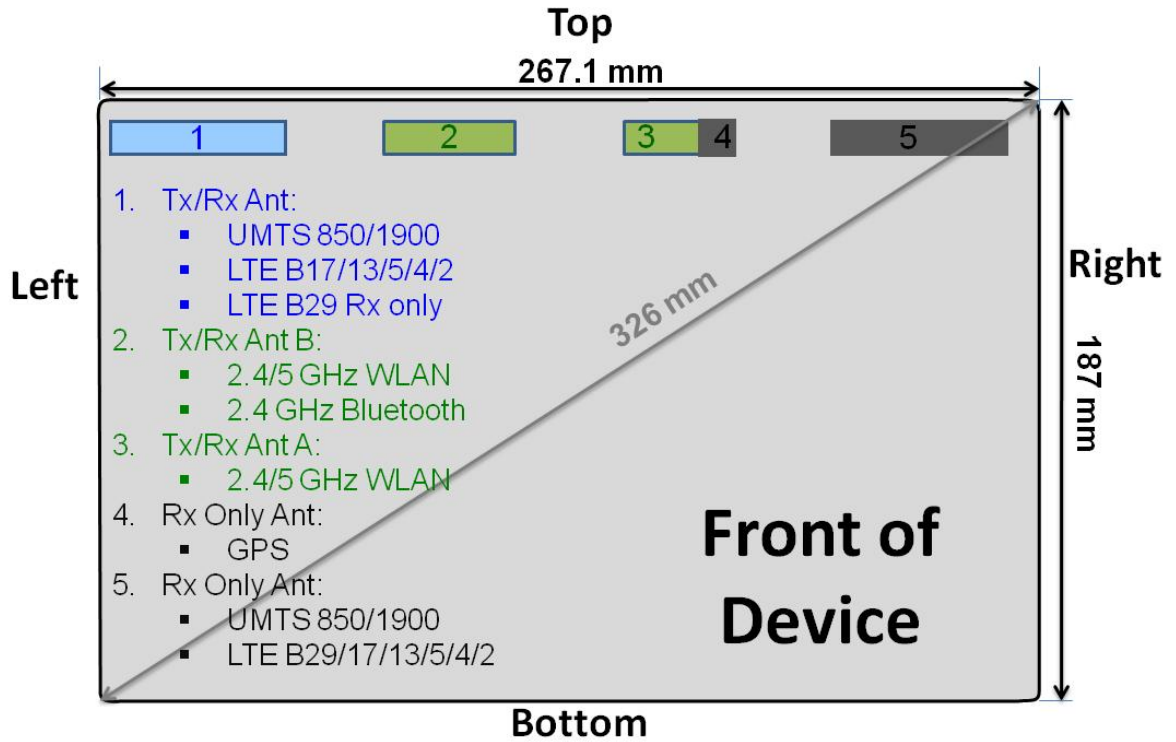



# APPENDIX F: DUT ANTENNA DIAGRAM & SAR TEST SETUP PHOTOGRAPHS

<b>FCC ID:</b> C3K1657	 <b>SAR EVALUATION REPORT</b>	<b>Reviewed by:</b> Quality Manager
<b>Test Dates:</b> 02/18/15 – 03/31/15	<b>DUT Type:</b> Portable Computing Device	APPENDIX F: Page 1 of 8



Note: Exact antenna dimensions and separation distances are shown in the Technical Descriptions in the FCC Filing.

**Figure F-1**  
**DUT Antenna Locations**


<b>FCC ID:</b> C3K1657		<b>SAR EVALUATION REPORT</b>	<b>Reviewed by:</b> Quality Manager
<b>Test Dates:</b> 02/18/15 – 03/31/15	<b>DUT Type:</b> Portable Computing Device		APPENDIX F: Page 2 of 8



**SAR Test Setup Photo 1: Back Side at 1.9 cm**



**SAR Test Setup Photo 2: Back Side at 0.0 cm**


<b>FCC ID:</b> C3K1657	 <b>SAR EVALUATION REPORT</b>	<b>Reviewed by:</b> Quality Manager
<b>Test Dates:</b> 02/18/15 – 03/31/15	<b>DUT Type:</b> Portable Computing Device	<b>APPENDIX F:</b> Page 3 of 8




**SAR Test Setup Photo 3: Top Edge at 1.9 cm**




**SAR Test Setup Photo 4: Top Edge at 0.0 cm**


<b>FCC ID:</b> C3K1657	 <b>SAR EVALUATION REPORT</b>	<b>Reviewed by:</b> Quality Manager
<b>Test Dates:</b> 02/18/15 – 03/31/15	<b>DUT Type:</b> Portable Computing Device	APPENDIX F: Page 4 of 8




**SAR Test Setup Photo 5: Top Edge Tilt at 1.9 cm**



**SAR Test Setup Photo 6: Top Edge Tilt at 0.0 cm**


<b>FCC ID:</b> C3K1657	 <b>SAR EVALUATION REPORT</b>	<b>Reviewed by:</b> Quality Manager
<b>Test Dates:</b> 02/18/15 – 03/31/15	<b>DUT Type:</b> Portable Computing Device	APPENDIX F: Page 5 of 8



**SAR Test Setup Photo 7: Bottom Edge at 0.0 cm**



**SAR Test Setup Photo 8: Bottom Edge Tilt at 0.0 cm**

<b>FCC ID:</b> C3K1657	 <b>SAR EVALUATION REPORT</b>	<b>Reviewed by:</b> Quality Manager
<b>Test Dates:</b> 02/18/15 – 03/31/15	<b>DUT Type:</b> Portable Computing Device	APPENDIX F: Page 6 of 8






**SAR Test Setup Photo 9: Right Edge at 0.0 cm**



**SAR Test Setup Photo 10: Right Edge Tilt at 0.0 cm**


<b>FCC ID:</b> C3K1657	 <b>SAR EVALUATION REPORT</b>	<b>Reviewed by:</b> Quality Manager
<b>Test Dates:</b> 02/18/15 – 03/31/15	<b>DUT Type:</b> Portable Computing Device	<b>APPENDIX F:</b> Page 7 of 8



**SAR Test Setup Photo 11: Left Edge at 0.0 cm**



**SAR Test Setup Photo 12: Left Edge Tilt at 0.0 cm**

<b>FCC ID:</b> C3K1657	 <b>SAR EVALUATION REPORT</b>	<b>Reviewed by:</b> Quality Manager
<b>Test Dates:</b> 02/18/15 – 03/31/15	<b>DUT Type:</b> Portable Computing Device	APPENDIX F: Page 8 of 8