

## 9.14. 802.11n HT20 MODE IN THE 5.8 GHz BAND

### 9.14.1. 6 dB BANDWIDTH

#### LIMITS

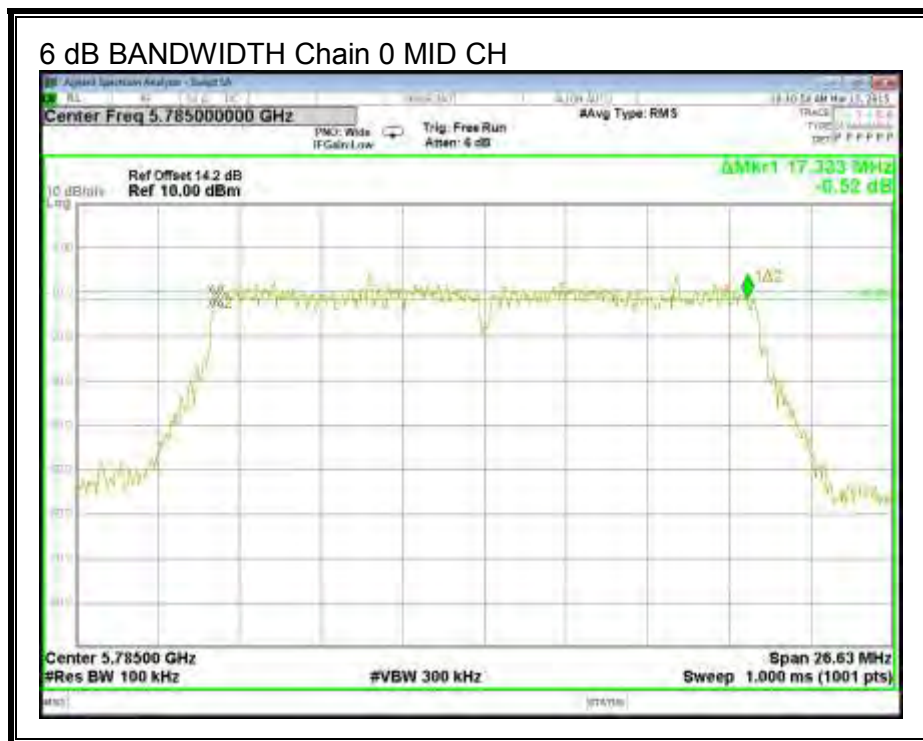
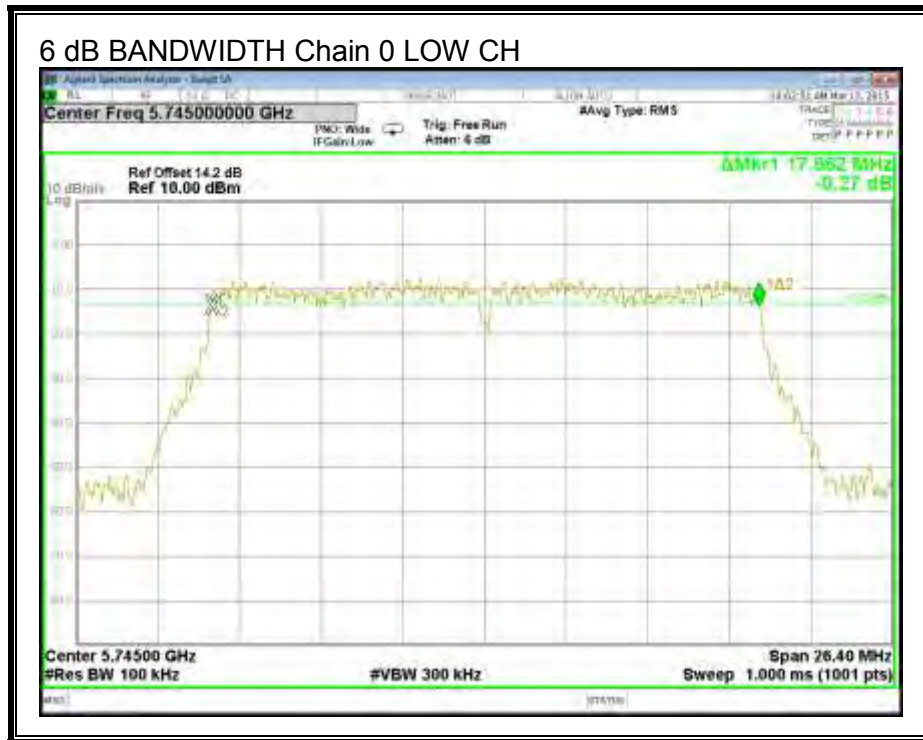
FCC §15.407 (e)

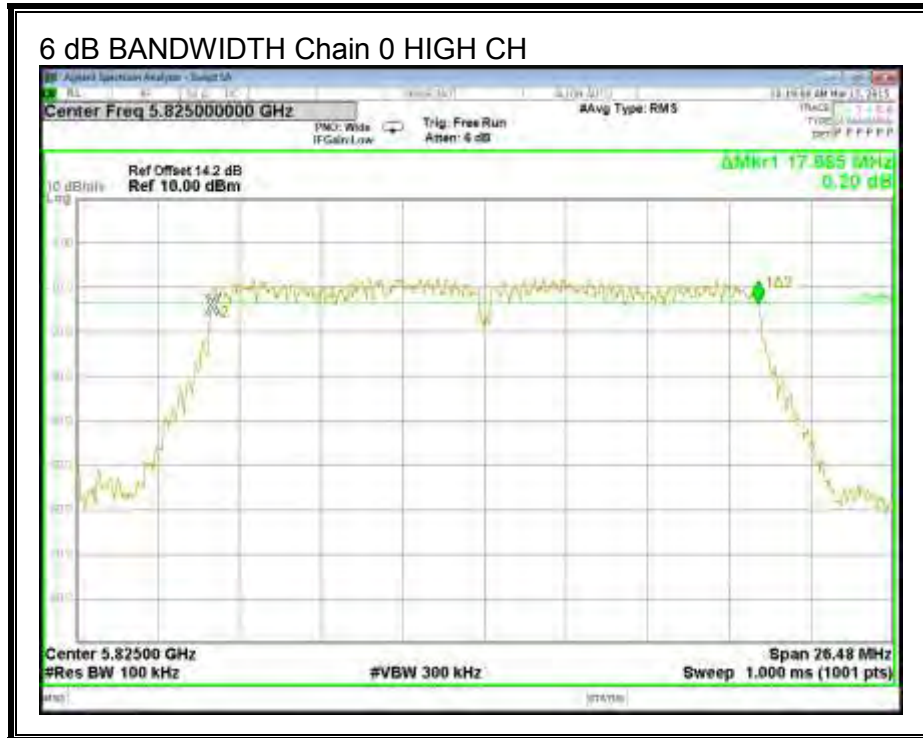
The minimum 6 dB bandwidth shall be at least 500 kHz.

#### RESULTS

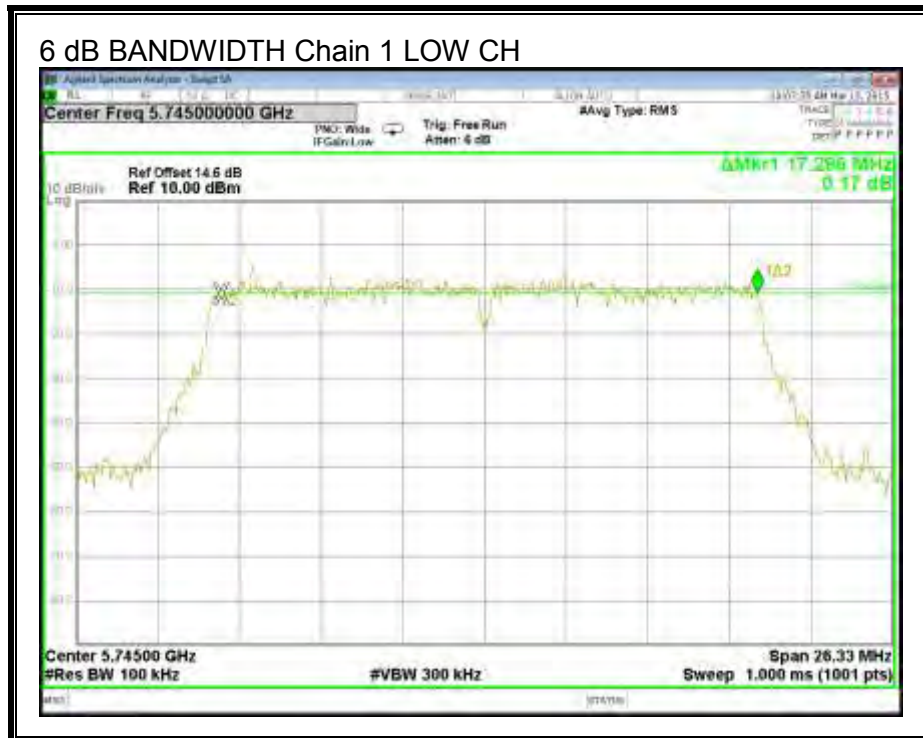
Channel	Frequency (MHz)	6 dB BW Chain 0 (MHz)	6 dB BW Chain 1 (MHz)	Minimum Limit (MHz)
Low	5745	17.662	17.296	0.5
Mid	5785	17.333	17.603	0.5
High	5825	17.685	17.659	0.5

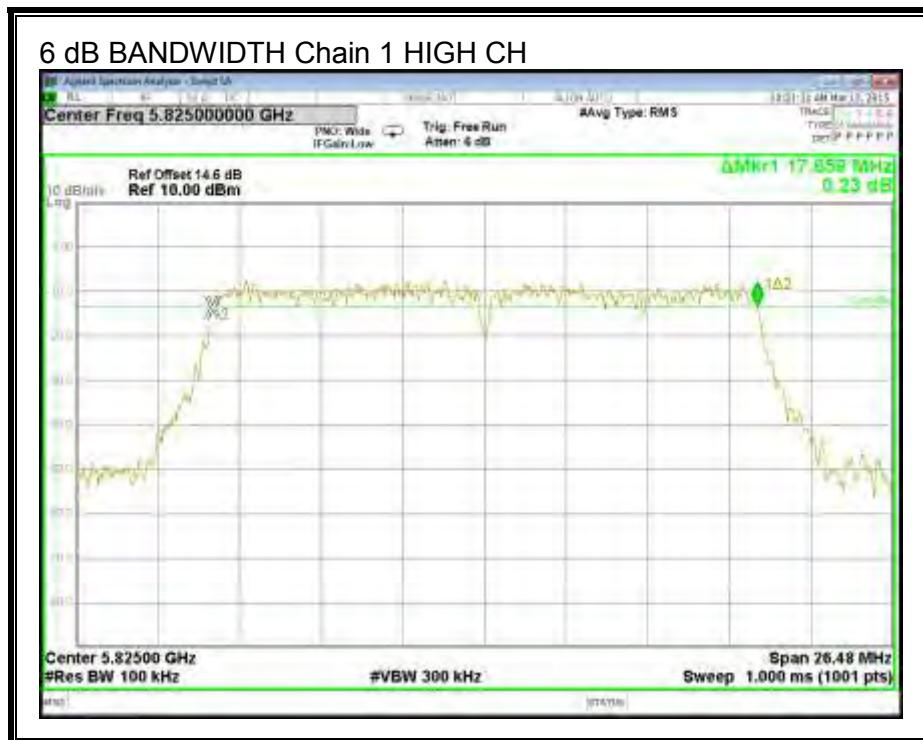
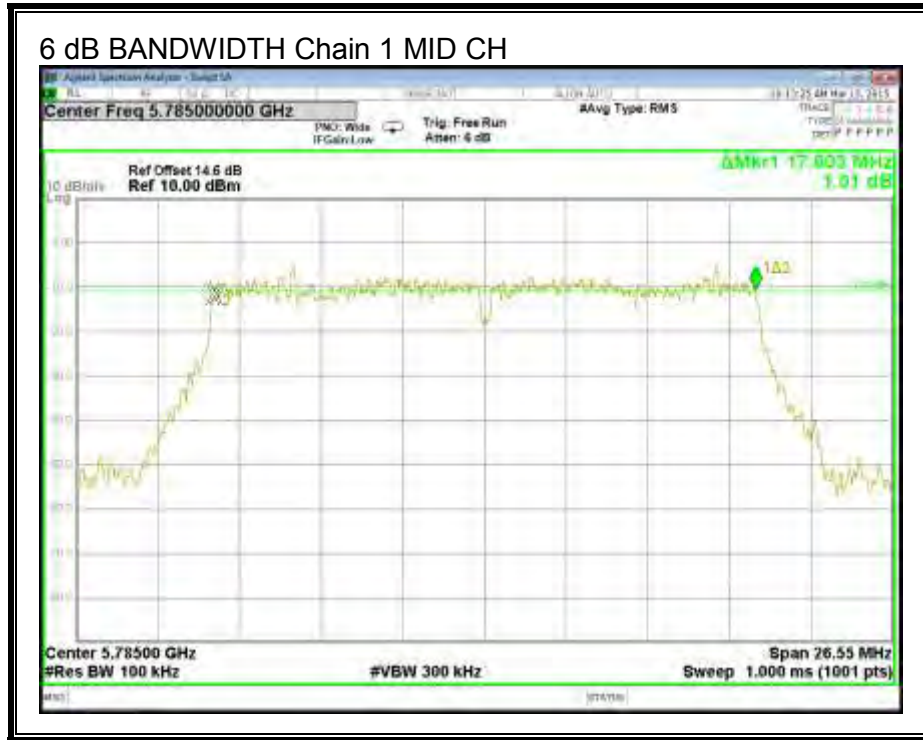
**6 dB BANDWIDTH, Chain 0**





### 6 dB BANDWIDTH, Chain 1





**9.14.2. 26 dB BANDWIDTH**

**LIMITS**

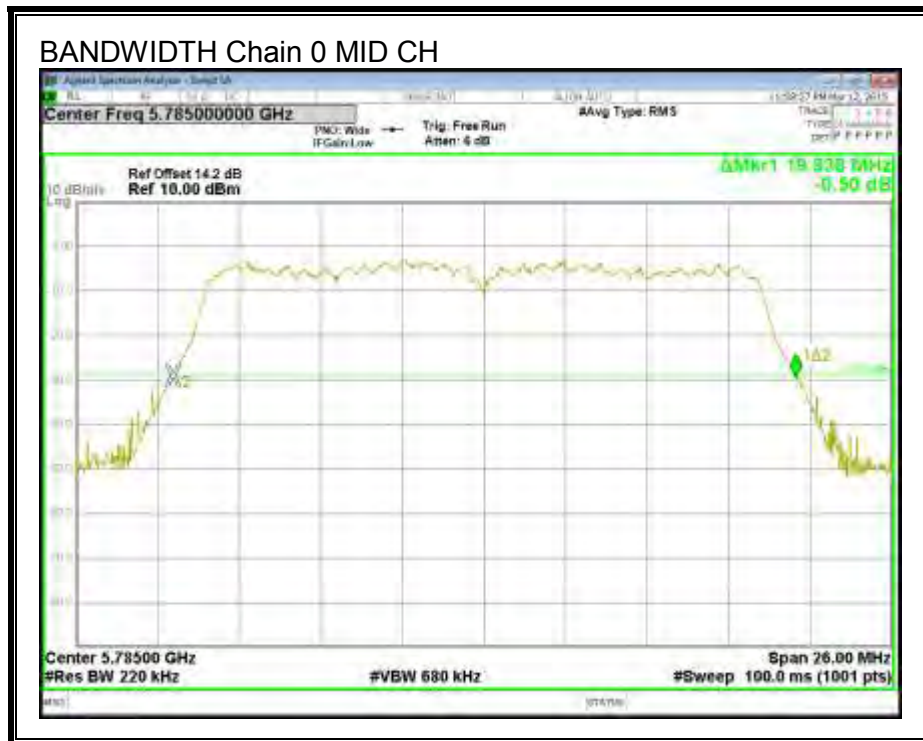
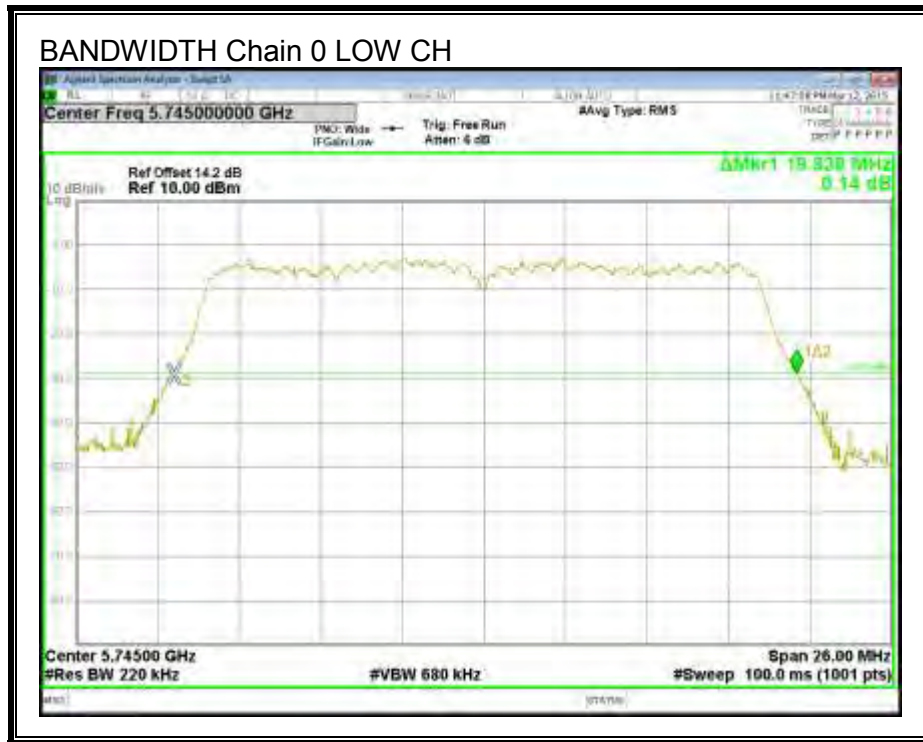
None; for reporting purposes only.

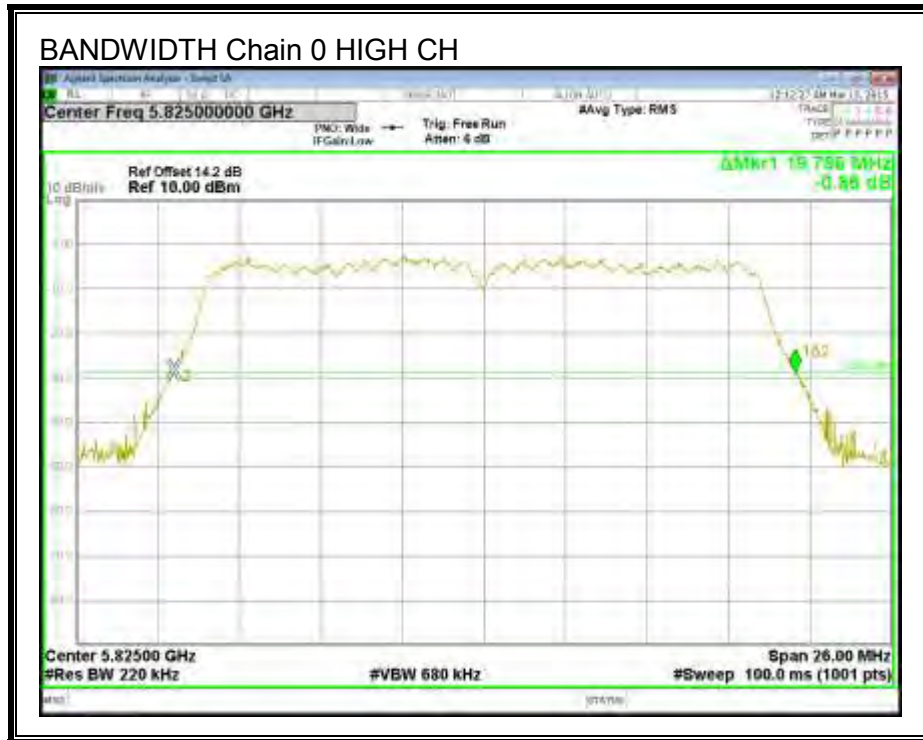
**RESULTS**

Channel	Frequency (MHz)	26 dB BW Chain 0 (MHz)	26 dB BW Chain 1 (MHz)
Low	5745	19.838	19.968
Mid	5785	19.838	20.072
High	5825	19.786	19.942

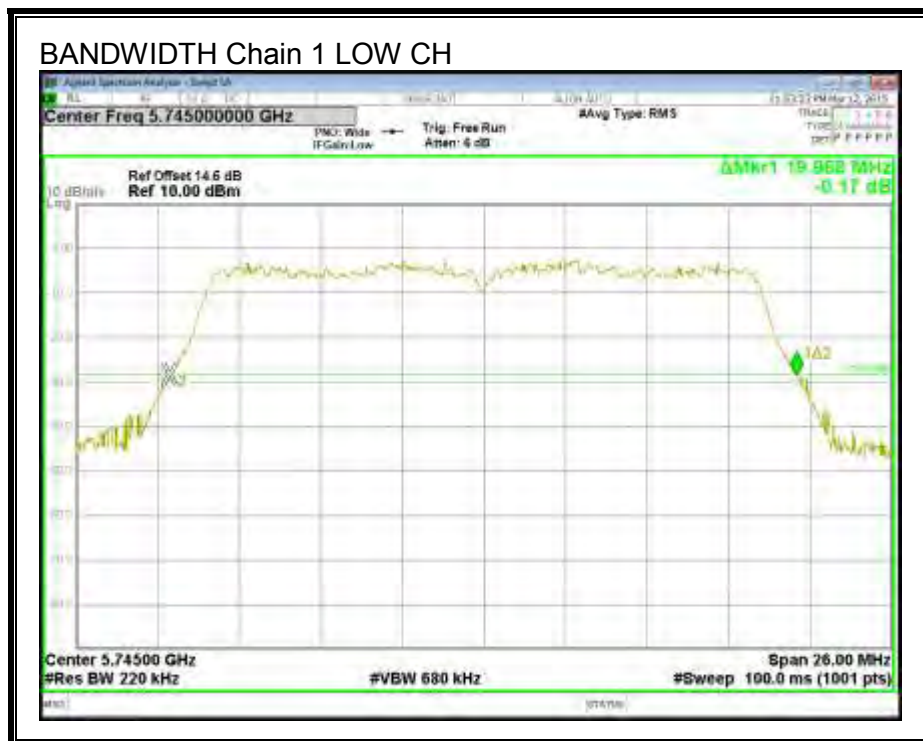


**26 dB BANDWIDTH, Chain 0**

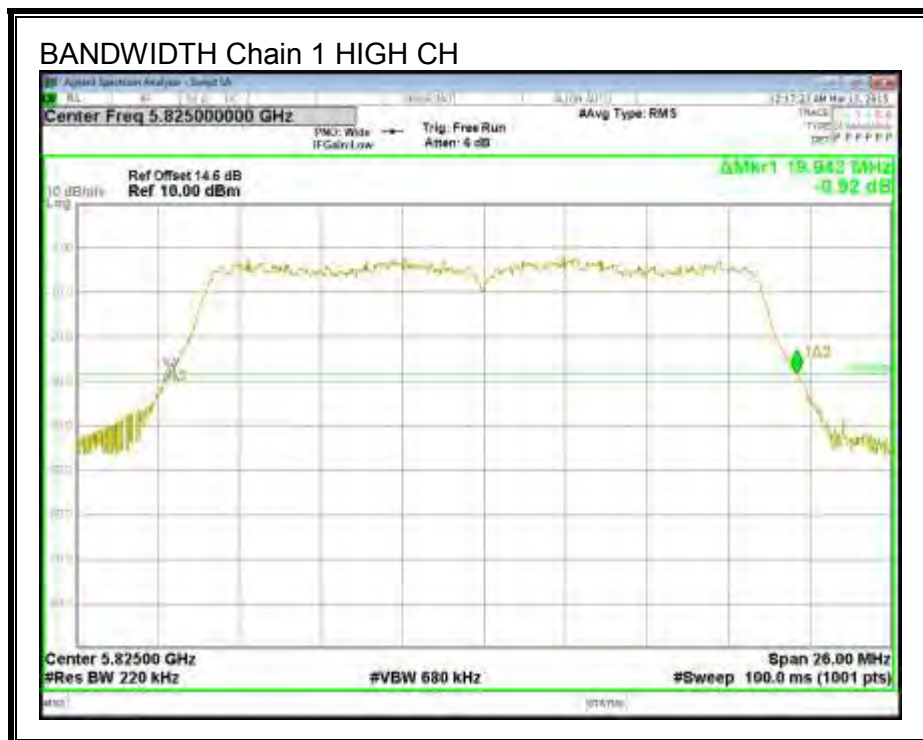
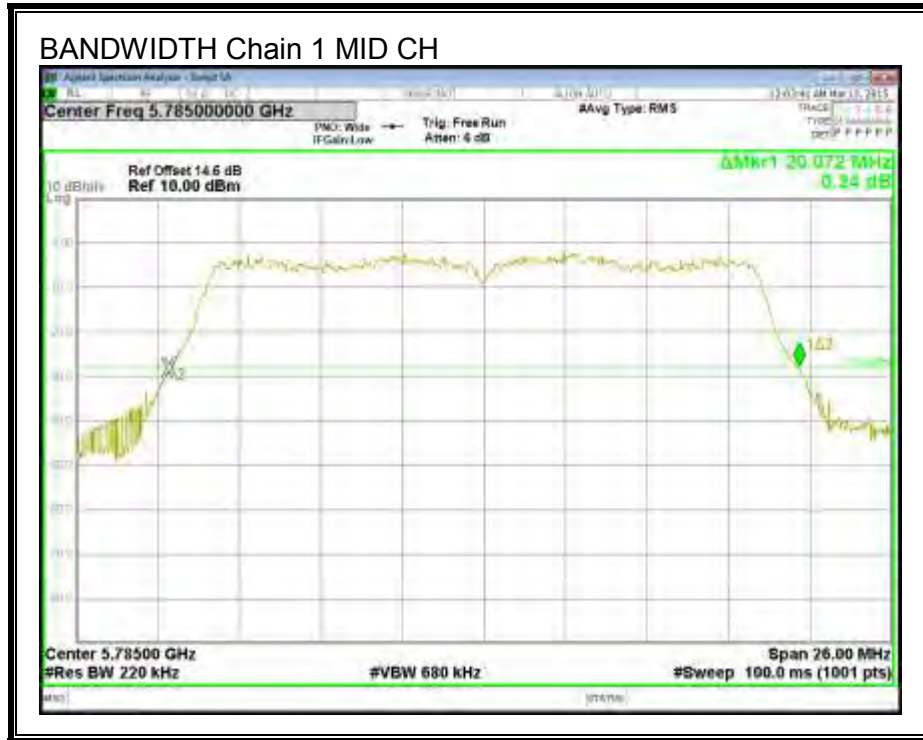




**26 dB BANDWIDTH, Chain 1**







**9.14.3. 99% BANDWIDTH**

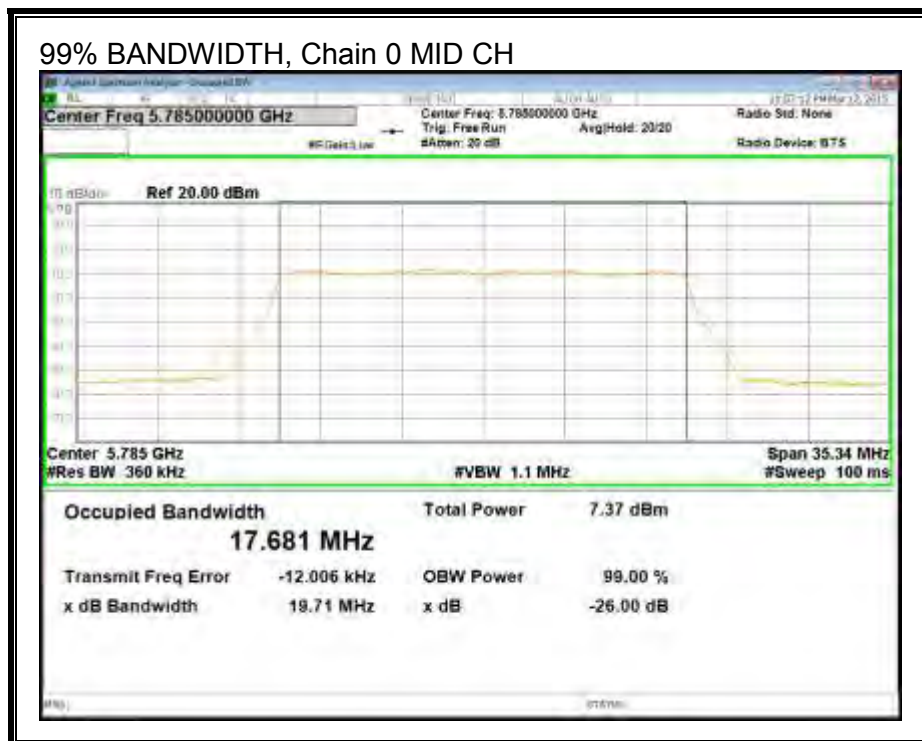
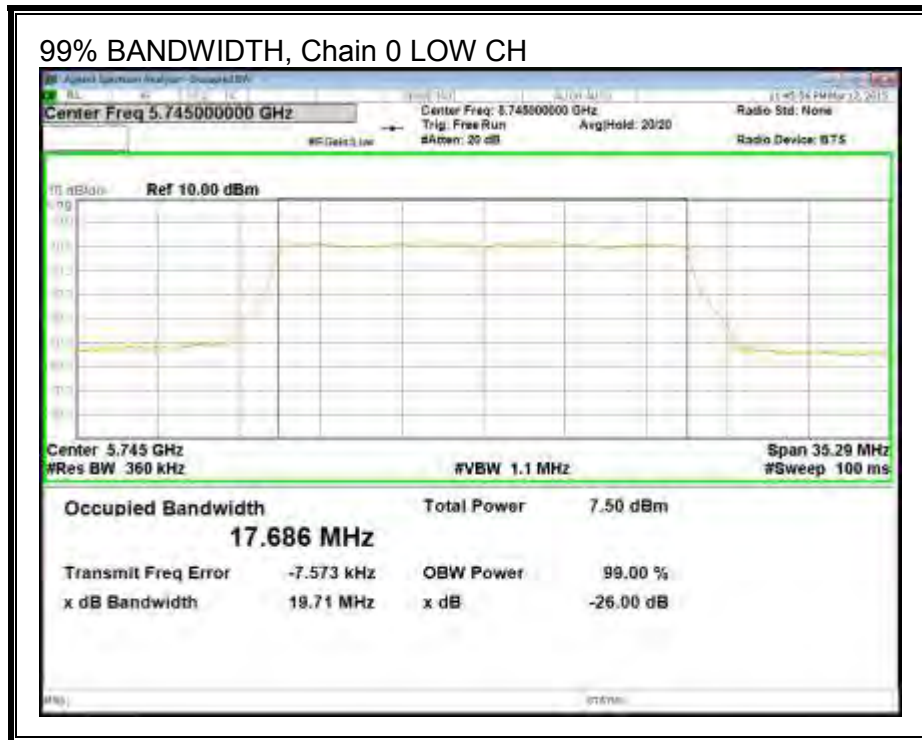
**LIMITS**

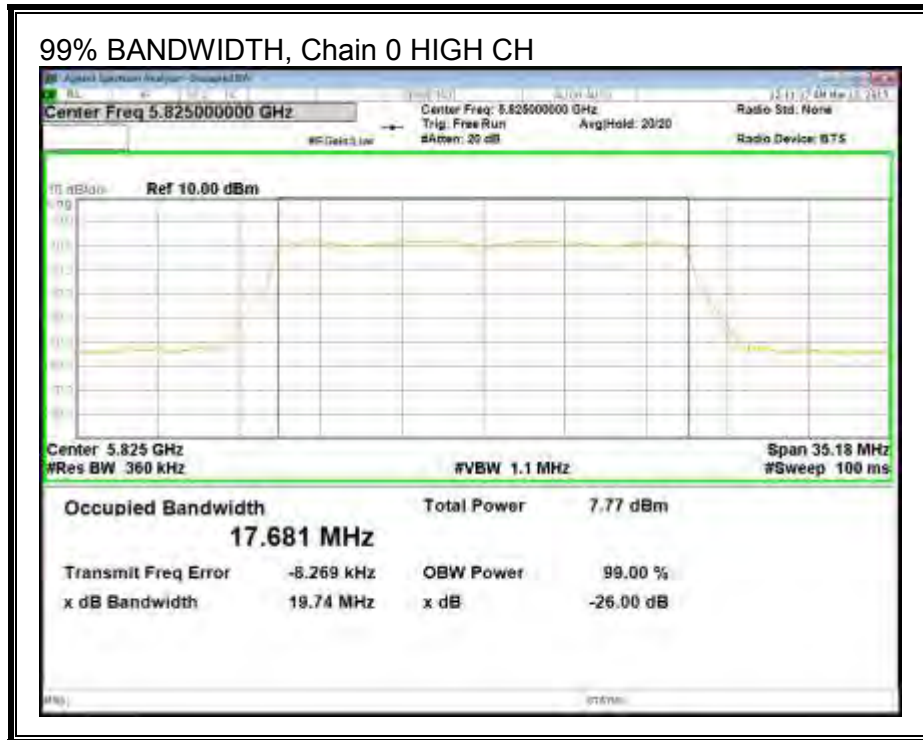
None; for reporting purposes only.

**RESULTS**

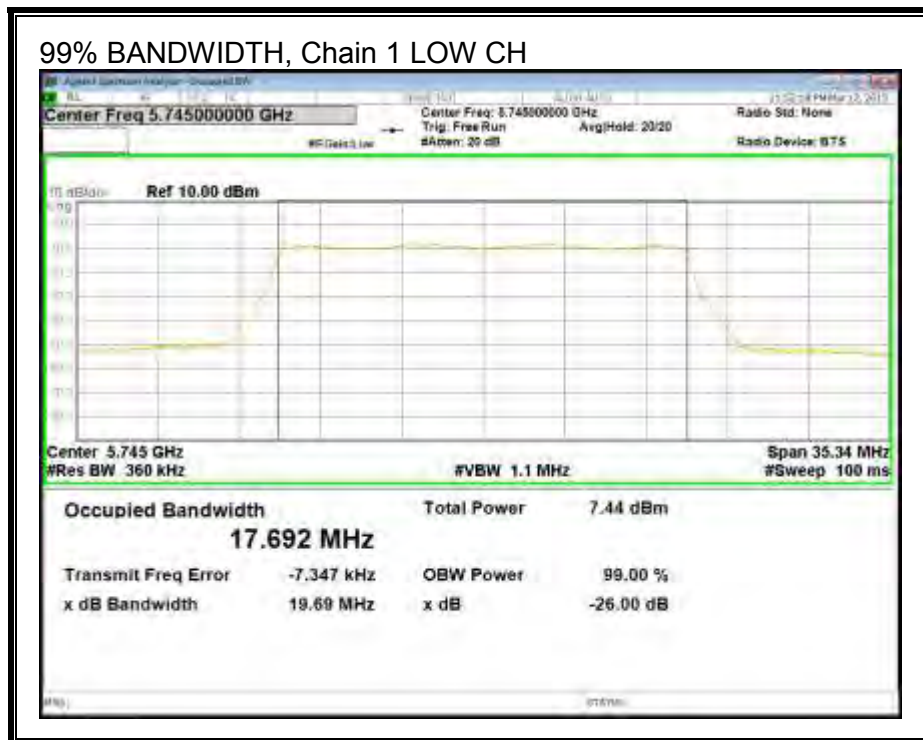
Channel	Frequency (MHz)	99% BW Chain 0 (MHz)	99% BW Chain 1 (MHz)
Low	5745	17.686	17.692
Mid	5785	17.681	17.699
High	5825	17.681	17.688

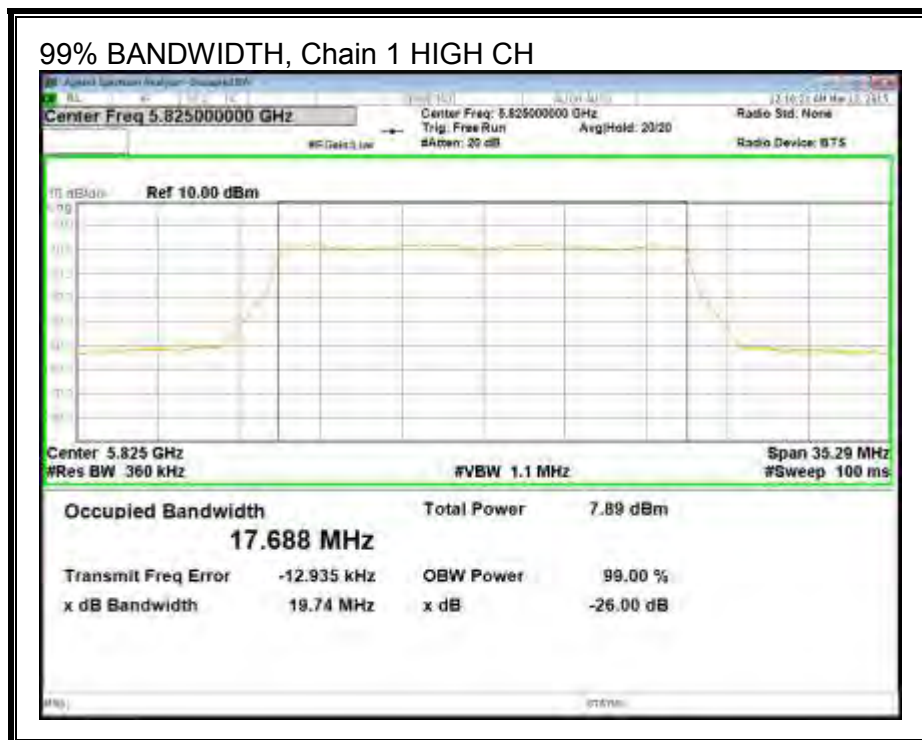
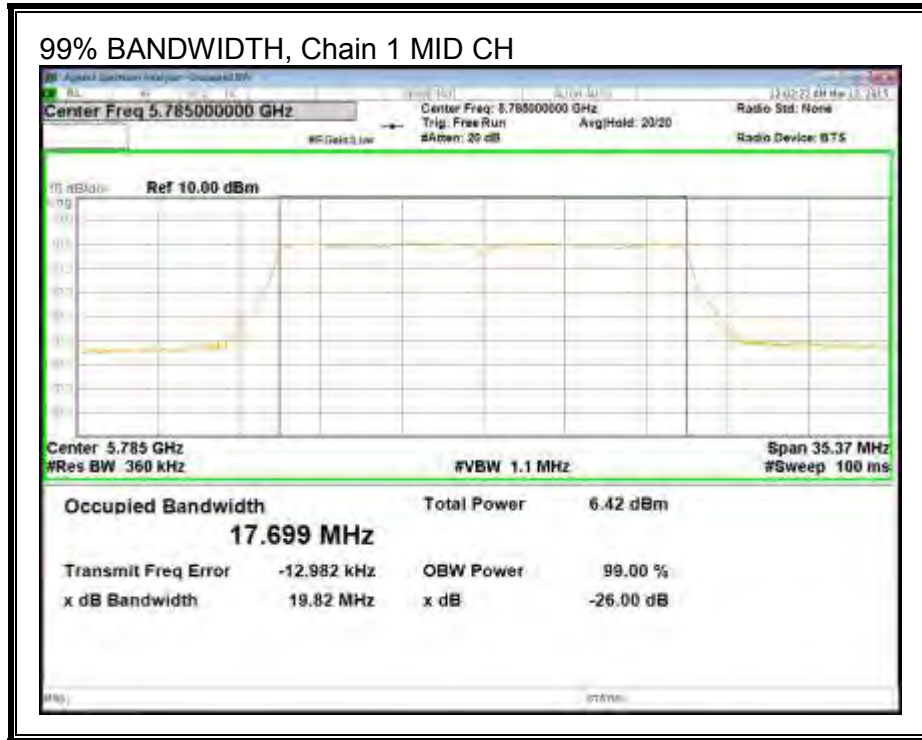
**99% BANDWIDTH, Chain 0**





**99% BANDWIDTH, Chain 1**





### 9.14.4. OUTPUT POWER

#### LIMITS

FCC §15.407 (a) (3)

For the band 5.725-5.85 GHz, the maximum conducted output power over the frequency band of operation shall not exceed 1 W. In addition, the maximum power spectral density shall not exceed 30 dBm in any 500-kHz band. If transmitting antennas of directional gain greater than 6 dBi are used, both the maximum conducted output power and the maximum power spectral density shall be reduced by the amount in dB that the directional gain of the antenna exceeds 6 dBi.

#### DIRECTIONAL ANTENNA GAIN

The TX chains are uncorrelated and the antenna gain is unequal among the chains. The directional gain is:

Chain 0 Antenna Gain (dBi)	Chain 1 Antenna Gain (dBi)	Uncorrelated Chains Directional Gain (dBi)
1.8	3.5	2.73

#### RESULTS

##### Antenna Gain and Limit

Channel	Frequency (MHz)	Directional Gain for Power (dBi)	Power Limit (dBm)
Low	5745	2.73	30.00
Mid	5785	2.73	30.00
High	5825	2.73	30.00

Duty Cycle CF (dB)	0.00	Included in Calculations of Corr'd Power
--------------------	------	--

##### Output Power Results

Channel	Frequency (MHz)	Chain 0 Meas Power (dBm)	Chain 1 Meas Power (dBm)	Total Corr'd Power (dBm)	Power Limit (dBm)	Power Margin (dB)
Low	5745	7.51	6.80	10.18	30.00	-19.82
Mid	5785	7.53	6.82	10.20	30.00	-19.80
High	5825	7.24	8.81	11.11	30.00	-18.89



### 9.14.5. Maximum Power Spectral Density (PSD)

#### LIMITS

FCC §15.407 (a) (3)

For the band 5.725-5.85 GHz, the maximum conducted output power over the frequency band of operation shall not exceed 1 W. In addition, the maximum power spectral density shall not exceed 30 dBm in any 500-kHz band. If transmitting antennas of directional gain greater than 6 dBi are used, both the maximum conducted output power and the maximum power spectral density shall be reduced by the amount in dB that the directional gain of the antenna exceeds 6 dBi.

#### DIRECTIONAL ANTENNA GAIN

The TX chains are uncorrelated and the antenna gain is unequal among the chains. The directional gain is:

Chain 0 Antenna Gain (dBi)	Chain 1 Antenna Gain (dBi)	Uncorrelated Chains Directional Gain (dBi)
1.8	3.5	2.73

#### RESULTS

##### Antenna Gain and Limits

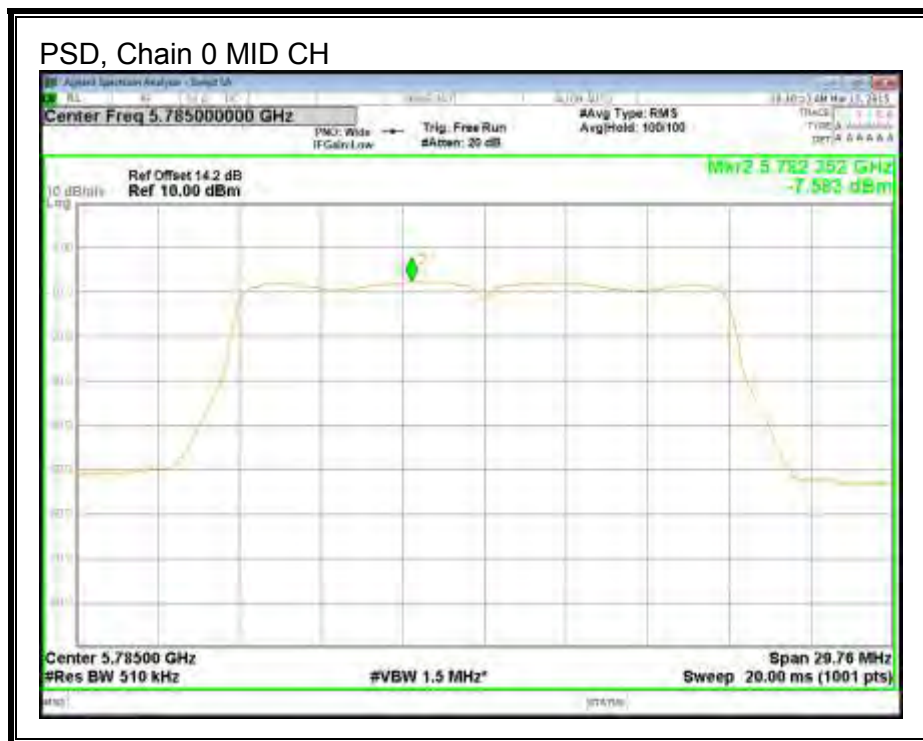
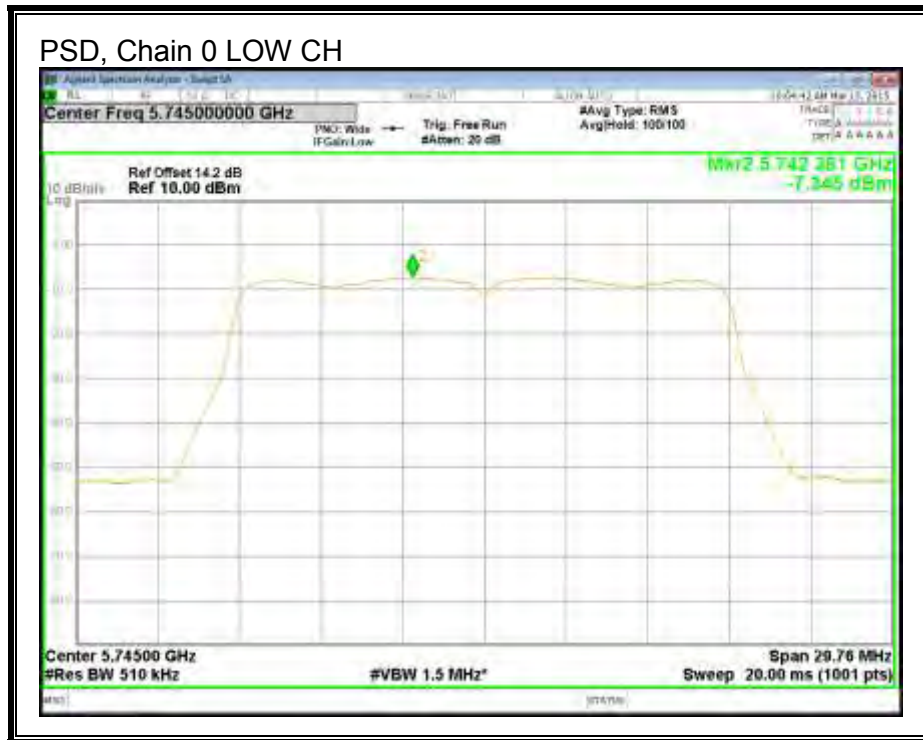
Channel	Frequency (MHz)	Directional Gain (dBi)	PSD Limit (dBm)
Low	5745	2.73	30.00
Mid	5785	2.73	30.00
High	5825	2.73	30.00

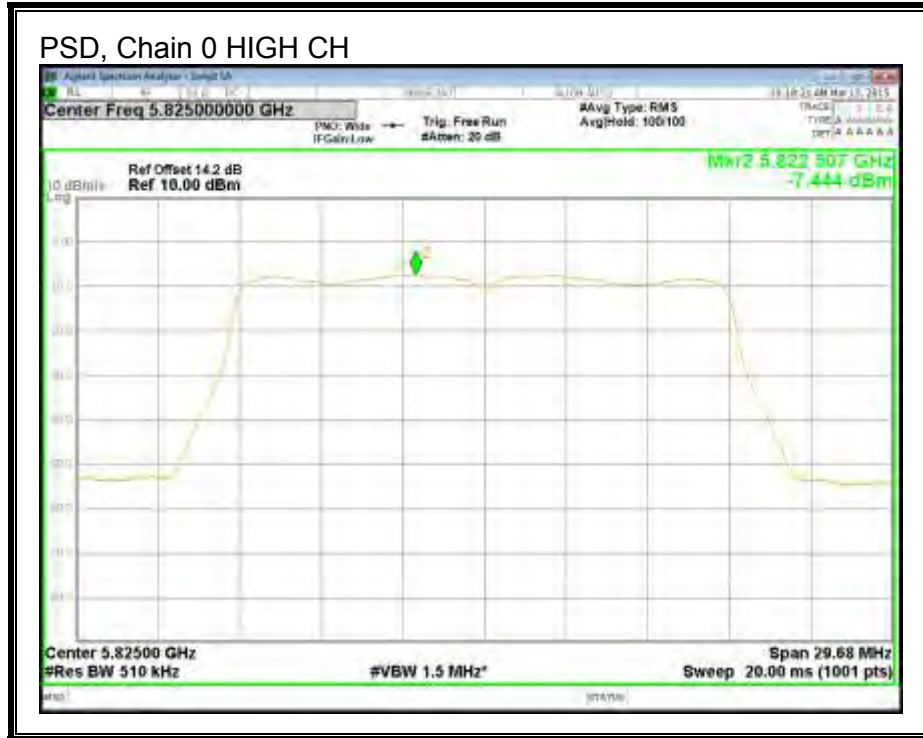
Duty Cycle CF (dB)	0.00	Included in Calculations of Corr'd PSD
--------------------	------	--

##### PSD Results

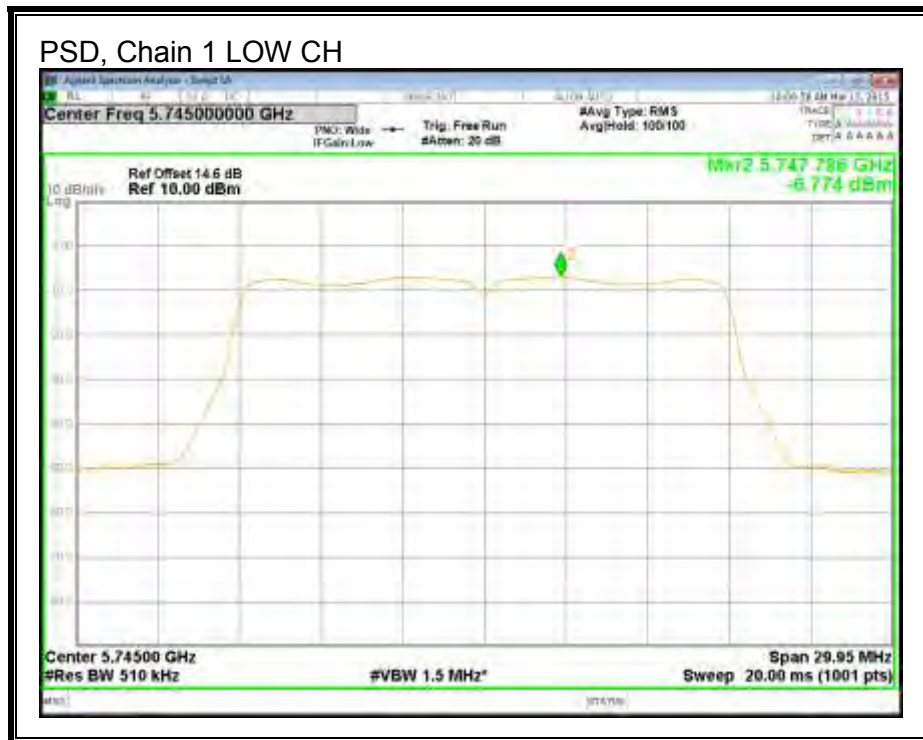
Channel	Frequency (MHz)	Chain 0 Meas PSD (dBm)	Chain 1 Meas PSD (dBm)	Total Corr'd PSD (dBm)	PSD Limit (dBm)	PSD Margin (dB)
Low	5745	-7.345	-6.774	-4.04	30.00	-34.04
Mid	5785	-7.583	-7.034	-4.29	30.00	-34.29
High	5825	-7.444	-7.429	-4.43	30.00	-34.43

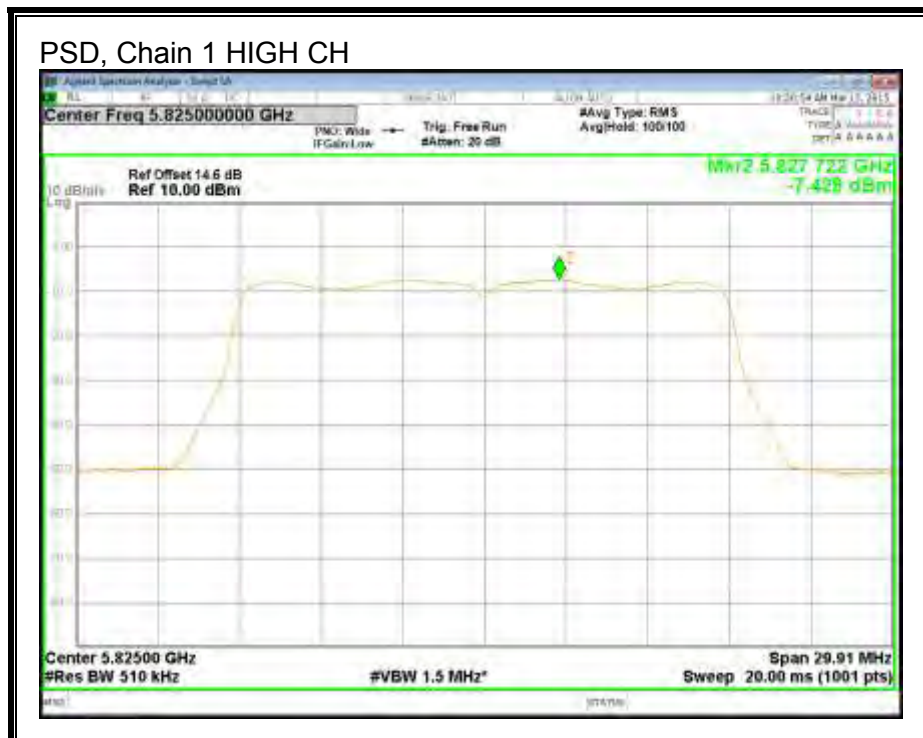
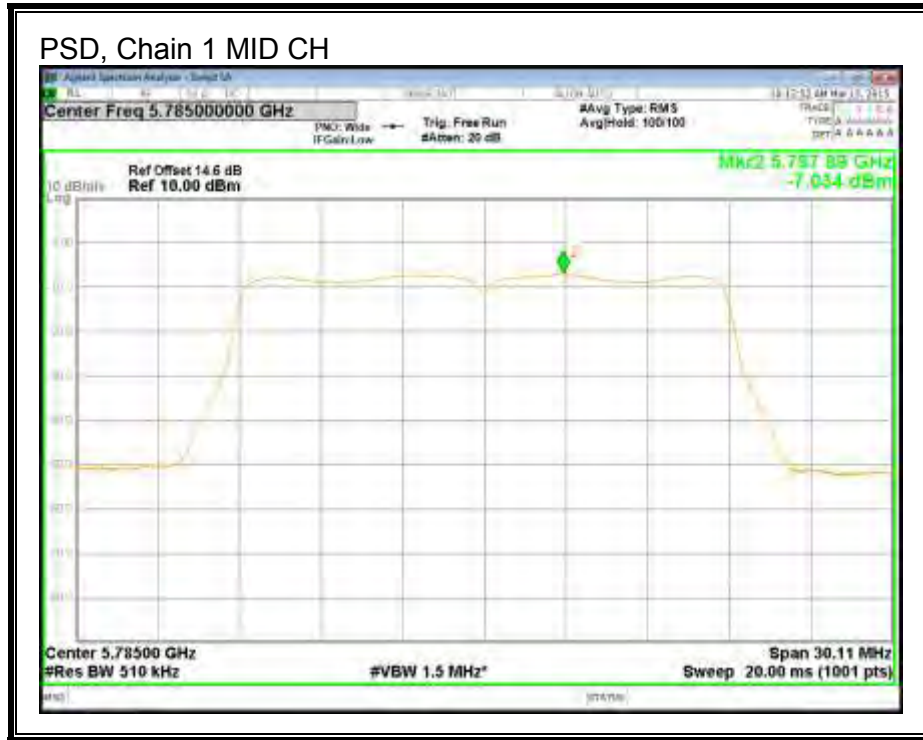
**PSD, Chain 0**





### PSD, Chain 1





**9.15. 802.11n HT40 MODE IN THE 5.8 GHz BAND**

**9.15.1. 6 dB BANDWIDTH**

**LIMITS**

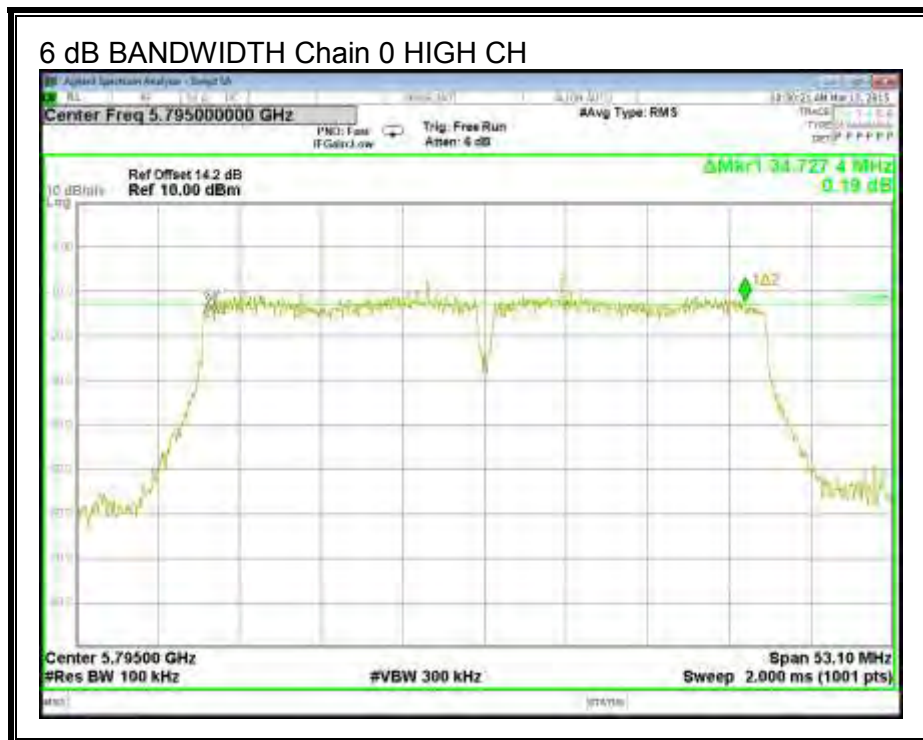
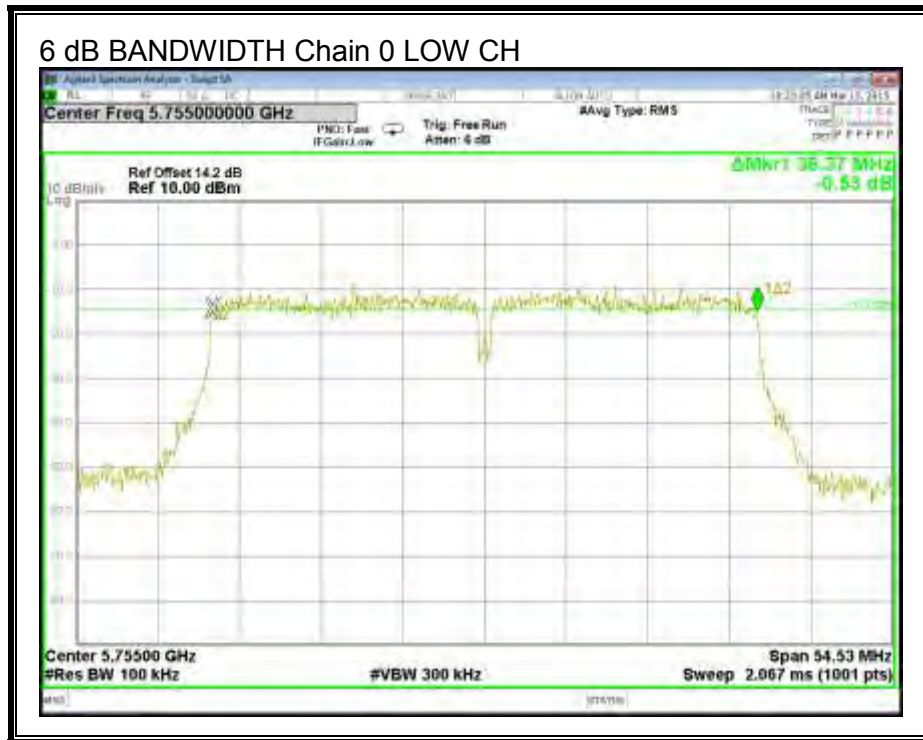
FCC §15.407 (e)

The minimum 6 dB bandwidth shall be at least 500 kHz.

**RESULTS**

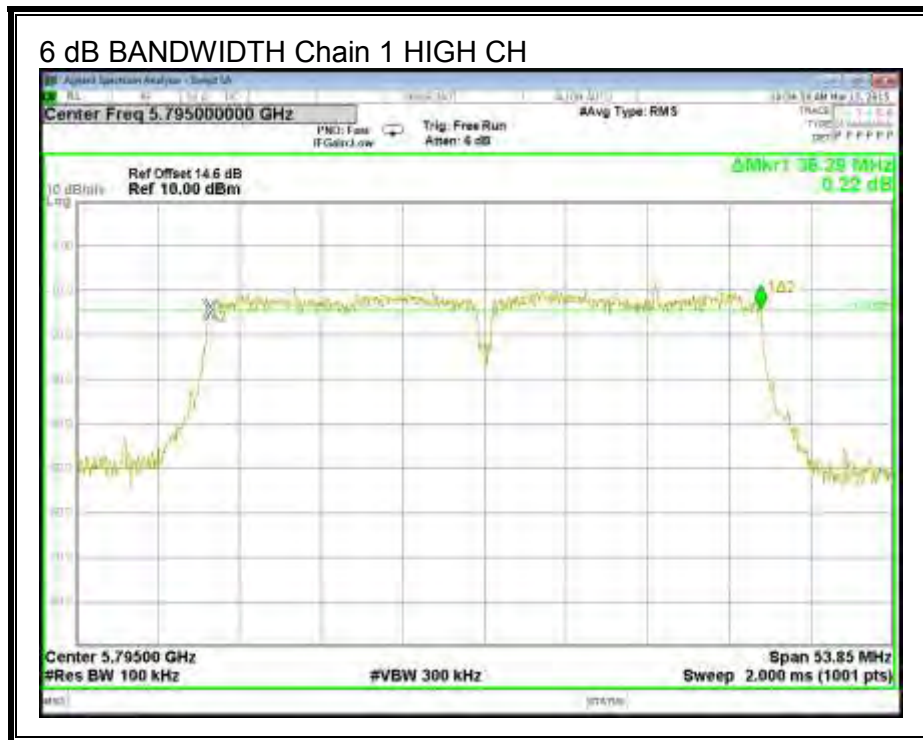
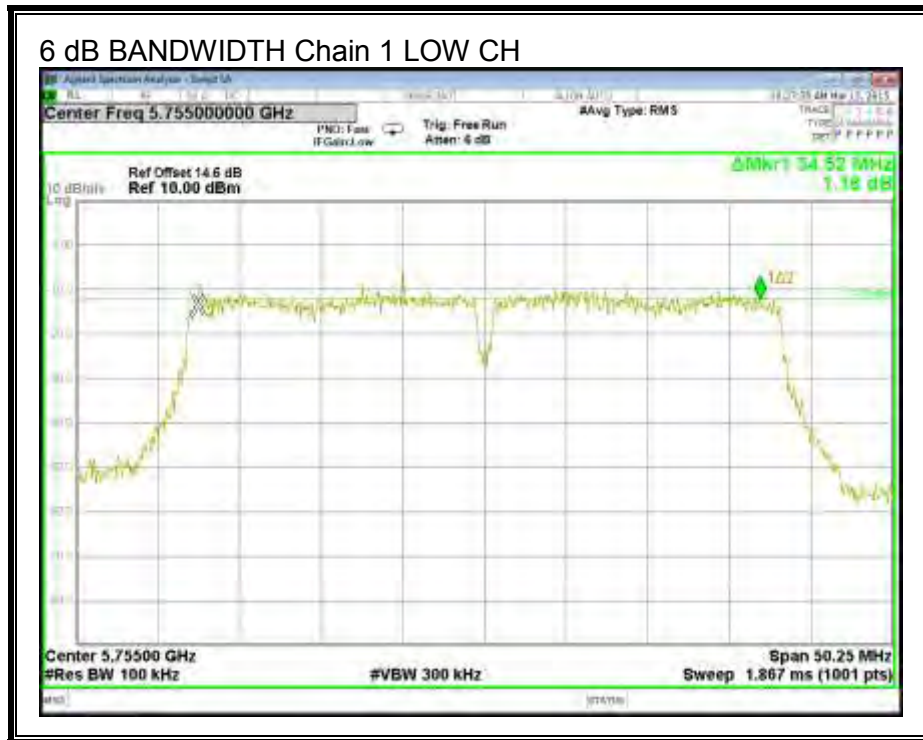
Channel	Frequency (MHz)	6 dB BW Chain 0 (MHz)	6 dB BW Chain 1 (MHz)	Minimum Limit (MHz)
Low	5755	36.37	34.52	0.5
High	5795	34.73	36.29	0.5

**6 dB BANDWIDTH, Chain 0**





**6 dB BANDWIDTH, Chain 1**



**9.15.2. 26 dB BANDWIDTH**

**LIMITS**

None; for reporting purposes only.

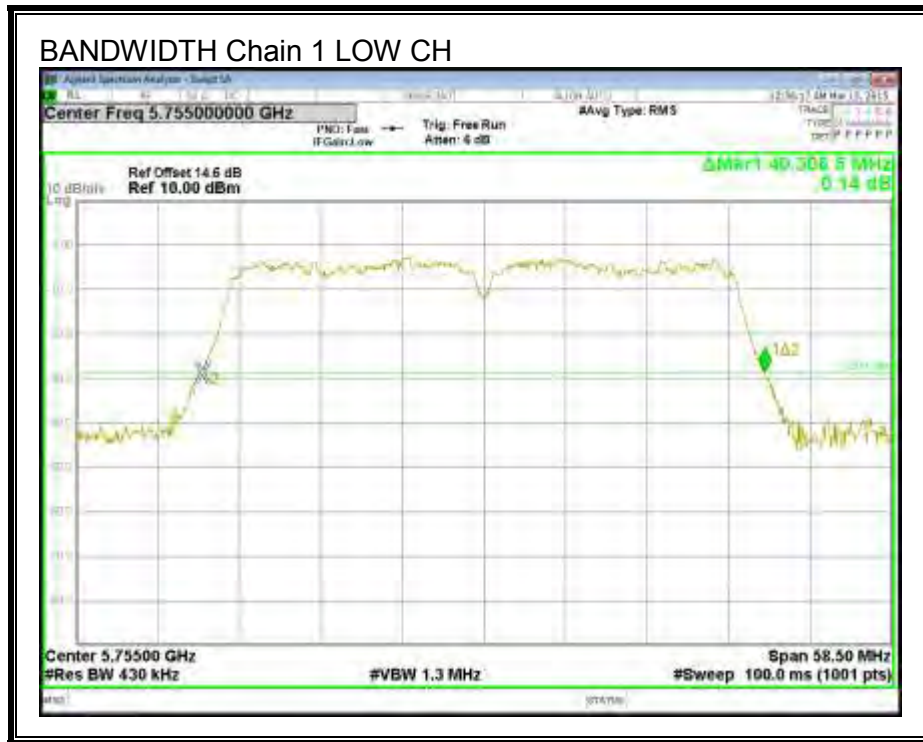
**RESULTS**

Channel	Frequency (MHz)	26 dB BW Chain 0 (MHz)	26 dB BW Chain 1 (MHz)
Low	5755	39.780	40.306
High	5795	39.955	40.423

**26 dB BANDWIDTH, Chain 0**



**26 dB BANDWIDTH, Chain 1**



**9.15.3. 99% BANDWIDTH**

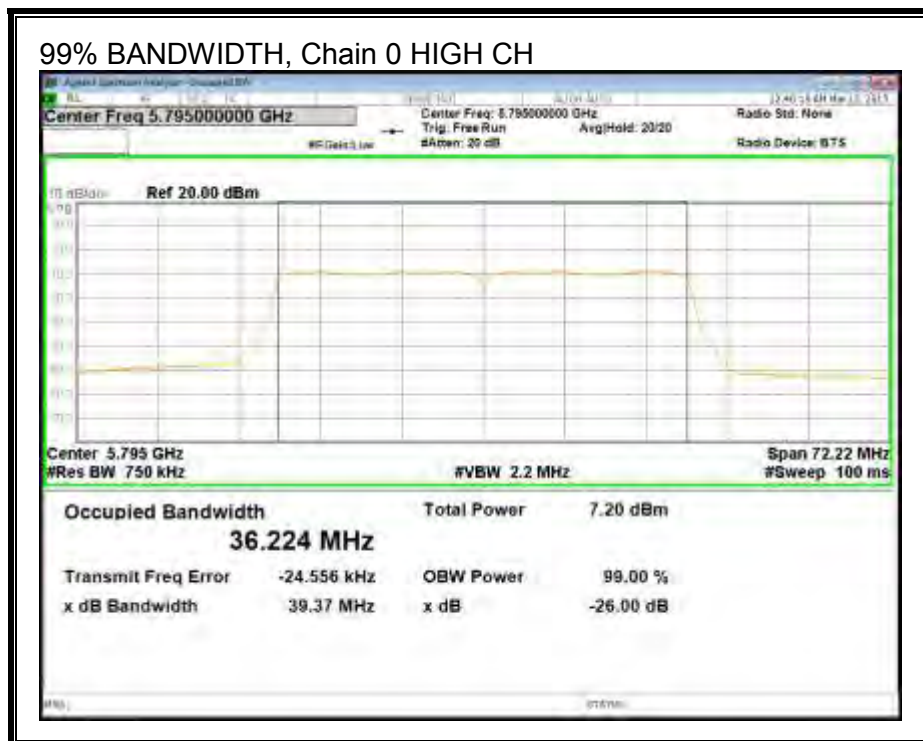
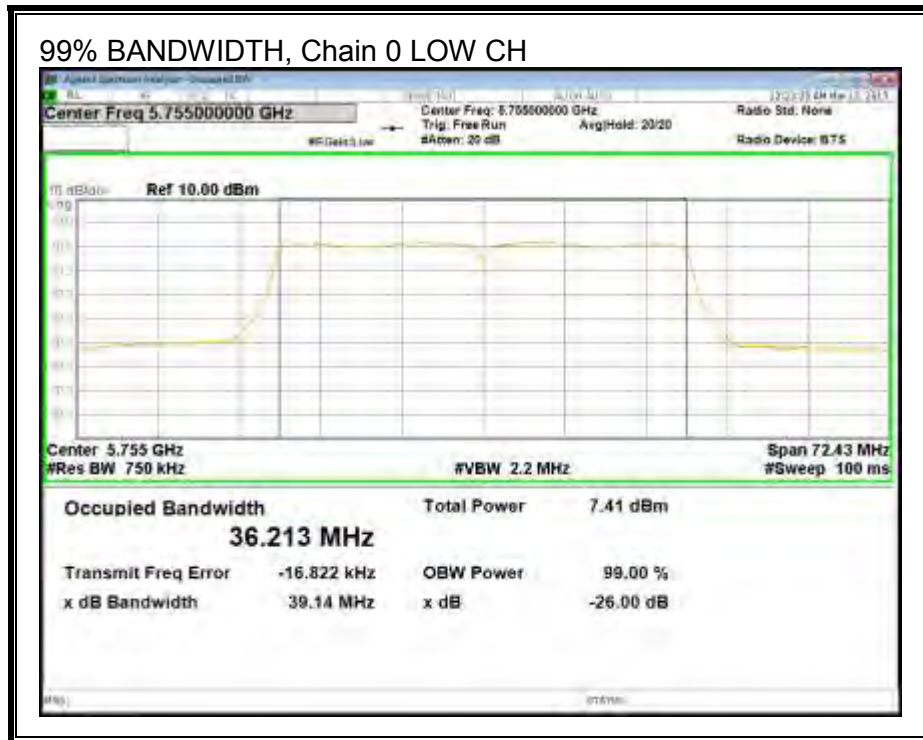
**LIMITS**

None; for reporting purposes only.

**RESULTS**

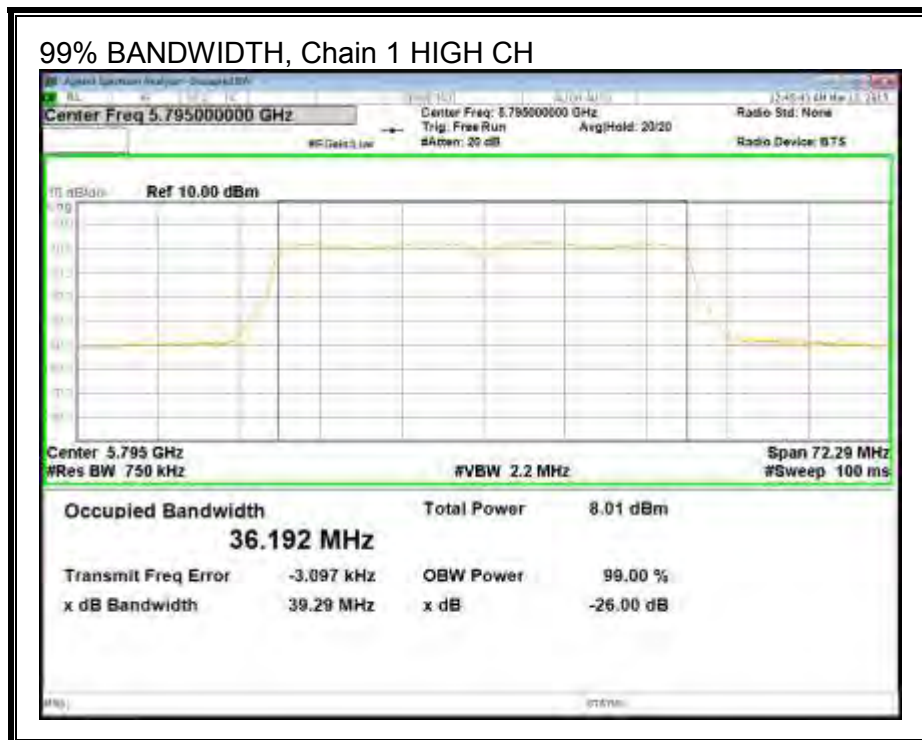
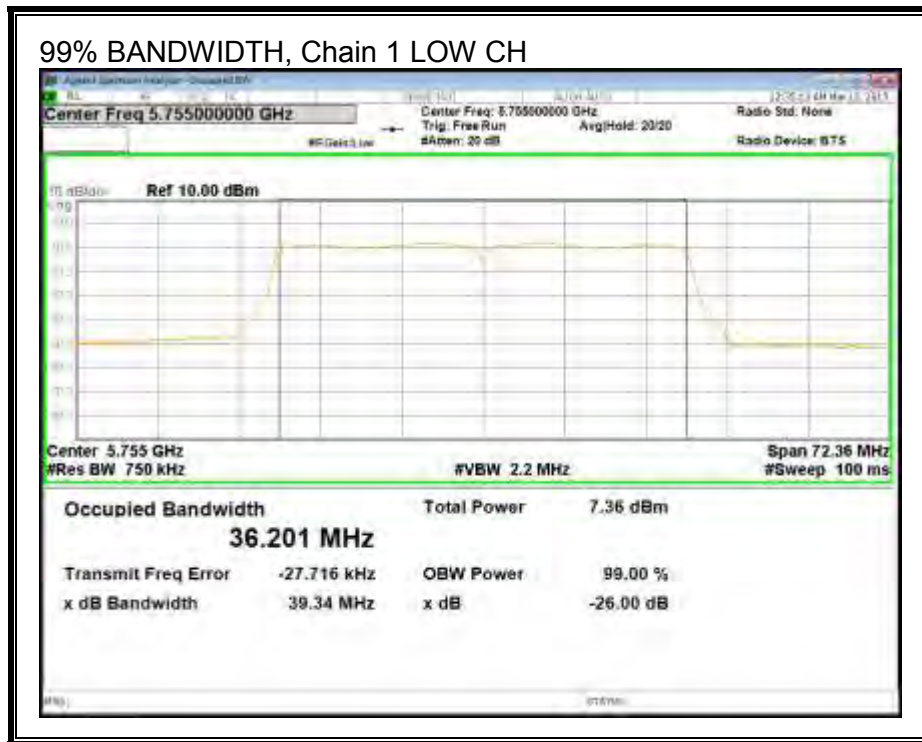
Channel	Frequency (MHz)	99% BW Chain 0 (MHz)	99% BW Chain 1 (MHz)
Low	5755	36.213	36.201
High	5795	36.224	36.192

**99% BANDWIDTH, Chain 0**





**99% BANDWIDTH, Chain 1**



### 9.15.4. OUTPUT POWER

#### LIMITS

FCC §15.407 (a) (3)

For the band 5.725-5.85 GHz, the maximum conducted output power over the frequency band of operation shall not exceed 1 W. In addition, the maximum power spectral density shall not exceed 30 dBm in any 500-kHz band. If transmitting antennas of directional gain greater than 6 dBi are used, both the maximum conducted output power and the maximum power spectral density shall be reduced by the amount in dB that the directional gain of the antenna exceeds 6 dBi.

#### DIRECTIONAL ANTENNA GAIN

The TX chains are uncorrelated and the antenna gain is unequal among the chains. The directional gain is:

Chain 0 Antenna Gain (dBi)	Chain 1 Antenna Gain (dBi)	Uncorrelated Chains Directional Gain (dBi)
1.8	3.5	2.73

#### RESULTS

##### Antenna Gain and Limit

Channel	Frequency (MHz)	Directional Gain (dBi)	Power Limit (dBm)
Low	5755	2.73	30.00
High	5795	2.73	30.00

Duty Cycle CF (dB)	0.13	Included in Calculations of Corr'd Power
--------------------	------	--

##### Output Power Results

Channel	Frequency (MHz)	Chain 0 Meas Power (dBm)	Chain 1 Meas Power (dBm)	Total Corr'd Power (dBm)	Power Limit (dBm)	Power Margin (dB)
Low	5755	7.53	6.83	10.33	30.00	-19.67
High	5795	7.65	7.00	10.48	30.00	-19.52

### 9.15.5. Maximum Power Spectral Density (PSD)

#### LIMITS

FCC §15.407 (a) (3)

For the band 5.725-5.85 GHz, the maximum conducted output power over the frequency band of operation shall not exceed 1 W. In addition, the maximum power spectral density shall not exceed 30 dBm in any 500-kHz band. If transmitting antennas of directional gain greater than 6 dBi are used, both the maximum conducted output power and the maximum power spectral density shall be reduced by the amount in dB that the directional gain of the antenna exceeds 6 dBi.

#### DIRECTIONAL ANTENNA GAIN

The TX chains are uncorrelated and the antenna gain is unequal among the chains. The directional gain is:

Chain 0 Antenna Gain (dBi)	Chain 1 Antenna Gain (dBi)	Uncorrelated Chains Directional Gain (dBi)
1.8	3.5	2.73

#### RESULTS

##### Antenna Gain and Limit

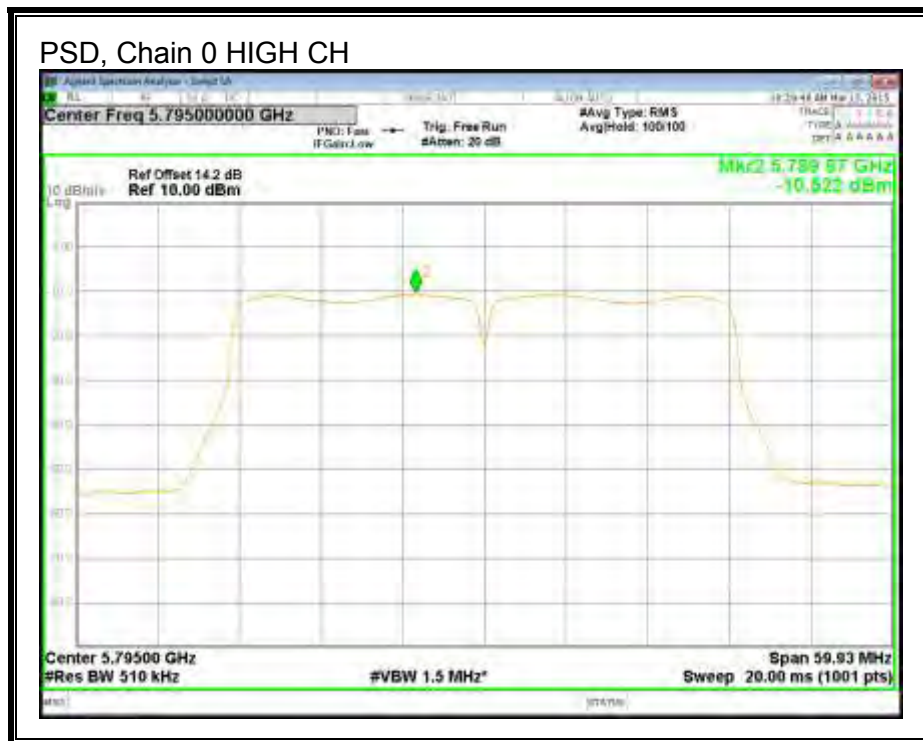
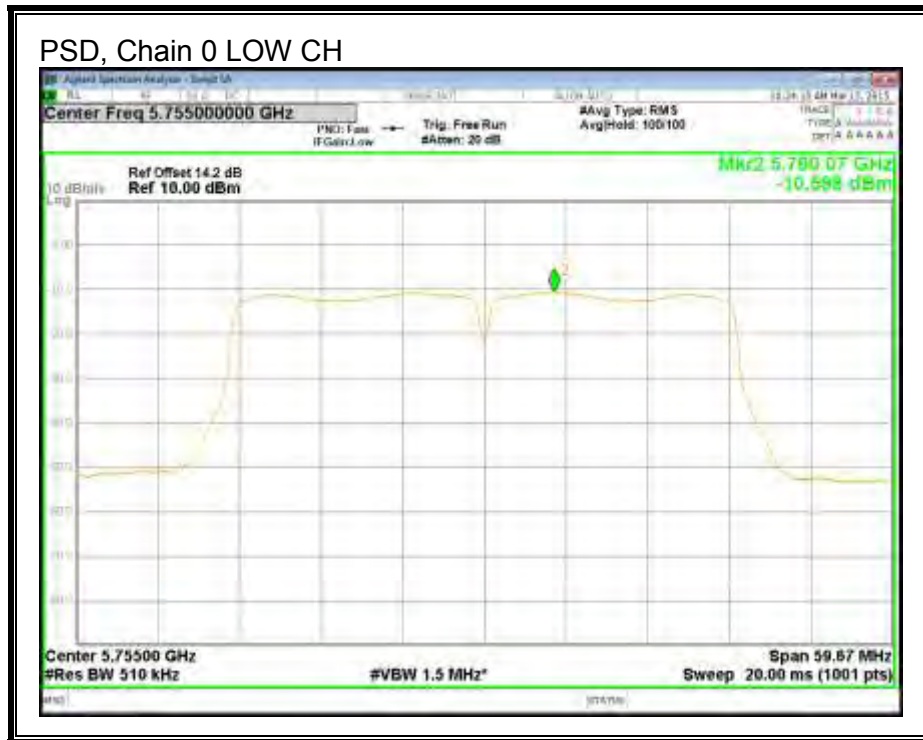
Channel	Frequency (MHz)	Directional Gain (dBi)	PSD Limit (dBm)
Low	5755	2.73	30.00
High	5795	2.73	30.00

Duty Cycle CF (dB)	0.13	Included in Calculations of Corr'd PSD
--------------------	------	--

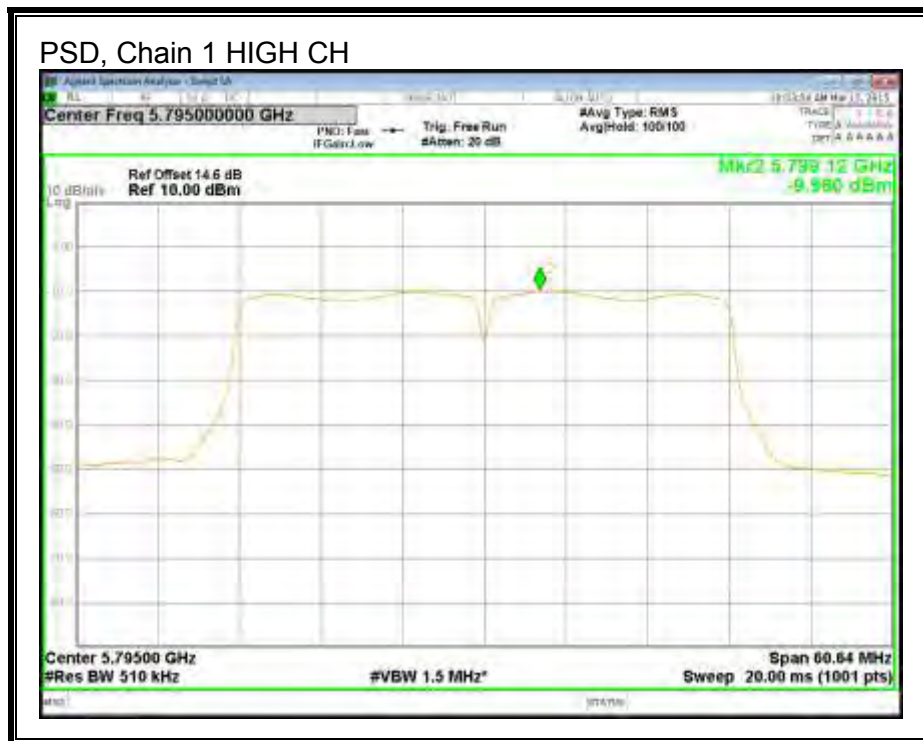
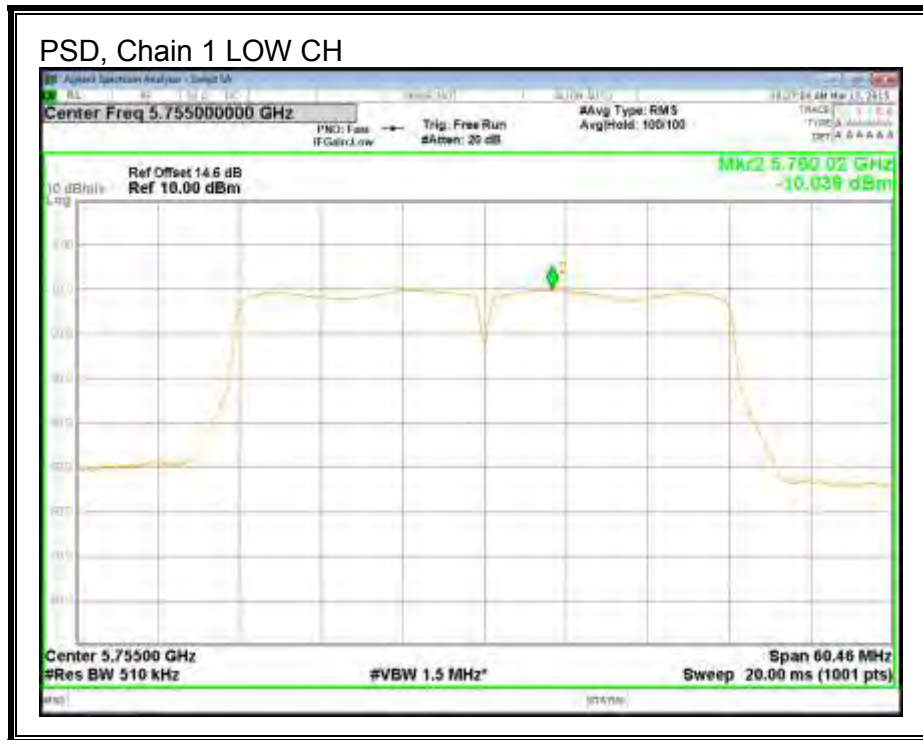
##### PSD Results

Channel	Frequency (MHz)	Chain 0 Meas PSD (dBm)	Chain 1 Meas PSD (dBm)	Total Corr'd PSD (dBm)	PSD Limit (dBm)	PSD Margin (dB)
Low	5755	-10.598	-10.039	-7.17	30.00	-37.17
High	5795	-10.522	-9.960	-7.09	30.00	-37.09

**PSD, Chain 0**



**PSD, Chain 1**



**9.16. 802.11ac VHT80 MODE IN THE 5.8 GHz BAND**

**9.16.1. 6 dB BANDWIDTH**

**LIMITS**

FCC §15.407 (e)

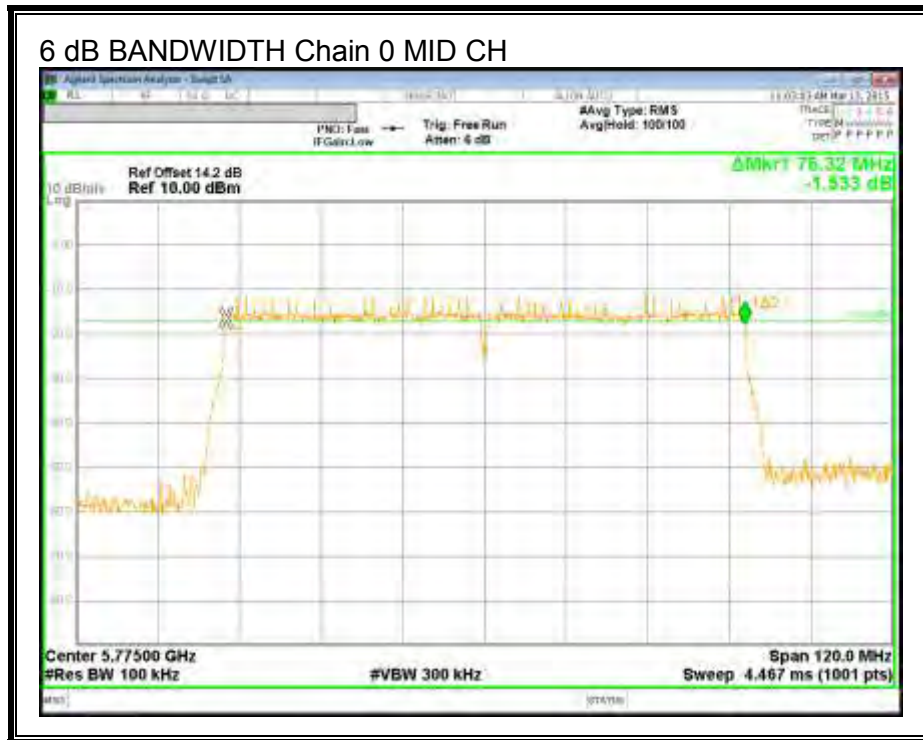
The minimum 6 dB bandwidth shall be at least 500 kHz.

**RESULTS**

Channel	Frequency (MHz)	6 dB BW Chain 0 (MHz)	6 dB BW Chain 1 (MHz)	Minimum Limit (MHz)
Mid	5775	76.32	76.48	0.5



**6 dB BANDWIDTH, Chain 0**



**6 dB BANDWIDTH, Chain 1**



**9.16.2. 26 dB BANDWIDTH**

**LIMITS**

None; for reporting purposes only.

**RESULTS**

Channel	Frequency (MHz)	26 dB BW Chain 0 (MHz)	26 dB BW Chain 1 (MHz)
Mid	5775	81.87	82.53

**26 dB BANDWIDTH, Chain 0**



**26 dB BANDWIDTH, Chain 1**



**9.16.3. 99% BANDWIDTH**

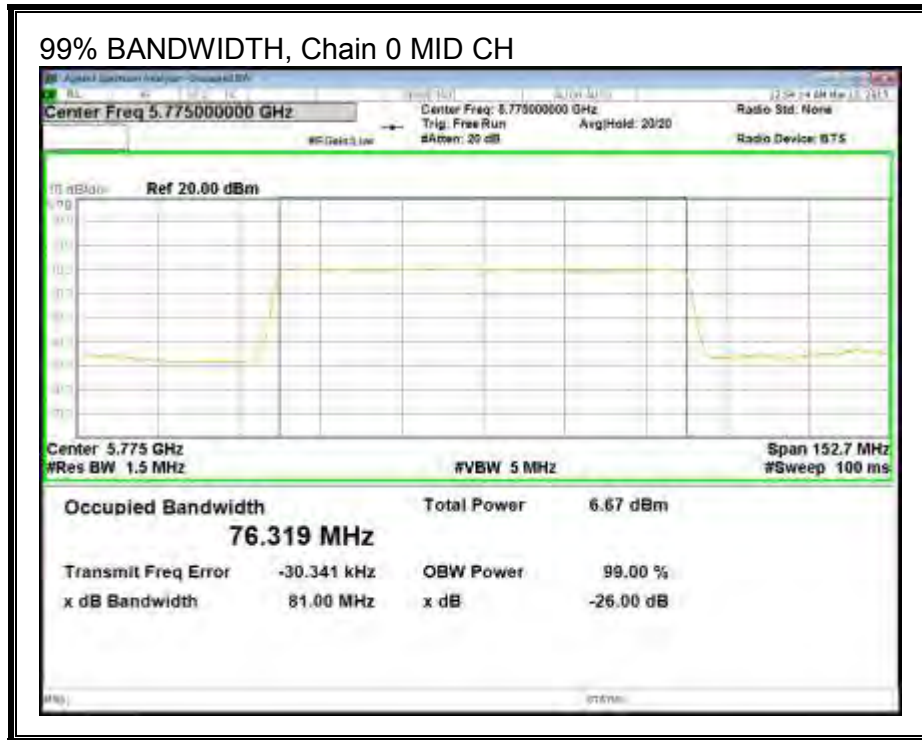
**LIMITS**

None; for reporting purposes only.

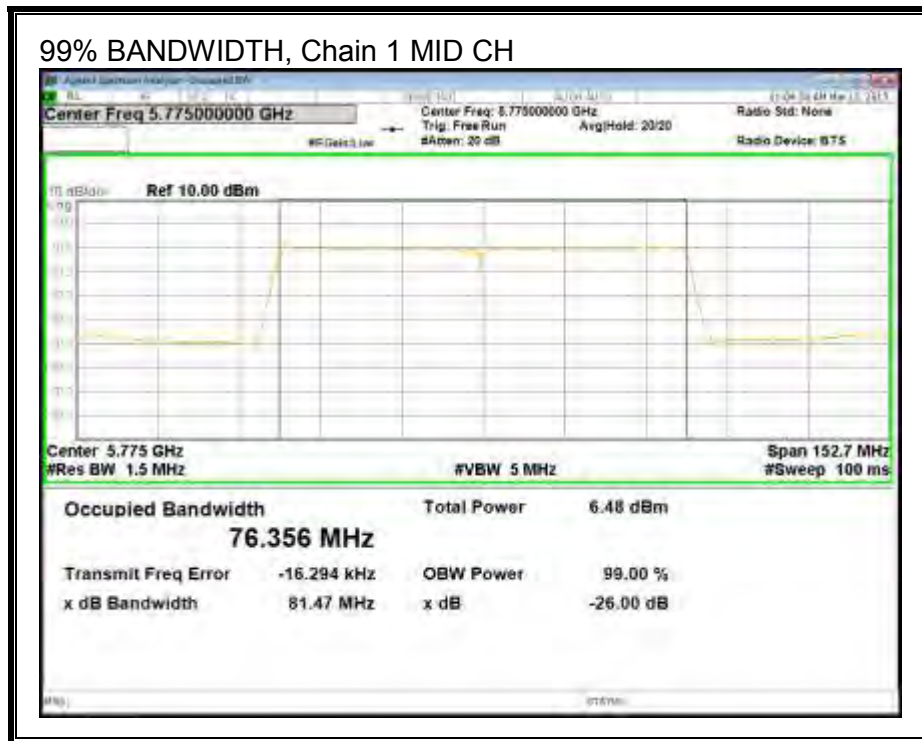
**RESULTS**

Channel	Frequency (MHz)	99% BW Chain 0 (MHz)	99% BW Chain 1 (MHz)
Mid	5775	76.319	76.356

**99% BANDWIDTH, Chain 0**



**99% BANDWIDTH, Chain 1**



### 9.16.4. OUTPUT POWER

#### LIMITS

FCC §15.407 (a) (3)

For the band 5.725-5.85 GHz, the maximum conducted output power over the frequency band of operation shall not exceed 1 W. In addition, the maximum power spectral density shall not exceed 30 dBm in any 500-kHz band. If transmitting antennas of directional gain greater than 6 dBi are used, both the maximum conducted output power and the maximum power spectral density shall be reduced by the amount in dB that the directional gain of the antenna exceeds 6 dBi.

#### DIRECTIONAL ANTENNA GAIN

The TX chains are uncorrelated and the antenna gain is unequal among the chains. The directional gain is:

Chain 0 Antenna Gain (dBi)	Chain 1 Antenna Gain (dBi)	Uncorrelated Chains Directional Gain (dBi)
1.8	3.5	2.73

#### RESULTS

##### Antenna Gain and Limit

Channel	Frequency (MHz)	Directional Gain (dBi)	Power Limit (dBm)
Mid	5775	2.73	30.00

Duty Cycle CF (dB)	0.26	Included in Calculations of Corr'd Power
--------------------	------	--

##### Output Power Results

Channel	Frequency (MHz)	Chain 0 Meas Power (dBm)	Chain 1 Meas Power (dBm)	Total Corr'd Power (dBm)	Power Limit (dBm)	Power Margin (dB)
Mid	5775	6.67	5.65	9.46	30.00	-20.54



**9.16.5. Maximum Power Spectral Density (PSD)**

**LIMITS**

FCC §15.407 (a) (3)

For the band 5.725-5.85 GHz, the maximum conducted output power over the frequency band of operation shall not exceed 1 W. In addition, the maximum power spectral density shall not exceed 30 dBm in any 500-kHz band. If transmitting antennas of directional gain greater than 6 dBi are used, both the maximum conducted output power and the maximum power spectral density shall be reduced by the amount in dB that the directional gain of the antenna exceeds 6 dBi.

**DIRECTIONAL ANTENNA GAIN**

The TX chains are uncorrelated and the antenna gain is unequal among the chains. The directional gain is:

Chain 0 Antenna Gain (dBi)	Chain 1 Antenna Gain (dBi)	Uncorrelated Chains Directional Gain (dBi)
1.8	3.5	2.73

**RESULTS**

**Antenna Gain and Limit**

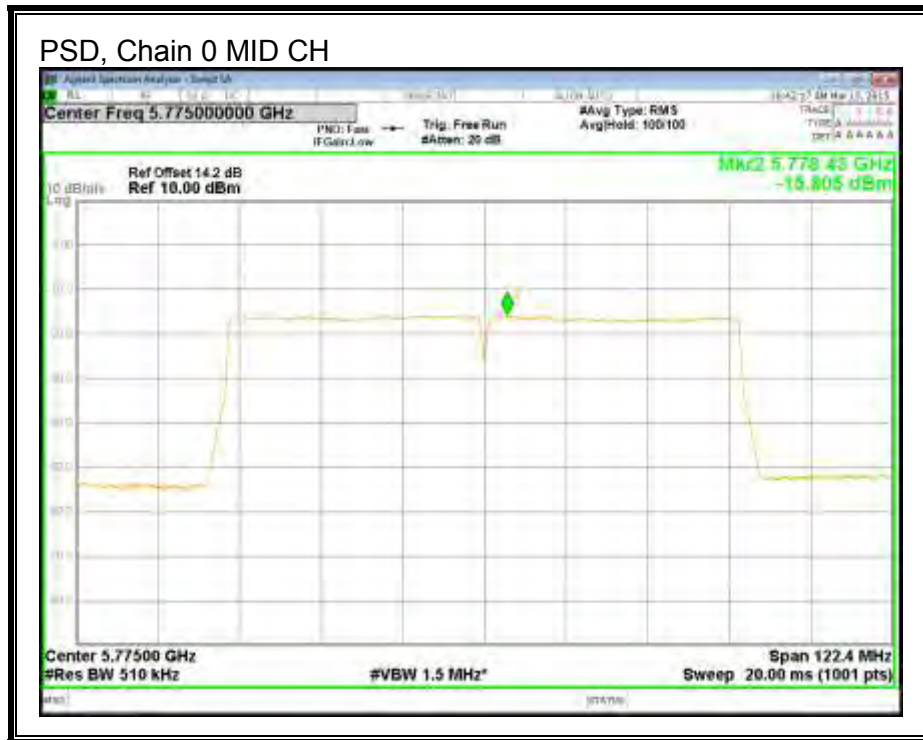
Channel	Frequency (MHz)	Directional Gain (dBi)	PSD Limit (dBm)
Mid	5755	2.73	30.00

<b>Duty Cycle CF (dB)</b>	0.26	<b>Included in Calculations of Corr'd PSD</b>
---------------------------	------	---

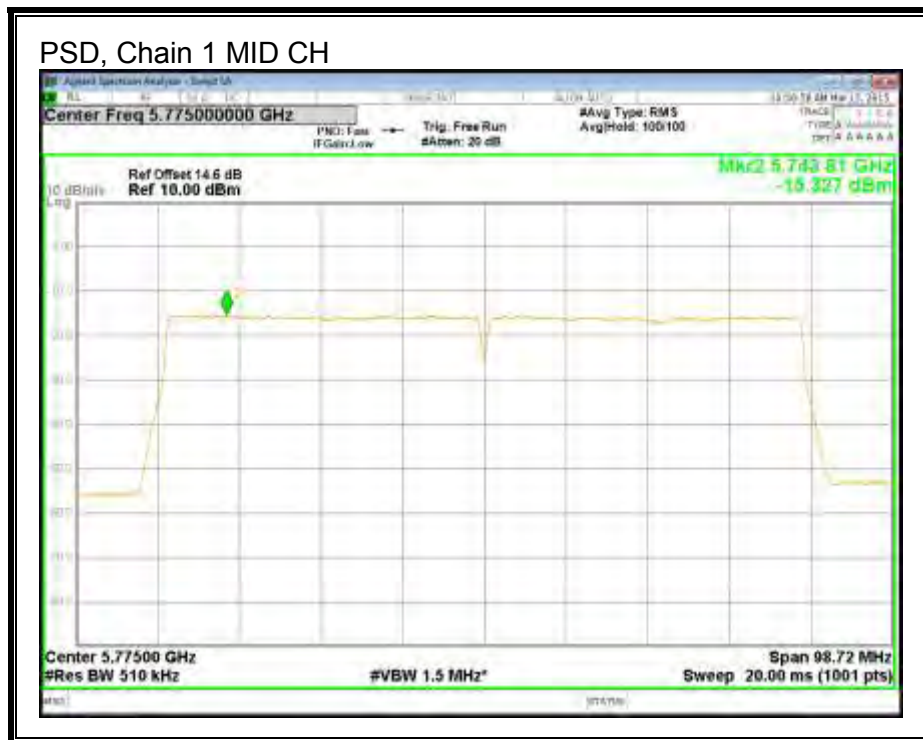
**PSD Results**

Channel	Frequency (MHz)	Chain 0 Meas PSD (dBm)	Chain 1 Meas PSD (dBm)	Total Corr'd PSD (dBm)	PSD Limit (dBm)	PSD Margin (dB)
Mid	5755	-15.805	-15.327	-12.29	30.00	-42.29

**PSD, Chain 0**



**PSD, Chain 1**



## 10. RADIATED TEST RESULTS

### 10.1. LIMITS AND PROCEDURE

#### LIMITS

FCC §15.205 and §15.209

Frequency Range (MHz)	Field Strength Limit (uV/m) at 3 m	Field Strength Limit (dBuV/m) at 3 m
30 - 88	100	40
88 - 216	150	43.5
216 - 960	200	46
Above 960	500	54

#### TEST PROCEDURE

The EUT is placed on a non-conducting table 80 cm above the ground plane. The antenna to EUT distance is 3 meters.

For measurements below 1 GHz the resolution bandwidth is set to 100 kHz for peak detection measurements or 120 kHz for quasi-peak detection measurements. Peak detection is used unless otherwise noted as quasi-peak.

For measurements above 1 GHz the resolution bandwidth is set to 1 MHz; the video bandwidth is set to 1 MHz for peak measurements and as applicable for average measurements.

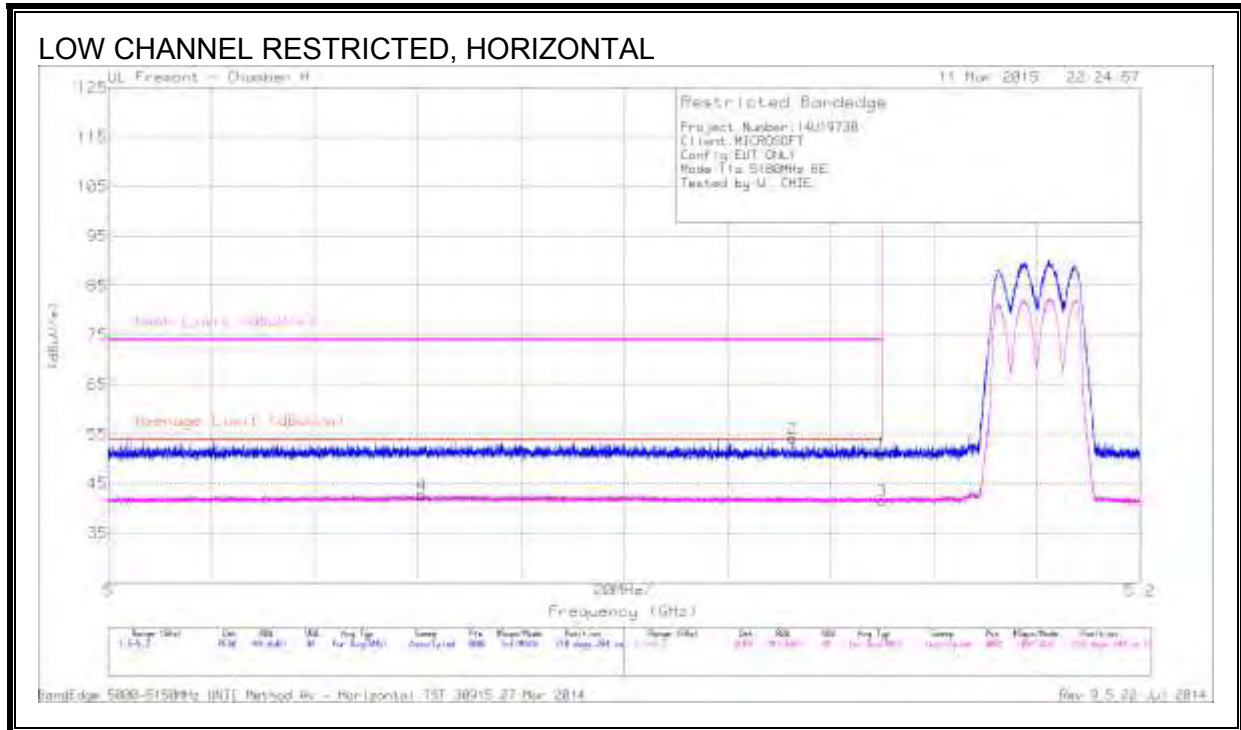
The spectrum from 30 MHz to 40 GHz is investigated with the transmitter set to the lowest, middle, and highest channels in each applicable band.

The frequency range of interest is monitored at a fixed antenna height and EUT azimuth. The EUT is rotated through 360 degrees to maximize emissions received. The antenna is scanned from 1 to 4 meters above the ground plane to further maximize the emission. Measurements are made with the antenna polarized in both the vertical and the horizontal positions.

## 10.2. TRANSMITTER ABOVE 1 GHz

### 10.2.1. TX ABOVE 1 GHz 802.11a MODE IN THE 5.2 GHz BAND

#### RESTRICTED BANDEDGE (LOW CHANNEL)



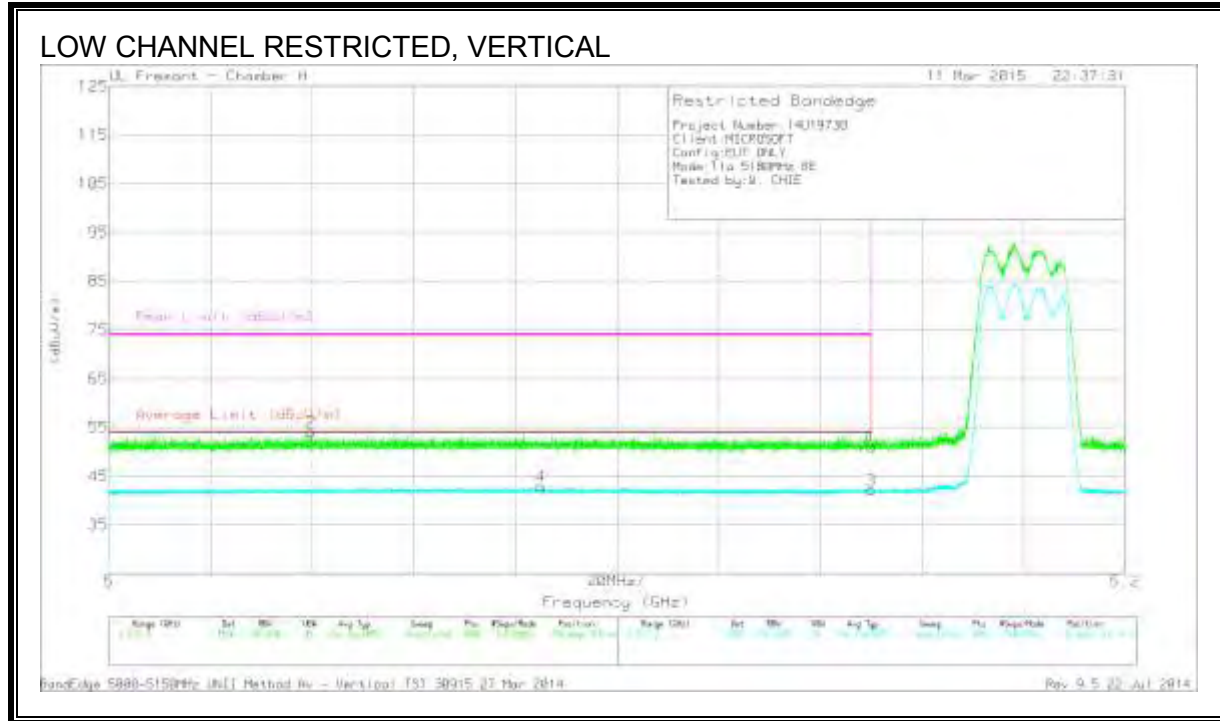
#### DATA

Marker	Frequency (GHz)	Meter Reading (dBuV)	Det	AF T863 (dB/m)	Amp/Cb/Fit r/Pad (dB)	Corrected Reading (dBuV/m)	Average Limit (dBuV/m)	Margin (dB)	Peak Limit (dBuV/m)	PK Margin (dB)	Azimuth (Degs)	Height (cm)	Polarity
4	* 5.061	31.1	RMS	34.4	-22.8	42.70	54	-11.3	-	-	210	284	H
2	* 5.133	42.47	PK	34.5	-22.8	54.17	-	-	74	-19.83	210	284	H
1	* 5.15	39.36	PK	34.5	-22.8	51.06	-	-	74	-22.94	210	284	H
3	* 5.15	29.7	RMS	34.5	-22.8	41.40	54	-12.6	-	-	210	284	H

\* - indicates frequency in CFR 47, Part 15 and Industry Canada RSS-Restricted Band.

PK - Peak detector

RMS - RMS detection



**DATA**

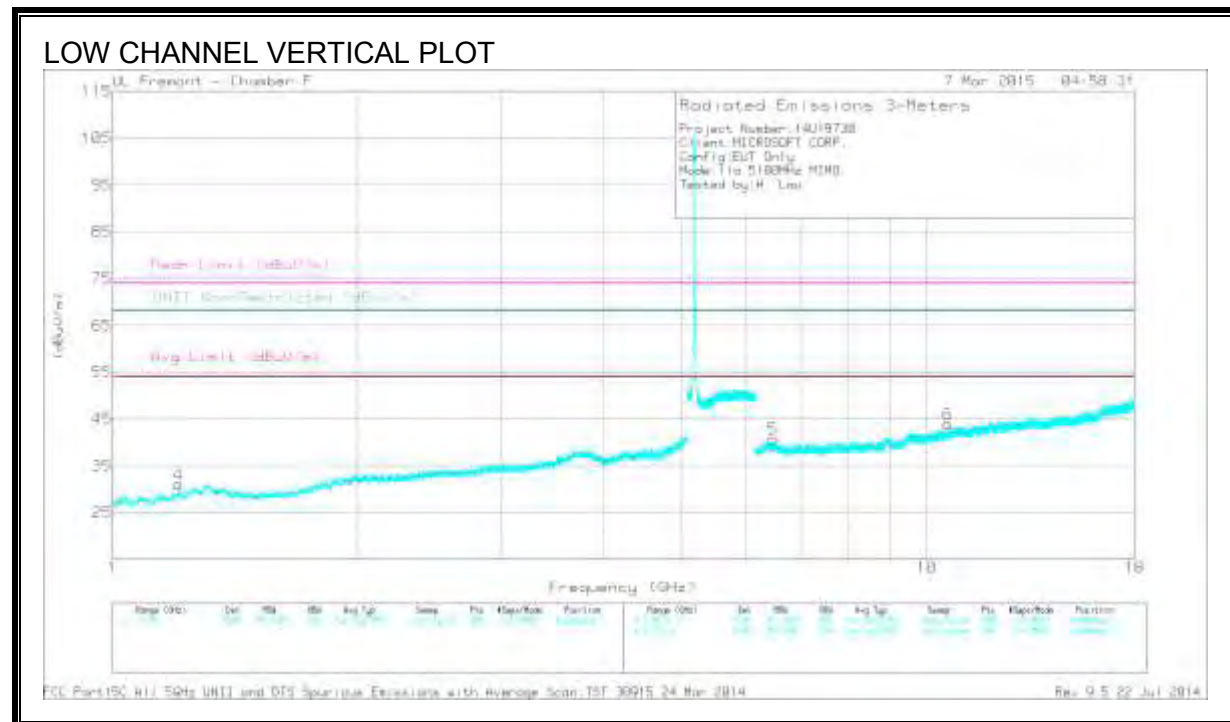
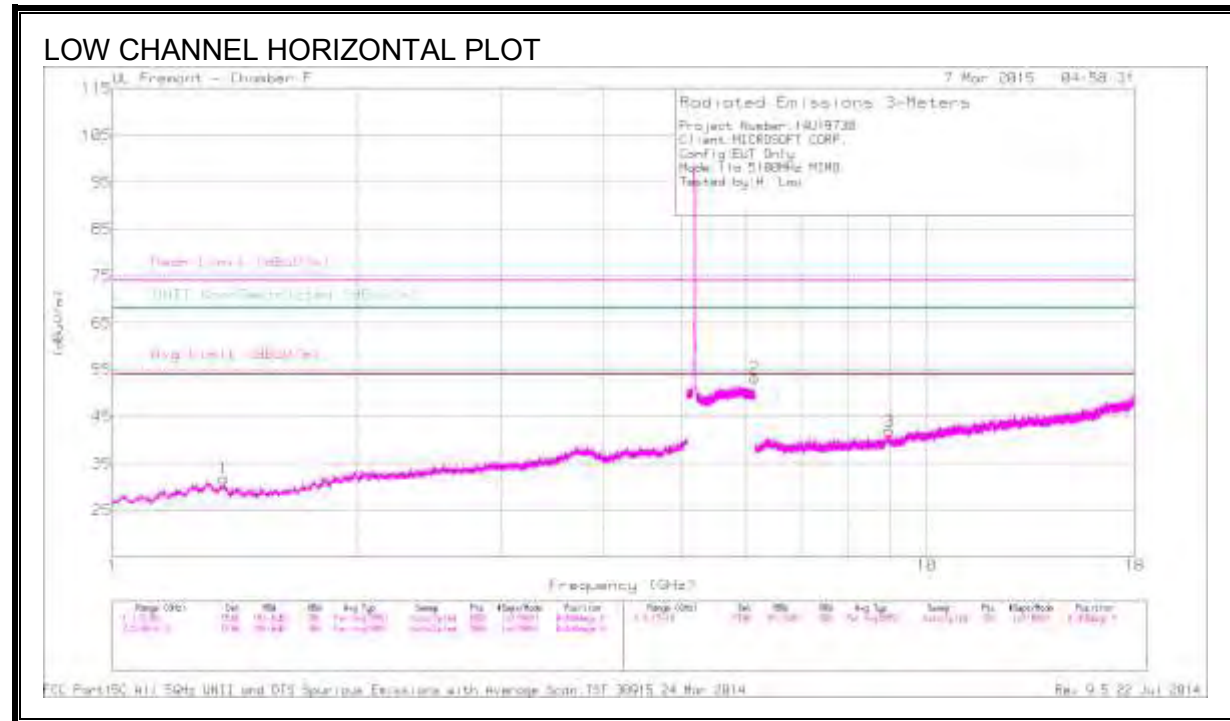
Marker	Frequency (GHz)	Meter Reading (dBuV)	Det	AF T863 (dB/m)	Amp/Cb/Filter/Pad (dB)	Corrected Reading (dBuV/m)	Average Limit (dBuV/m)	Margin (dB)	Peak Limit (dBuV/m)	PK Margin (dB)	Azimuth (Degs)	Height (cm)	Polarity
2	* 5.04	42.51	PK	34.4	-22.9	54.01	-	-	74	-19.99	246	316	V
4	* 5.085	31.27	RMS	34.4	-22.9	42.77	54	-11.23	-	-	246	316	V
1	* 5.15	39.28	PK	34.5	-22.8	50.98	-	-	74	-23.02	246	316	V
3	* 5.15	30.31	RMS	34.5	-22.8	42.01	54	-11.99	-	-	246	316	V

\* - indicates frequency in CFR 47, Part 15 and Industry Canada RSS-Restricted Band.

PK - Peak detector

RMS - RMS detection

**HARMONICS AND SPURIOUS EMISSIONS**





**DATA**

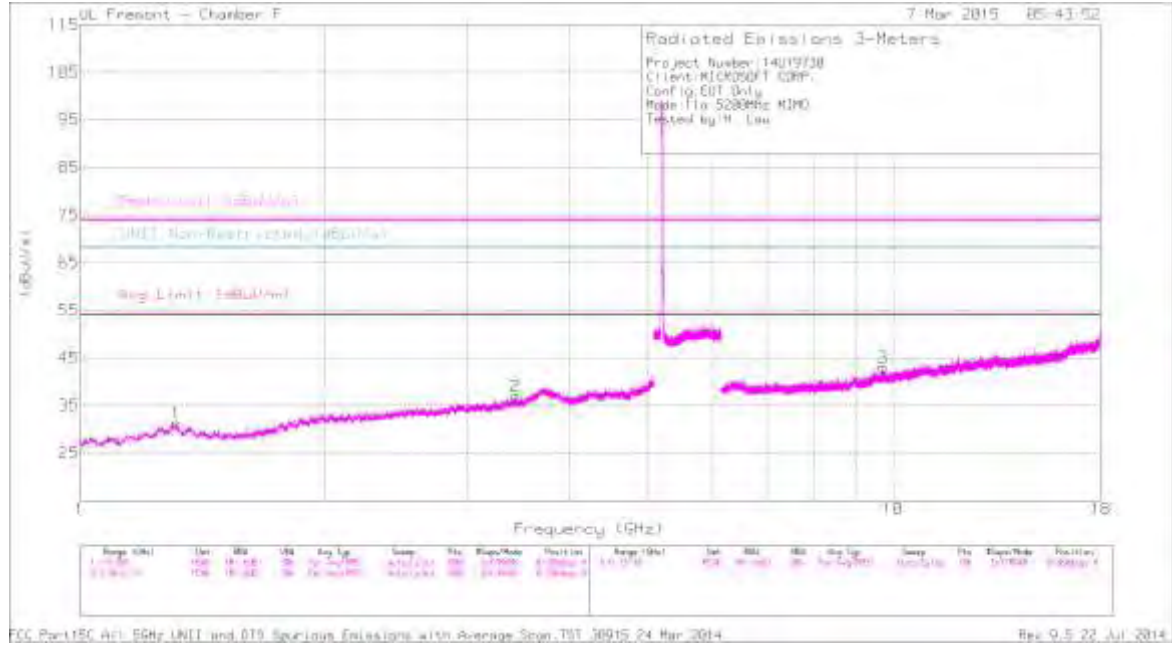
Marker	Frequency (GHz)	Meter Reading (dBuV)	Det	AF T120 (dB/m)	Amp/Cbl/FI tr/Pad (dB)	Corrected Reading (dBuV/m)	Avg Limit (dBuV/m)	Margin (dB)	Peak Limit (dBuV/m)	PK Margin (dB)	UNII Non-Restricted (dBuV/m)	PK Margin (dB)	Azimuth (Degs)	Height (cm)	Polarity
1	* 1.37	41.01	PK1	29.5	-31.6	38.91	-	-	74	-35.09	-	-	352	117	H
	* 1.369	29.79	AD1	29.5	-31.6	27.69	54	-26.31	-	-	-	-	352	117	H
4	* 1.202	41.85	PK1	29	-32.3	38.55	-	-	74	-35.45	-	-	304	138	V
	* 1.204	29.81	AD1	29	-32.3	26.51	54	-27.49	-	-	-	-	304	138	V
2	6.141	41.12	PK1	35.4	-17.9	58.62	-	-	-	-	68.2	-9.58	186	159	H
3	8.991	35.38	PK1	36.1	-22.8	48.68	-	-	-	-	68.2	-19.52	234	134	H
5	6.474	39.37	PK1	35.6	-26.8	48.17	-	-	-	-	68.2	-20.03	33	215	V
6	* 10.606	34.51	PK1	37.9	-21.4	51.01	-	-	74	-22.99	-	-	153	100	V
	* 10.607	23.15	AD1	37.9	-21.4	39.65	54	-14.35	-	-	-	-	153	100	V

\* - indicates frequency in CFR 47, Part 15 and Industry Canada RSS-Restricted Band.

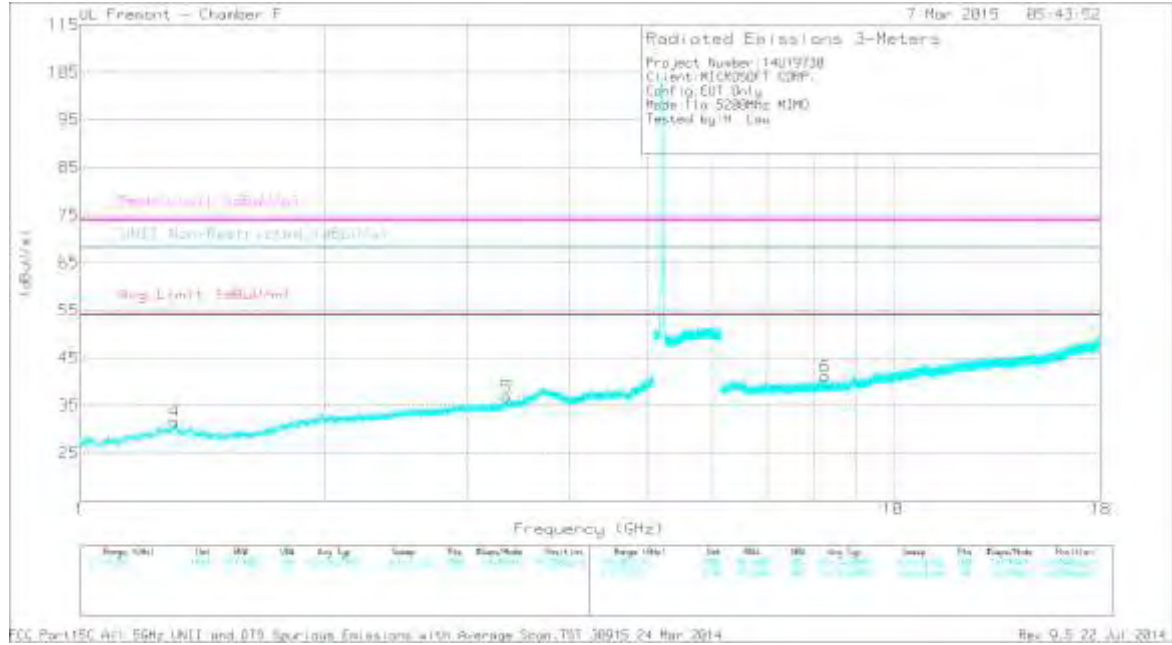
PK1 - KDB789033 Method: Peak

AD1 - KDB789033 Method: AD Primary Power Average

### MID CHANNEL HORIZONTAL PLOT



### MID CHANNEL VERTICAL PLOT



**DATA**

Marker	Frequency (GHz)	Meter Reading (dBuV)	Det	AF T120 (dB/m)	Amp/Cbl/FI tr/Pad (dB)	Corrected Reading (dBuV/m)	Avg Limit (dBuV/m)	Margin (dB)	Peak Limit (dBuV/m)	PK Margin (dB)	UNII Non-Restricted (dBuV/m)	PK Margin (dB)	Azimuth (Degs)	Height (cm)	Polarity
1	* 1.313	41	PK1	29.9	-31.4	39.5	-	-	74	-34.5	-	-	39	116	H
	* 1.313	29.53	AD1	29.9	-31.4	28.03	54	-25.97	-	-	-	-	39	116	H
2	3.438	39.28	PK1	34.1	-29.4	43.98	-	-	-	-	68.2	-24.22	103	147	H
4	* 1.307	41.11	PK1	30	-31.5	39.61	-	-	74	-34.39	-	-	153	129	V
	* 1.309	29.74	AD1	30	-31.5	28.24	54	-25.76	-	-	-	-	153	129	V
5	* 3.351	39.81	PK1	33.8	-29.1	44.51	-	-	74	-29.49	-	-	212	112	V
	* 3.351	28.07	AD1	33.8	-29.1	32.77	54	-21.23	-	-	-	-	212	112	V
3	9.709	35.28	PK1	37.1	-22.3	50.08	-	-	-	-	68.2	-18.12	262	135	H
6	* 8.26	36.72	PK1	35.8	-25	47.52	-	-	74	-26.48	-	-	324	140	V
	* 8.259	25.36	AD1	35.8	-25	36.16	54	-17.84	-	-	-	-	324	140	V

\* - indicates frequency in CFR 47, Part 15 and Industry Canada RSS-Restricted Band.

PK1 - KDB789033 Method: Peak

AD1 - KDB789033 Method: AD Primary Power Average



**DATA**

Marker	Frequency (GHz)	Meter Reading (dBuV)	Det	AF T120 (dB/m)	Amp/Cbl/FI tr/Pad (dB)	Corrected Reading (dBuV/m)	Avg Limit (dBuV/m)	Margin (dB)	Peak Limit (dBuV/m)	PK Margin (dB)	UNII Non-Restricted (dBuV/m)	PK Margin (dB)	Azimuth (Degs)	Height (cm)	Polarity
1	1.873	40.75	PK1	31.1	-31.2	40.65	-	-	-	-	68.2	-27.55	308	191	H
2	* 4.238	38.12	PK1	33.7	-26.9	44.92	-	-	74	-29.08	-	-	258	173	H
	* 4.239	26.31	AD1	33.7	-26.9	33.11	54	-20.89	-	-	-	-	258	173	H
4	1.981	40.76	PK1	31.6	-30.8	41.56	-	-	-	-	68.2	-26.64	200	146	V
3	* 15.722	36.12	PK1	40.4	-22.5	54.02	-	-	74	-19.98	-	-	121	162	H
	* 15.723	24.66	AD1	40.4	-22.5	42.56	54	-11.44	-	-	-	-	121	162	H
5	* 11.198	35.09	PK1	38.1	-22.3	50.89	-	-	74	-23.11	-	-	165	140	V
	* 11.197	23.4	AD1	38.1	-22.3	39.2	54	-14.8	-	-	-	-	165	140	V
6	* 12.283	36.15	PK1	38.9	-21.7	53.35	-	-	74	-20.65	-	-	222	119	V
	* 12.282	24.01	AD1	38.9	-21.8	41.11	54	-12.89	-	-	-	-	222	119	V

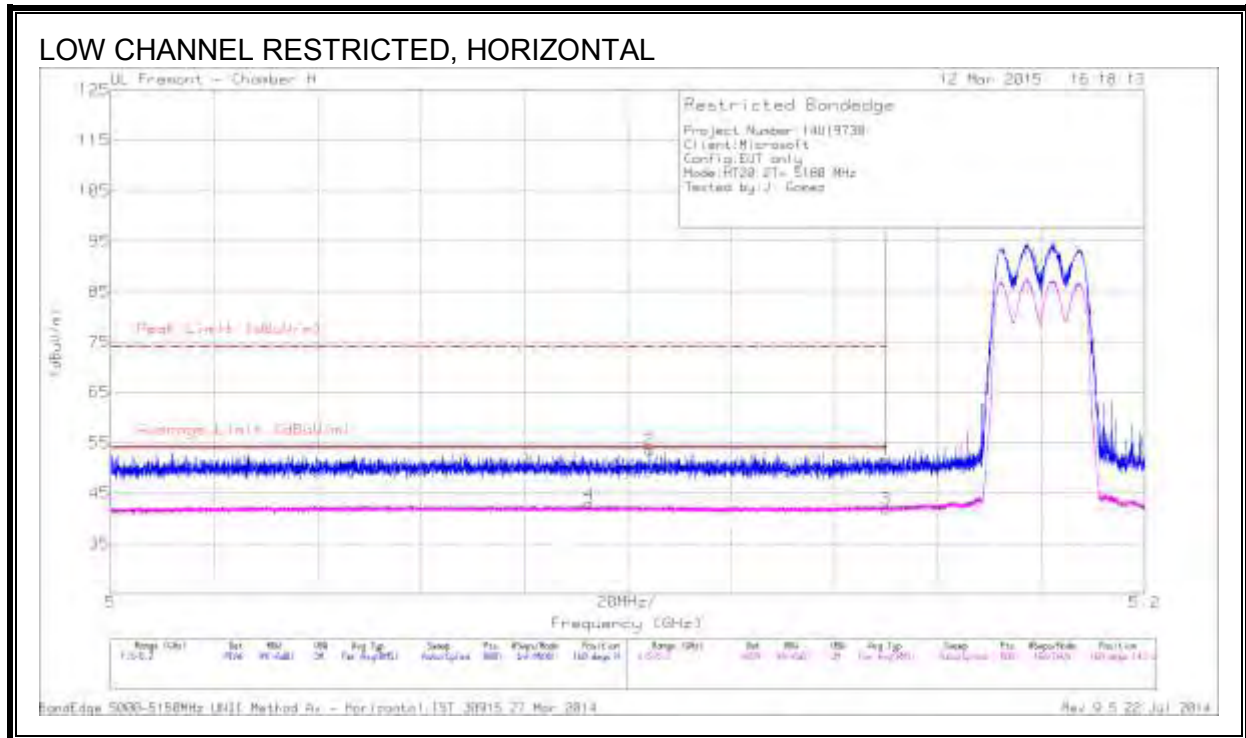
\* - indicates frequency in CFR 47, Part 15 and Industry Canada RSS-Restricted Band.

PK1 - KDB789033 Method: Peak

AD1 - KDB789033 Method: AD Primary Power Average

**10.2.2. TX ABOVE 1 GHz 802.11n HT20 MODE IN THE 5.2 GHz BAND**

**RESTRICTED BANDEDGE (LOW CHANNEL)**



**DATA**

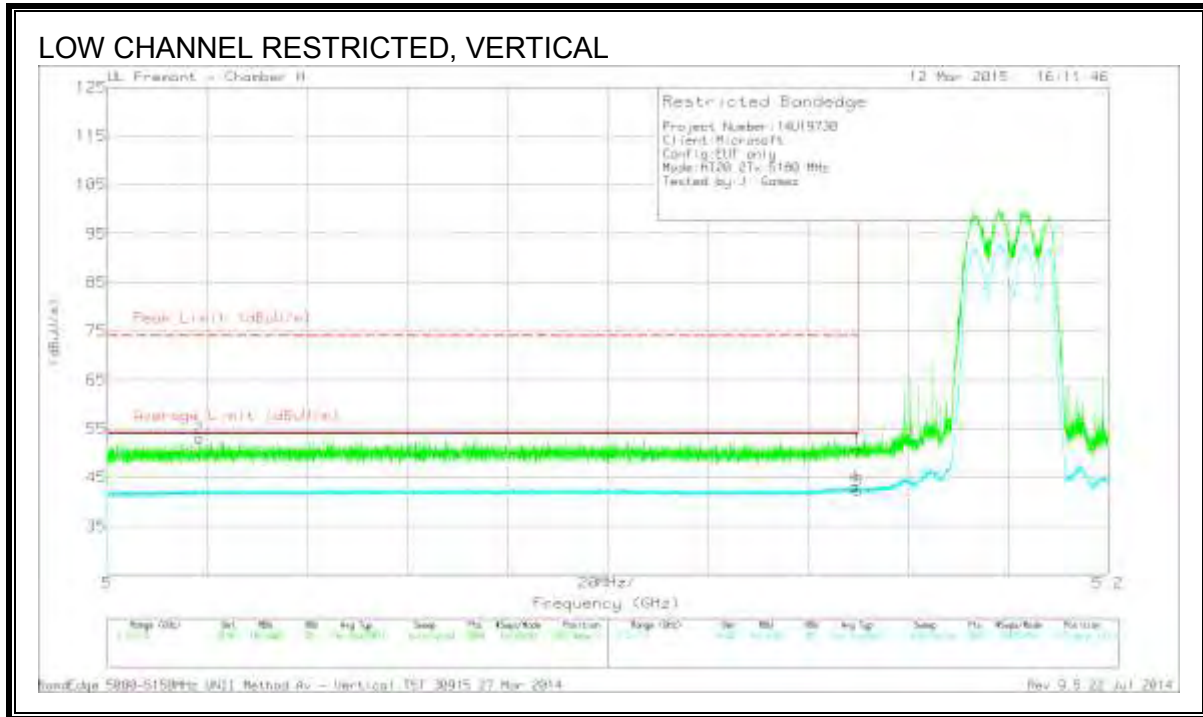
Marker	Frequency (GHz)	Meter Reading (dBuV)	Det	AF T863 (dB/m)	Amp/Cbl/Fitr/Pad (dB)	Corrected Reading (dBuV/m)	Average Limit (dBuV/m)	Margin (dB)	Peak Limit (dBuV/m)	PK Margin (dB)	Azimuth (Degs)	Height (cm)	Polarity
4	* 5.093	31.35	RMS	34.4	-22.9	42.85	54	-11.15	-	-	160	143	H
2	* 5.104	42	PK	34.5	-22.9	53.6	-	-	74	-20.4	160	143	H
1	* 5.15	39.83	PK	34.5	-22.8	51.53	-	-	74	-22.47	160	143	H
3	* 5.15	30.24	RMS	34.5	-22.8	41.94	54	-12.06	-	-	160	143	H

\* - indicates frequency in CFR 47, Part 15 and Industry Canada RSS-Restricted Band.

PK - Peak detector

RMS - RMS detection





**DATA**

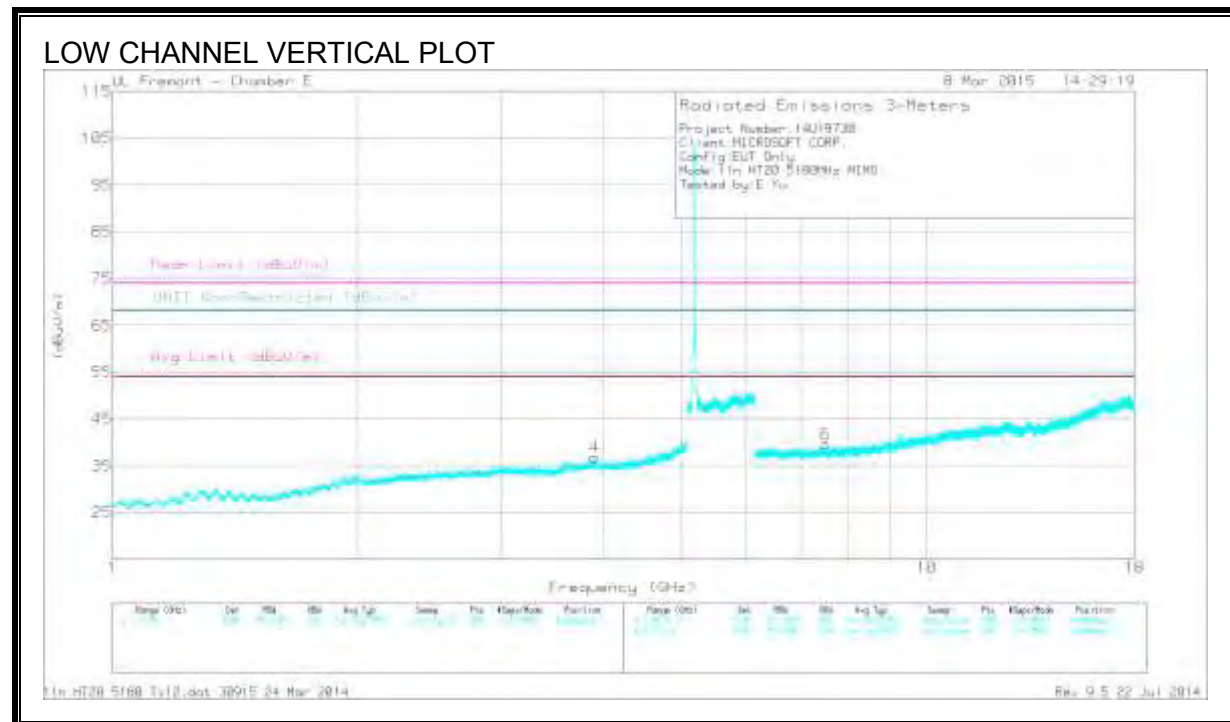
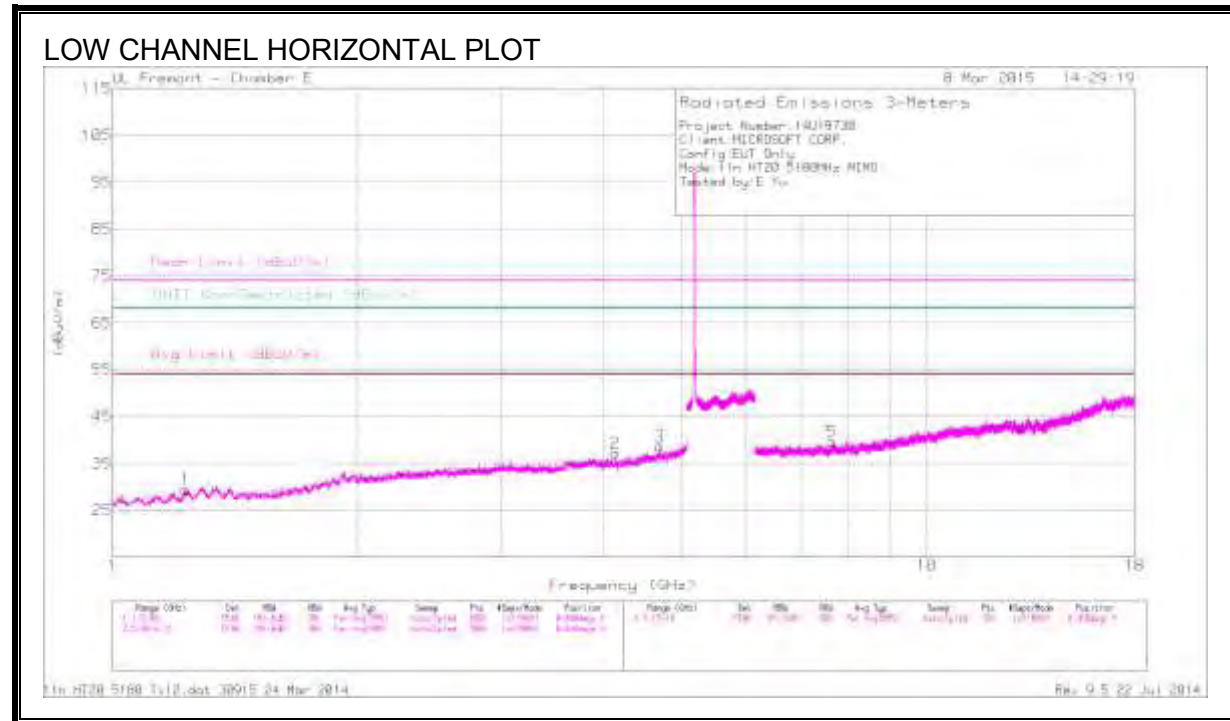
Marker	Frequency (GHz)	Meter Reading (dBuV)	Det	AF T863 (dB/m)	Amp/Cbl/ Ftr/Pad (dB)	Corrected Reading (dBuV/m)	Average Limit (dBuV/m)	Margin (dB)	Peak Limit (dBuV/m)	PK Margin (dB)	Azimuth (Degs)	Height (cm)	Polarity
1	* 5.15	39.04	PK	34.5	-22.8	50.74	-	-	74	-23.26	205	143	V
2	* 5.018	41.55	PK	34.3	-22.8	53.05	-	-	74	-20.95	205	143	V
3	* 5.15	30.66	RMS	34.5	-22.8	42.36	54	-11.64	-	-	205	143	V
4	* 5.149	31.36	RMS	34.5	-22.8	43.06	54	-10.94	-	-	205	143	V

\* - indicates frequency in CFR 47, Part 15 and Industry Canada RSS-Restricted Band.

PK - Peak detector

RMS - RMS detection

**HARMONICS AND SPURIOUS EMISSIONS**



**DATA**

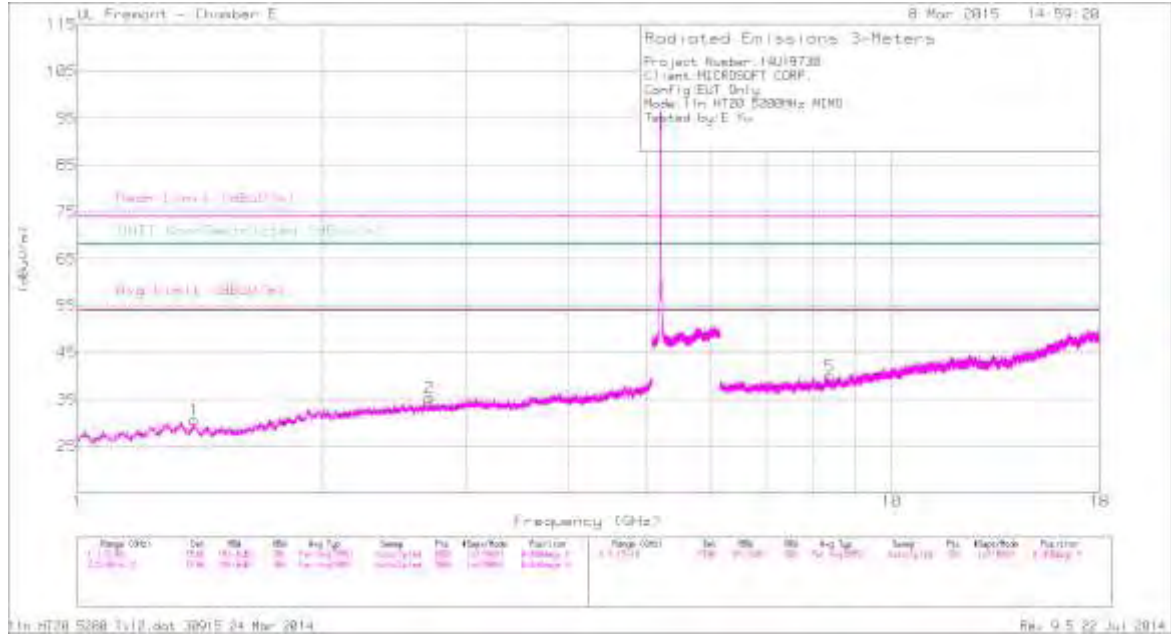
Marker	Frequency (GHz)	Meter Reading (dBuV)	Det	AF T346 (dB/m)	Amp/Cbl/FI tr/Pad (dB)	Corrected Reading (dBuV/m)	Avg Limit (dBuV/m)	Margin (dB)	Peak Limit (dBuV/m)	PK Margin (dB)	Azimuth (Degs)	Height (cm)	Polarity
1	* 1.227	44.14	PK1	28.3	-34.7	37.74	-	-	74	-36.26	168	200	H
	* 1.23	32.43	AD1	28.4	-34.6	26.23	54	-27.77	-	-	168	200	H
2	* 4.147	41.77	PK1	33.4	-31.2	43.97	-	-	74	-30.03	44	101	H
	* 4.148	30.28	AD1	33.4	-31.2	32.48	54	-21.52	-	-	44	101	H
3	* 4.703	41.58	PK1	34.2	-30	45.78	-	-	74	-28.22	98	162	H
	* 4.703	30.47	AD1	34.2	-30	34.67	54	-19.33	-	-	98	162	H
4	* 3.909	41.69	PK1	33.5	-30.5	44.69	-	-	74	-29.31	247	234	V
	* 3.908	29.91	AD1	33.5	-30.5	32.91	54	-21.09	-	-	247	234	V
5	* 7.637	39.71	PK1	35.7	-27.5	47.91	-	-	74	-26.09	158	201	H
	* 7.639	27.61	AD1	35.7	-27.5	35.81	54	-18.19	-	-	158	201	H
6	* 7.507	38.76	PK1	35.6	-28.4	45.96	-	-	74	-28.04	98	171	V
	* 7.506	27.24	AD1	35.6	-28.4	34.44	54	-19.56	-	-	98	171	V

\* - indicates frequency in CFR 47, Part 15 and Industry Canada RSS-Restricted Band.


PK1 - KDB789033 Method: Peak

AD1 - KDB789033 Method: AD Primary Power Average

MID CHANNEL HORIZONTAL PLOT



MID CHANNEL VERTICAL PLOT



**DATA**

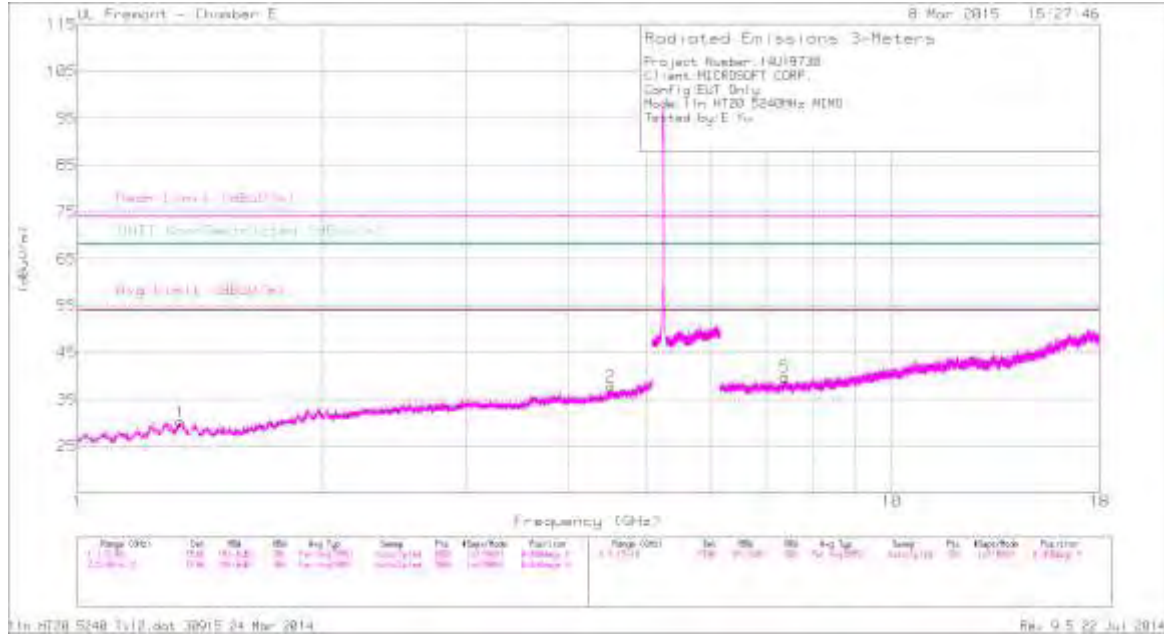
Marker	Frequency (GHz)	Meter Reading (dBuV)	Det	AF T346 (dB/m)	Amp/Cbl/FI tr/Pad (dB)	Corrected Reading (dBuV/m)	Avg Limit (dBuV/m)	Margin (dB)	Peak Limit (dBuV/m)	PK Margin (dB)	Azimuth (Degs)	Height (cm)	Polarity
1	* 1.391	43.96	PK1	28.5	-34.1	38.36	-	-	74	-35.64	2	200	H
	* 1.392	32.28	AD1	28.5	-34.1	26.68	54	-27.32	-	-	2	200	H
2	* 2.704	43.72	PK1	32.4	-32.4	43.72	-	-	74	-30.28	107	170	H
	* 2.706	30.88	AD1	32.4	-32.4	30.88	54	-23.12	-	-	107	170	H
3	* 1.236	43.78	PK1	28.4	-34.6	37.58	-	-	74	-36.42	69	276	V
	* 1.235	32.6	AD1	28.4	-34.6	26.4	54	-27.6	-	-	69	276	V
4	* 3.932	41.39	PK1	33.5	-30.8	44.09	-	-	74	-29.91	161	148	V
	* 3.932	29.92	AD1	33.5	-30.8	32.62	54	-21.38	-	-	161	148	V
5	* 8.394	38.68	PK1	35.8	-27	47.48	-	-	74	-26.52	97	200	H
	* 8.393	27.23	AD1	35.8	-27	36.03	54	-17.97	-	-	97	200	H
6	* 7.375	38.53	PK1	35.5	-27	47.03	-	-	74	-26.97	108	102	V
	* 7.375	27.35	AD1	35.5	-27	35.85	54	-18.15	-	-	108	102	V

\* - indicates frequency in CFR 47, Part 15 and Industry Canada RSS-Restricted Band.

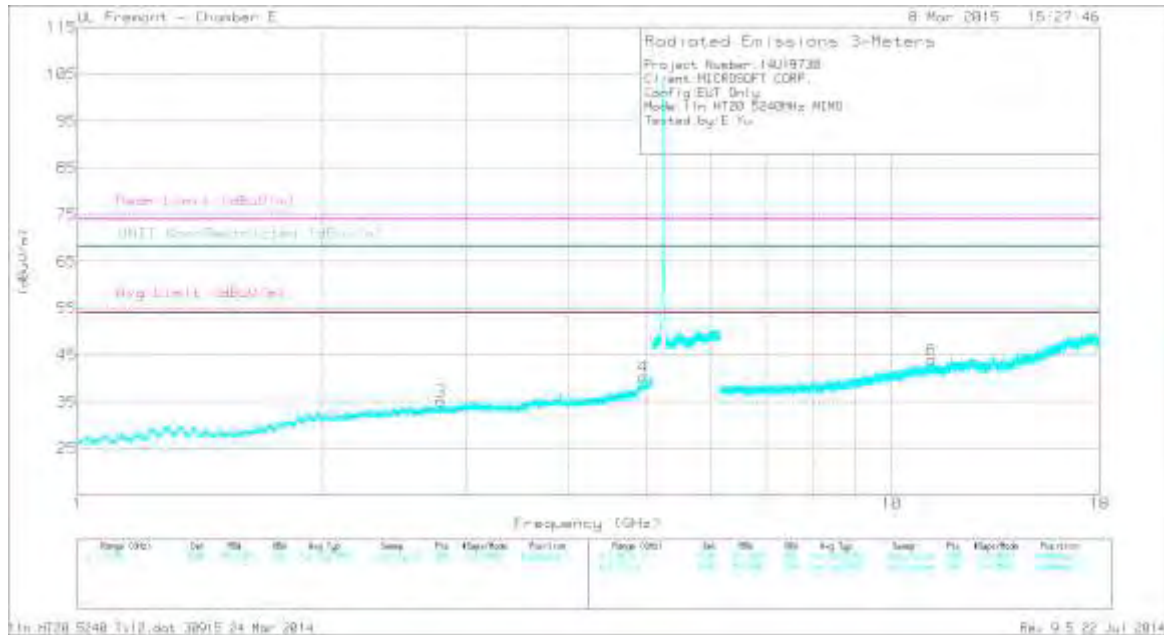
PK1 - KDB789033 Method: Peak

AD1 - KDB789033 Method: AD Primary Power Average

### HIGH CHANNEL HORIZONTAL PLOT



### HIGH CHANNEL VERTICAL PLOT





**DATA**

Marker	Frequency (GHz)	Meter Reading (dBuV)	Det	AF T346 (dB/m)	Amp/Cbl/FI tr/Pad (dB)	Corrected Reading (dBuV/m)	Avg Limit (dBuV/m)	Margin (dB)	Peak Limit (dBuV/m)	PK Margin (dB)	Azimuth (Degs)	Height (cm)	Polarity
1	* 1.336	43.57	PK1	28.8	-33.9	38.47	-	-	74	-35.53	80	101	H
	* 1.336	32.21	AD1	28.8	-33.9	27.11	54	-26.89	-	-	80	101	H
2	* 4.518	41.82	PK1	34	-30.2	45.62	-	-	74	-28.38	105	248	H
	* 4.518	30.18	AD1	34	-30.2	33.98	54	-20.02	-	-	105	248	H
3	* 2.795	43.04	PK1	32.4	-32	43.44	-	-	74	-30.56	156	203	V
	* 2.795	29.81	AD1	32.4	-32	30.21	54	-23.79	-	-	156	203	V
4	* 4.947	40.05	PK1	34.1	-29.7	44.45	-	-	74	-29.55	126	109	V
	* 4.947	28.83	AD1	34.1	-29.7	33.23	54	-20.77	-	-	126	109	V
5	* 7.384	39.4	PK1	35.5	-27.1	47.8	-	-	74	-26.2	202	182	H
	* 7.383	27.26	AD1	35.5	-27.1	35.66	54	-18.34	-	-	202	182	H
6	* 11.183	37.32	PK1	37.8	-23.4	51.72	-	-	74	-22.28	36	202	V
	* 11.183	25.68	AD1	37.8	-23.4	40.08	54	-13.92	-	-	36	202	V

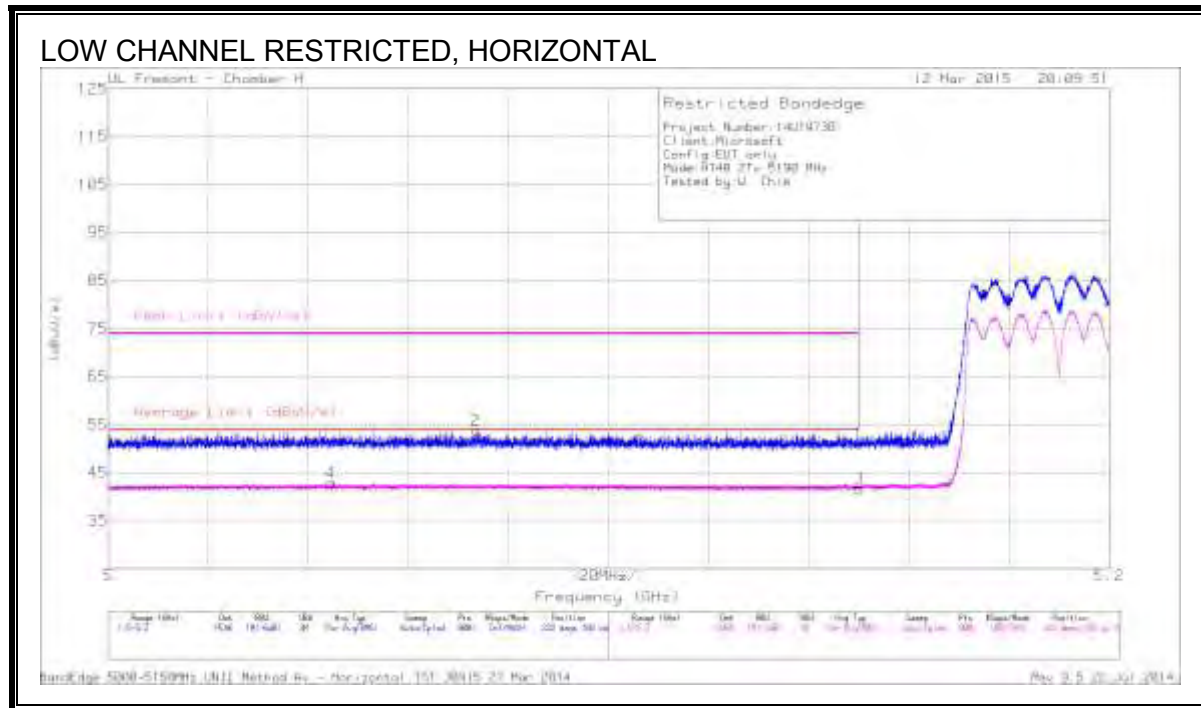
\* - indicates frequency in CFR 47, Part 15 and Industry Canada RSS-Restricted Band.

PK1 - KDB789033 Method: Peak

AD1 - KDB789033 Method: AD Primary Power Average

**10.2.3. TX ABOVE 1 GHz 802.11n HT40 MODE IN THE 5.2 GHz BAND**

**RESTRICTED BANDEDGE (LOW CHANNEL)**



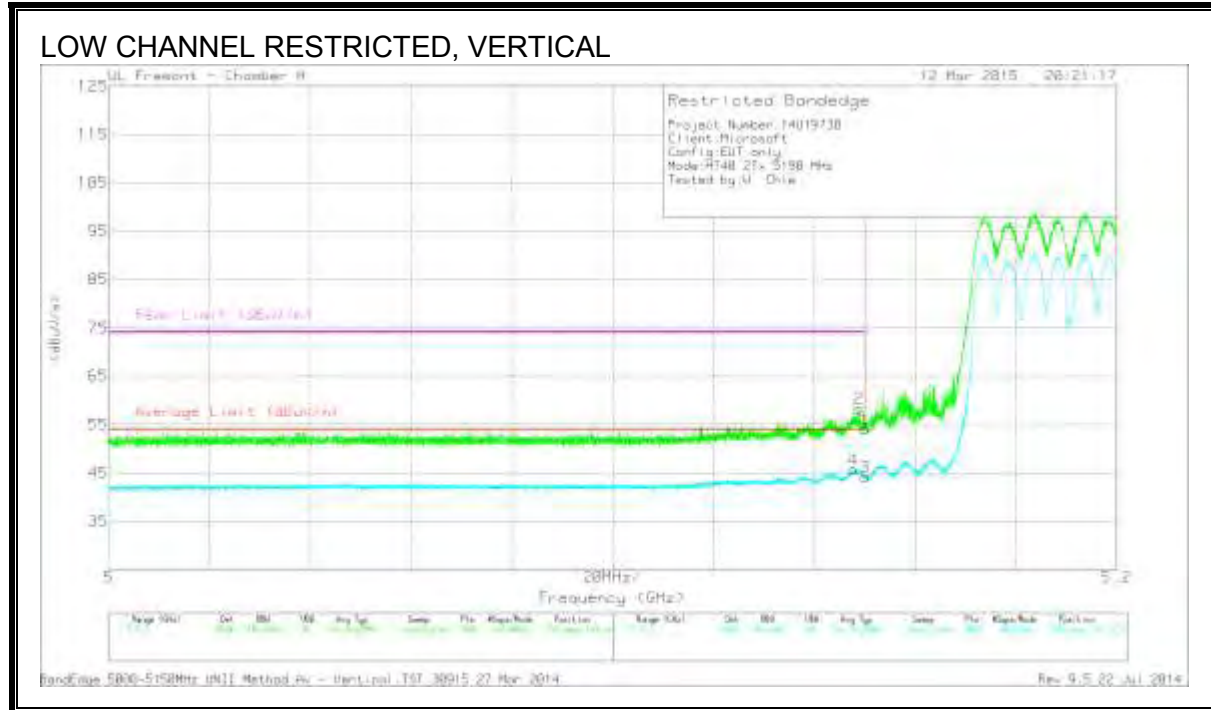
**DATA**

Marker	Frequency (GHz)	Meter Reading (dBuV)	Det	AF T863 (dB/m)	Amp/Cb/Fitter/Pad (dB)	DC Corr (dB)	Corrected Reading (dBuV/m)	Average Limit (dBuV/m)	Margin (dB)	Peak Limit (dBuV/m)	PK Margin (dB)	Azimuth (Degs)	Height (cm)	Polarity
1	* 5.15	39.4	PK	34.5	-22.8	0	51.1	-	-	74	-22.9	222	160	H
2	* 5.074	42.39	PK	34.4	-22.9	0	53.89	-	-	74	-20.11	222	160	H
3	* 5.15	29.86	RMS	34.5	-22.8	.13	41.69	54	-12.31	-	-	222	160	H
4	* 5.044	31.27	RMS	34.4	-22.9	.13	42.9	54	-11.1	-	-	222	160	H

\* - indicates frequency in CFR 47, Part 15 and Industry Canada RSS-Restricted Band.

PK - Peak detector

RMS - RMS detection



**DATA**

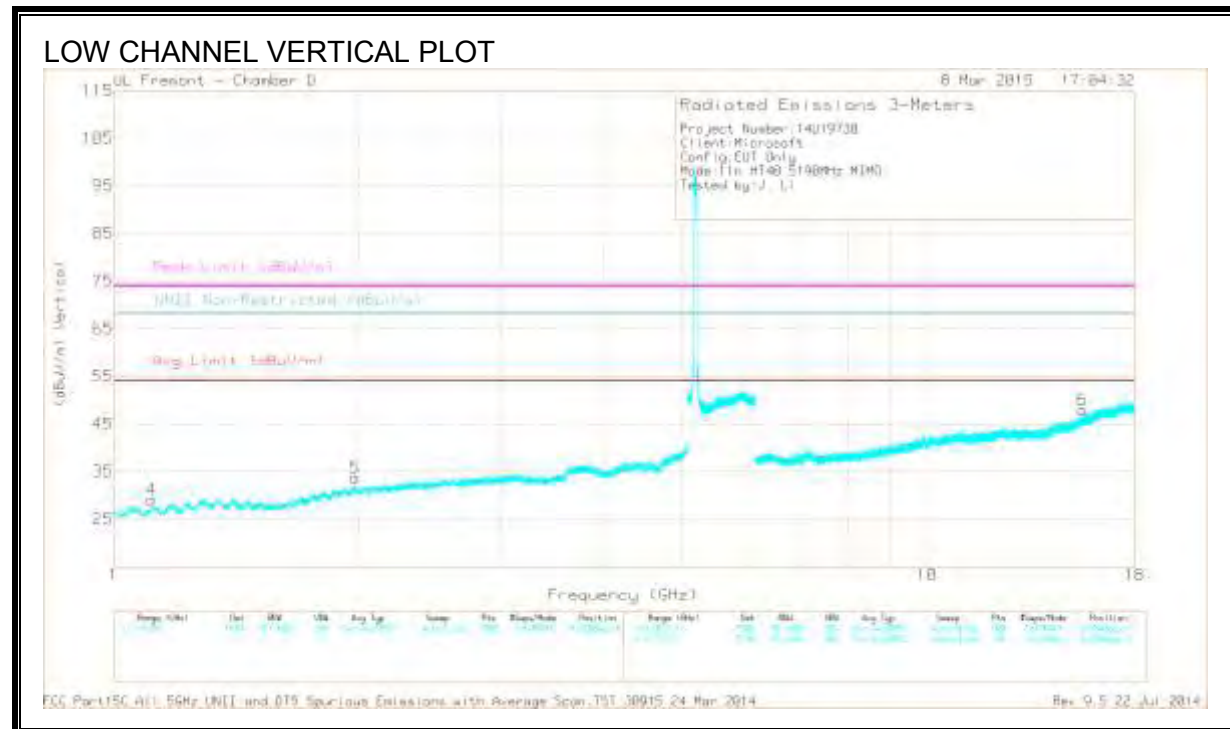
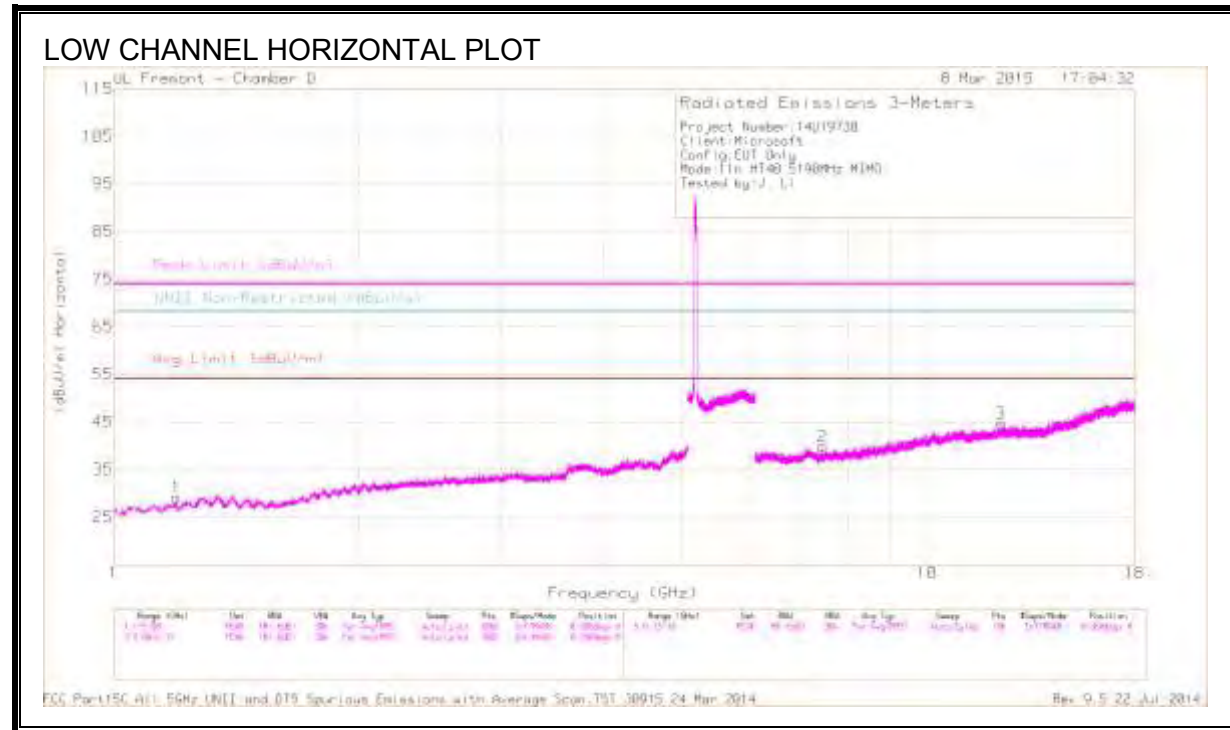
Marker	Frequency (GHz)	Meter Reading (dBuV)	Det	AF T863 (dB/m)	Amp/Cb/Filter/Pad (dB)	DC Corr (dB)	Corrected Reading (dBuV/m)	Average Limit (dBuV/m)	Margin (dB)	Peak Limit (dBuV/m)	PK Margin (dB)	Azimuth (Degs)	Height (cm)	Polarity
1	* 5.15	42.28	PK	34.5	-22.8	0	53.98	-	-	74	-20.02	258	124	V
2	* 5.149	46.71	PK	34.5	-22.8	0	58.41	-	-	74	-15.59	258	124	V
3	* 5.15	32.22	RMS	34.5	-22.8	.13	44.05	54	-9.95	-	-	258	124	V
4	* 5.148	33.92	RMS	34.5	-22.8	.13	45.75	54	-8.25	-	-	258	124	V

\* - indicates frequency in CFR 47, Part 15 and Industry Canada RSS-Restricted Band.

PK - Peak detector

RMS - RMS detection

**HARMONICS AND SPURIOUS EMISSIONS**



**DATA**

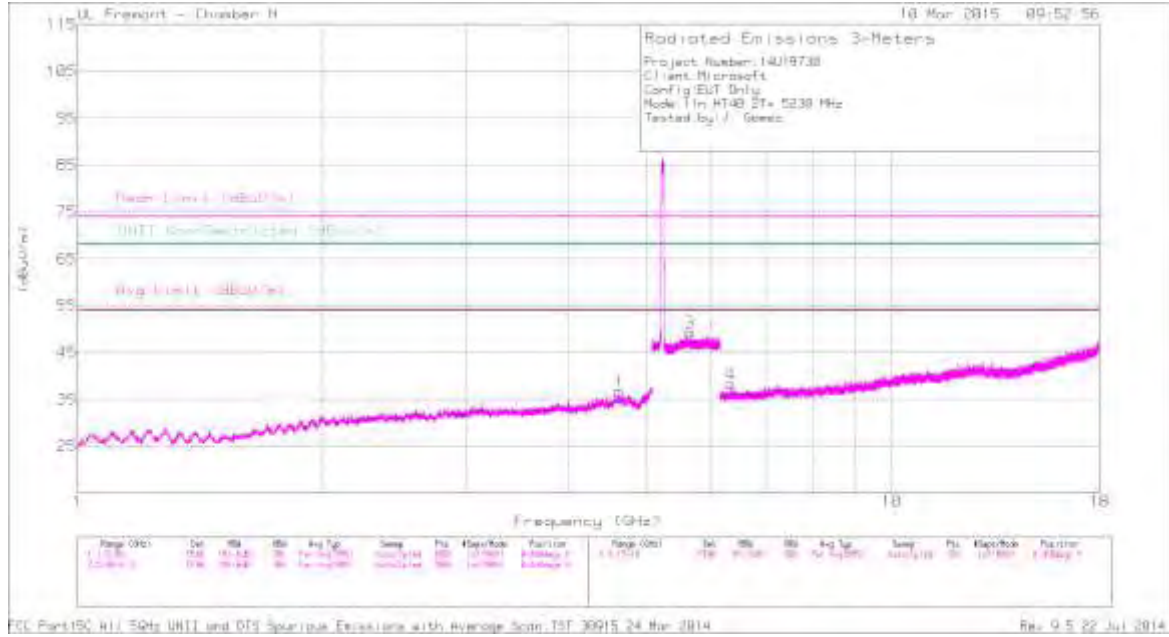
Marker	Frequency (GHz)	Meter Reading (dBuV)	Det	AF T344 (dB/m)	Amp/Cbl/FI t/Pad (dB)	DC Corr (dB)	Corrected Reading (dBuV/m)	Avg Limit (dBuV/m)	Margin (dB)	Peak Limit (dBuV/m)	PK Margin (dB)	UNII Non-Restricted (dBuV/m)	PK Margin (dB)	Azimuth (Degs)	Height (cm)	Polarity
1	* 1.189	39.88	PK1	28	-32.3	0	35.58	-	-	74	-38.42	-	-	177	242	H
	* 1.19	29.28	AD1	28	-32.3	.13	25.11	54	-28.89	-	-	-	-	177	242	H
2	* 7.446	36.12	PK1	35.5	-24.9	0	46.72	-	-	74	-27.28	-	-	301	279	H
	* 7.445	24.45	AD1	35.5	-24.9	.13	35.18	54	-18.82	-	-	-	-	301	279	H
3	* 12.324	34.14	PK1	39	-22	0	51.14	-	-	74	-22.86	-	-	156	194	H
	* 12.327	23.67	AD1	39	-22	.13	40.8	54	-13.2	-	-	-	-	156	194	H
4	* 1.118	40.71	PK1	27.4	-32.1	0	36.01	-	-	74	-37.99	-	-	246	312	V
	* 1.118	29.46	AD1	27.4	-32.1	.13	24.89	54	-29.11	-	-	-	-	246	312	V
5	1.979	40.8	PK1	31	-30.8	0	41	-	-	-	-	68.2	-27.2	107	296	V
6	* 15.532	34.17	PK1	40.6	-21.4	0	53.37	-	-	74	-20.63	-	-	248	234	V
	* 15.531	23.83	AD1	40.6	-21.4	.13	43.16	54	-10.84	-	-	-	-	248	234	V

\* - indicates frequency in CFR 47, Part 15 and Industry Canada RSS-Restricted Band.

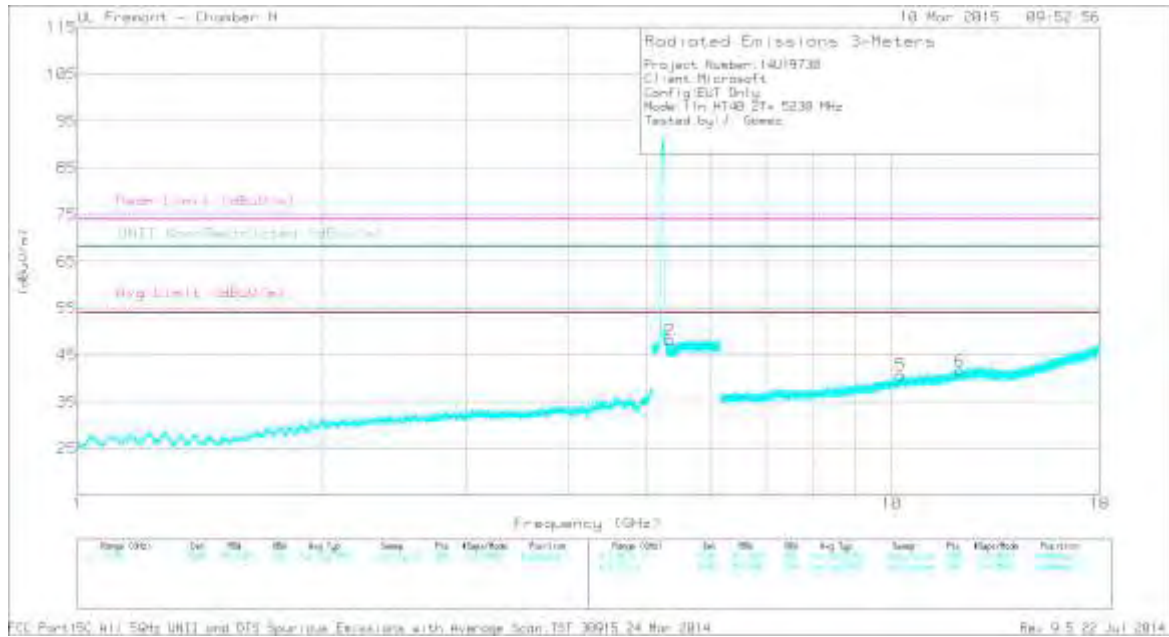
PK1 - KDB789033 Method: Peak

AD1 - KDB789033 Method: AD Primary Power Average

### HIGH CHANNEL HORIZONTAL PLOT



### HIGH CHANNEL VERTICAL PLOT



**DATA**

Marker	Frequency (GHz)	Meter Reading (dBuV)	Det	AF T863 (dB/m)	Amp/Cb/ Fitr/Pad (dB)	DC Corr (dB)	Corrected Reading (dBuV/m)	Avg Limit (dBuV/m)	Margin (dB)	Peak Limit (dBuV/m)	PK Margin (dB)	UNII Non-Restricted (dBuV/m)	PK Margin (dB)	Azimuth (Degs)	Height (cm)	Polarity
1	* 4.627	41.2	PK1	34.2	-32	0	43.4	-	-	74	-30.6	-	-	94	120	H
	* 4.629	29.85	AD1	34.2	-32	.13	32.18	54	-21.82	-	-	-	-	94	120	H
6	* 12.12	35.61	PK1	38.9	-25.1	0	49.41	-	-	74	-24.59	-	-	176	165	V
	* 12.119	24.49	AD1	38.9	-25.1	.13	38.42	54	-15.58	-	-	-	-	176	165	V
2	5.349	41.75	PK1	34.9	-22.7	0	53.95	-	-	-	-	68.2	-14.25	4	197	V
3	5.651	43.33	PK1	35	-22.5	0	55.83	-	-	-	-	68.2	-12.37	257	185	H
4	6.342	40.13	PK1	35.5	-31.1	0	44.53	-	-	-	-	68.2	-23.67	283	230	H
5	10.25	35.6	PK1	37.4	-25.5	0	47.5	-	-	-	-	68.2	-20.7	360	253	V

\* - indicates frequency in CFR 47, Part 15 and Industry Canada RSS-Restricted Band.

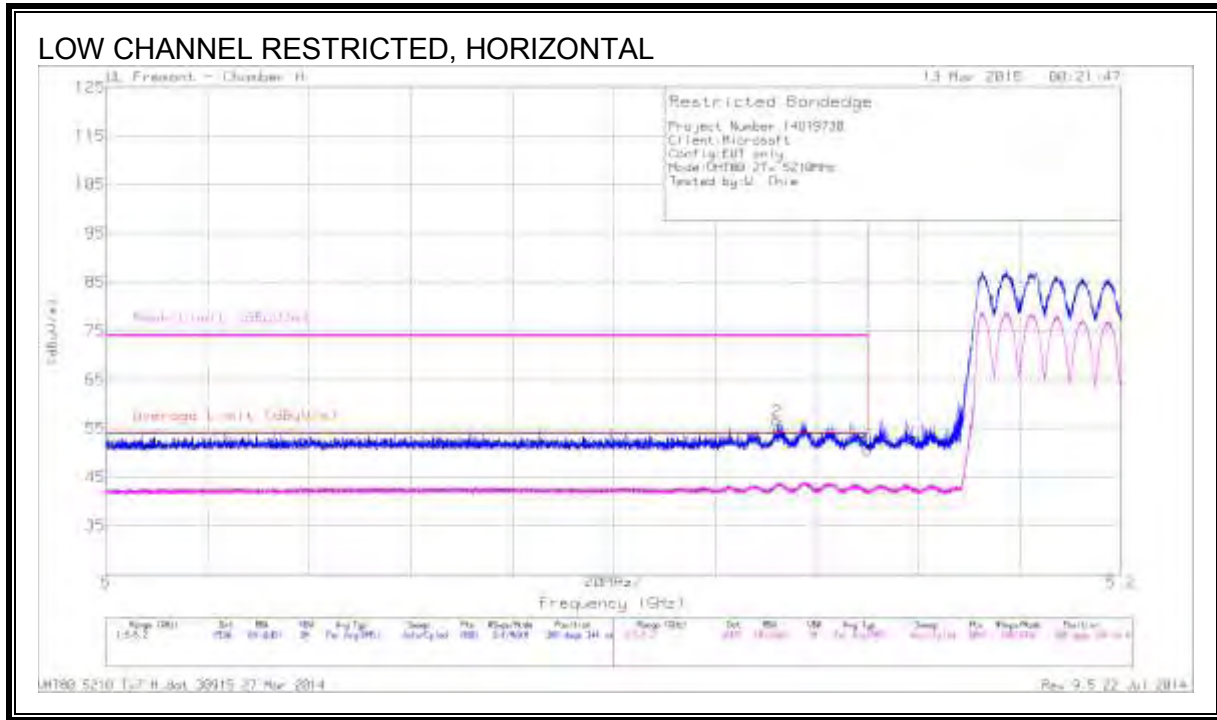
PK1 - KDB789033 Method: Peak

AD1 - KDB789033 Method: AD Primary Power Average



### 10.2.4. TX ABOVE 1 GHz 802.11ac VHT80 MODE IN THE 5.2 GHz BAND

#### RESTRICTED BANDEDGE (LOW CHANNEL)



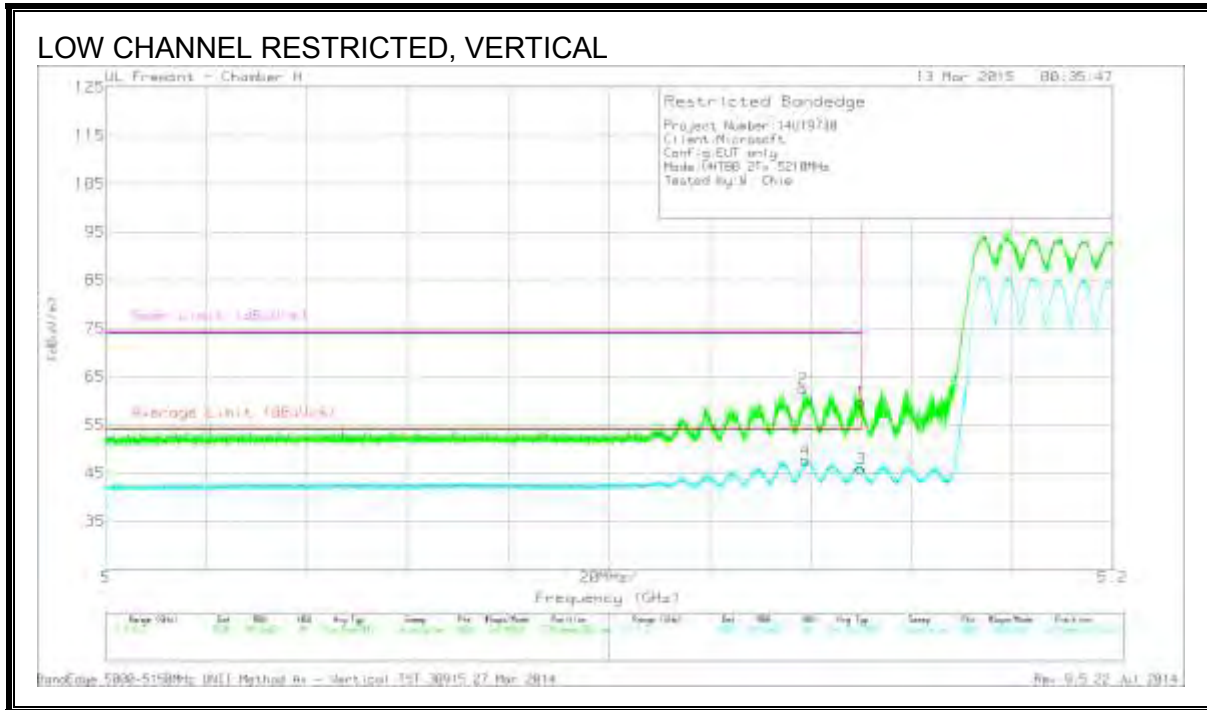
#### DATA

Marker	Frequency (GHz)	Meter Reading (dBuV)	Det	AF T863 (dB/m)	Amp/Cb/Fit r/Pad (dB)	DC Corr (dB)	Corrected Reading (dBuV/m)	Average Limit (dBuV/m)	Margin (dB)	Peak Limit (dBuV/m)	PK Margin (dB)	Azimuth (Degs)	Height (cm)	Polarity
1	* 5.15	39	PK	34.5	-22.8	0	50.7	-	-	74	-23.3	308	344	H
2	* 5.132	44.81	PK	34.5	-22.8	0	56.51	-	-	74	-17.49	308	344	H
3	* 5.15	30.06	RMS	34.5	-22.8	.26	42.02	54	-11.98	-	-	308	344	H
4	* 5.138	32.21	RMS	34.5	-22.8	.26	44.17	54	-9.83	-	-	308	344	H

\* - indicates frequency in CFR 47, Part 15 and Industry Canada RSS-Restricted Band.

PK - Peak detector

RMS - RMS detection



**DATA**

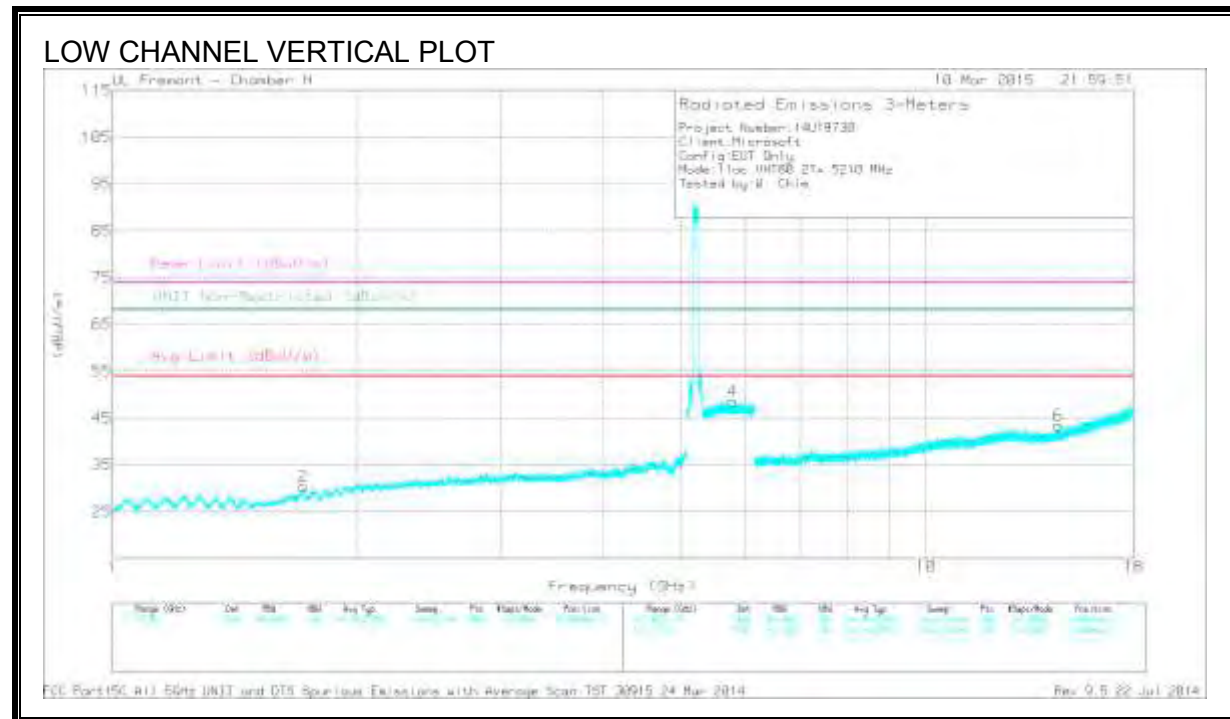
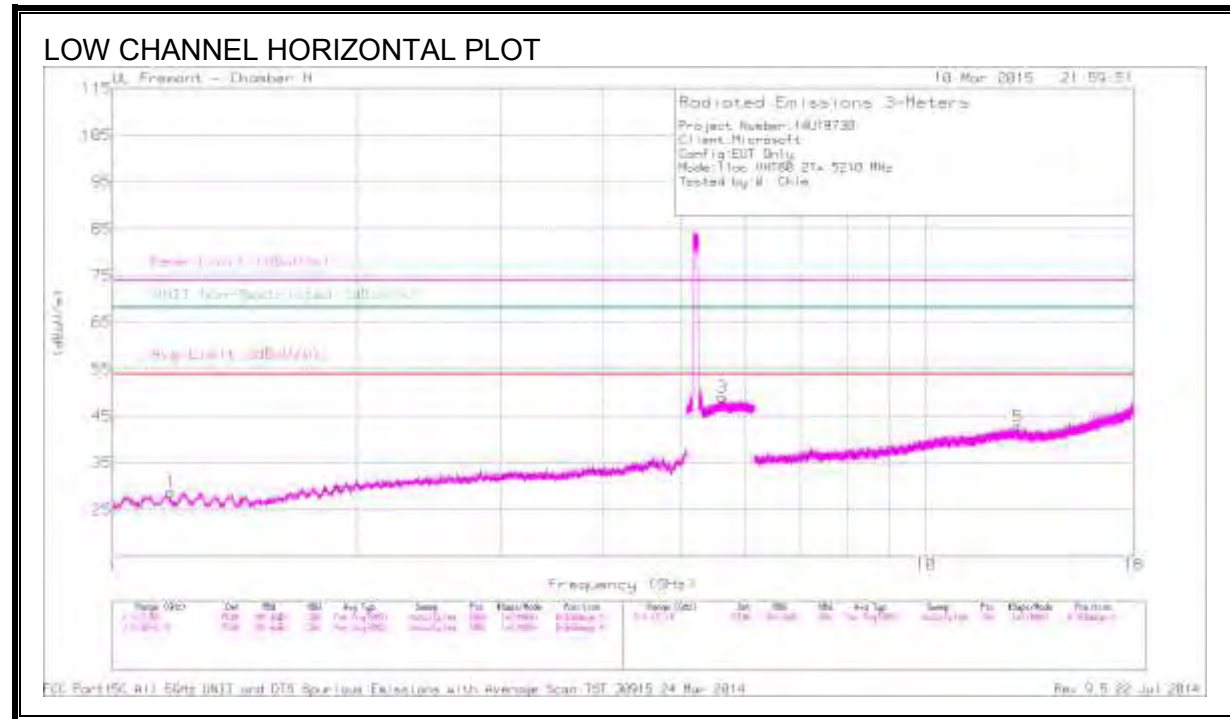
Marker	Frequency (GHz)	Meter Reading (dBuV)	Det	AF T863 (dB/m)	Amp/Cbl/Fit r/Pad (dB)	DC Corr (dB)	Corrected Reading (dBuV/m)	Average Limit (dBuV/m)	Margin (dB)	Peak Limit (dBuV/m)	PK Margin (dB)	Azimuth (Degs)	Height (cm)	Polarity
1	* 5.15	47.98	PK	34.5	-22.8	0	59.68	-	-	74	-14.32	320	302	V
2	* 5.138	50.81	PK	34.5	-22.9	0	62.41	-	-	74	-11.59	320	302	V
3	* 5.15	34.03	RMS	34.5	-22.8	.26	45.99	54	-8.01	-	-	320	302	V
4	* 5.139	35.68	RMS	34.5	-22.8	.26	47.64	54	-6.36	-	-	320	302	V

\* - indicates frequency in CFR 47, Part 15 and Industry Canada RSS-Restricted Band.

PK - Peak detector

RMS - RMS detection

**HARMONICS AND SPURIOUS EMISSIONS**



**DATA**

Marker	Frequency (GHz)	Meter Reading (dBuV)	Det	AF T863 (dB/m)	Amp/Cbl/Fit r/Pad (dB)	DC Corr (dB)	Corrected Reading (dBuV/m)	Avg Limit (dBuV/m)	Margin (dB)	Peak Limit (dBuV/m)	PK Margin (dB)	UNII Non-Restricted (dBuV/m)	PK Margin (dB)	Azimuth (Degs)	Height (cm)	Polarity
1	* 1.181	42.67	PK1	28.6	-35.6	0	35.67	-	-	74	-38.33	-	-	235	129	H
	* 1.178	30.83	AD1	28.6	-35.6	-26	24.09	54	-29.91	-	-	-	-	235	129	H
2	1.714	42.81	PK1	29.4	-34.5	0	37.71	-	-	-	-	68.2	-30.49	73	164	V
3	5.615	42.84	PK1	35.1	-22.5	0	55.44	-	-	-	-	68.2	-12.76	22	246	H
4	5.786	42.29	PK1	35	-22.2	0	55.09	-	-	-	-	68.2	-13.11	205	123	V
5	12.984	36.33	PK1	39.2	-25.5	0	50.03	-	-	-	-	68.2	-18.17	19	297	H
6	14.543	37.23	PK1	39.9	-26.4	0	50.73	-	-	-	-	68.2	-17.47	234	196	V

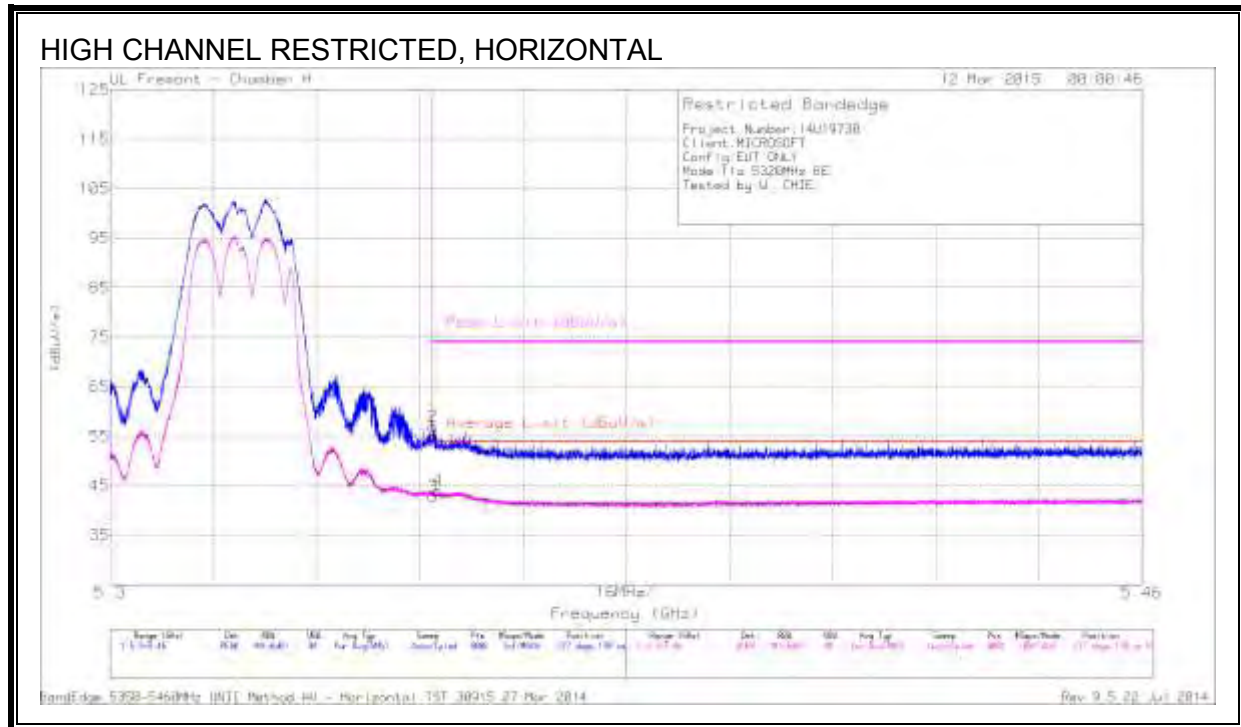
\* - indicates frequency in CFR 47, Part 15 and Industry Canada RSS-Restricted Band.

PK1 - KDB789033 Method: Peak

AD1 - KDB789033 Method: AD Primary Power Average

**10.2.5. TX ABOVE 1 GHz 802.11a MODE IN THE 5.3 GHz BAND**

**RESTRICTED BANDEDGE (HIGH CHANNEL)**



**DATA**

Marker	Frequency (GHz)	Meter Reading (dBuV)	Det	AF T863 (dB/m)	Amp/Cb/Filter/Pad (dB)	DC Corr (dB)	Corrected Reading (dBuV/m)	Average Limit (dBuV/m)	Margin (dB)	Peak Limit (dBuV/m)	PK Margin (dB)	Azimuth (Degs)	Height (cm)	Polarity
1	* 5.35	42.8	PK	34.9	-22.7	0	55	-	-	74	-19	277	139	H
2	* 5.35	44.74	PK	34.9	-22.7	0	56.94	-	-	74	-17.06	277	139	H
3	* 5.35	30.55	RMS	34.9	-22.7	.06	42.81	54	-11.19	-	-	277	139	H
4	* 5.351	31.73	RMS	34.9	-22.7	.06	43.99	54	-10.01	-	-	277	139	H

\* - indicates frequency in CFR 47, Part 15 and Industry Canada RSS-Restricted Band.

PK - Peak detector

RMS - RMS detection



**DATA**

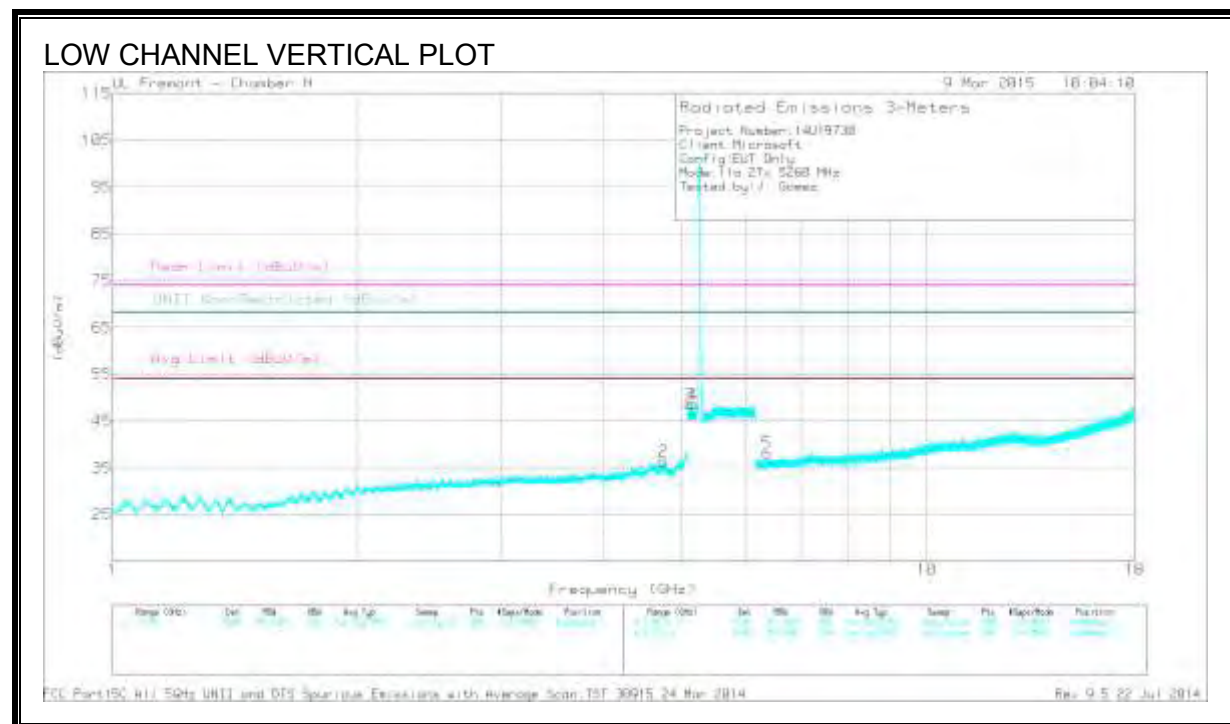
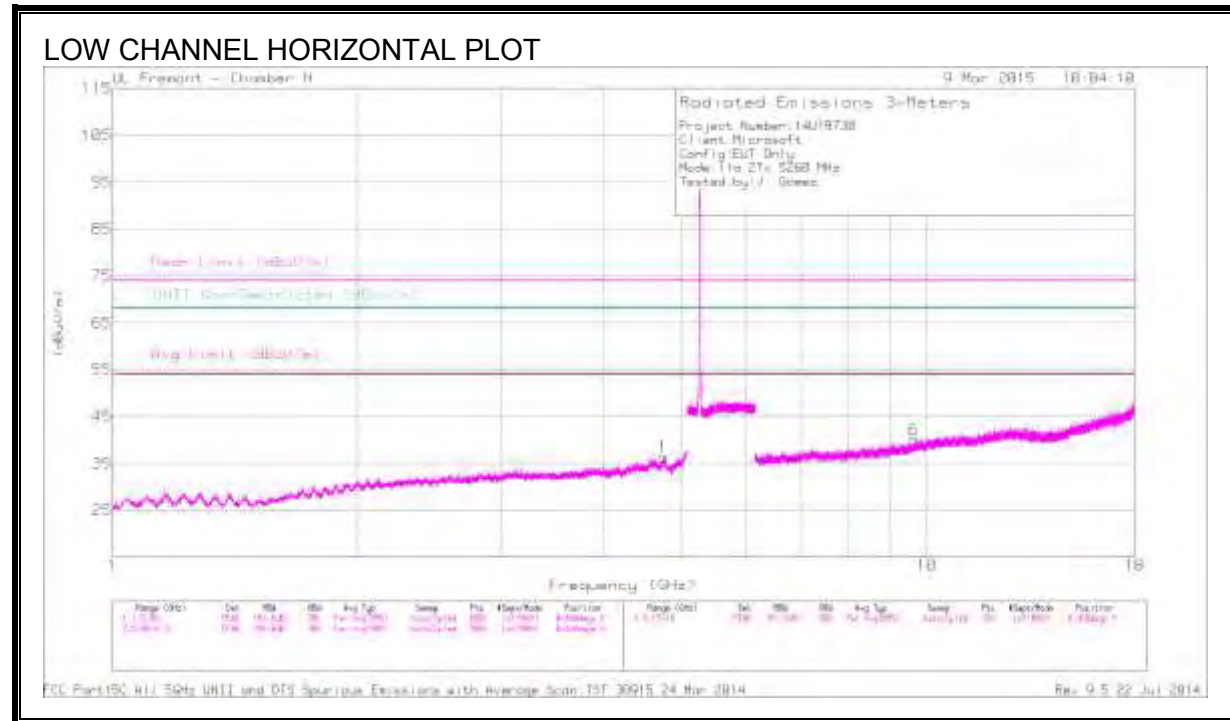
Marker	Frequency (GHz)	Meter Reading (dBuV)	Det	AF T863 (dB/m)	Amp/Cb/Filter/Pad (dB)	DC Corr (dB)	Corrected Reading (dBuV/m)	Average Limit (dBuV/m)	Margin (dB)	Peak Limit (dBuV/m)	PK Margin (dB)	Azimuth (Degs)	Height (cm)	Polarity
1	* 5.35	39.46	PK	34.9	-22.7	0	51.66	-	-	74	-22.34	36	222	V
2	* 5.35	42.51	PK	34.9	-22.7	0	54.71	-	-	74	-19.29	36	222	V
3	* 5.35	29.62	RMS	34.9	-22.7	.06	41.88	54	-12.12	-	-	36	222	V
4	* 5.352	30.6	RMS	34.9	-22.7	.06	42.86	54	-11.14	-	-	36	222	V

\* - indicates frequency in CFR 47, Part 15 and Industry Canada RSS-Restricted Band.

PK - Peak detector

RMS - RMS detection

**HARMONICS AND SPURIOUS EMISSIONS**





**DATA**

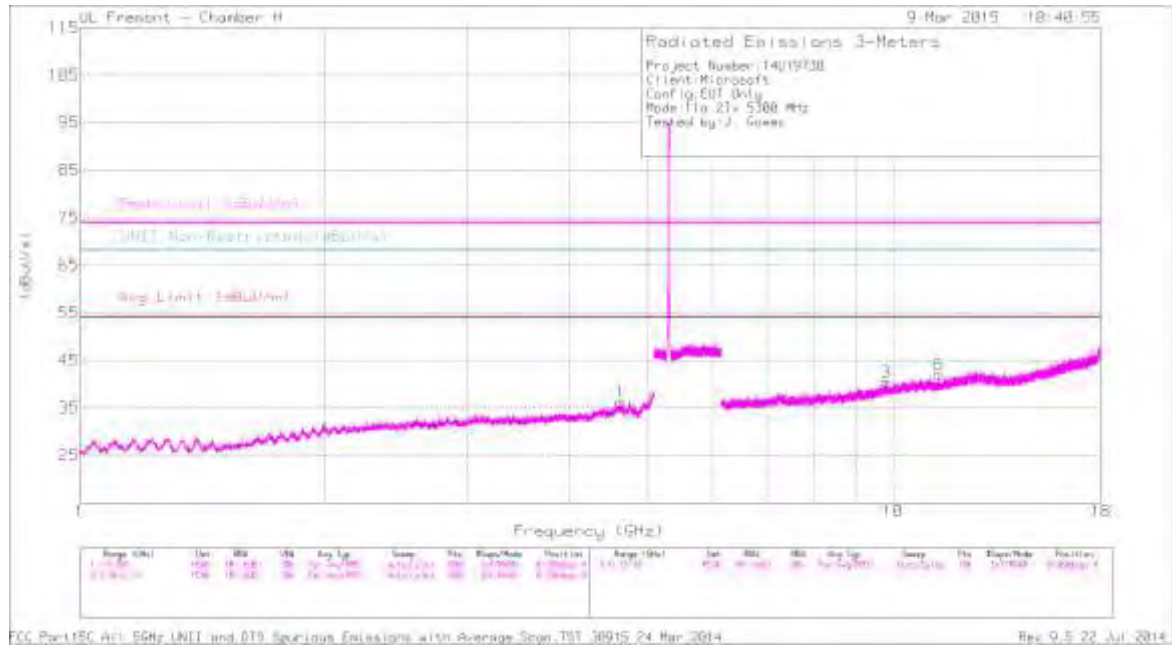
Marker	Frequency (GHz)	Meter Reading (dBuV)	Det	AF T863 (dB/m)	Amp/Cbl/Filtr /Pad (dB)	Corrected Reading (dBuV/m)	Avg Limit (dBuV/m)	Margin (dB)	Peak Limit (dBuV/m)	PK Margin (dB)	UNII Non-Restricted (dBuV/m)	PK Margin (dB)	Azimuth (Degs)	Height (cm)	Polarity
1	* 4.75	42.52	PK1	34.3	-31.8	45.02	-	-	74	-28.98	-	-	355	153	H
	* 4.75	29.6	AD1	34.3	-31.8	32.1	54	-21.9	-	-	-	-	355	153	H
2	* 4.743	41.77	PK1	34.3	-31.6	44.47	-	-	74	-29.53	-	-	65	350	V
	* 4.743	29.75	AD1	34.3	-31.6	32.45	54	-21.55	-	-	-	-	65	350	V
3	* 5.112	44.5	PK1	34.5	-22.9	56.1	-	-	74	-17.9	-	-	43	251	V
	* 5.112	32.03	AD1	34.5	-22.9	43.63	54	-10.37	-	-	-	-	43	251	V
4	5.163	43.41	PK1	34.6	-22.8	55.21	-	-	-	-	68.2	-12.99	9	106	V
	6.363	40.58	PK1	35.5	-30.6	45.48	-	-	-	-	68.2	-22.72	7	234	V
6	9.639	37.32	PK1	36.9	-26.5	47.72	-	-	-	-	68.2	-20.48	294	178	H

\* - indicates frequency in CFR 47, Part 15 and Industry Canada RSS-Restricted Band.

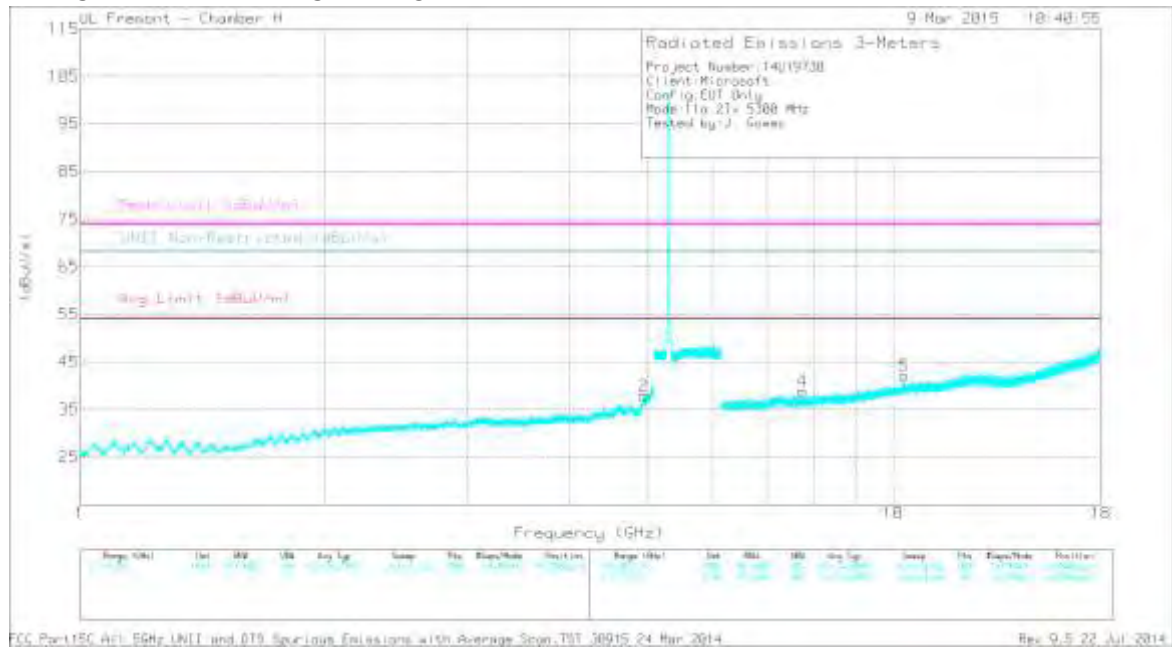
PK1 - KDB789033 Method: Peak

AD1 - KDB789033 Method: AD Primary Power Average

### MID CHANNEL HORIZONTAL PLOT



### MID CHANNEL VERTICAL PLOT



**DATA**

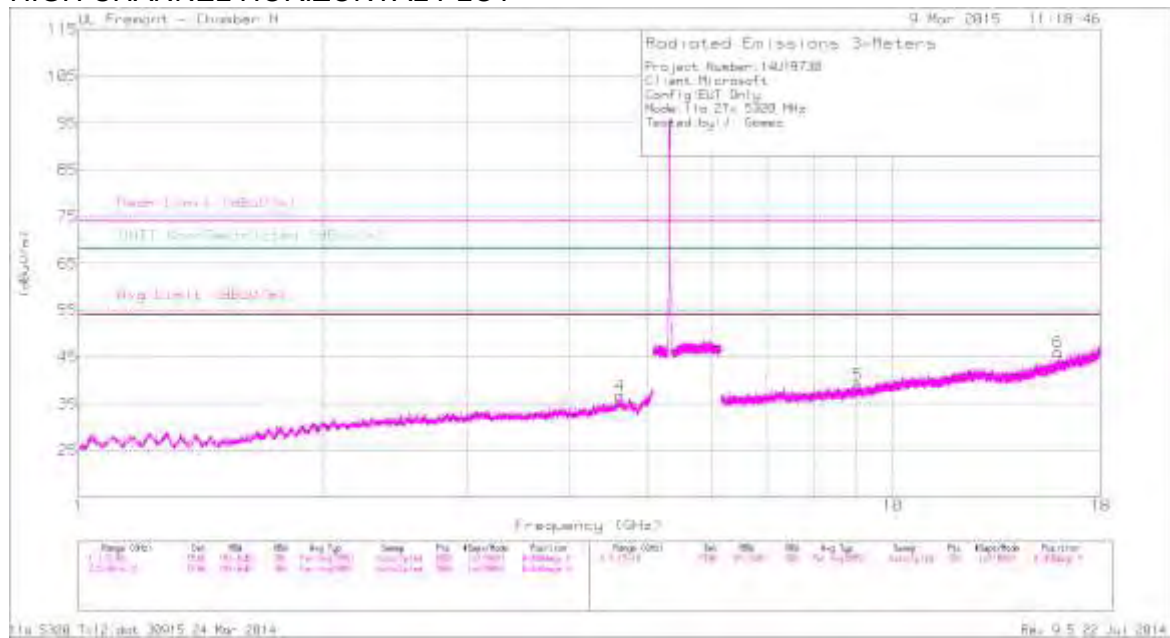
Marker	Frequency (GHz)	Meter Reading (dBuV)	Det	AF T863 (dB/m)	Amp/Cb1/Fitr /Pad (dB)	Corrected Reading (dBuV/m)	Avg Limit (dBuV/m)	Margin (dB)	Peak Limit (dBuV/m)	PK Margin (dB)	UNII Non-Restricted (dBuV/m)	PK Margin (dB)	Azimuth (Degs)	Height (cm)	Polarity
1	* 4.622	40.94	PK1	34.1	-31.9	43.14	-	-	74	-30.86	-	-	343	197	H
	* 4.621	29.87	AD1	34.1	-31.9	32.07	54	-21.93	-	-	-	-	343	197	H
2	* 4.944	42.81	PK1	34.3	-30.9	46.21	-	-	74	-27.79	-	-	38	149	V
	* 4.943	30.77	AD1	34.3	-30.9	34.17	54	-19.83	-	-	-	-	38	149	V
6	* 11.376	34.93	PK1	38	-25.2	47.73	-	-	74	-26.27	-	-	233	148	H
	* 11.375	23.92	AD1	38	-25.2	36.72	54	-17.28	-	-	-	-	233	148	H
4	* 7.736	38.95	PK1	36.1	-29.5	45.55	-	-	74	-28.45	-	-	315	108	V
	* 7.737	27.64	AD1	36.1	-29.5	34.24	54	-19.76	-	-	-	-	315	108	V
3	9.81	36.24	PK1	37	-25.9	47.34	-	-	-	-	68.2	-20.86	136	234	H
5	10.329	35.55	PK1	37.5	-24.9	48.15	-	-	-	-	68.2	-20.05	105	262	V

\* - indicates frequency in CFR 47, Part 15 and Industry Canada RSS-Restricted Band.

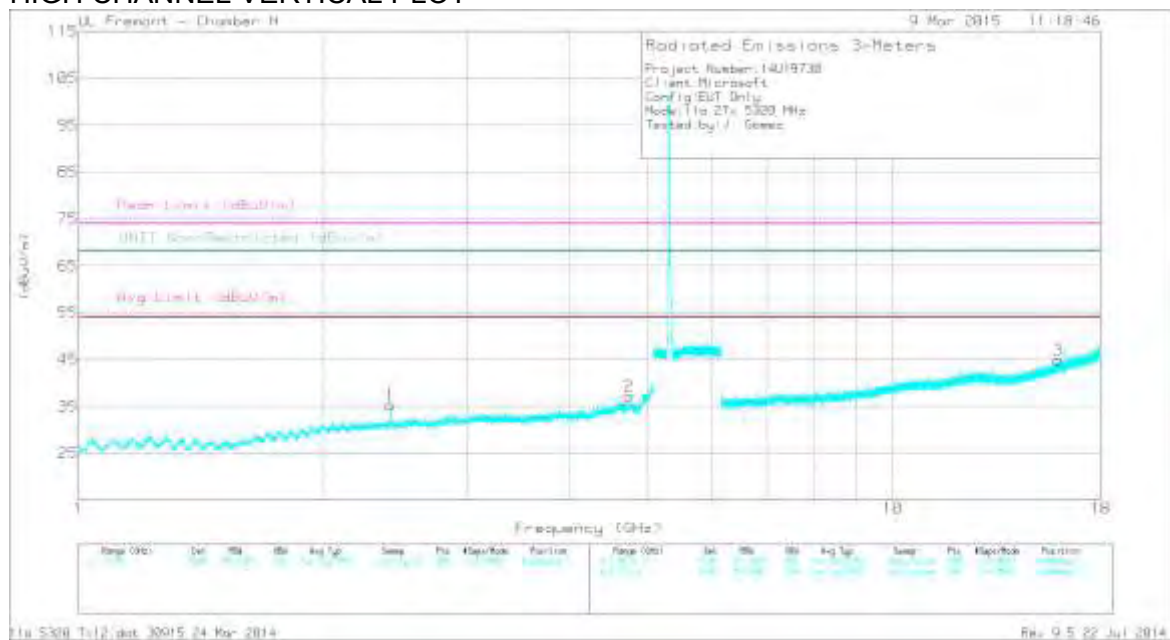
PK1 - KDB789033 Method: Peak

AD1 - KDB789033 Method: AD Primary Power Average

### HIGH CHANNEL HORIZONTAL PLOT



### HIGH CHANNEL VERTICAL PLOT



**DATA**

Marker	Frequency (GHz)	Meter Reading (dBuV)	Det	AF T863 (dB/m)	Amp/Cbl/FI tr/Pad (dB)	Corrected Reading (dBuV/m)	Avg Limit (dBuV/m)	Margin (dB)	Peak Limit (dBuV/m)	PK Margin (dB)	UNII Non-Restricted (dBuV/m)	PK Margin (dB)	Azimuth (Degs)	Height (cm)	Polarity
4	* 4.613	40.98	PK1	34.1	-31.7	43.38	-	-	74	-30.62	-	-	256	242	H
	* 4.62	29.78	AD1	34.1	-31.9	31.98	54	-22.02	-	-	-	-	256	242	H
2	* 4.746	41.83	PK1	34.3	-31.7	44.43	-	-	74	-29.57	-	-	22	166	V
	* 4.746	29.81	AD1	34.3	-31.7	32.41	54	-21.59	-	-	-	-	22	166	V
5	* 9.063	37.54	PK1	36.5	-26.8	47.24	-	-	74	-26.76	-	-	357	284	H
	* 9.062	25.56	AD1	36.4	-26.8	35.16	54	-18.84	-	-	-	-	357	284	H
6	* 15.962	40.46	PK1	41.2	-24.8	56.86	-	-	74	-17.14	-	-	129	110	H
	* 15.956	27.01	AD1	41.2	-24.8	43.41	54	-10.59	-	-	-	-	129	110	H
3	* 15.964	38.19	PK1	41.2	-24.8	54.59	-	-	74	-19.41	-	-	97	223	V
	* 15.964	25.59	AD1	41.2	-24.8	41.99	54	-12.01	-	-	-	-	97	223	V
1	2.412	42.16	PK1	32	-34.1	40.06	-	-	-	-	68.2	-28.14	62	249	V

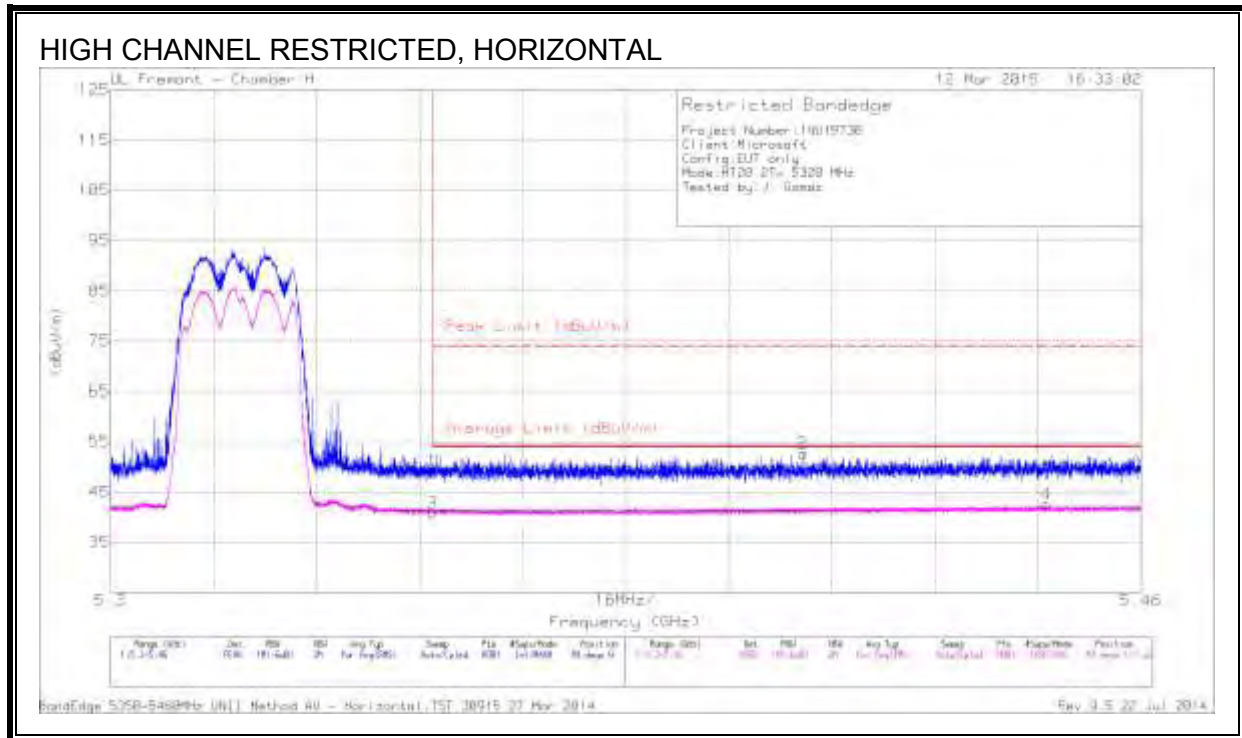
\* - indicates frequency in CFR 47, Part 15 and Industry Canada RSS-Restricted Band.

PK1 - KDB789033 Method: Peak

AD1 - KDB789033 Method: AD Primary Power Average

**10.2.6. TX ABOVE 1 GHz 802.11n HT20 MODE IN THE 5.3 GHz BAND**

**RESTRICTED BANDEDGE (HIGH CHANNEL)**



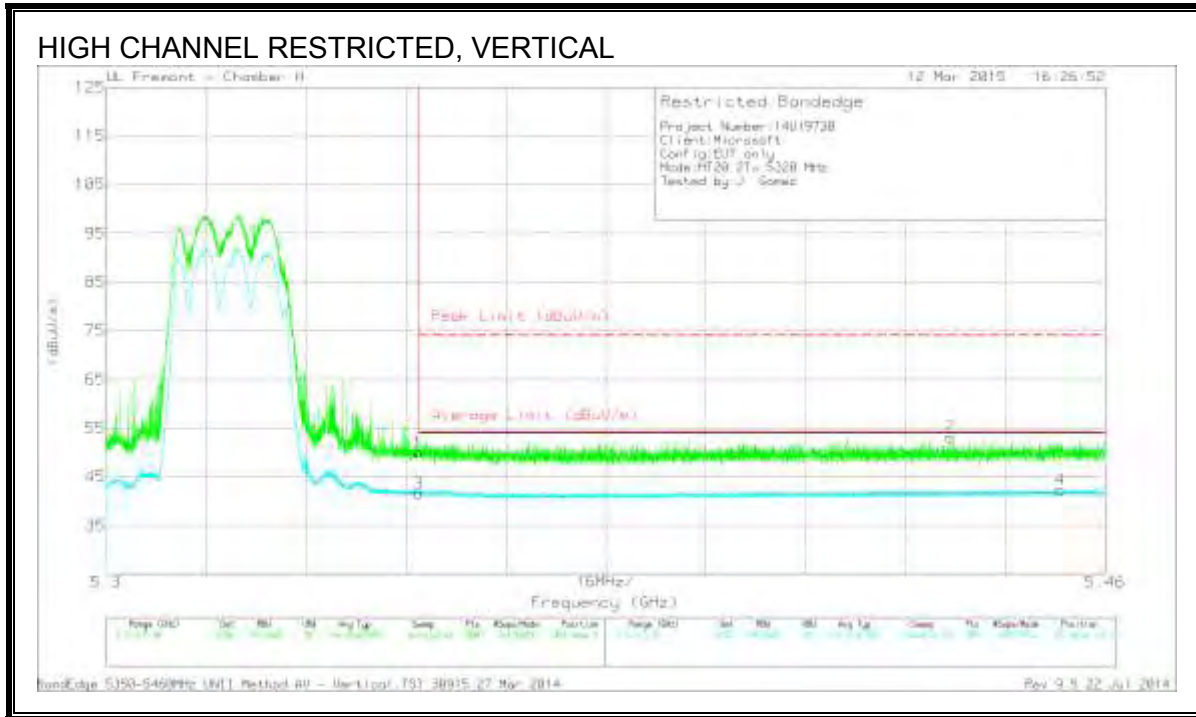
**DATA**

Marker	Frequency (GHz)	Meter Reading (dBuV)	Det	AF T863 (dB/m)	Amp/Cbl/Fitr/Pad (dB)	Corrected Reading (dBuV/m)	Average Limit (dBuV/m)	Margin (dB)	Peak Limit (dBuV/m)	PK Margin (dB)	Azimuth (Degs)	Height (cm)	Polarity
1	* 5.35	37.1	PK	34.9	-22.7	49.3	-	-	74	-24.7	84	117	H
2	* 5.408	40.2	PK	35	-22.5	52.7	-	-	74	-21.3	84	117	H
3	* 5.35	28.61	RMS	34.9	-22.7	40.81	54	-13.19	-	-	84	117	H
4	* 5.445	30.04	RMS	35	-22.5	42.54	54	-11.46	-	-	84	117	H

\* - indicates frequency in CFR 47, Part 15 and Industry Canada RSS-Restricted Band.

PK - Peak detector

RMS - RMS detection



**DATA**

Marker	Frequency (GHz)	Meter Reading (dBuV)	Det	AF T863 (dB/m)	Amp/Cbl/Fitr/Pad (dB)	Corrected Reading (dBuV/m)	Average Limit (dBuV/m)	Margin (dB)	Peak Limit (dBuV/m)	PK Margin (dB)	Azimuth (Degs)	Height (cm)	Polarity
1	* 5.35	37.82	PK	34.9	-22.7	50.02	-	-	74	-23.98	303	124	V
3	* 5.35	29.41	RMS	34.9	-22.7	41.61	54	-12.39	-	-	303	124	V
2	* 5.435	40.67	PK	35	-22.5	53.17	-	-	74	-20.83	303	124	V
4	* 5.453	29.85	RMS	35	-22.5	42.35	54	-11.65	-	-	303	124	V

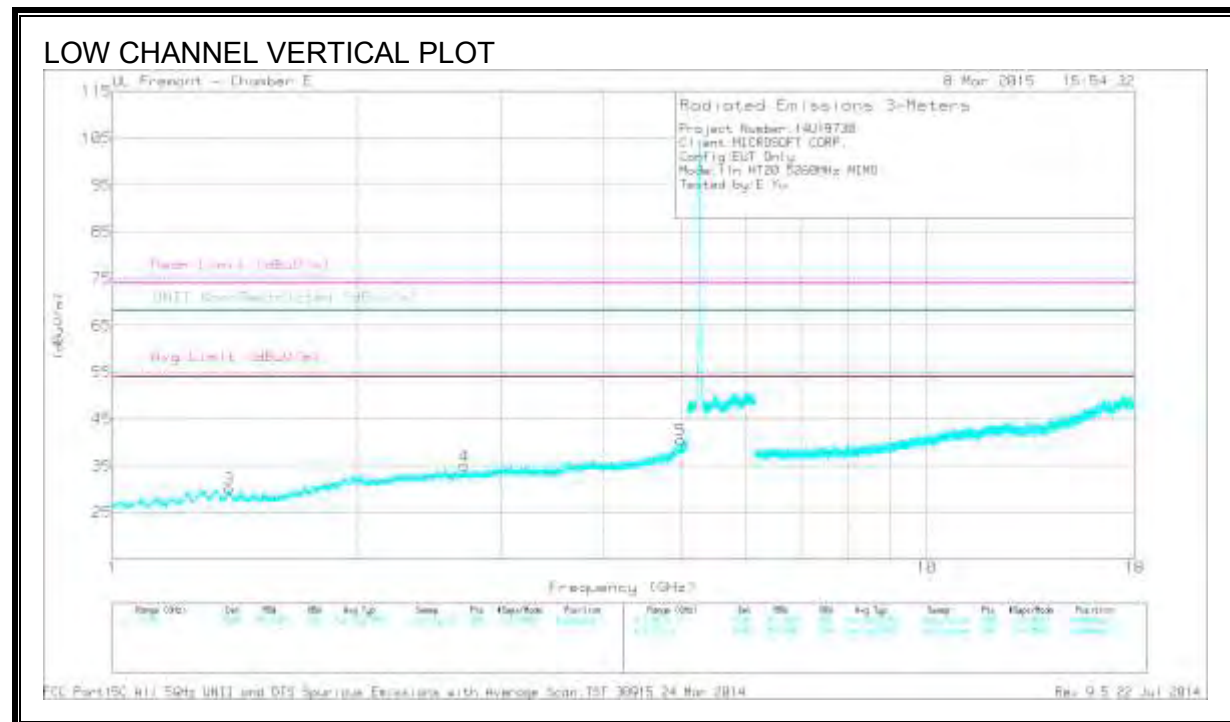
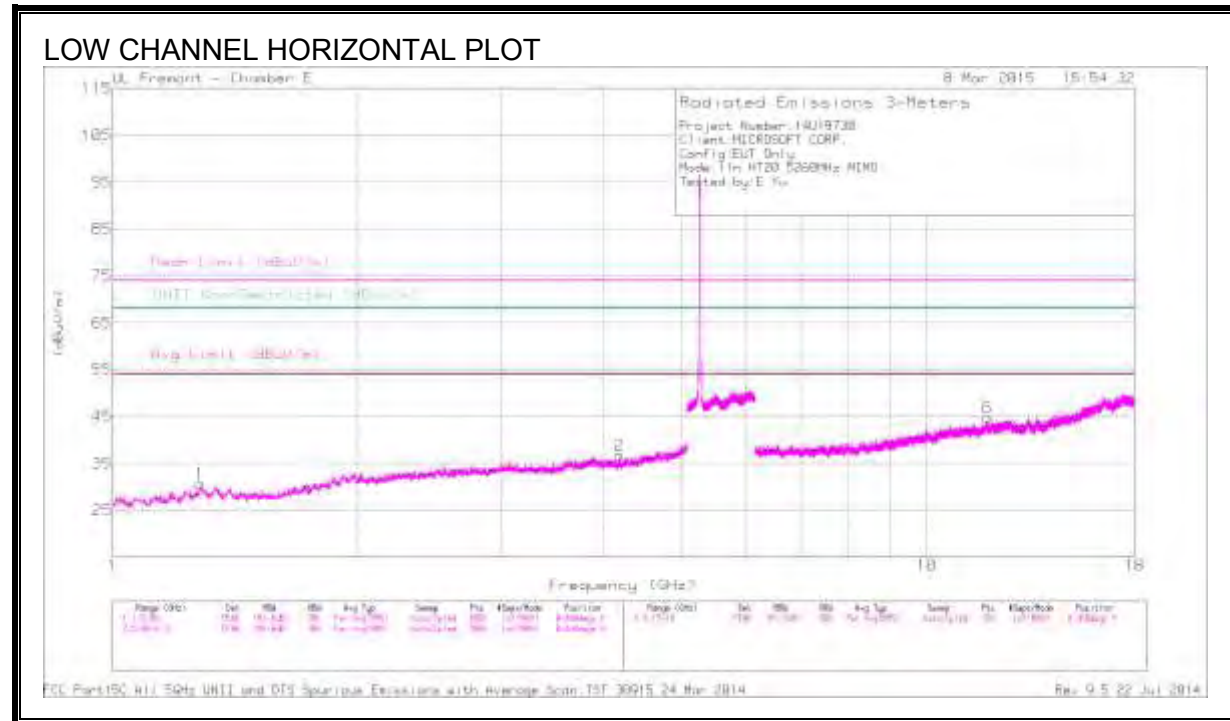
\* - indicates frequency in CFR 47, Part 15 and Industry Canada RSS-Restricted Band.

PK - Peak detector

RMS - RMS detection



**HARMONICS AND SPURIOUS EMISSIONS**



**DATA**

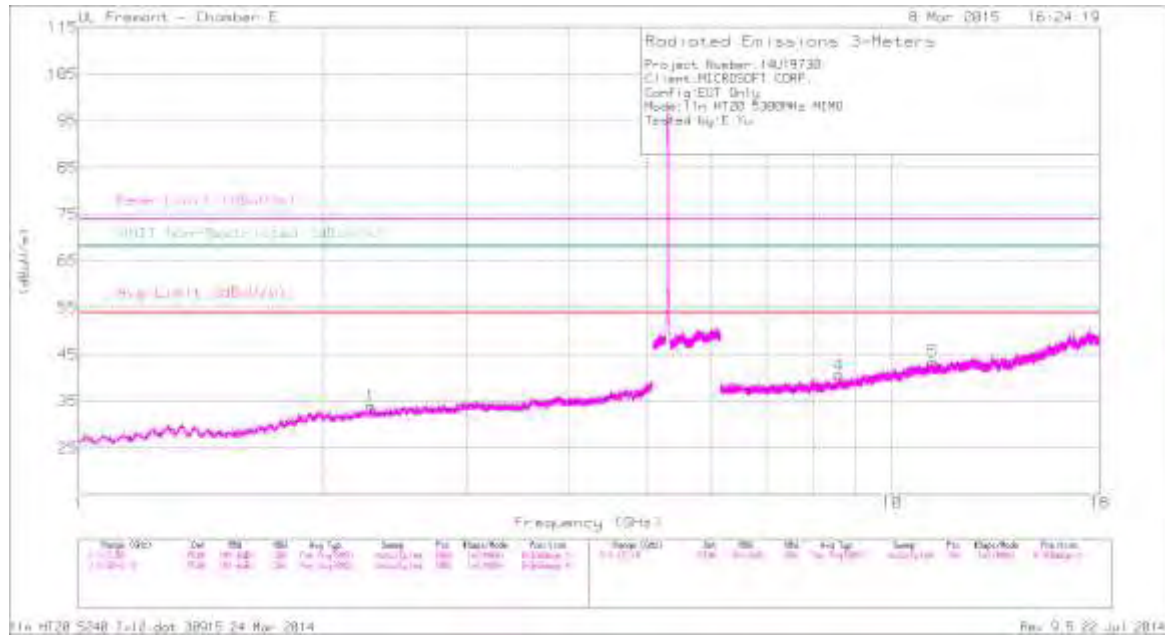
Marker	Frequency (GHz)	Meter Reading (dBuV)	Det	AF T346 (dB/m)	Amp/Cbl/FI tr/Pad (dB)	Corrected Reading (dBuV/m)	Avg Limit (dBuV/m)	Margin (dB)	Peak Limit (dBuV/m)	PK Margin (dB)	Azimuth (Degs)	Height (cm)	Polarity
1	* 1.281	43.8	PK1	28.8	-34.3	38.3	-	-	74	-35.7	139	204	H
	* 1.281	32.14	AD1	28.8	-34.3	26.64	54	-27.36	-	-	139	204	H
2	* 4.195	43.16	PK1	33.5	-31.6	45.06	-	-	74	-28.94	68	239	H
	* 4.195	30.48	AD1	33.5	-31.6	32.38	54	-21.62	-	-	68	239	H
3	* 1.391	43.47	PK1	28.5	-34.1	37.87	-	-	74	-36.13	18	101	V
	* 1.392	32.36	AD1	28.5	-34.1	26.76	54	-27.24	-	-	18	101	V
4	* 2.704	42.21	PK1	32.4	-32.4	42.21	-	-	74	-31.79	46	183	V
	* 2.704	30.88	AD1	32.4	-32.4	30.88	54	-23.12	-	-	46	183	V
5	* 4.989	41.69	PK1	34.2	-29.2	46.69	-	-	74	-27.31	92	208	V
	* 4.989	29.7	AD1	34.2	-29.2	34.7	54	-19.3	-	-	92	208	V
6	* 11.865	37.13	PK1	38.4	-23.5	52.03	-	-	74	-21.97	204	109	H
	* 11.866	25.75	AD1	38.4	-23.5	40.65	54	-13.35	-	-	204	109	H

\* - indicates frequency in CFR 47, Part 15 and Industry Canada RSS-Restricted Band.

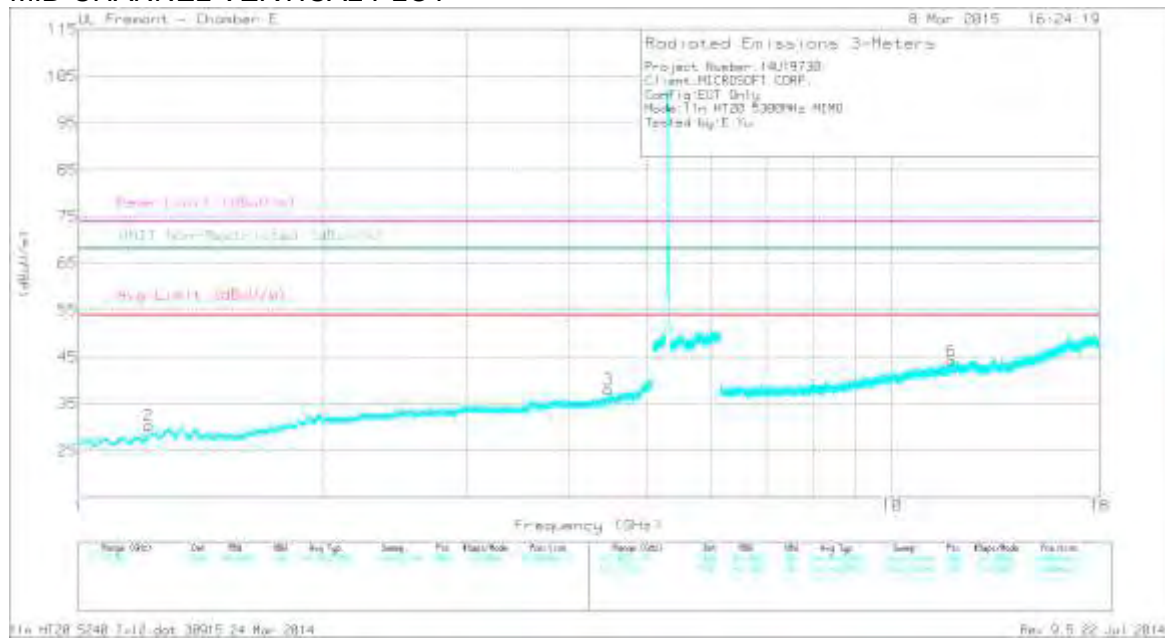
PK1 - KDB789033 Method: Peak

AD1 - KDB789033 Method: AD Primary Power Average

MID CHANNEL HORIZONTAL PLOT



MID CHANNEL VERTICAL PLOT



**DATA**

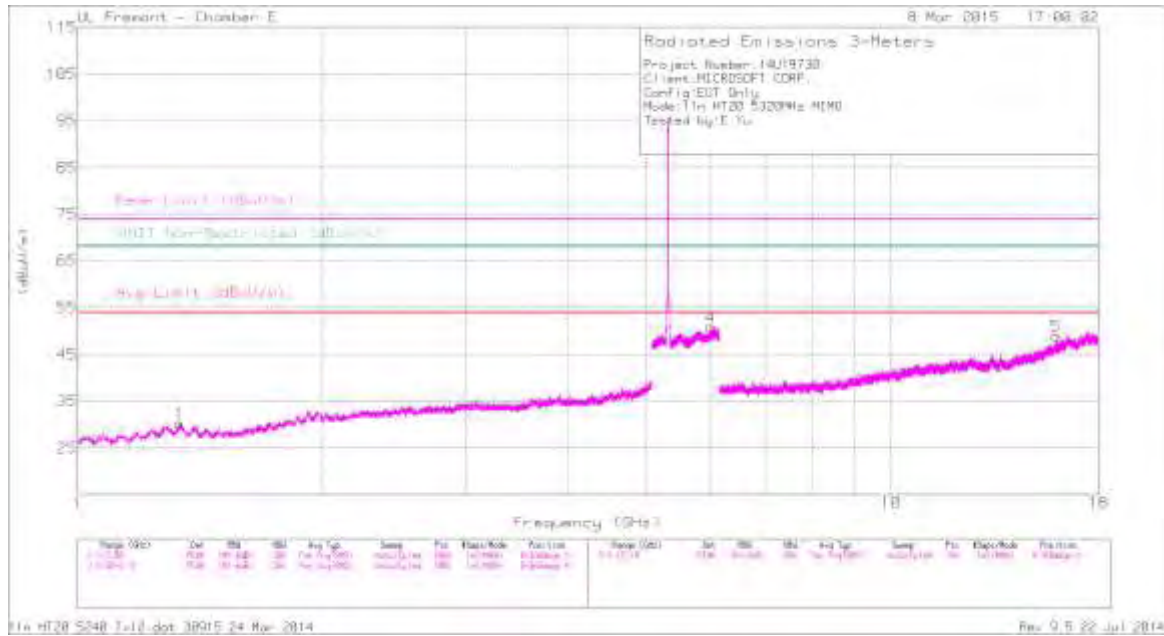
Marker	Frequency (GHz)	Meter Reading (dBuV)	Det	AF T346 (dB/m)	Amp/Cbl/FI tr/Pad (dB)	Corrected Reading (dBuV/m)	Avg Limit (dBuV/m)	Margin (dB)	Peak Limit (dBuV/m)	PK Margin (dB)	UNII Non-Restricted (dBuV/m)	PK Margin (dB)	Azimuth (Degs)	Height (cm)	Polarity
1	* 2.285	42.16	PK1	31.8	-33	40.96	-	-	74	-33.04	-	-	62	202	H
	* 2.285	30.61	AD1	31.8	-33	29.41	54	-24.59	-	-	-	-	62	202	H
2	* 1.22	43.02	PK1	28.3	-34.8	36.52	-	-	74	-37.48	-	-	38	61	V
	* 1.22	31.87	AD1	28.3	-34.8	25.37	54	-28.63	-	-	-	-	38	61	V
5	* 11.208	36.83	PK1	37.8	-23.8	50.83	-	-	74	-23.17	-	-	128	158	H
	* 11.207	25.59	AD1	37.8	-23.7	39.69	54	-14.31	-	-	-	-	128	158	H
6	* 11.837	36.97	PK1	38.4	-23.4	51.97	-	-	74	-22.03	-	-	53	106	V
	* 11.838	25.45	AD1	38.4	-23.3	40.55	54	-13.45	-	-	-	-	53	106	V
3	4.476	41.33	PK1	33.9	-30.2	45.03	-	-	-	-	68.2	-23.17	208	236	V
4	8.606	39.04	PK1	35.9	-26.5	48.44	-	-	-	-	68.2	-19.76	208	200	H

\* - indicates frequency in CFR 47, Part 15 and Industry Canada RSS-Restricted Band.

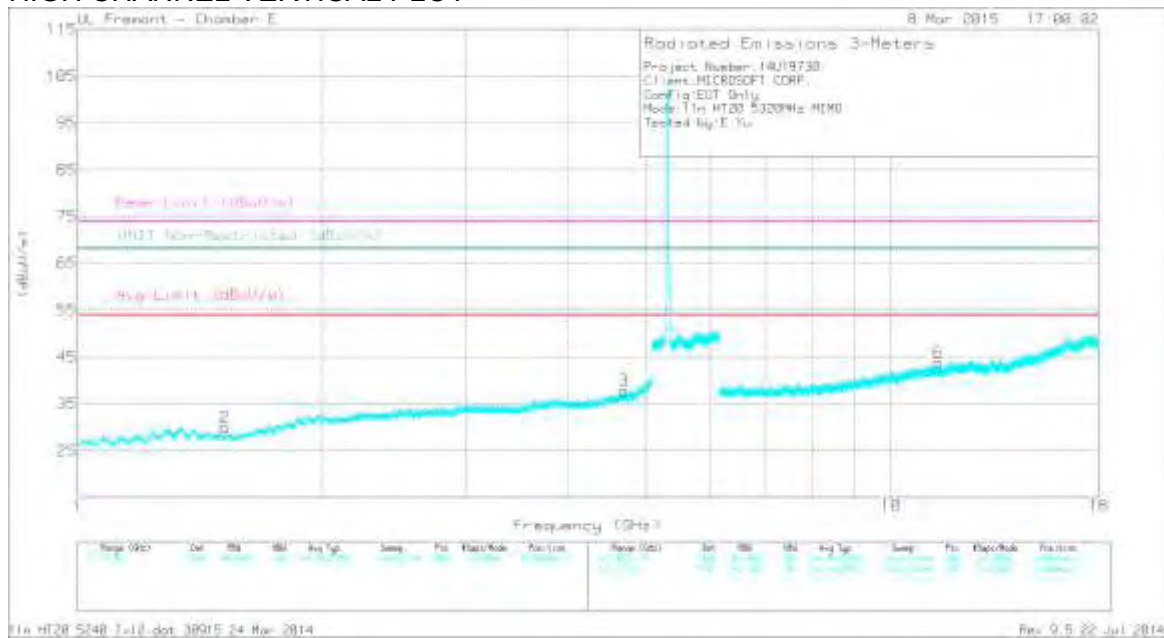
PK1 - KDB789033 Method: Peak

AD1 - KDB789033 Method: AD Primary Power Average

### HIGH CHANNEL HORIZONTAL PLOT



### HIGH CHANNEL VERTICAL PLOT



**DATA**

Marker	Frequency (GHz)	Meter Reading (dBuV)	Det	AF T346 (dB/m)	Amp/Cbl/FI tr/Pad (dB)	Corrected Reading (dBuV/m)	Avg Limit (dBuV/m)	Margin (dB)	Peak Limit (dBuV/m)	PK Margin (dB)	UNII Non-Restricted (dBuV/m)	PK Margin (dB)	Azimuth (Degs)	Height (cm)	Polarity
1	* 1.333	43.35	PK1	28.8	-34	38.15	-	-	74	-35.85	-	-	32	232	H
	* 1.334	32.09	AD1	28.8	-34	26.89	54	-27.11	-	-	-	-	32	232	H
2	* 1.518	43.11	PK1	28.2	-34.5	36.81	-	-	74	-37.19	-	-	106	200	V
	* 1.518	31.65	AD1	28.2	-34.5	25.35	54	-28.65	-	-	-	-	106	200	V
3	* 4.702	42.06	PK1	34.2	-30	46.26	-	-	74	-27.74	-	-	86	136	V
	* 4.703	30.41	AD1	34.2	-30	34.61	54	-19.39	-	-	-	-	86	136	V
5	* 15.96	38.8	PK1	40.6	-22.7	56.7	-	-	74	-17.3	-	-	185	287	H
	* 15.96	26.6	AD1	40.6	-22.7	44.5	54	-9.5	-	-	-	-	185	287	H
6	* 11.422	37.22	PK1	38	-24	51.22	-	-	74	-22.78	-	-	205	125	V
	* 11.422	26.15	AD1	38	-24	40.15	54	-13.85	-	-	-	-	205	125	V
4	6.001	43.82	PK1	35.1	-20.6	58.32	-	-	-	-	68.2	-9.88	39	202	H

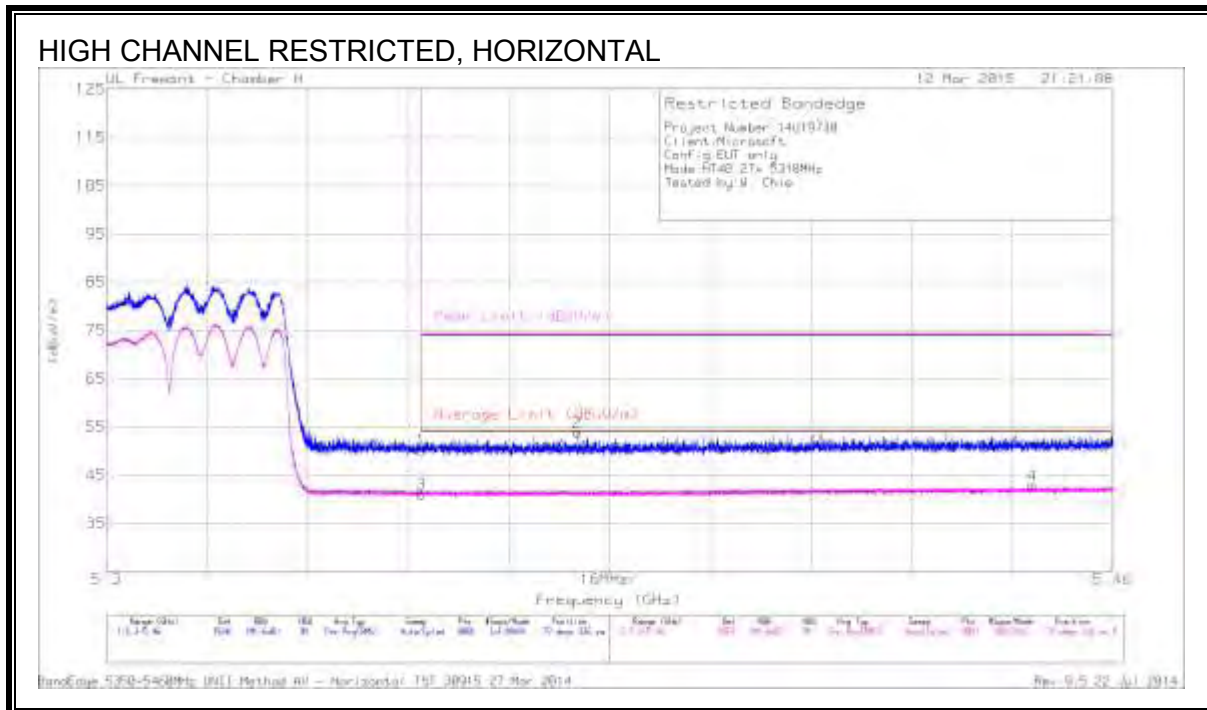
\* - indicates frequency in CFR 47, Part 15 and Industry Canada RSS-Restricted Band.

PK1 - KDB789033 Method: Peak

AD1 - KDB789033 Method: AD Primary Power Average

**10.2.7. TX ABOVE 1 GHz 802.11n HT40 MODE IN THE 5.3 GHz BAND**

**RESTRICTED BANDEDGE (HIGH CHANNEL)**



**DATA**

Marker	Frequency (GHz)	Meter Reading (dBuV)	Det	AF T863 (dB/m)	Amp/Cb/Filter/Pad (dB)	DC Corr (dB)	Corrected Reading (dBuV/m)	Average Limit (dBuV/m)	Margin (dB)	Peak Limit (dBuV/m)	PK Margin (dB)	Azimuth (Degs)	Height (cm)	Polarity
1	* 5.35	38.11	PK	34.9	-22.7	0	50.31	-	-	74	-23.69	79	336	H
2	* 5.375	41.64	PK	34.9	-22.7	0	53.84	-	-	74	-20.16	79	336	H
3	* 5.35	28.76	RMS	34.9	-22.7	.13	41.09	54	-12.91	-	-	79	336	H
4	* 5.447	30.16	RMS	35	-22.5	.13	42.79	54	-11.21	-	-	79	336	H

\* - indicates frequency in CFR 47, Part 15 and Industry Canada RSS-Restricted Band.

PK - Peak detector

RMS - RMS detection





**DATA**

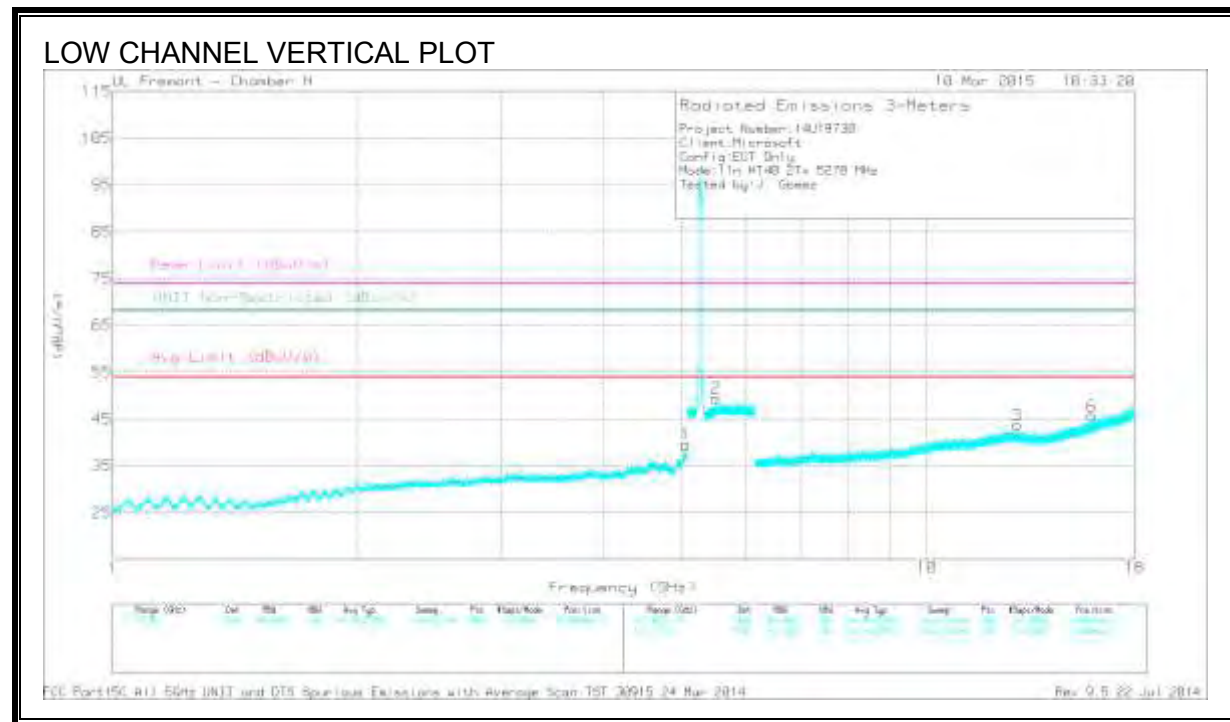
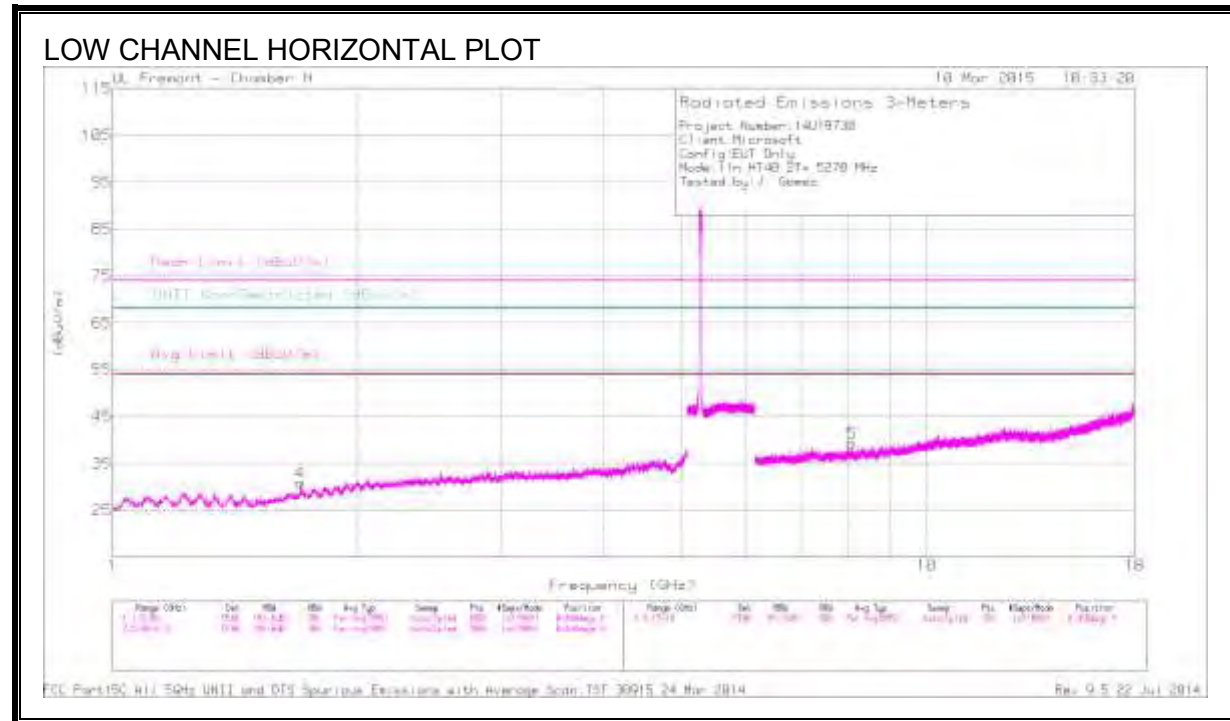
Marker	Frequency (GHz)	Meter Reading (dBuV)	Det	AF T863 (dB/m)	Amp/Cb/Fit r/Pad (dB)	DC Corr (dB)	Corrected Reading (dBuV/m)	Average Limit (dBuV/m)	Margin (dB)	Peak Limit (dBuV/m)	PK Margin (dB)	Azimuth (Degs)	Height (cm)	Polarity
1	* 5.35	45	PK	34.9	-22.7	0	57.2	-	-	74	-16.8	290	209	V
2	* 5.35	45.91	PK	34.9	-22.7	0	58.11	-	-	74	-15.89	290	209	V
3	* 5.35	30.9	RMS	34.9	-22.7	.13	43.23	54	-10.77	-	-	290	209	V
4	* 5.351	31.55	RMS	34.9	-22.7	.13	43.88	54	-10.12	-	-	290	209	V

\* - indicates frequency in CFR 47, Part 15 and Industry Canada RSS-Restricted Band.

PK - Peak detector

RMS - RMS detection

**HARMONICS AND SPURIOUS EMISSIONS**



**DATA**

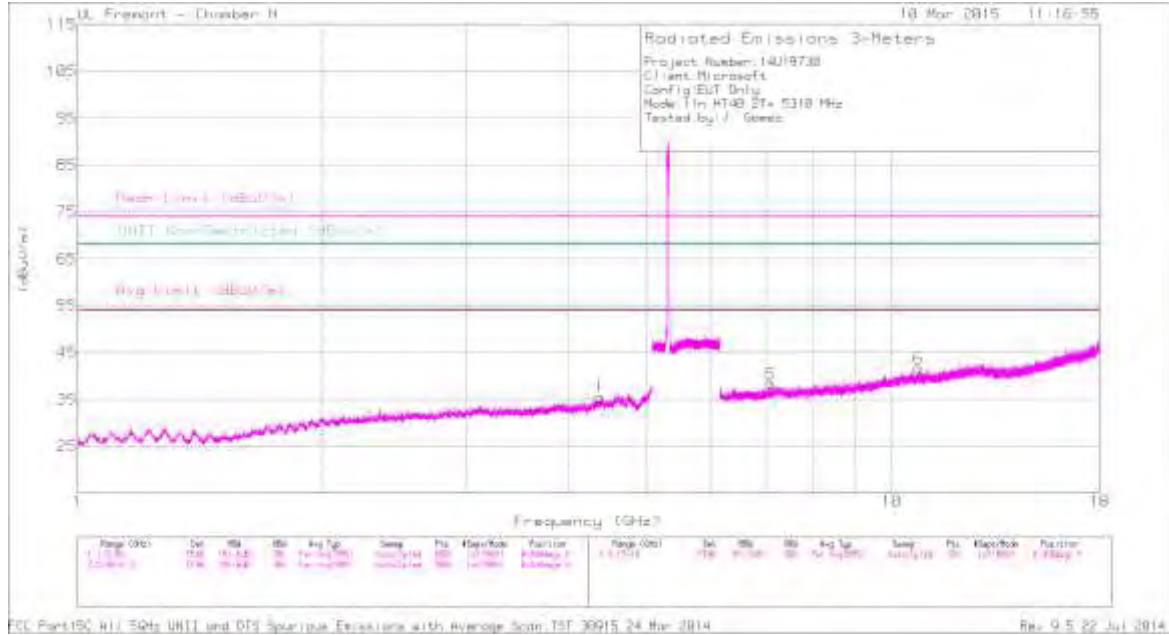
Marker	Frequency (GHz)	Meter Reading (dBuV)	Det	AF T863 (dB/m)	Amp/Cbl/Filtr/Pad (dB)	DC Corr (dB)	Corrected Reading (dBuV/m)	Avg Limit (dBuV/m)	Margin (dB)	Peak Limit (dBuV/m)	PK Margin (dB)	UNII Non-Restricted (dBuV/m)	PK Margin (dB)	Azimuth (Degs)	Height (cm)	Polarity
4	* 1.703	42.36	PK1	29.3	-34.3	0	37.36	-	-	74	-36.64	-	-	328	297	H
	* 1.703	30.69	AD1	29.3	-34.3	.13	25.81	54	-28.19	-	-	-	-	328	297	H
1	* 5.06	42.46	PK1	34.4	-29.2	0	47.66	-	-	74	-26.34	-	-	103	153	V
	* 5.06	29.73	AD1	34.4	-29.2	.13	35.06	54	-18.94	-	-	-	-	103	153	V
5	* 8.09	39.05	PK1	36	-28.3	0	46.75	-	-	74	-27.25	-	-	352	197	H
	* 8.089	26.52	AD1	36	-28.3	.13	34.35	54	-19.65	-	-	-	-	352	197	H
6	* 15.948	36.33	PK1	41.2	-25	0	52.53	-	-	74	-21.47	-	-	260	272	V
	* 15.947	24.25	AD1	41.2	-25	.13	40.58	54	-13.42	-	-	-	-	260	272	V
2	5.516	42.9	PK1	35.1	-22.4	0	55.6	-	-	-	-	68.2	-12.6	298	236	V
3	12.919	35.98	PK1	39.2	-24.7	0	50.48	-	-	-	-	68.2	-17.72	61	183	V

\* - indicates frequency in CFR 47, Part 15 and Industry Canada RSS-Restricted Band.

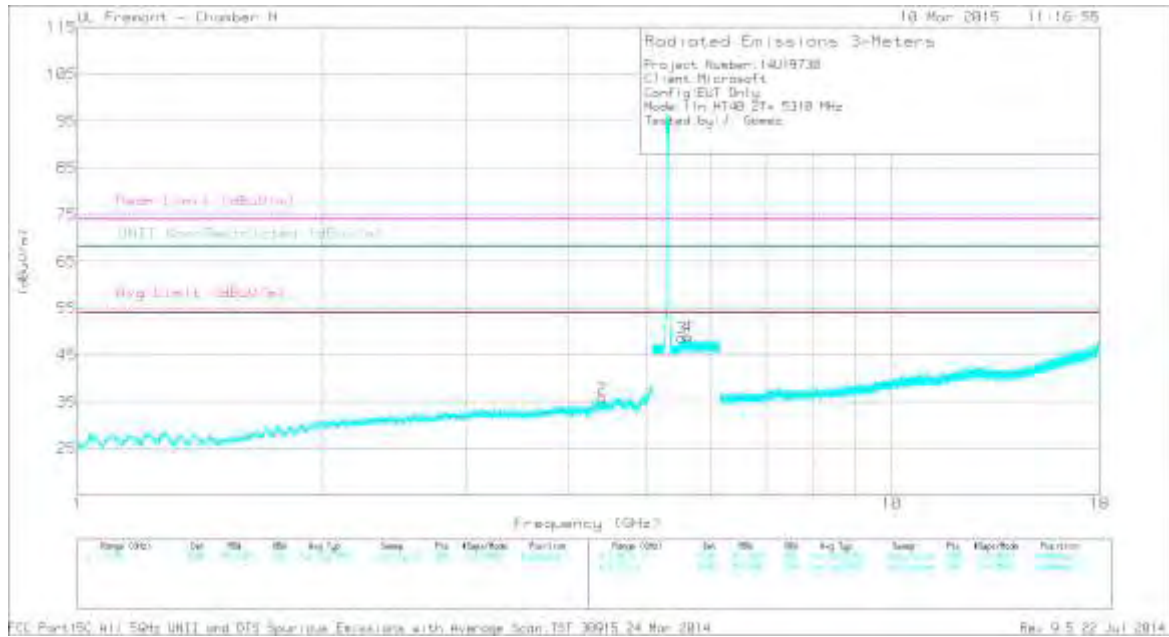
PK1 - KDB789033 Method: Peak

AD1 - KDB789033 Method: AD Primary Power Average

### HIGH CHANNEL HORIZONTAL PLOT



### HIGH CHANNEL VERTICAL PLOT



**DATA**

Marker	Frequency (GHz)	Meter Reading (dBuV)	Det	AF T863 (dB/m)	Amp/Cbl/FI tr/Pad (dB)	DC Corr (dB)	Corrected Reading (dBuV/m)	Avg Limit (dBuV/m)	Margin (dB)	Peak Limit (dBuV/m)	PK Margin (dB)	UNII Non-Restricted (dBuV/m)	PK Margin (dB)	Azimuth (Degs)	Height (cm)	Polarity
1	* 4.382	40.74	PK1	33.8	-31.4	0	43.14	-	-	74	-30.86	-	-	4	114	H
	* 4.383	28.76	AD1	33.8	-31.4	.13	31.29	54	-22.71	-	-	-	-	4	114	H
6	* 10.785	36.51	PK1	37.6	-24.4	0	49.71	-	-	74	-24.29	-	-	217	229	H
	* 10.786	23.99	AD1	37.6	-24.4	.13	37.32	54	-16.68	-	-	-	-	217	229	H
2	4.409	41.21	PK1	33.8	-31.6	0	43.41	-	-	-	-	68.2	-24.79	27	224	V
3	5.524	42.77	PK1	35.1	-22.4	0	55.47	-	-	-	-	68.2	-12.73	306	149	V
4	5.621	43.22	PK1	35.1	-22.5	0	55.82	-	-	-	-	68.2	-12.38	316	311	V
5	7.097	39.4	PK1	36	-30	0	45.4	-	-	-	-	68.2	-22.8	360	153	H

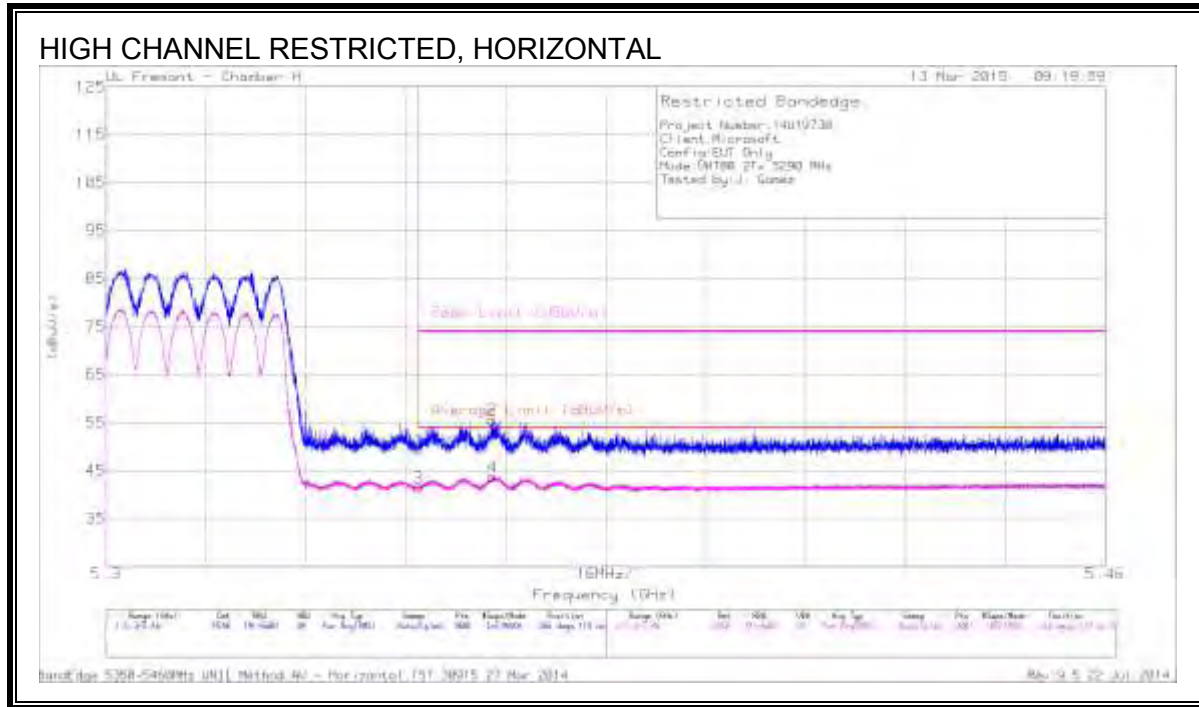
\* - indicates frequency in CFR 47, Part 15 and Industry Canada RSS-Restricted Band.

PK1 - KDB789033 Method: Peak

AD1 - KDB789033 Method: AD Primary Power Average

**10.2.8. TX ABOVE 1 GHz 802.11ac VHT80 MODE IN THE 5.3 GHz BAND**

**RESTRICTED BANDEDGE (HIGH CHANNEL)**



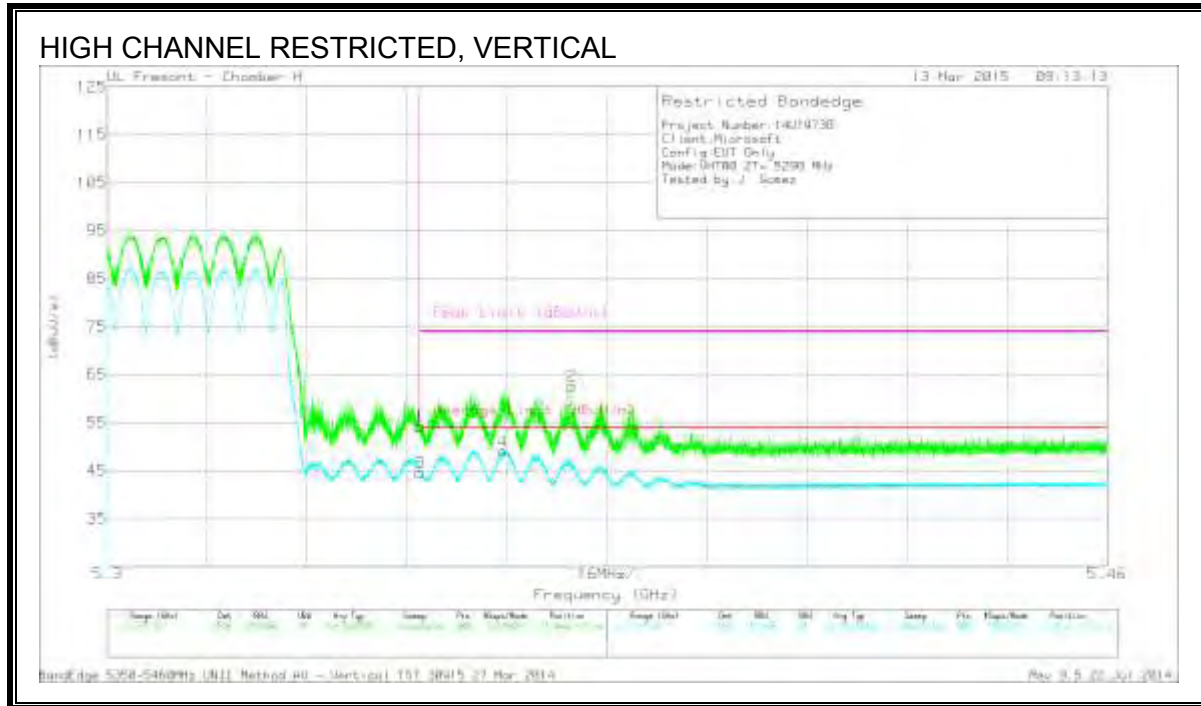
**DATA**

Marker	Frequency (GHz)	Meter Reading (dBuV)	Det	AF T863 (dB/m)	Amp/Cbl/Filtr/Pad (dB)	DC Corr (dB)	Corrected Reading (dBuV/m)	Average Limit (dBuV/m)	Margin (dB)	Peak Limit (dBuV/m)	PK Margin (dB)	Azimuth (Degs)	Height (cm)	Polarity
1	* 5.35	37.19	PK	34.9	-22.7	0	49.39	-	-	74	-24.61	266	119	H
2	* 5.362	43.38	PK	34.9	-22.7	0	55.58	-	-	74	-18.42	266	119	H
3	* 5.35	29.29	RMS	34.9	-22.7	.26	41.75	54	-12.25	-	-	266	119	H
4	* 5.362	31.53	RMS	34.9	-22.7	.26	43.99	54	-10.01	-	-	266	119	H

\* - indicates frequency in CFR 47, Part 15 and Industry Canada RSS-Restricted Band.

PK - Peak detector

RMS - RMS detection



**DATA**

Marker	Frequency (GHz)	Meter Reading (dBuV)	Det	AF T863 (dB/m)	Amp/Cbl/Fit r/Pad (dB)	DC Corr (dB)	Corrected Reading (dBuV/m)	Average Limit (dBuV/m)	Margin (dB)	Peak Limit (dBuV/m)	PK Margin (dB)	Azimuth (Degs)	Height (cm)	Polarity
1	* 5.35	42	PK	34.9	-22.7	0	54.2	-	-	74	-19.8	71	119	V
2	* 5.374	50.45	PK	34.9	-22.7	0	62.65	-	-	74	-11.35	71	119	V
3	* 5.35	32.36	RMS	34.9	-22.7	.26	44.82	54	-9.18	-	-	71	119	V
4	* 5.363	36.86	RMS	34.9	-22.7	.26	49.32	54	-4.68	-	-	71	119	V

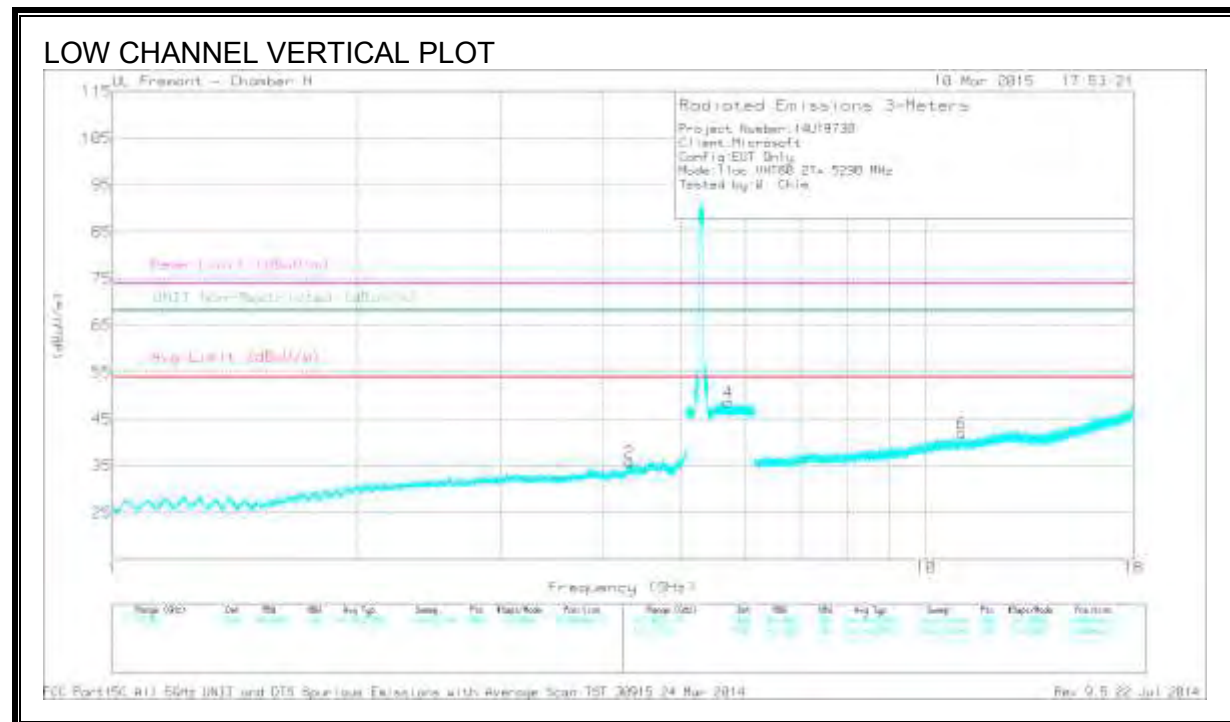
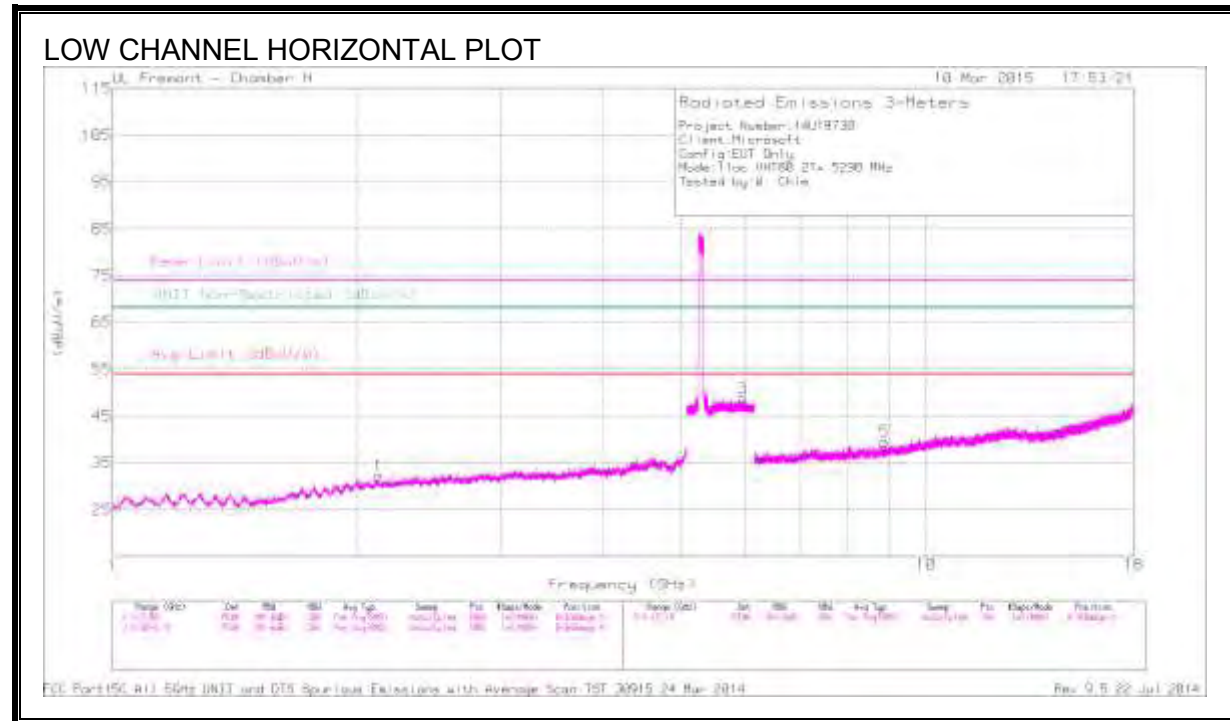
\* - indicates frequency in CFR 47, Part 15 and Industry Canada RSS-Restricted Band.

PK - Peak detector

RMS - RMS detection



**HARMONICS AND SPURIOUS EMISSIONS**



**DATA**

Marker	Frequency (GHz)	Meter Reading (dBuV)	Det	AF T863 (dB/m)	Amp/Cbl/FI tr/Pad (dB)	DC Corr (dB)	Corrected Reading (dBuV/m)	Avg Limit (dBuV/m)	Margin (dB)	Peak Limit (dBuV/m)	PK Margin (dB)	UNII Non-Restricted (dBuV/m)	PK Margin (dB)	Azimuth (Degs)	Height (cm)	Polarity
2	* 4.319	40.56	PK1	33.6	-31.5	0	42.66	-	-	74	-31.34	-	-	295	358	V
	* 4.319	28.91	AD1	33.6	-31.5	.26	31.27	54	-22.73	-	-	-	-	295	358	V
6	* 11.067	36.49	PK1	37.8	-25.1	0	49.19	-	-	74	-24.81	-	-	118	397	V
	* 11.068	24.64	AD1	37.8	-25.1	.26	37.6	54	-16.4	-	-	-	-	118	397	V
1	2.123	41.97	PK1	31.5	-34.4	0	39.07	-	-	-	-	68.2	-29.13	213	350	H
4	5.718	42.65	PK1	35	-22.4	0	55.25	-	-	-	-	68.2	-12.95	319	326	V
3	5.954	42.65	PK1	35.2	-22.2	0	55.65	-	-	-	-	68.2	-12.55	17	311	H
5	8.887	37.41	PK1	36.3	-27.8	0	45.91	-	-	-	-	68.2	-22.29	237	286	H

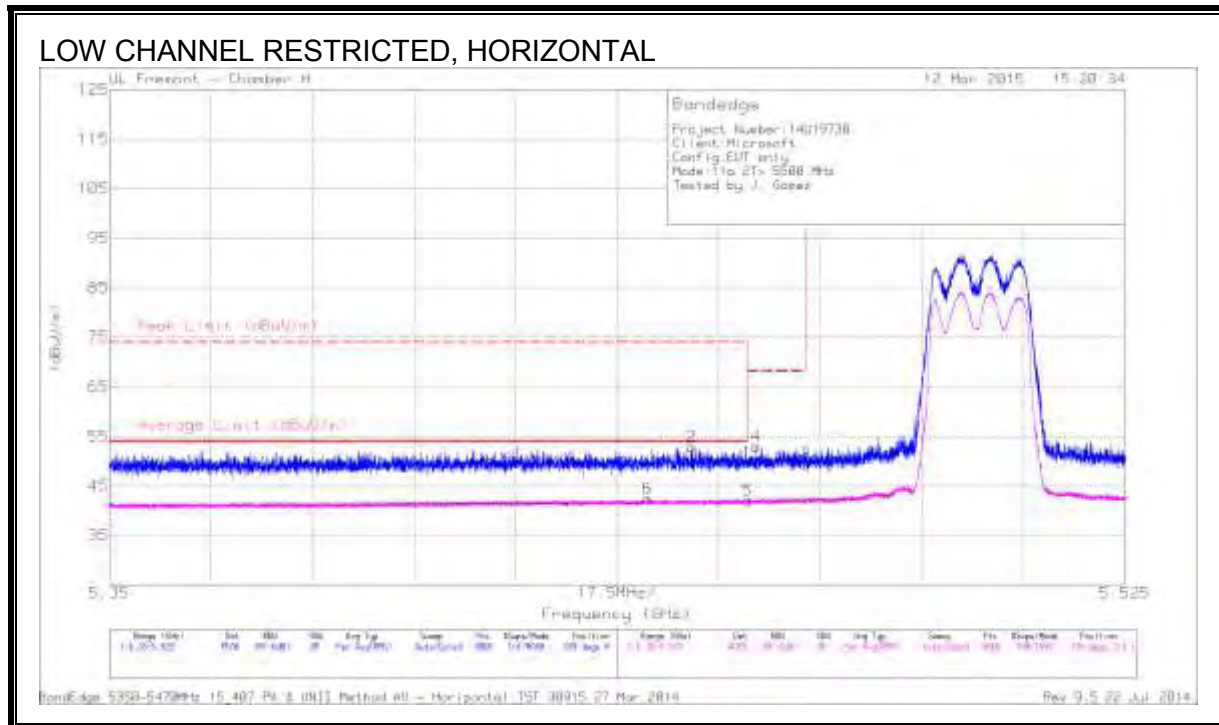
\* - indicates frequency in CFR 47, Part 15 and Industry Canada RSS-Restricted Band.

PK1 - KDB789033 Method: Peak

AD1 - KDB789033 Method: AD Primary Power Average

**10.2.9. TX ABOVE 1 GHz 802.11a MODE IN THE 5.6 GHz BAND**

**RESTRICTED BANDEDGE (LOW CHANNEL)**



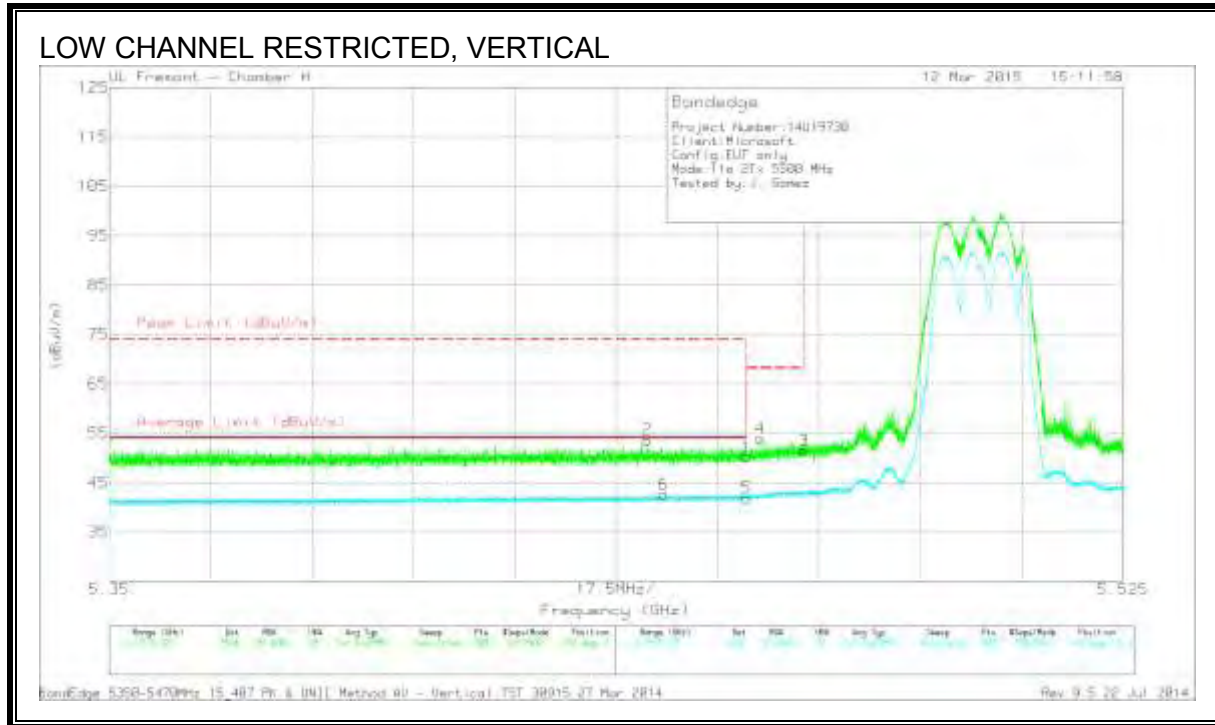
**DATA**

Marker	Frequency (GHz)	Meter Reading (dBuV)	Det	AF T863 (dB/m)	Amp/Cbl/Fitr/Pad (dB)	Corrected Reading (dBuV/m)	Average Limit (dBuV/m)	Margin (dB)	Peak Limit (dBuV/m)	PK Margin (dB)	Azimuth (Degs)	Height (cm)	Polarity
6	* 5.443	29.97	RMS	35	-22.5	42.47	54	-11.53	-	-	249	214	H
2	* 5.45	40.39	PK	35	-22.5	52.89	-	-	74	-21.11	249	214	H
1	* 5.46	37.35	PK	35	-22.5	49.85	-	-	74	-24.15	249	214	H
5	* 5.46	29.57	RMS	35	-22.5	42.07	54	-11.93	-	-	249	214	H
4	5.461	40.47	PK	35	-22.5	52.97	-	-	68.2	-15.23	249	214	H
3	5.47	36.82	PK	35.1	-22.4	49.52	-	-	68.2	-18.68	249	214	H

\* - indicates frequency in CFR 47, Part 15 and Industry Canada RSS-Restricted Band.

PK - Peak detector

RMS - RMS detection



**DATA**

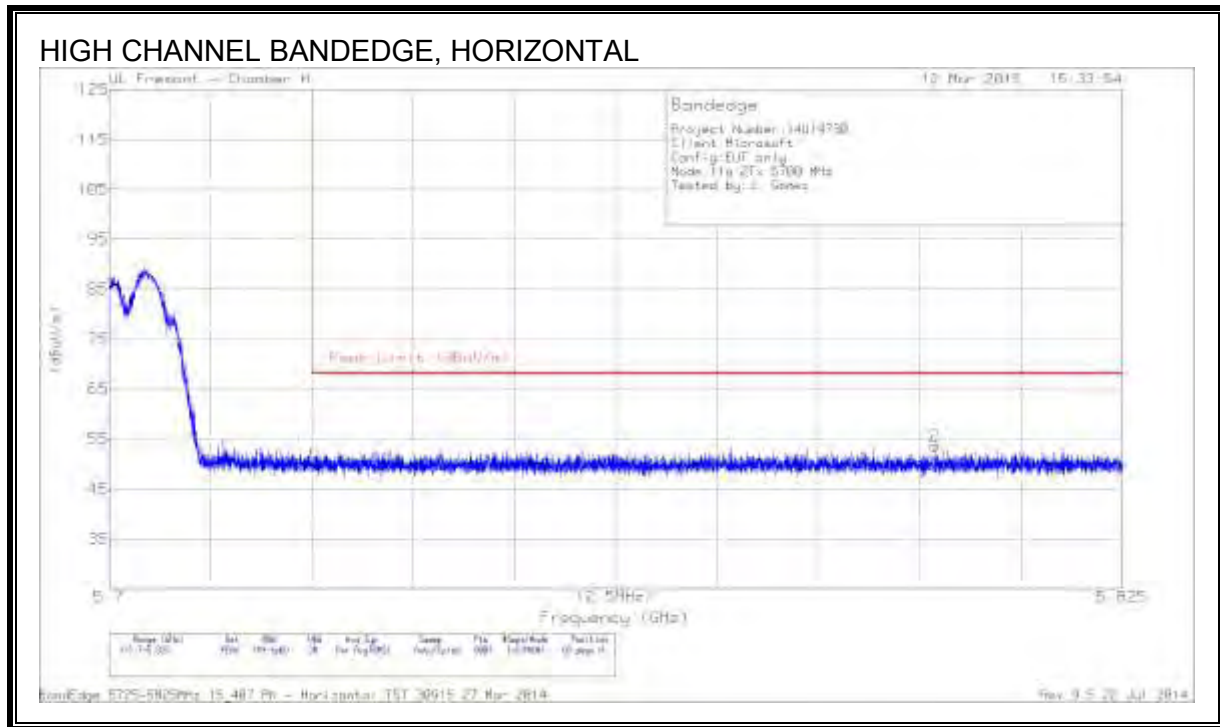
Marker	Frequency (GHz)	Meter Reading (dBuV)	Det	AF T863 (dB/m)	Amp/Cbl/Filtr/Pad (dB)	Corrected Reading (dBuV/m)	Average Limit (dBuV/m)	Margin (dB)	Peak Limit (dBuV/m)	PK Margin (dB)	Azimuth (Degs)	Height (cm)	Polarity
1	* 5.46	37.68	PK	35	-22.5	50.18	-	-	74	-23.82	184	126	V
2	* 5.443	41.18	PK	35	-22.5	53.68	-	-	74	-20.32	184	126	V
5	* 5.46	29.43	RMS	35	-22.5	41.93	54	-12.07	-	-	184	126	V
6	* 5.446	30.11	RMS	35	-22.5	42.61	54	-11.39	-	-	184	126	V
4	5.462	41.43	PK	35	-22.5	53.93	-	-	68.2	-14.27	184	126	V
3	5.47	38.81	PK	35.1	-22.4	51.51	-	-	68.2	-16.69	184	126	V

\* - indicates frequency in CFR 47, Part 15 and Industry Canada RSS-Restricted Band.

PK - Peak detector

RMS - RMS detection

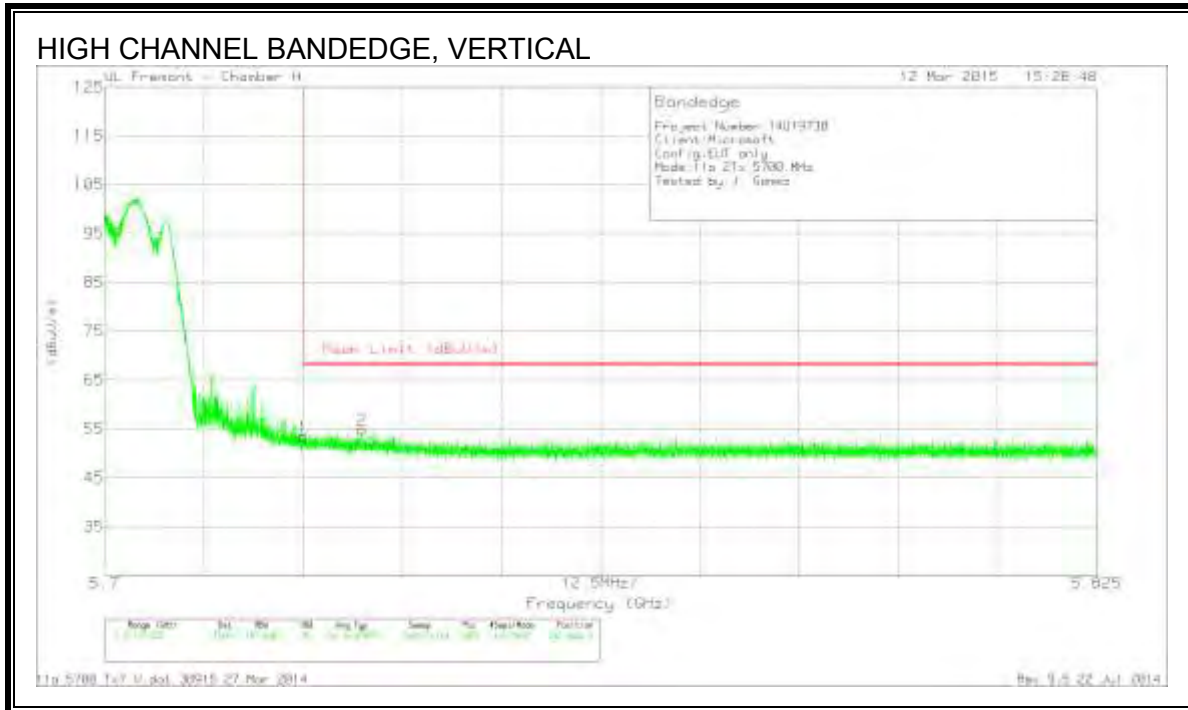
**AUTHORIZED BANDEDGE (HIGH CHANNEL)**



**DATA**

Marker	Frequency (GHz)	Meter Reading (dBuV)	Det	AF T863 (dB/m)	Amp/Cbl/Flt r/Pad (dB)	Corrected Reading (dBuV/m)	Peak Limit (dBuV/m)	PK Margin (dB)	Azimuth (Degs)	Height (cm)	Polarity
1	5.725	37.1	PK	35	-22.4	49.7	68.2	-18.5	68	218	H
2	5.802	40.86	PK	35	-22.2	53.66	68.2	-14.54	68	218	H

PK - Peak detector

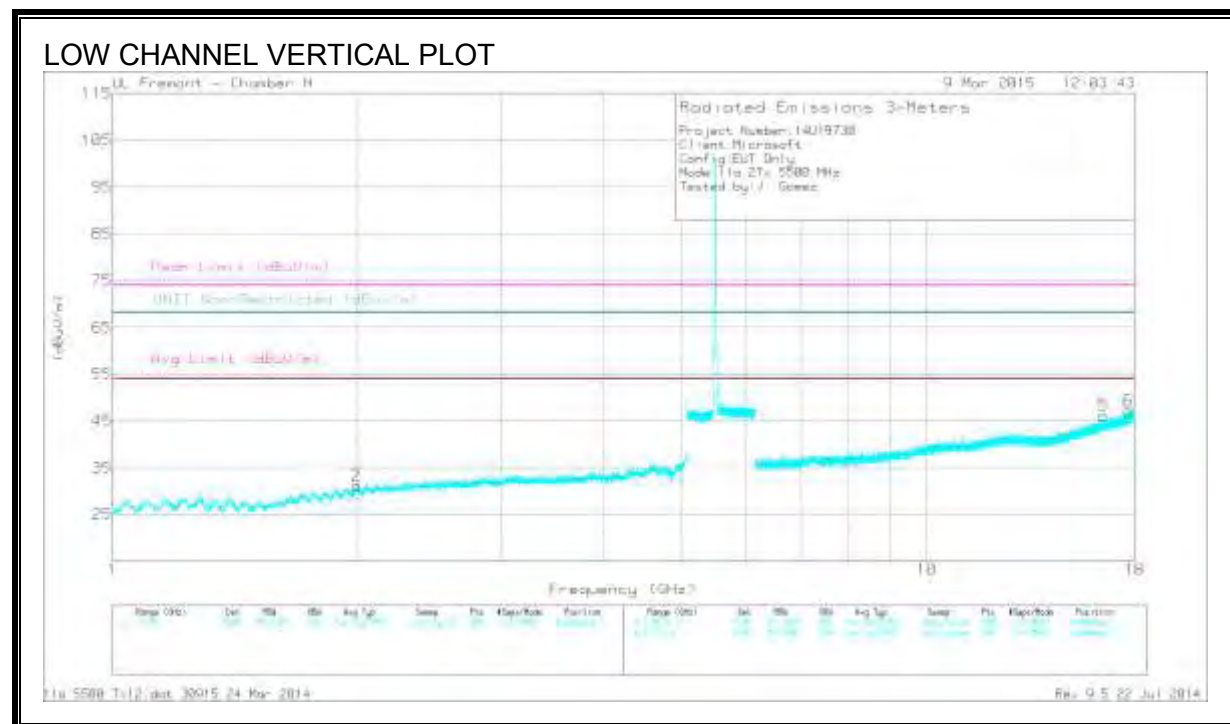
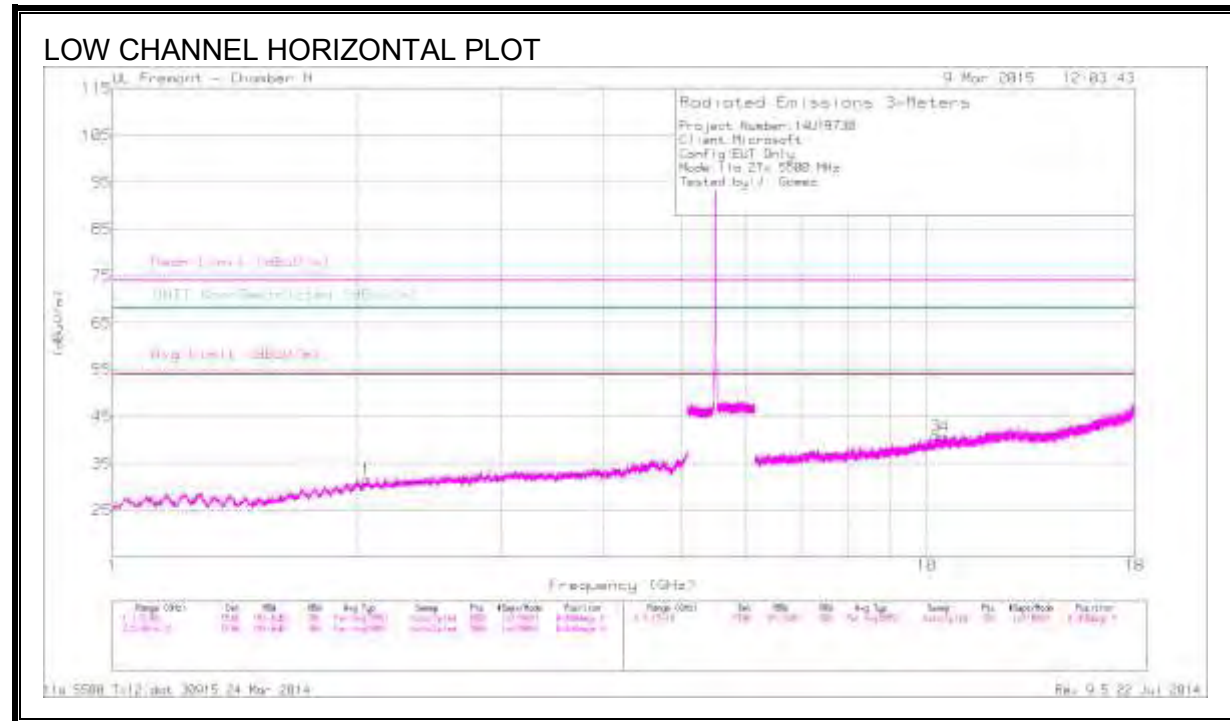


**DATA**

Marker	Frequency (GHz)	Meter Reading (dBuV)	Det	AF T863 (dB/m)	Amp/Cbl/Fit r/Pad (dB)	Corrected Reading (dBuV/m)	Peak Limit (dBuV/m)	PK Margin (dB)	Azimuth (Degs)	Height (cm)	Polarity
1	5.725	40.84	PK	35	-22.4	53.44	68.2	-14.76	242	136	V
2	5.732	42.27	PK	35	-22.4	54.87	68.2	-13.33	242	136	V

PK - Peak detector

**HARMONICS AND SPURIOUS EMISSIONS**



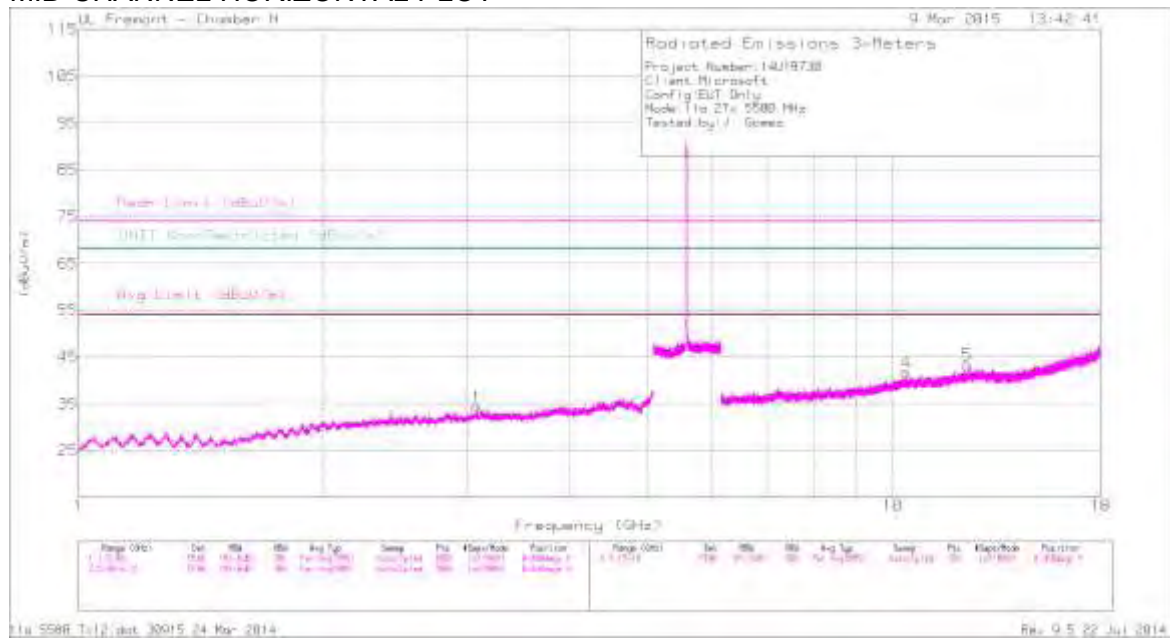


**DATA**

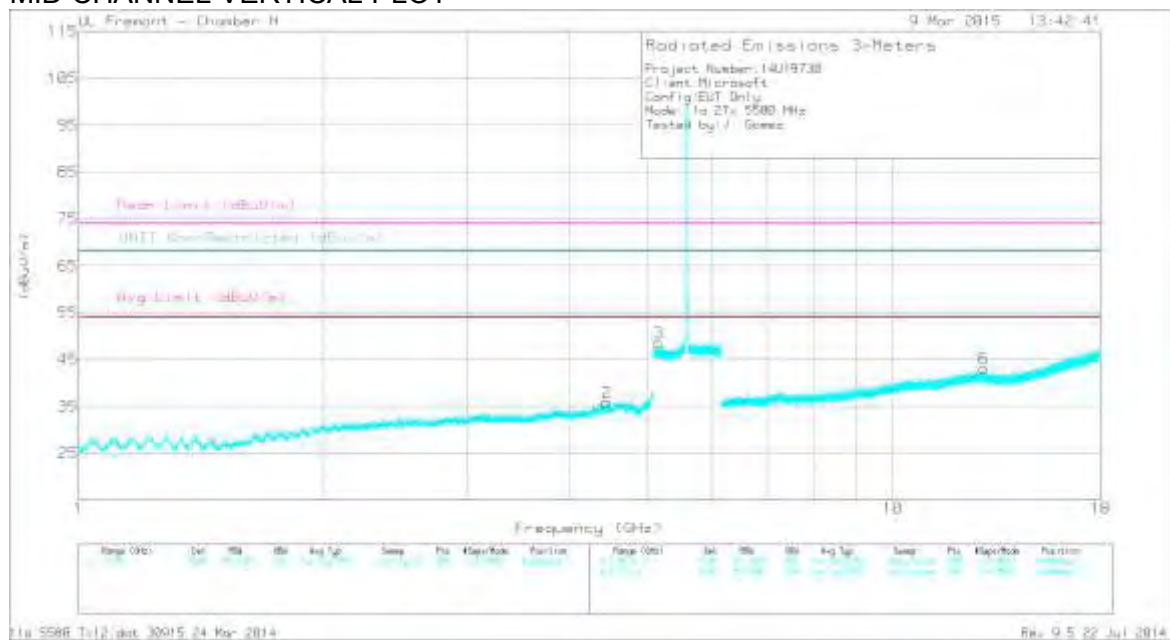
Marker	Frequency (GHz)	Meter Reading (dBuV)	Det	AFT863 (dB/m)	Amp/Cbl/Fit r/Pad (dB)	Corrected Reading (dBuV/m)	Avg Limit (dBuV/m)	Margin (dB)	Peak Limit (dBuV/m)	PK Margin (dB)	UNII Non-Restricted (dBuV/m)	PK Margin (dB)	Azimuth (Degs)	Height (cm)	Polarity
2	1.997	42.94	PK1	31.3	-34.5	39.74	-	-	-	-	68.2	-28.46	100	163	V
1	2.051	42.58	PK1	31.4	-34.4	39.58	-	-	-	-	68.2	-28.62	124	239	H
3	10.258	35.59	PK1	37.4	-25.2	47.79	-	-	-	-	68.2	-20.41	53	178	H
4	10.5	35.72	PK1	37.6	-25.3	48.02	-	-	-	-	68.2	-20.18	282	309	H
5	16.484	34.61	PK1	41.8	-24.1	52.31	-	-	-	-	68.2	-15.89	69	185	V
6	17.689	33.85	PK1	42.3	-22.4	53.75	-	-	-	-	68.2	-14.45	80	142	V

PK1 - KDB789033 Method: Peak

MID CHANNEL HORIZONTAL PLOT



MID CHANNEL VERTICAL PLOT



**DATA**

Frequency (GHz)	Meter Reading (dBuV)	Det	AF T863 (dB/m)	Amp/Cbl/Filtr/Pad (dB)	Corrected Reading (dBuV/m)	Avg Limit (dBuV/m)	Margin (dB)	Peak Limit (dBuV/m)	PK Margin (dB)	UNII Non-Restricted (dBuV/m)	PK Margin (dB)	Azimuth (Degs)	Height (cm)	Polarity
* 12.344	36.71	PK1	39	-25.9	49.81	-	-	74	-24.19	-	-	214	151	H
* 12.344	24.85	AD1	39	-25.9	37.95	54	-16.05	-	-	-	-	214	151	H
3.083	41.64	PK1	32.8	-33	41.44	-	-	-	-	68.2	-26.76	73	188	H
4.456	41.13	PK1	33.9	-32.5	42.53	-	-	-	-	68.2	-25.67	74	214	V
5.156	42.85	PK1	34.5	-22.8	54.55	-	-	-	-	68.2	-13.65	79	155	V
10.38	35.81	PK1	37.5	-25.6	47.71	-	-	-	-	68.2	-20.49	49	260	H
12.932	35.95	PK1	39.2	-24.9	50.25	-	-	-	-	68.2	-17.95	126	105	V

\* - indicates frequency in CFR 47, Part 15 and Industry Canada RSS-Restricted Band.

PK1 - KDB789033 Method: Peak

AD1 - KDB789033 Method: AD Primary Power Average



**DATA**

Marker	Frequency (GHz)	Meter Reading (dBuV)	Det	AF T863 (dB/m)	Amp/Cbl/FI tr/Pad (dB)	Corrected Reading (dBuV/m)	Avg Limit (dBuV/m)	Margin (dB)	Peak Limit (dBuV/m)	PK Margin (dB)	UNII Non-Restricted (dBuV/m)	PK Margin (dB)	Azimuth (Degs)	Height (cm)	Polarity
3	* 8.096	38.14	PK1	36	-28.3	45.84	-	-	74	-28.16	-	-	23	306	H
	* 8.095	26.47	AD1	36	-28.3	34.17	54	-19.83	-	-	-	-	23	306	H
1	3.174	41.12	PK1	32.9	-33	41.02	-	-	-	-	68.2	-27.18	271	161	V
2	4.404	41.31	PK1	33.8	-31.5	43.61	-	-	-	-	68.2	-24.59	92	240	V
4	10.089	36.05	PK1	37.3	-25.9	47.45	-	-	-	-	68.2	-20.75	194	185	H
6	10.253	36.33	PK1	37.4	-25.4	48.33	-	-	-	-	68.2	-19.87	351	111	V
5	15.203	36.18	PK1	40.8	-26.2	50.78	-	-	-	-	68.2	-17.42	190	167	H

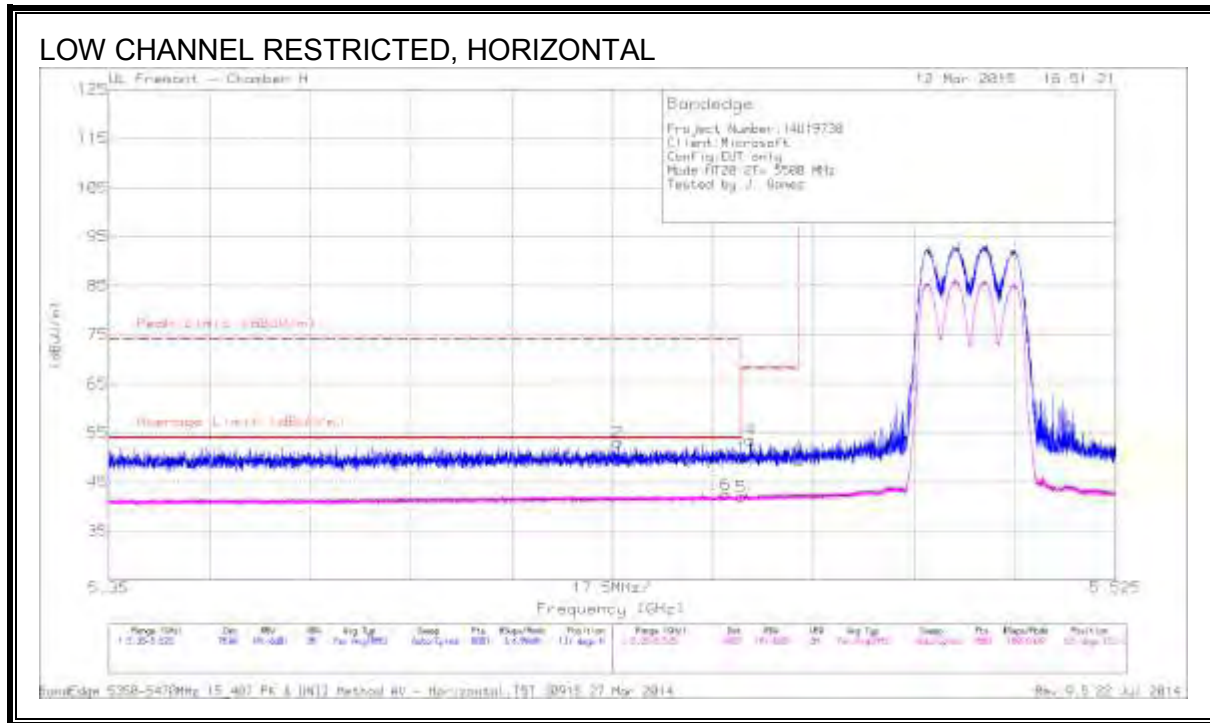
\* - indicates frequency in CFR 47, Part 15 and Industry Canada RSS-Restricted Band.

PK1 - KDB789033 Method: Peak

AD1 - KDB789033 Method: AD Primary Power Average

**10.2.10. TX ABOVE 1 GHz 802.11n HT20 MODE IN THE 5.6 GHz BAND**

**RESTRICTED BANDEDGE (LOW CHANNEL)**



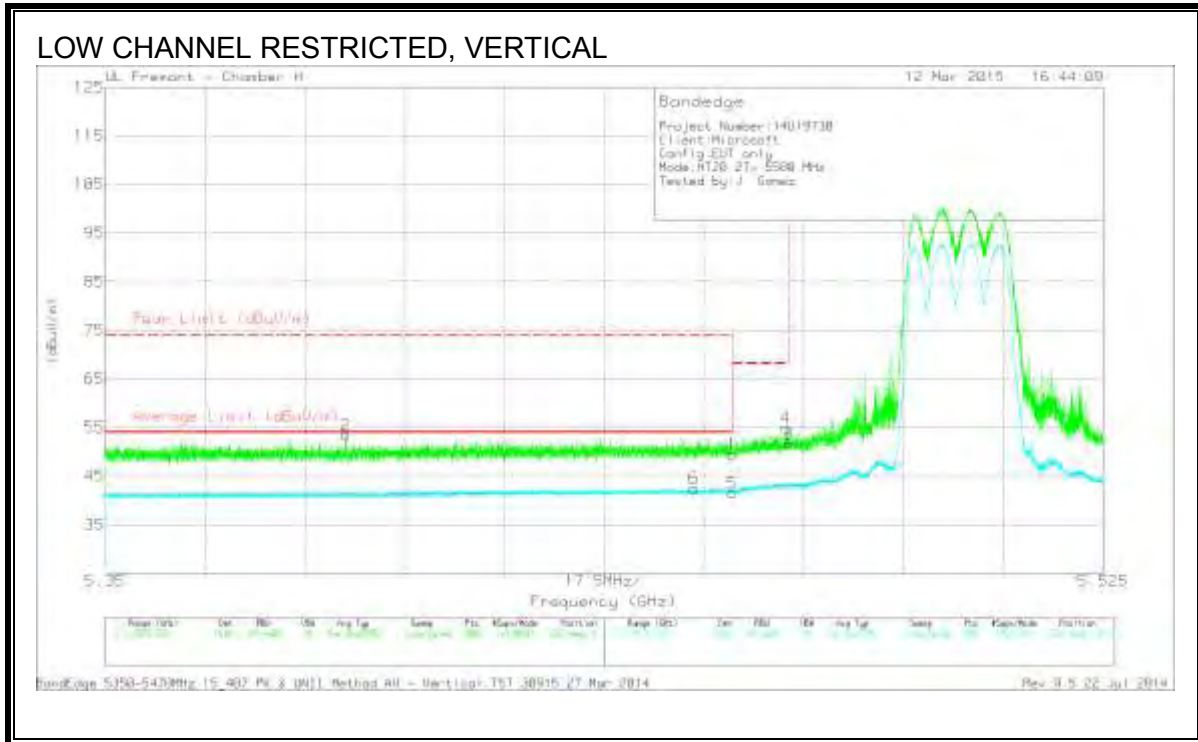
**DATA**

Marker	Frequency (GHz)	Meter Reading (dBuV)	Det	AF T863 (dB/m)	Amp/Cbl/ Fitr/Pad (dB)	Corrected Reading (dBuV/m)	Average Limit (dBuV/m)	Margin (dB)	Peak Limit (dBuV/m)	PK Margin (dB)	Azimuth (Degs)	Height (cm)	Polarity
1	* 5.46	37.39	PK	35	-22.5	49.89	-	-	74	-24.11	131	152	H
2	* 5.439	40.62	PK	35	-22.5	53.12	-	-	74	-20.88	131	152	H
5	* 5.46	29.53	RMS	35	-22.5	42.03	54	-11.97	-	-	131	152	H
6	* 5.457	29.99	RMS	35	-22.5	42.49	54	-11.51	-	-	131	152	H
4	5.461	41.19	PK	35	-22.5	53.69	-	-	68.2	-14.51	131	152	H
3	5.47	36.61	PK	35.1	-22.4	49.31	-	-	68.2	-18.89	131	152	H

\* - indicates frequency in CFR 47, Part 15 and Industry Canada RSS-Restricted Band.

PK - Peak detector

RMS - RMS detection



**DATA**

Marker	Frequency (GHz)	Meter Reading (dBuV)	Det	AF T863 (dB/m)	Amp/Cbl/Ftr/Pad (dB)	Corrected Reading (dBuV/m)	Average Limit (dBuV/m)	Margin (dB)	Peak Limit (dBuV/m)	PK Margin (dB)	Azimuth (Degs)	Height (cm)	Polarity
1	* 5.46	37.05	PK	35	-22.5	49.55	-	-	74	-24.45	263	135	V
2	* 5.392	41.15	PK	34.9	-22.6	53.45	-	-	74	-20.55	263	135	V
5	* 5.46	29.03	RMS	35	-22.5	41.53	54	-12.47	-	-	263	135	V
6	* 5.453	30.03	RMS	35	-22.5	42.53	54	-11.47	-	-	263	135	V
4	5.469	42.24	PK	35.1	-22.4	54.94	-	-	68.2	-13.26	263	135	V
3	5.47	38.97	PK	35.1	-22.4	51.67	-	-	68.2	-16.53	263	135	V

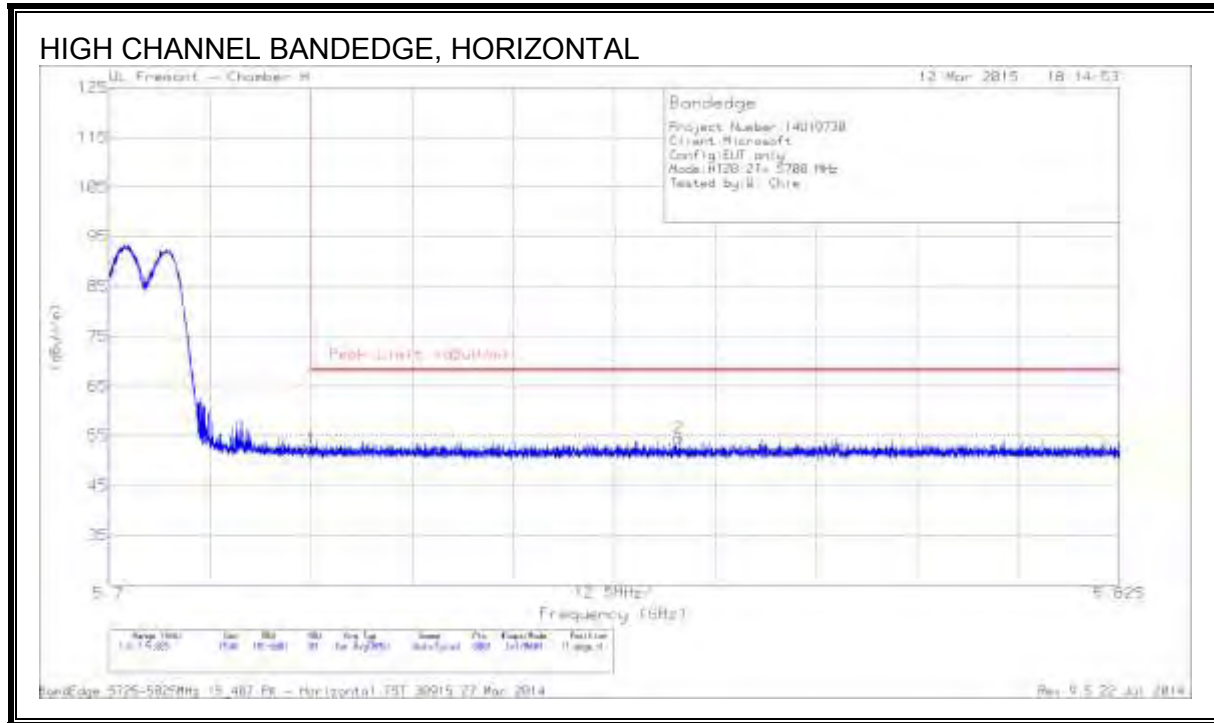
\* - indicates frequency in CFR 47, Part 15 and Industry Canada RSS-Restricted Band.

PK - Peak detector

RMS - RMS detection



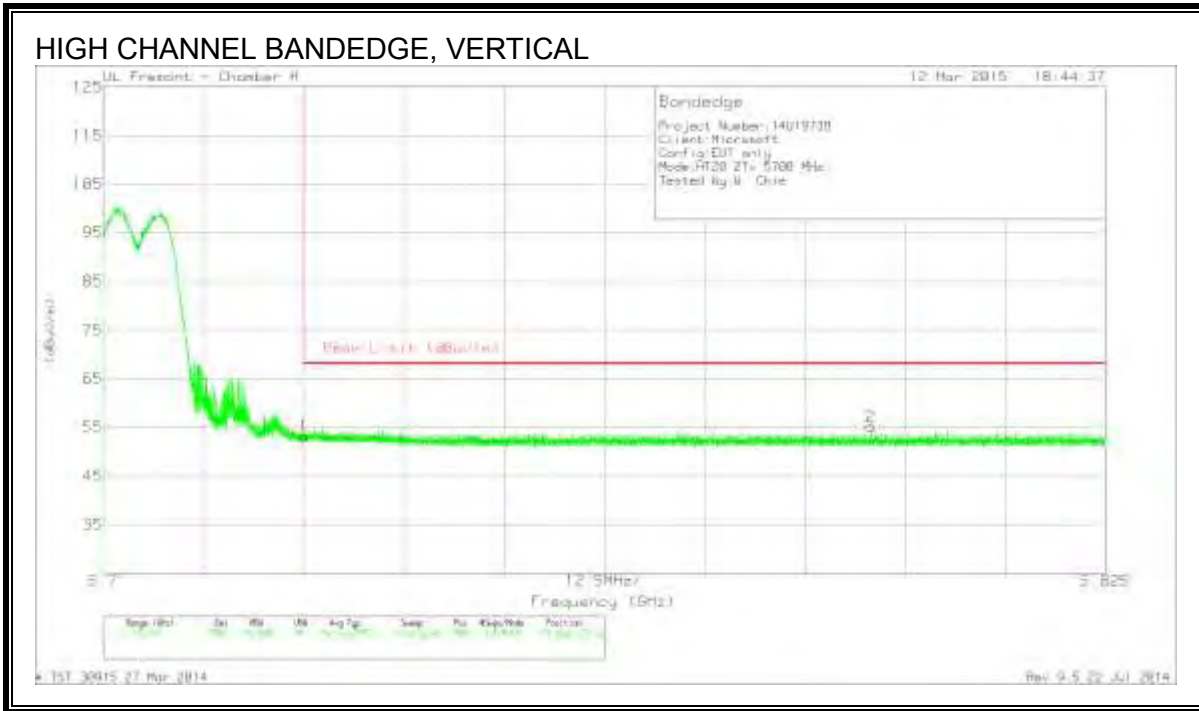
**AUTHORIZED BANDEDGE (HIGH CHANNEL)**



**DATA**

Marker	Frequency (GHz)	Meter Reading (dBuV)	Det	AF T863 (dB/m)	Amp/Cbl/F ltr/Pad (dB)	DC Corr (dB)	Corrected Reading (dBuV/m)	Peak Limit (dBuV/m)	PK Margin (dB)	Azimuth (Degs)	Height (cm)	Polarity
1	5.725	39.84	PK	35	-22.4	0	52.44	68.2	-15.76	71	103	H
2	5.77	41.9	PK	35	-22.3	0	54.6	68.2	-13.6	71	103	H

PK - Peak detector

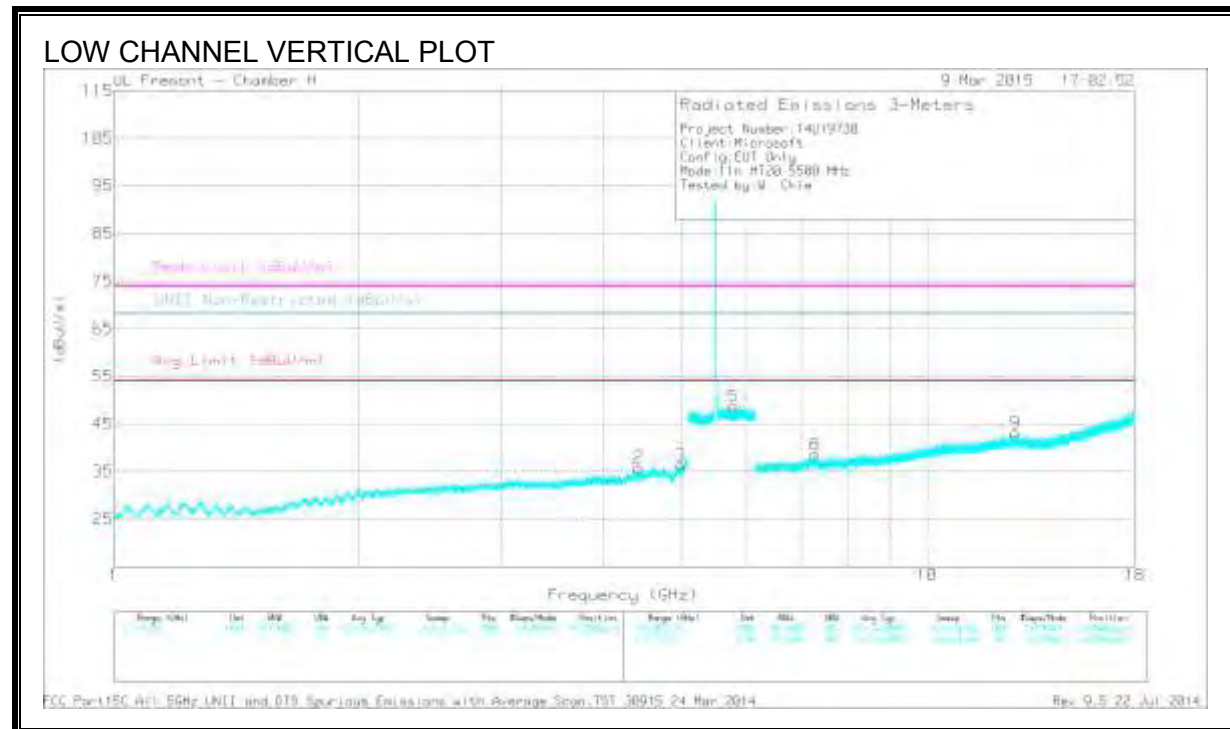
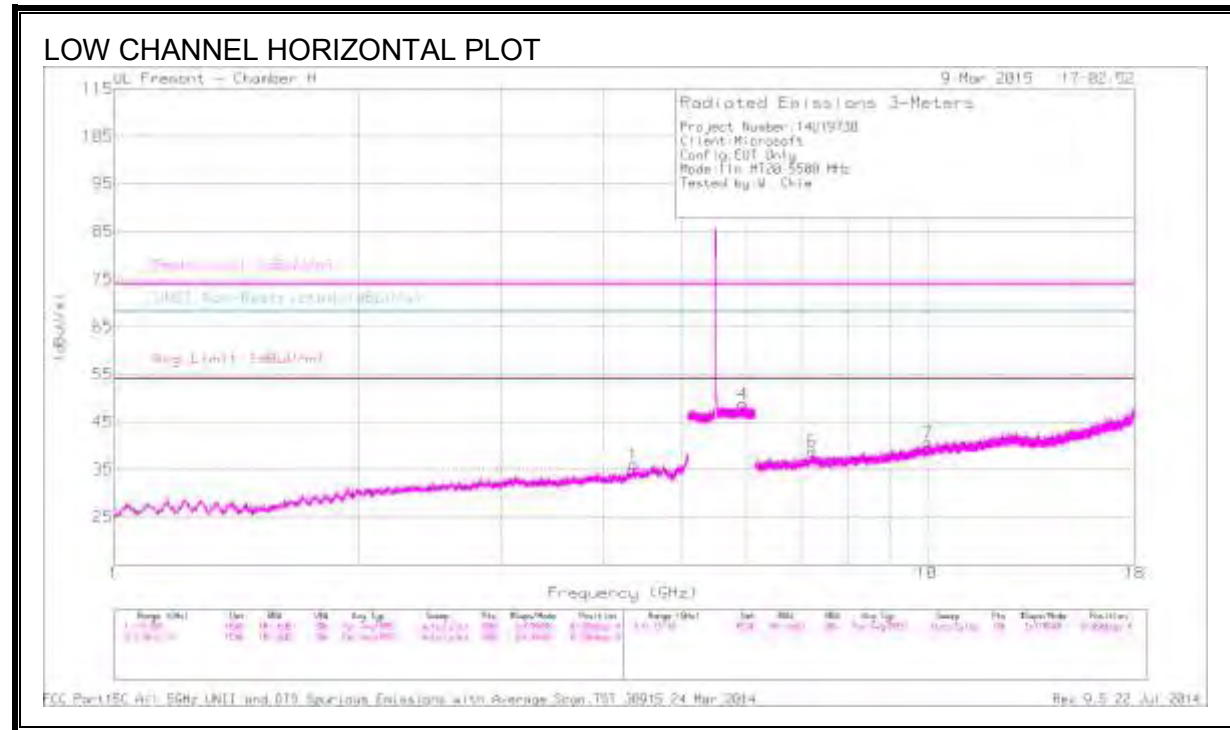


**DATA**

Marker	Frequency (GHz)	Meter Reading (dBuV)	Det	AF T863 (dB/m)	Amp/Cb/F ltr/Pad (dB)	DC Corr (dB)	Corrected Reading (dBuV/m)	Peak Limit (dBuV/m)	PK Margin (dB)	Azimuth (Degs)	Height (cm)	Polarity
1	5.725	40.7	PK	35	-22.4	0	53.3	68.2	-14.9	239	228	V
2	5.796	42.43	PK	35	-22.3	0	55.13	68.2	-13.07	239	228	V

PK - Peak detector

**HARMONICS AND SPURIOUS EMISSIONS**



**DATA**

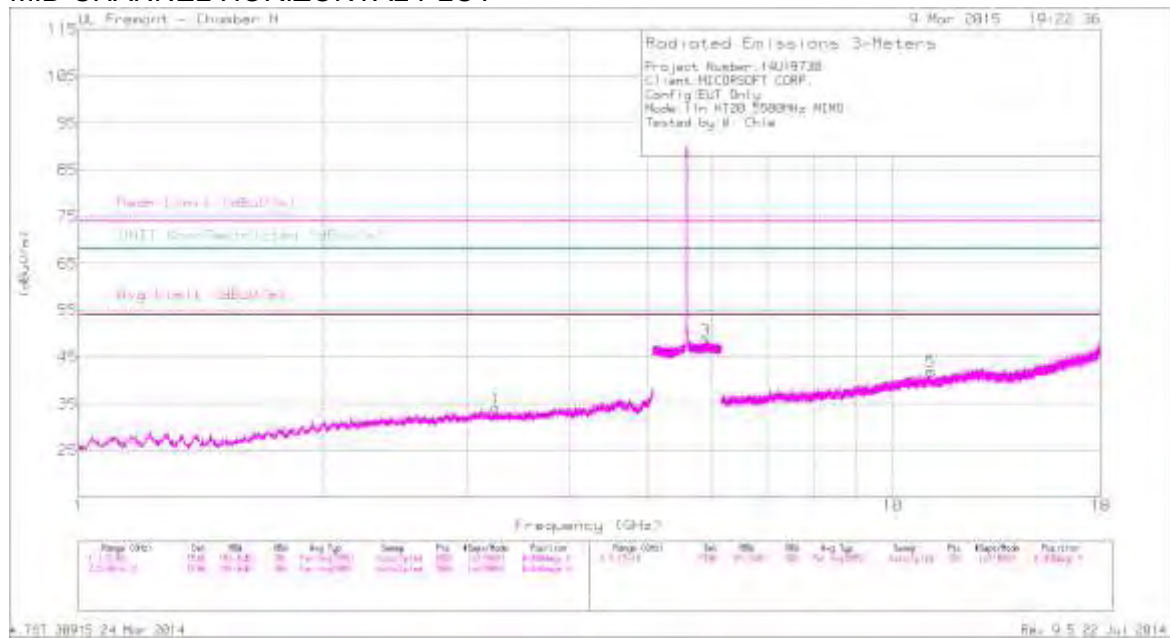
Marker	Frequency (GHz)	Meter Reading (dBuV)	Det	AF T863 (dB/m)	Amp/Cb/FI tr/Pad (dB)	Corrected Reading (dBuV/m)	Avg Limit (dBuV/m)	Margin (dB)	Peak Limit (dBuV/m)	PK Margin (dB)	UNII Non-Restricted (dBuV/m)	PK Margin (dB)	Azimuth (Degs)	Height (cm)	Polarity
1	* 4.362	41.14	PK1	33.7	-31.5	43.34	-	-	74	-30.66	-	-	295	386	H
	* 4.362	41.46	PK1	33.7	-31.5	43.66	-	-	74	-30.34	-	-	295	386	H
	* 4.36	29.36	AD1	33.7	-31.5	31.56	54	-22.44	-	-	-	-	295	386	H
	* 4.36	40.63	PK1	33.7	-31.5	42.83	-	-	74	-31.17	-	-	315	377	H
3	* 4.979	40.45	PK1	34.3	-31	43.75	-	-	74	-30.25	-	-	305	100	V
	* 4.979	29.46	AD1	34.3	-31	32.76	54	-21.24	-	-	-	-	305	100	V
8	* 7.282	39.2	PK1	36.2	-29.5	45.9	-	-	74	-28.1	-	-	172	100	V
	* 7.284	27.98	AD1	36.2	-29.5	34.68	54	-19.32	-	-	-	-	172	100	V
2	4.417	41.39	PK1	33.8	-32	43.19	-	-	-	-	68.2	-25.01	194	383	V
	4.419	29.8	AD1	33.8	-32	31.6	-	-	-	-	-	-	194	383	V
5	5.78	42.67	PK1	35	-22.2	55.47	-	-	-	-	68.2	-12.73	2	100	V
4	5.939	42.46	PK1	35.2	-22.2	55.46	-	-	-	-	68.2	-12.74	242	201	H
6	7.226	38.68	PK1	36.2	-29	45.88	-	-	-	-	68.2	-22.32	350	100	H
7	10.02	35.93	PK1	37.3	-26	47.23	-	-	-	-	68.2	-20.97	330	201	H
9	12.842	36.4	PK1	39.3	-25.3	50.4	-	-	-	-	68.2	-17.8	194	202	V

\* - indicates frequency in CFR 47, Part 15 and Industry Canada RSS-Restricted Band.


PK1 - KDB789033 Method: Peak

AD1 - KDB789033 Method: AD Primary Power Average

### MID CHANNEL HORIZONTAL PLOT



### MID CHANNEL VERTICAL PLOT



**DATA**

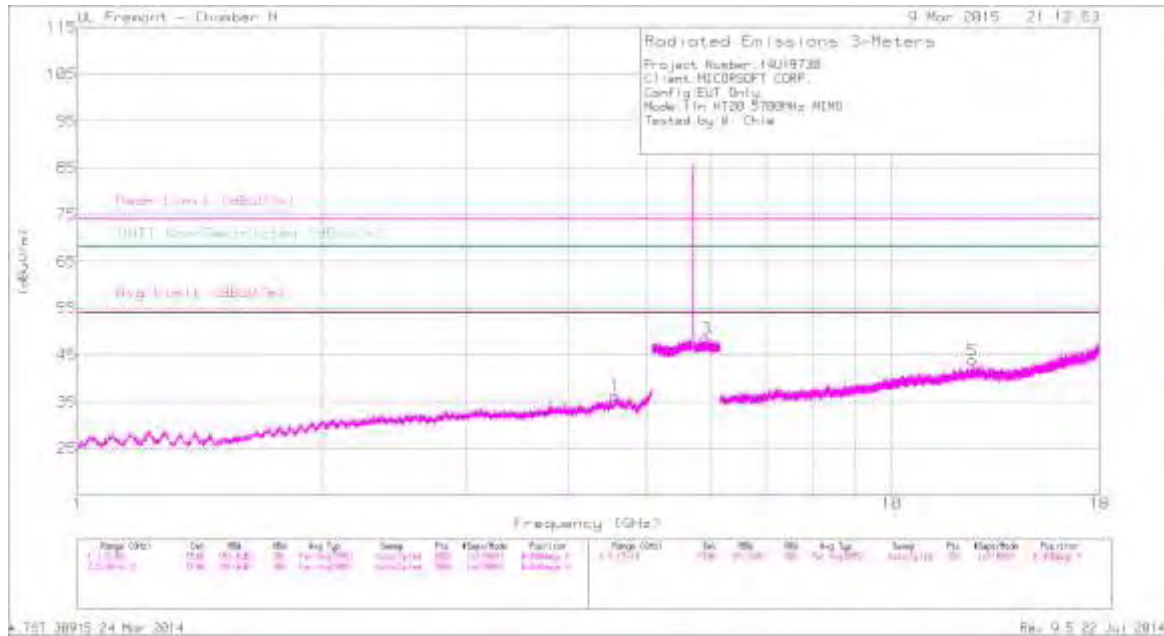
Marker	Frequency (GHz)	Meter Reading (dBuV)	Det	AF T863 (dB/m)	Amp/Cb/Filtr/Pad (dB)	Corrected Reading (dBuV/m)	Avg Limit (dBuV/m)	Margin (dB)	Peak Limit (dBuV/m)	PK Margin (dB)	UNII Non-Restricted (dBuV/m)	PK Margin (dB)	Azimuth (Degs)	Height (cm)	Polarity
2	* 2.356	41.84	PK1	31.9	-33.8	39.94	-	-	74	-34.06	-	-	349	100	V
	* 2.357	30.46	AD1	31.9	-33.8	28.56	54	-25.44	-	-	-	-	349	100	V
5	* 11.133	35.86	PK1	37.9	-25.4	48.36	-	-	74	-25.64	-	-	81	201	H
	* 11.134	25.23	AD1	37.9	-25.4	37.73	54	-16.27	-	-	-	-	81	201	H
6	* 15.836	34.96	PK1	41.1	-24.7	51.36	-	-	74	-22.64	-	-	203	100	V
	* 15.833	24.74	AD1	41.1	-24.7	41.14	54	-12.86	-	-	-	-	203	100	V
	* 15.834	35.96	PK1	41.1	-24.7	52.36	-	-	74	-21.64	-	-	199	387	V
	* 15.833	24.25	AD1	41.1	-24.7	40.65	54	-13.35	-	-	-	-	199	387	V
1	3.25	42.48	PK1	32.9	-33.8	41.58	-	-	-	-	68.2	-26.62	2	100	H
3	5.891	42.46	PK1	35.1	-22.2	55.36	-	-	-	-	68.2	-12.84	15	100	H
4	6.121	42.2	PK1	35.3	-22.1	55.4	-	-	-	-	68.2	-12.8	23	100	V

\* - indicates frequency in CFR 47, Part 15 and Industry Canada RSS-Restricted Band.

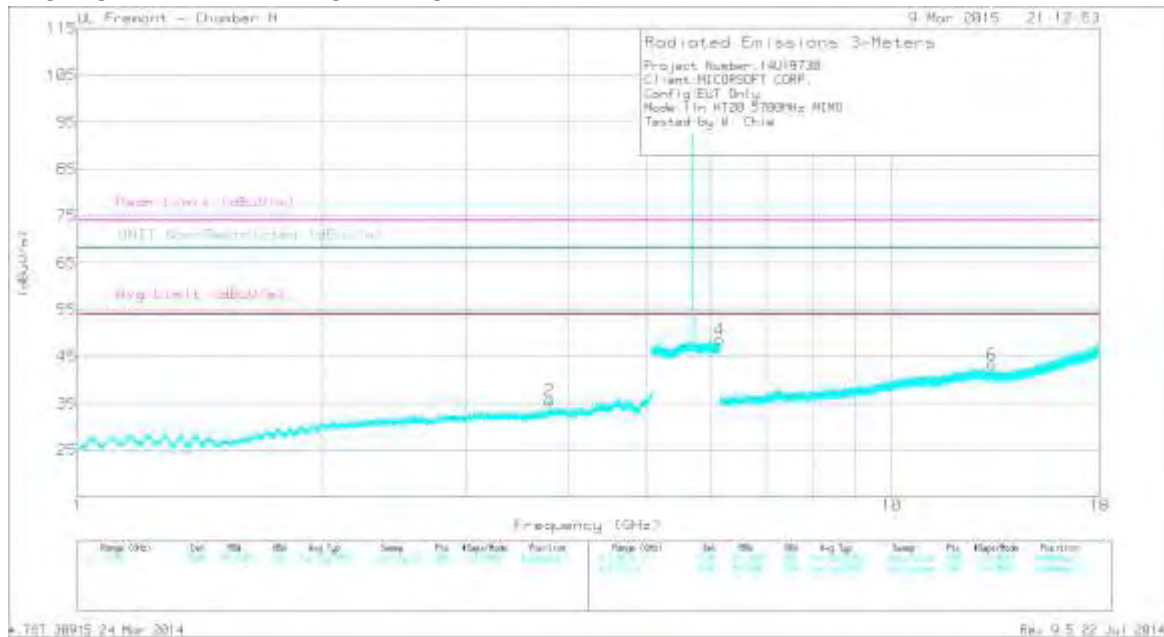
PK1 - KDB789033 Method: Peak

AD1 - KDB789033 Method: AD Primary Power Average

### HIGH CHANNEL HORIZONTAL PLOT



### HIGH CHANNEL VERTICAL PLOT





**DATA**

Marker	Frequency (GHz)	Meter Reading (dBuV)	Det	AF T863 (dB/m)	Amp/Cbl/FI tr/Pad (dB)	Corrected Reading (dBuV/m)	Avg Limit (dBuV/m)	Margin (dB)	Peak Limit (dBuV/m)	PK Margin (dB)	UNII Non-Restricted (dBuV/m)	PK Margin (dB)	Azimuth (Degs)	Height (cm)	Polarity
1	* 4.575	41.6	PK1	34.1	-31.8	43.9	-	-	74	-30.1	-	-	275	319	H
	* 4.576	29.91	AD1	34.1	-31.9	32.11	54	-21.89	-	-	-	-	275	319	H
2	* 3.8	42.22	PK1	33.3	-32.8	42.72	-	-	74	-31.28	-	-	268	194	V
	* 3.8	30.22	AD1	33.3	-32.8	30.72	54	-23.28	-	-	-	-	268	194	V
5	* 12.557	36.01	PK1	39.1	-25.6	49.51	-	-	74	-24.49	-	-	210	364	H
	* 12.554	24.8	AD1	39.1	-25.7	38.2	54	-15.8	-	-	-	-	210	364	H
6	* 13.269	36.53	PK1	39.1	-25.2	50.43	-	-	74	-23.57	-	-	221	383	V
	* 13.27	25.06	AD1	39.1	-25.2	38.96	54	-15.04	-	-	-	-	221	383	V
3	5.911	42.82	PK1	35.1	-22.2	55.72	-	-	-	-	68.2	-12.48	297	378	H
	5.912	43.02	PK1	35.1	-22.2	55.92	-	-	-	-	68.2	-12.28	111	323	H
4	6.149	42.65	PK1	35.3	-22.1	55.85	-	-	-	-	68.2	-12.35	145	230	V

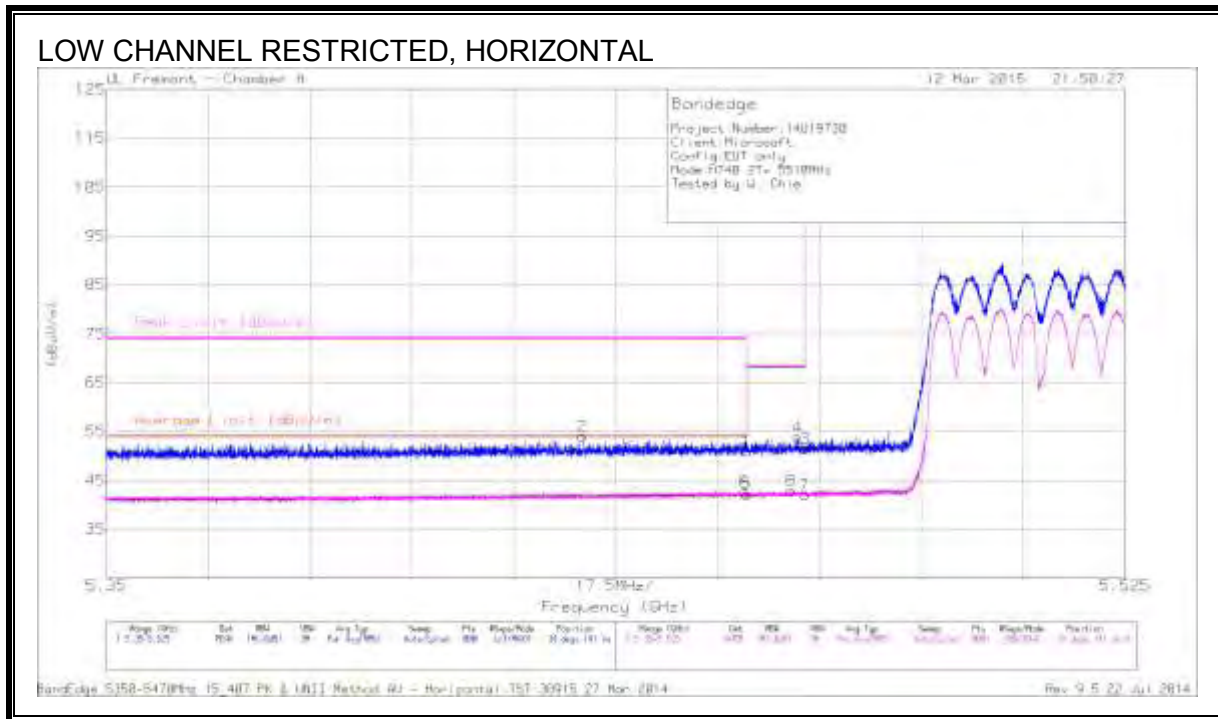
\* - indicates frequency in CFR 47, Part 15 and Industry Canada RSS-Restricted Band.

PK1 - KDB789033 Method: Peak

AD1 - KDB789033 Method: AD Primary Power Average

**10.2.11. TX ABOVE 1 GHz 802.11n HT40 MODE IN THE 5.6 GHz BAND**

**RESTRICTED BANDEDGE (LOW CHANNEL)**



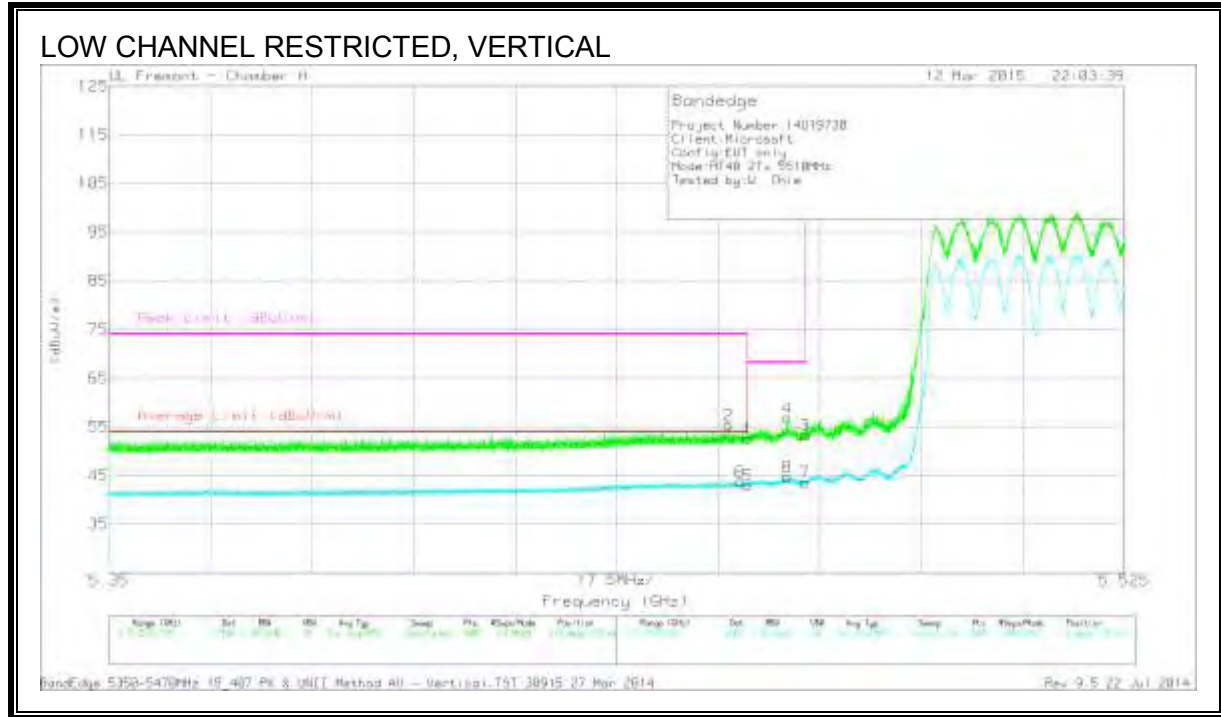
**DATA**

Marker	Frequency (GHz)	Meter Reading (dBuV)	Det	AF T863 (dB/m)	Amp/Cb/Fit r/Pad (dB)	DC Corr (dB)	Corrected Reading (dBuV/m)	Average Limit (dBuV/m)	Margin (dB)	Peak Limit (dBuV/m)	PK Margin (dB)	Azimuth (Degs)	Height (cm)	Polarity
1	* 5.46	38.52	PK	35	-22.5	0	51.02	-	-	74	-22.98	34	141	H
2	* 5.432	41.47	PK	35	-22.5	0	53.97	-	-	74	-20.03	34	141	H
5	* 5.46	29.61	RMS	35	-22.5	.13	42.24	54	-11.76	-	-	34	141	H
6	* 5.46	30.06	RMS	35	-22.5	.13	42.69	54	-11.31	-	-	34	141	H
8	5.468	30.29	RMS	35	-22.4	.13	43.02	-	-	-	-	34	141	H
4	5.469	41.17	PK	35.1	-22.4	0	53.87	-	-	68.2	-14.33	34	141	H
3	5.47	38.86	PK	35.1	-22.4	0	51.56	-	-	68.2	-16.64	34	141	H
7	5.47	29.27	RMS	35.1	-22.4	.13	42.1	-	-	-	-	34	141	H

\* - indicates frequency in CFR 47, Part 15 and Industry Canada RSS-Restricted Band.

PK - Peak detector

RMS - RMS detection



**DATA**

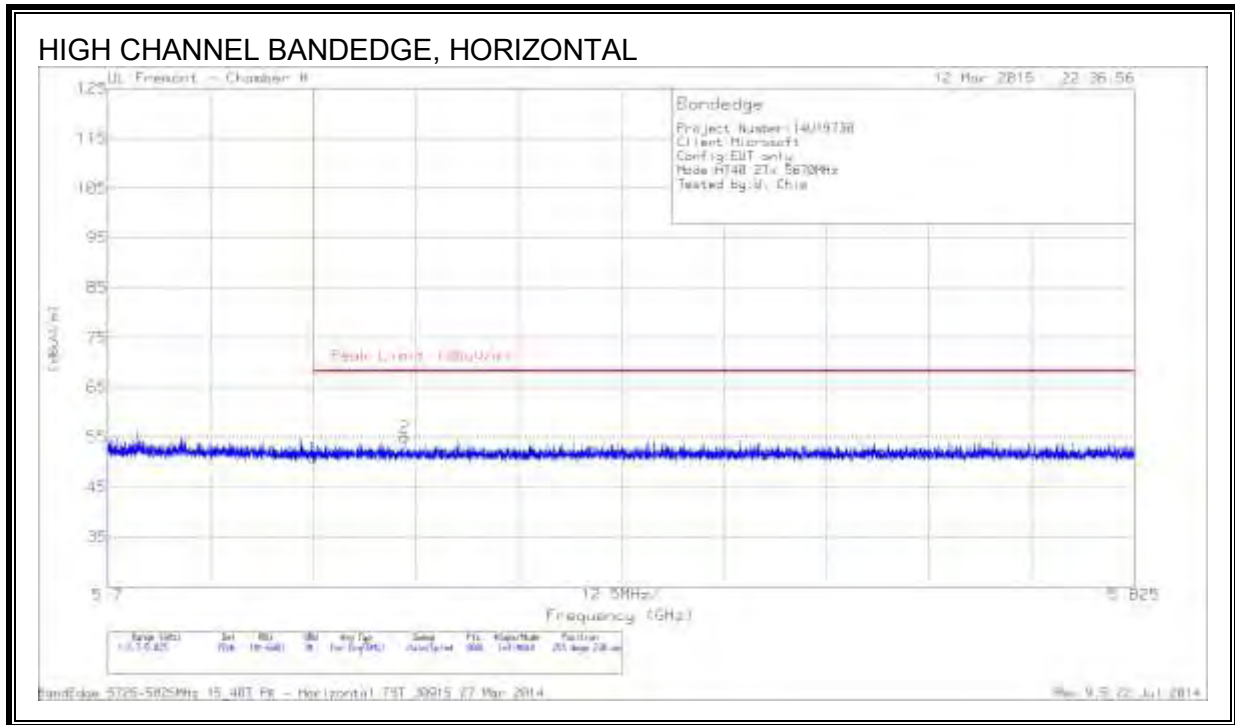
Marker	Frequency (GHz)	Meter Reading (dBuV)	Det	AF T863 (dB/m)	Amp/Cb/Fitter/Pad (dB)	DC Corr (dB)	Corrected Reading (dBuV/m)	Average Limit (dBuV/m)	Margin (dB)	Peak Limit (dBuV/m)	PK Margin (dB)	Azimuth (Degs)	Height (cm)	Polarity
1	* 5.46	40.18	PK	35	-22.5	0	52.68	-	-	74	-21.32	214	129	V
2	* 5.457	42.73	PK	35	-22.5	0	55.23	-	-	74	-18.77	214	129	V
5	* 5.46	30.32	RMS	35	-22.5	.13	42.95	54	-11.05	-	-	214	129	V
6	* 5.459	31.07	RMS	35	-22.5	.13	43.7	54	-10.3	-	-	214	129	V
4	5.467	44.26	PK	35	-22.4	0	56.86	-	-	68.2	-11.34	214	129	V
8	5.467	31.87	RMS	35	-22.4	.13	44.6	-	-	-	-	214	129	V
3	5.47	40.56	PK	35.1	-22.4	0	53.26	-	-	68.2	-14.94	214	129	V
7	5.47	30.77	RMS	35.1	-22.4	.13	43.6	-	-	-	-	214	129	V

\* - indicates frequency in CFR 47, Part 15 and Industry Canada RSS-Restricted Band.

PK - Peak detector

RMS - RMS detection

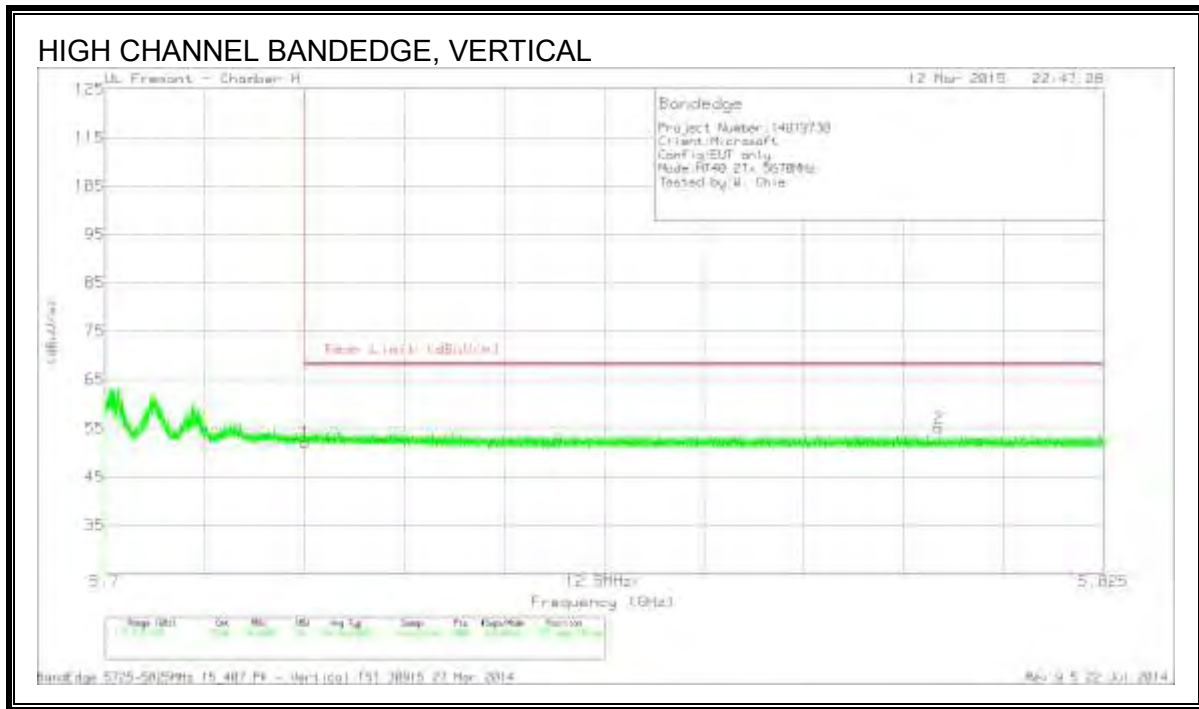
**AUTHORIZED BANDEDGE (HIGH CHANNEL)**



**DATA**

Marker	Frequency (GHz)	Meter Reading (dBuV)	Det	AF T863 (dB/m)	Amp/Cb/F ltr/Pad (dB)	DC Corr (dB)	Corrected Reading (dBuV/m)	Peak Limit (dBuV/m)	PK Margin (dB)	Azimuth (Degs)	Height (cm)	Polarity
1	5.725	38.25	PK	35	-22.4	0	50.85	68.2	-17.35	255	238	H
2	5.736	42.4	PK	35	-22.4	0	55	68.2	-13.2	255	238	H

PK - Peak detector

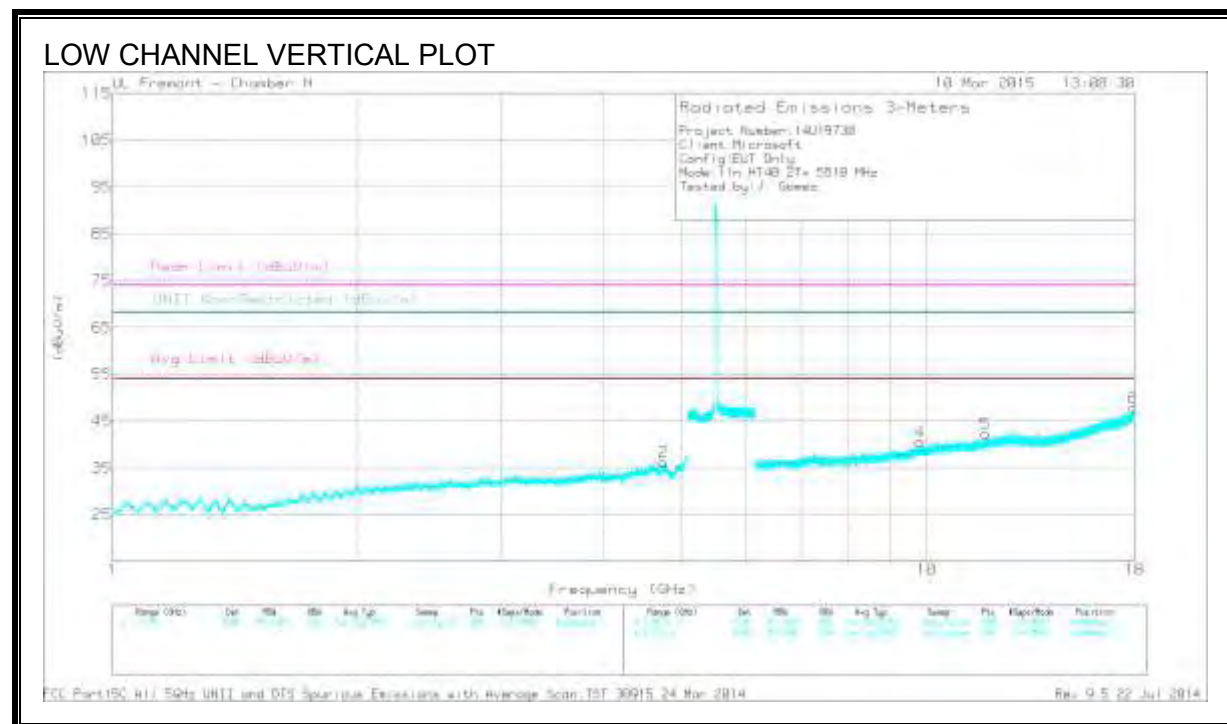
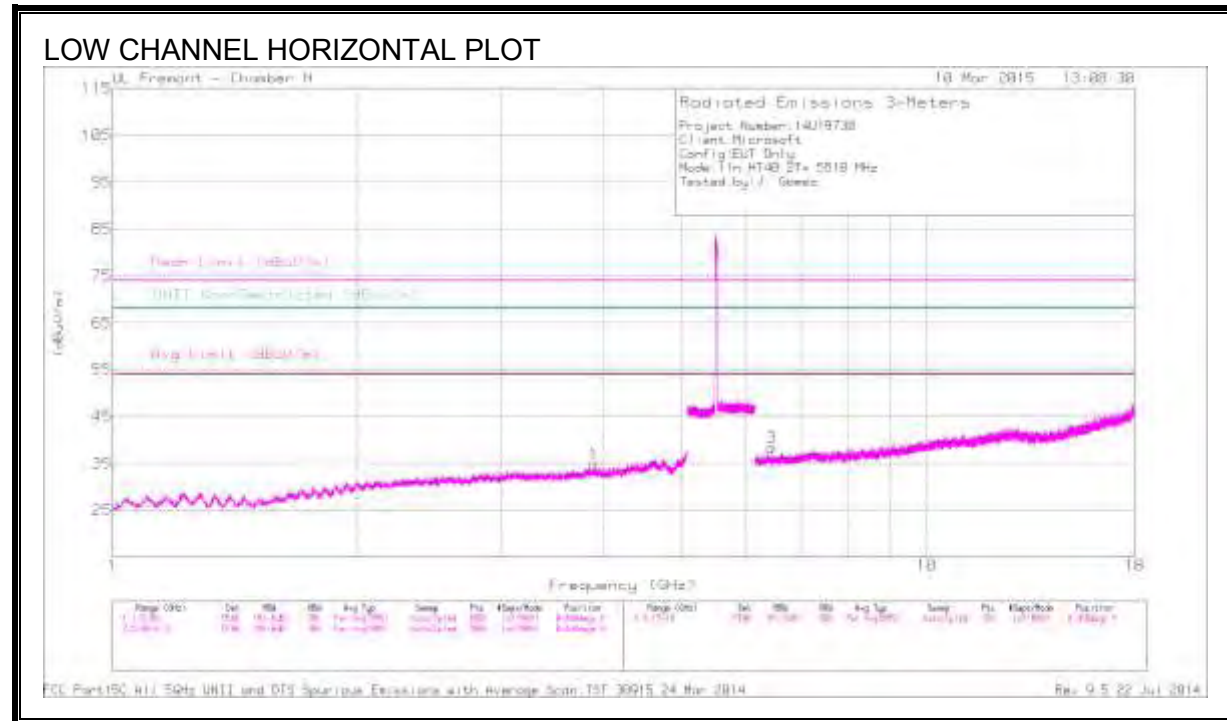


**DATA**

Marker	Frequency (GHz)	Meter Reading (dBuV)	Det	AF T863 (dB/m)	Amp/Cbl/F Itr/Pad (dB)	DC Corr (dB)	Corrected Reading (dBuV/m)	Peak Limit (dBuV/m)	PK Margin (dB)	Azimuth (Degs)	Height (cm)	Polarity
1	5.725	39.5	PK	35	-22.4	0	52.1	68.2	-16.1	222	169	V
2	5.804	42.31	PK	35	-22.2	0	55.11	68.2	-13.09	222	169	V

PK - Peak detector

**HARMONICS AND SPURIOUS EMISSIONS**



**DATA**

Marker	Frequency (GHz)	Meter Reading (dBuV)	Det	AF T863 (dB/m)	Amp/Cbl/FI tr/Pad (dB)	DC Corr (dB)	Corrected Reading (dBuV/m)	Avg Limit (dBuV/m)	Margin (dB)	Peak Limit (dBuV/m)	PK Margin (dB)	UNII Non-Restricted (dBuV/m)	PK Margin (dB)	Azimuth (Degs)	Height (cm)	Polarity
1	* 3.895	42.31	PK1	33.4	-32.9	0	42.81	-	-	74	-31.19	-	-	154	218	H
	* 3.895	30.08	AD1	33.4	-32.9	.13	30.71	54	-23.29	-	-	-	-	154	218	H
2	* 4.745	41.16	PK1	34.3	-31.7	0	43.76	-	-	74	-30.24	-	-	3	284	V
	* 4.744	29.39	AD1	34.3	-31.7	.13	32.12	54	-21.88	-	-	-	-	3	284	V
5	* 11.8	36.46	PK1	38.6	-25.8	0	49.26	-	-	74	-24.74	-	-	83	130	V
	* 11.802	24.6	AD1	38.6	-25.8	.13	37.53	54	-16.47	-	-	-	-	83	130	V
6	* 17.93	33.45	PK1	42.5	-20.6	0	55.35	-	-	74	-18.65	-	-	109	145	V
	* 17.93	22.36	AD1	42.5	-20.6	.13	44.39	54	-9.61	-	-	-	-	109	145	V
3	6.451	39.66	PK1	35.6	-31	0	44.26	-	-	-	-	68.2	-23.94	230	157	H
	9.803	36.57	PK1	37	-25.9	0	47.67	-	-	-	-	68.2	-20.53	277	363	V

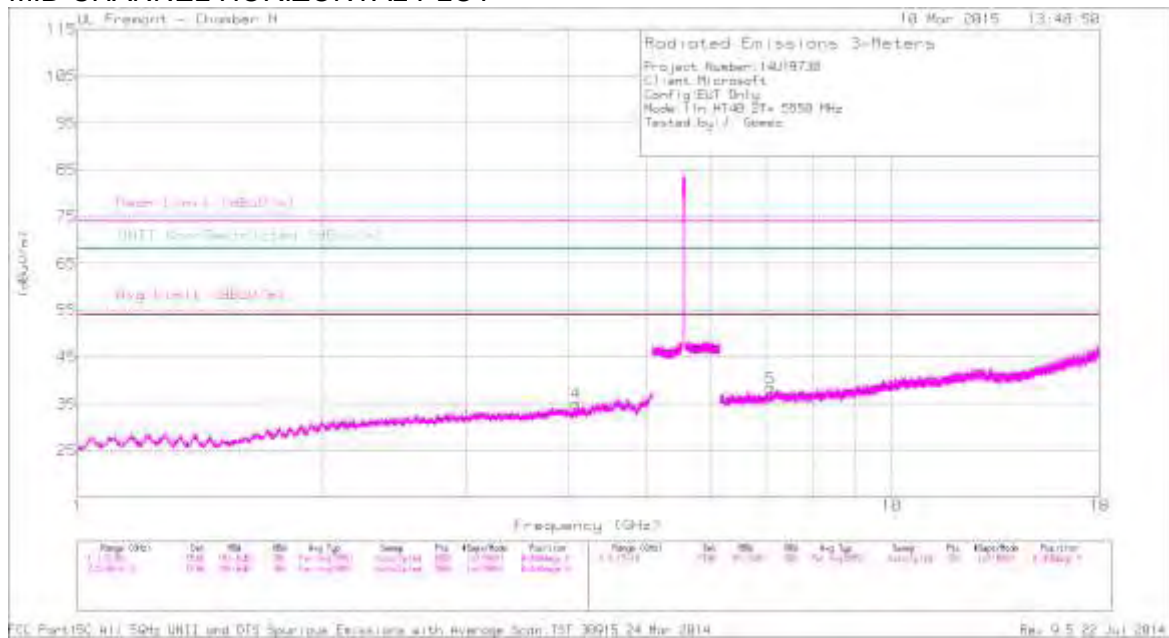
\* - indicates frequency in CFR 47, Part 15 and Industry Canada RSS-Restricted Band.

PK1 - KDB789033 Method: Peak

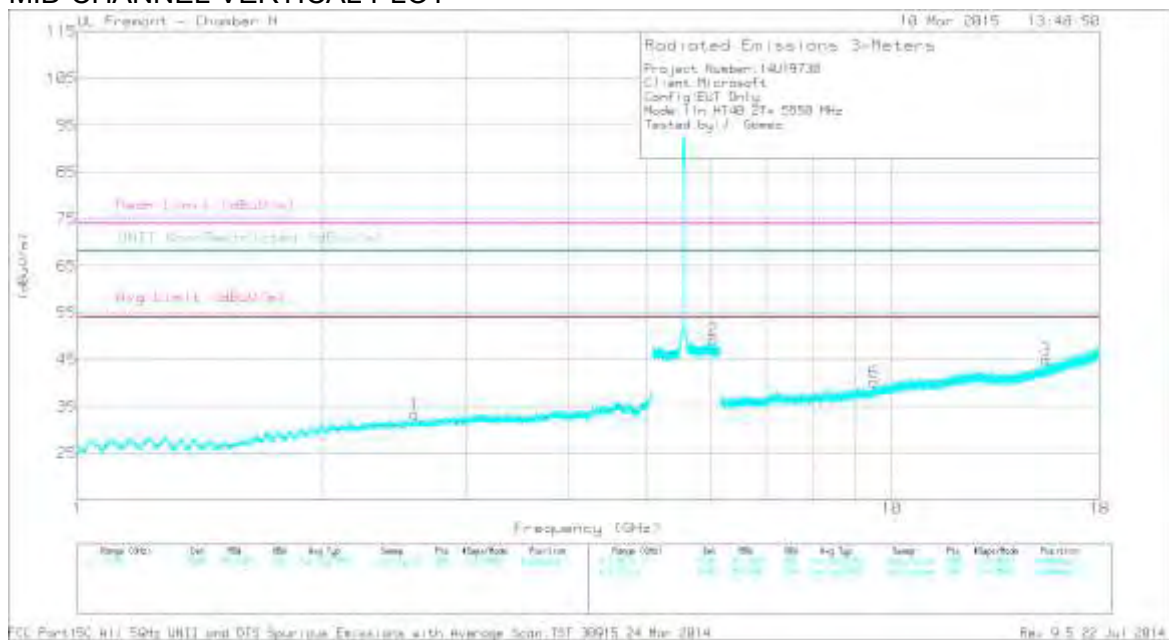
AD1 - KDB789033 Method: AD Primary Power Average



### MID CHANNEL HORIZONTAL PLOT



### MID CHANNEL VERTICAL PLOT



**DATA**

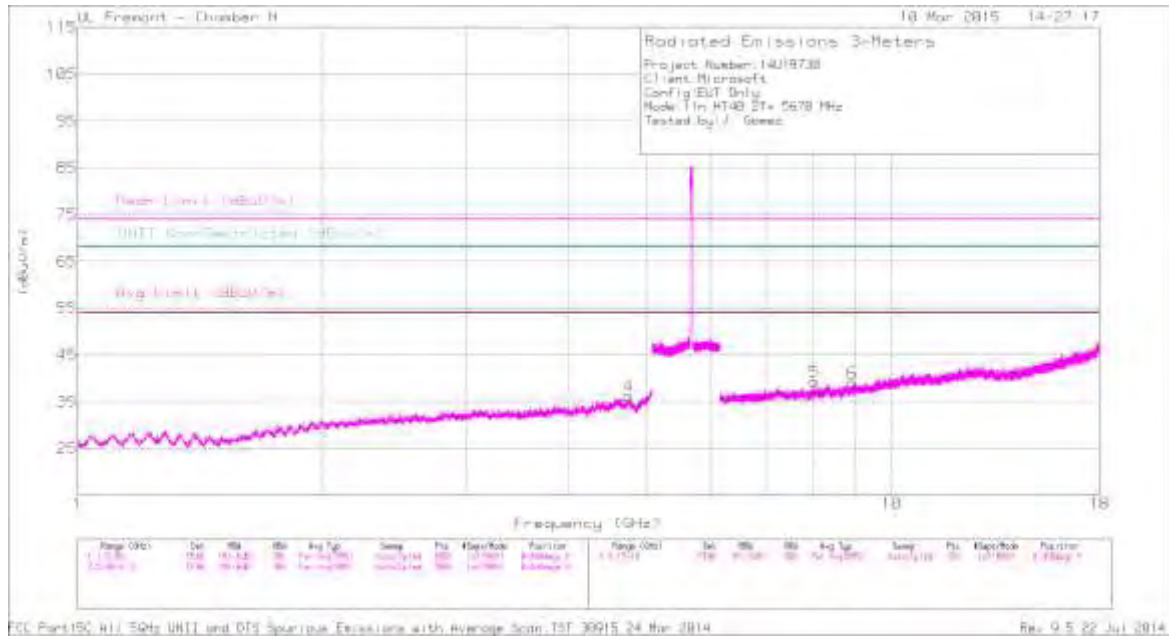
Marker	Frequency (GHz)	Meter Reading (dBuV)	Det	AF T863 (dB/m)	Amp/Cbl/FI tr/Pad (dB)	DC Corr (dB)	Corrected Reading (dBuV/m)	Avg Limit (dBuV/m)	Margin (dB)	Peak Limit (dBuV/m)	PK Margin (dB)	UNII Non-Restricted (dBuV/m)	PK Margin (dB)	Azimuth (Degs)	Height (cm)	Polarity
4	* 4.095	40.58	PK1	33.5	-32.2	0	41.88	-	-	74	-32.12	-	-	83	378	H
	* 4.096	28.76	AD1	33.5	-32.1	.13	30.29	54	-23.71	-	-	-	-	83	378	H
3	* 15.476	37.1	PK1	40.8	-25.6	0	52.3	-	-	74	-21.7	-	-	135	306	V
	* 15.477	24.89	AD1	40.8	-25.6	.13	40.22	54	-13.78	-	-	-	-	135	306	V
1	2.593	41.42	PK1	32.2	-33.2	0	40.42	-	-	-	-	68.2	-27.78	112	206	V
2	6.042	42.56	PK1	35.2	-22	0	55.76	-	-	-	-	68.2	-12.44	207	278	V
5	7.101	39.61	PK1	36	-30	0	45.61	-	-	-	-	68.2	-22.59	339	284	H
6	9.516	37.36	PK1	36.8	-26.8	0	47.36	-	-	-	-	68.2	-20.84	349	255	V

\* - indicates frequency in CFR 47, Part 15 and Industry Canada RSS-Restricted Band.

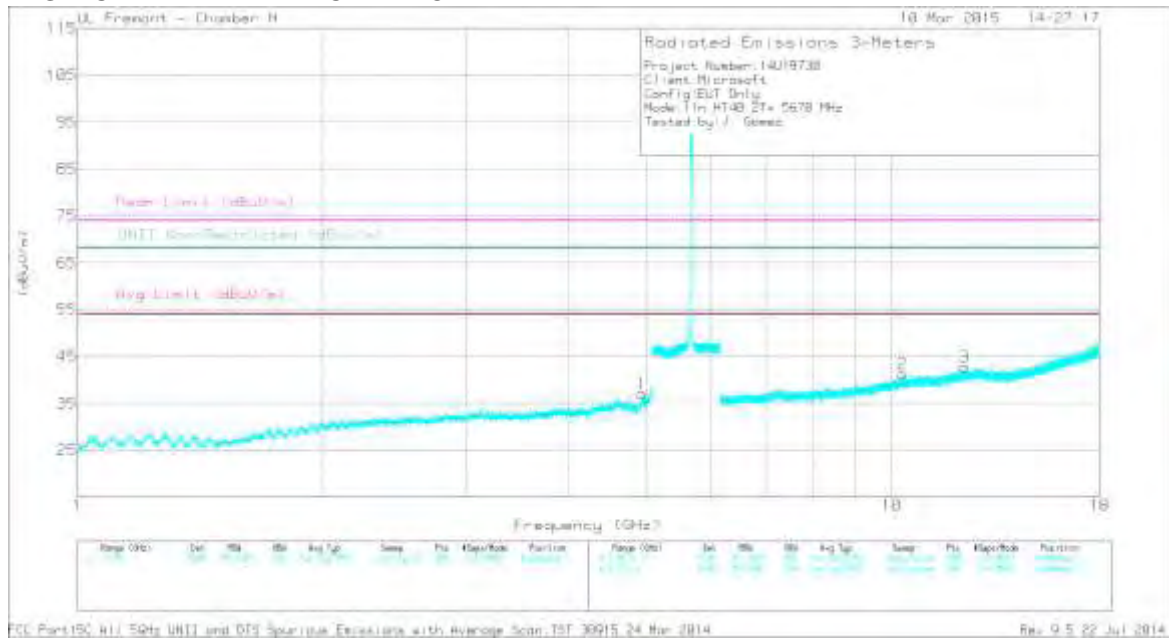
PK1 - KDB789033 Method: Peak

AD1 - KDB789033 Method: AD Primary Power Average

### HIGH CHANNEL HORIZONTAL PLOT



### HIGH CHANNEL VERTICAL PLOT



**DATA**

Marker	Frequency (GHz)	Meter Reading (dBuV)	Det	AF T863 (dB/m)	Amp/Cbi/FI tr/Pad (dB)	DC Corr (dB)	Corrected Reading (dBuV/m)	Avg Limit (dBuV/m)	Margin (dB)	Peak Limit (dBuV/m)	PK Margin (dB)	UNII Non-Restricted (dBuV/m)	PK Margin (dB)	Asimuth (Degs)	Height (cm)	Polarity
4	* 4.748	41.3	PK1	34.3	-31.8	0	43.8	-	-	74	-30.2	-	-	304	168	H
	* 4.747	29.6	AD1	34.3	-31.7	.13	32.33	54	-21.67	-	-	-	-	304	168	H
1	* 4.932	40.88	PK1	34.3	-30.8	0	44.38	-	-	74	-29.62	-	-	153	247	V
	* 4.93	28.55	AD1	34.3	-30.8	.13	32.18	54	-21.82	-	-	-	-	153	247	V
5	* 8.028	38.69	PK1	36	-28.5	0	46.19	-	-	74	-27.81	-	-	102	386	H
	* 8.028	26.82	AD1	36	-28.5	.13	34.45	54	-19.55	-	-	-	-	102	386	H
3	* 12.286	36.73	PK1	39	-25.7	0	50.03	-	-	74	-23.97	-	-	238	356	V
	* 12.286	24.79	AD1	39	-25.7	.13	38.22	54	-15.78	-	-	-	-	238	356	V
6	8.945	38.27	PK1	36.4	-28.1	0	46.57	-	-	-	-	68.2	-21.63	275	221	H
2	10.316	36.8	PK1	37.5	-25.2	0	49.1	-	-	-	-	68.2	-19.1	276	386	V

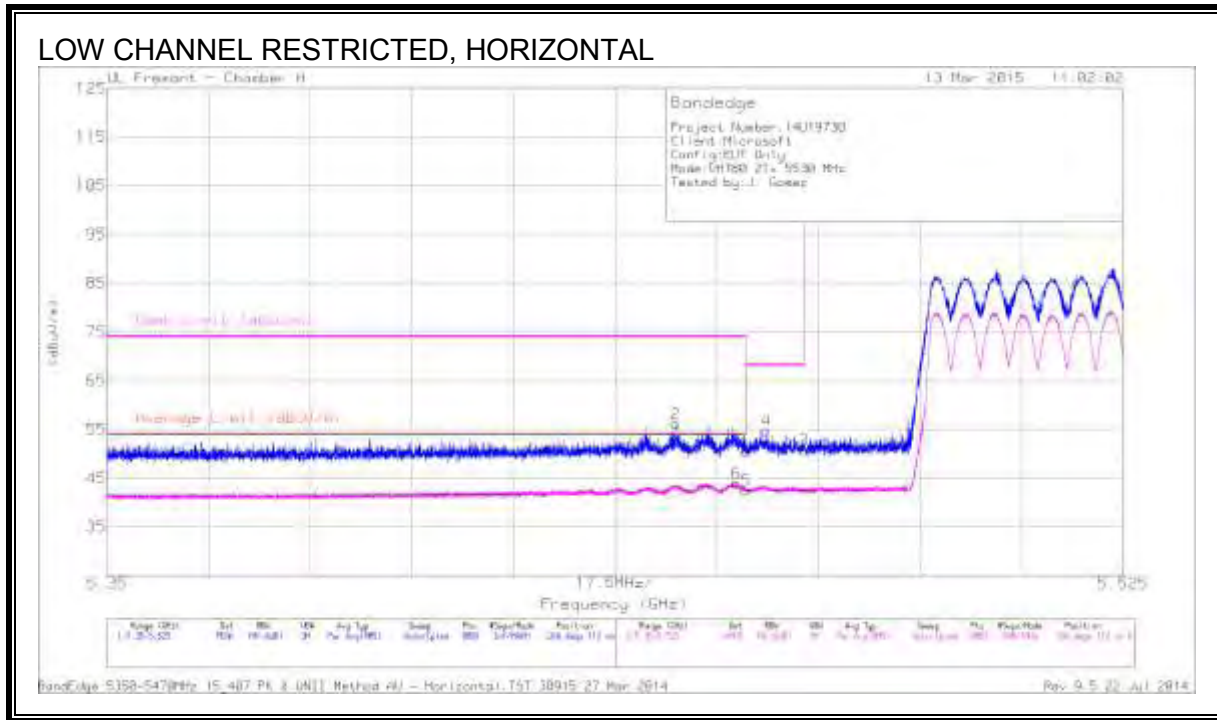
\* - indicates frequency in CFR 47, Part 15 and Industry Canada RSS-Restricted Band.

PK1 - KDB789033 Method: Peak

AD1 - KDB789033 Method: AD Primary Power Average

**10.2.12. TX ABOVE 1 GHz 802.11ac VHT80 MODE IN THE 5.6 GHz BAND**

**RESTRICTED BANDEDGE (LOW CHANNEL)**



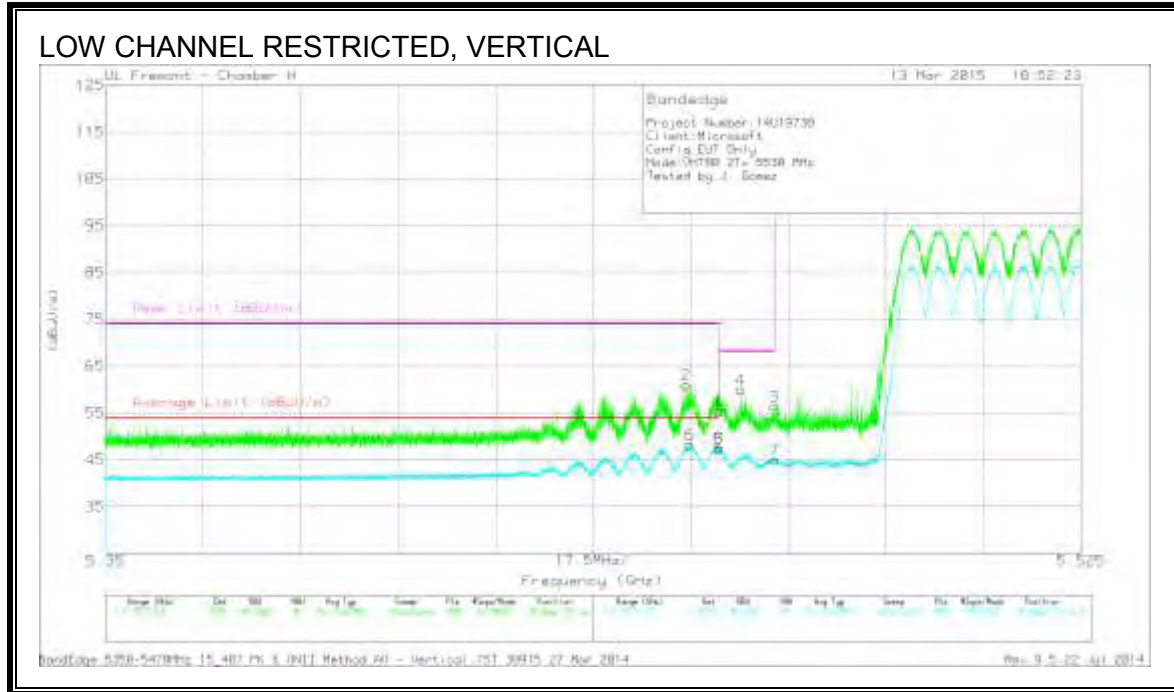
**DATA**

Marker	Frequency (GHz)	Meter Reading (dBuV)	Det	AF T863 (dB/m)	Amp/Cb/Fit r/Pad (dB)	DC Corr (dB)	Corrected Reading (dBuV/m)	Average Limit (dBuV/m)	Margin (dB)	Peak Limit (dBuV/m)	PK Margin (dB)	Azimuth (Degs)	Height (cm)	Polarity
1	* 5.46	37.9	PK	35	-22.5	0	50.4	-	-	74	-23.6	266	112	H
2	* 5.448	43.58	PK	35	-22.5	0	56.08	-	-	74	-17.92	266	112	H
5	* 5.46	30.01	RMS	35	-22.5	.26	42.77	54	-11.23	-	-	266	112	H
6	* 5.458	31.45	RMS	35	-22.5	.26	44.21	54	-9.79	-	-	266	112	H
4	5.464	42.15	PK	35	-22.4	0	54.75	-	-	68.2	-13.45	266	112	H
3	5.47	38.02	PK	35.1	-22.4	0	50.72	-	-	68.2	-17.48	266	112	H

\* - indicates frequency in CFR 47, Part 15 and Industry Canada RSS-Restricted Band.

PK - Peak detector

RMS - RMS detection



**DATA**

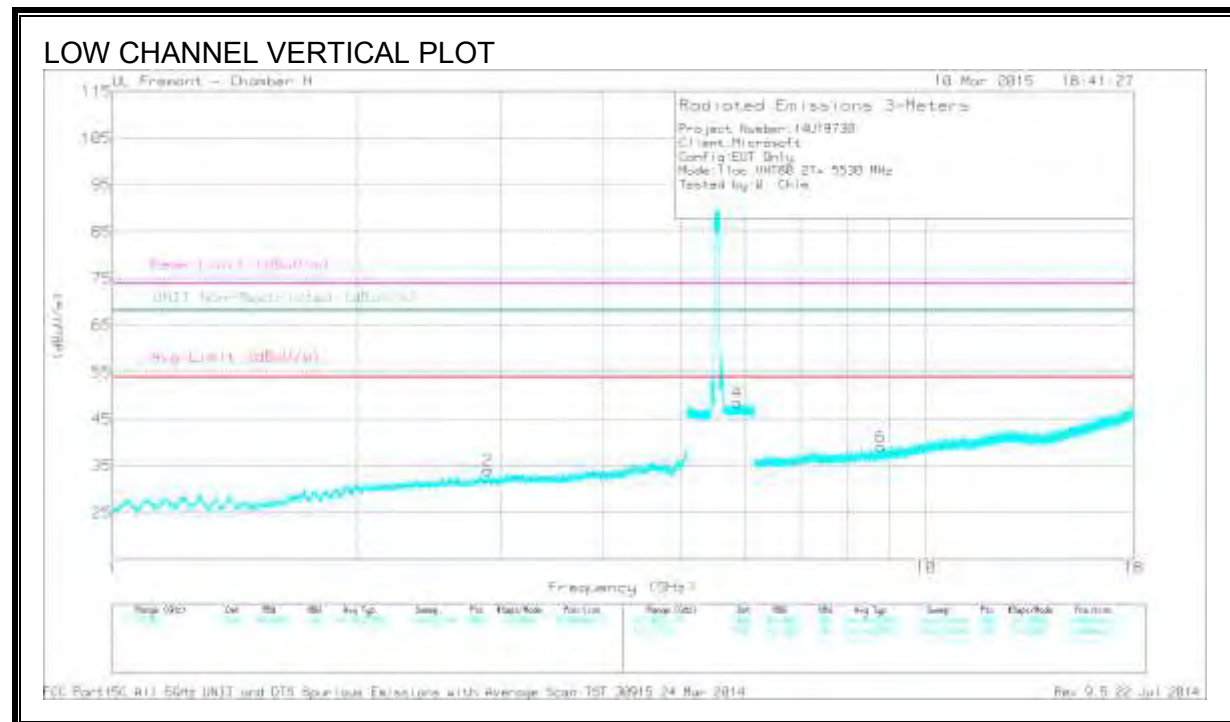
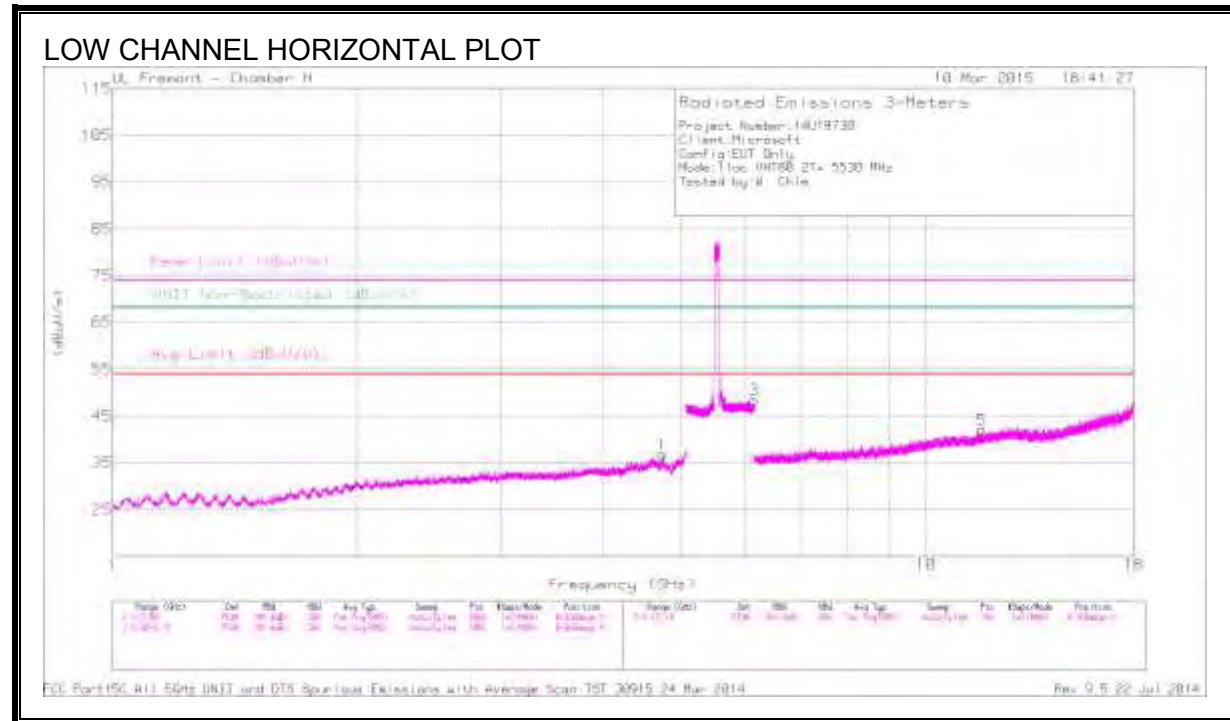
Marker	Frequency (GHz)	Meter Reading (dBuV)	Det	AF T863 (dB/m)	Amp/Cbl/Fitr/Pad (dB)	Corrected Reading (dBuV/m)	Average Limit (dBuV/m)	Margin (dB)	Peak Limit (dBuV/m)	PK Margin (dB)	Azimuth (Degs)	Height (cm)	Polarity
1	* 5.46	42.93	PK	35	-22.5	55.43	-	-	74	-18.57	38	129	V
2	* 5.454	48.61	PK	35	-22.5	61.11	-	-	74	-12.89	38	129	V
5	* 5.46	34.79	RMS	35	-22.5	47.29	54	-6.71	-	-	38	129	V
6	* 5.455	35.78	RMS	35	-22.5	48.28	54	-5.72	-	-	38	129	V
8	5.46	35.03	RMS	35	-22.5	47.53	-	-	-	-	38	129	V
4	5.464	47.35	PK	35	-22.4	59.95	-	-	68.2	-8.25	38	129	V
3	5.47	43.84	PK	35.1	-22.4	56.54	-	-	68.2	-11.66	38	129	V
7	5.47	32.29	RMS	35.1	-22.4	44.99	-	-	-	-	38	129	V

\* - indicates frequency in CFR 47, Part 15 and Industry Canada RSS-Restricted Band.

PK - Peak detector

RMS - RMS detection

**HARMONICS AND SPURIOUS EMISSIONS**





**DATA**

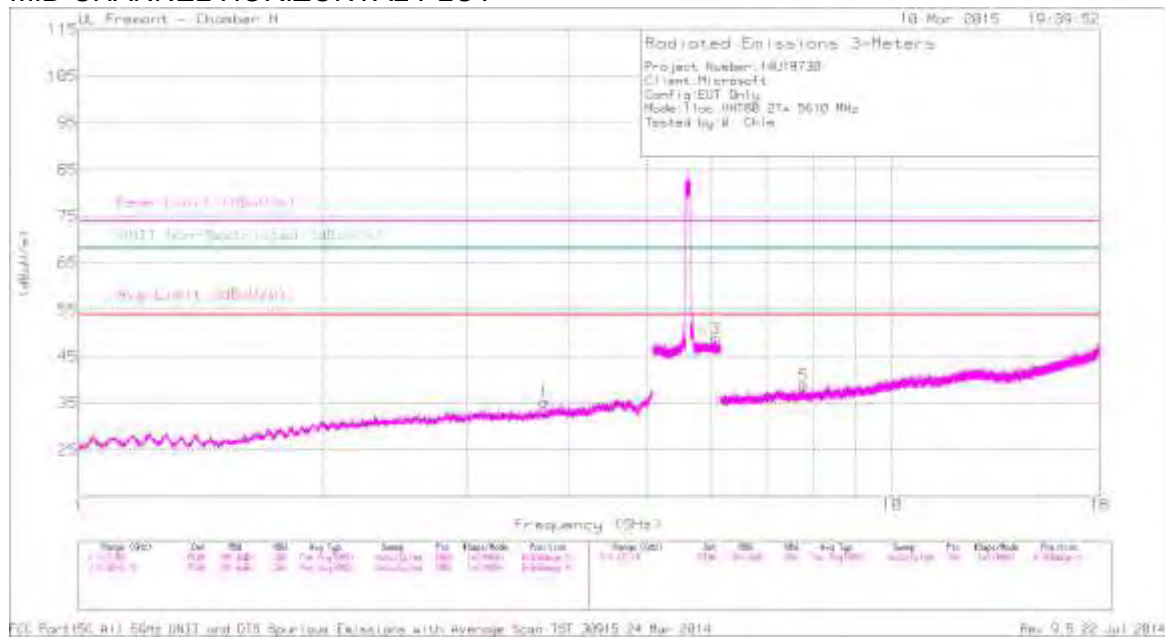
Marker	Frequency (GHz)	Meter Reading (dBuV)	Det	AF T863 (dB/m)	Amp/Cbl/FI tr/Pad (dB)	DC Corr (dB)	Corrected Reading (dBuV/m)	Avg Limit (dBuV/m)	Margin (dB)	Peak Limit (dBuV/m)	PK Margin (dB)	UNII Non-Restricted (dBuV/m)	PK Margin (dB)	Azimuth (Degs)	Height (cm)	Polarity
1	* 4.746	40.57	PK1	34.3	-31.7	0	43.17	-	-	74	-30.83	-	-	195	150	H
	* 4.745	29.42	AD1	34.3	-31.7	.26	32.28	54	-21.72	-	-	-	-	195	150	H
	* 4.745	40.34	PK1	34.3	-31.7	0	42.94	-	-	74	-31.06	-	-	56	201	H
2	* 4.744	29.39	AD1	34.3	-31.7	.26	32.25	54	-21.75	-	-	-	-	56	201	H
	* 2.894	42.03	PK1	32.6	-33.4	0	41.23	-	-	74	-32.77	-	-	288	236	V
	* 2.893	29.89	AD1	32.6	-33.4	.26	29.35	54	-24.65	-	-	-	-	288	236	V
5	* 11.707	36.12	PK1	38.4	-26.1	0	48.42	-	-	74	-25.58	-	-	331	323	H
	* 11.709	24.59	AD1	38.4	-26.1	.26	37.15	54	-16.85	-	-	-	-	331	323	H
4	5.855	42.52	PK1	35.1	-22.2	0	55.42	-	-	-	-	68.2	-12.78	207	105	V
3	6.142	42.2	PK1	35.3	-22.1	0	55.4	-	-	-	-	68.2	-12.8	333	107	H
	8.804	36.78	PK1	36.2	-27.4	0	45.58	-	-	-	-	68.2	-22.62	97	395	V

\* - indicates frequency in CFR 47, Part 15 and Industry Canada RSS-Restricted Band.

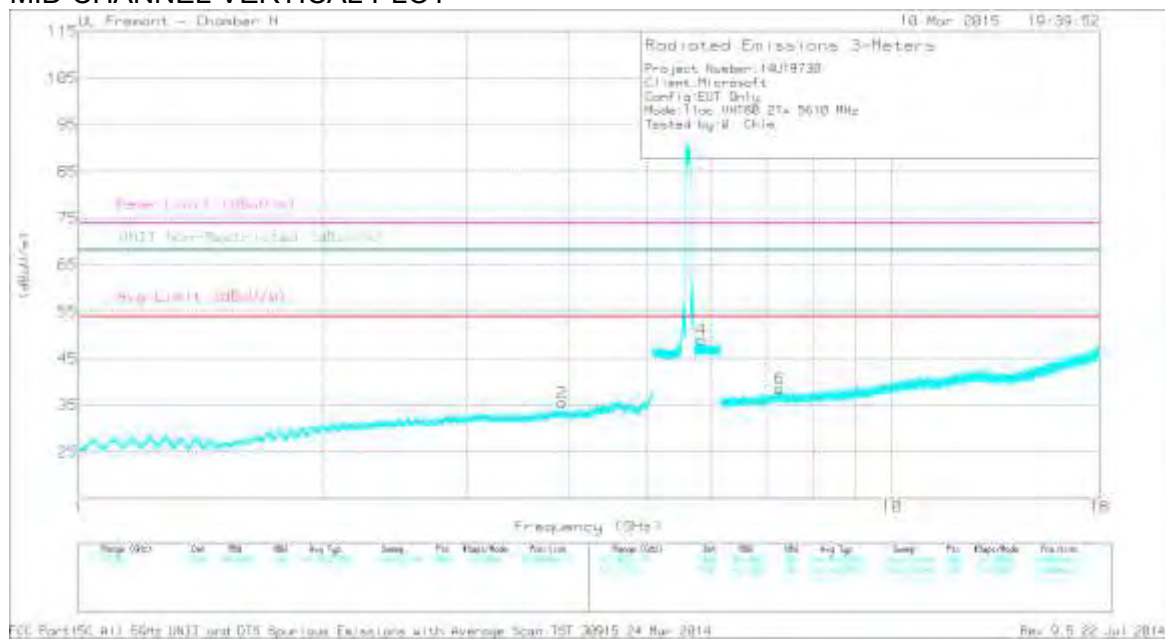
PK1 - KDB789033 Method: Peak

AD1 - KDB789033 Method: AD Primary Power Average

MID CHANNEL HORIZONTAL PLOT



MID CHANNEL VERTICAL PLOT



**DATA**

Marker	Frequency (GHz)	Meter Reading (dBuV)	Det	AF T863 (dB/m)	Amp/Cbl/Fit r/Pad (dB)	DC Corr (dB)	Corrected Reading (dBuV/m)	Avg Limit (dBuV/m)	Margin (dB)	Peak Limit (dBuV/m)	PK Margin (dB)	UNII Non-Restricted (dBuV/m)	PK Margin (dB)	Azimuth (Degs)	Height (cm)	Polarity
1	* 3.74	43.76	PK1	33.2	-33.1	0	43.86	-	-	74	-30.14	-	-	320	251	H
	* 3.74	32.5	AD1	33.2	-33.1	.26	32.86	54	-21.14	-	-	-	-	320	251	H
2	* 3.926	41.25	PK1	33.4	-32.7	0	41.95	-	-	74	-32.05	-	-	317	160	V
	* 3.927	29.7	AD1	33.4	-32.7	.26	30.66	54	-23.34	-	-	-	-	317	160	V
6	* 7.27	38.53	PK1	36.2	-29.1	0	45.63	-	-	74	-28.37	-	-	112	260	V
	* 7.272	27.22	AD1	36.2	-29.2	.26	34.48	54	-19.52	-	-	-	-	112	260	V
4	5.831	42.35	PK1	35.1	-22.2	0	55.25	-	-	-	-	68.2	-12.95	220	256	V
3	6.073	41.8	PK1	35.3	-21.9	0	55.2	-	-	-	-	68.2	-13	328	255	H
5	7.796	38.2	PK1	36.1	-28.7	0	45.6	-	-	-	-	68.2	-22.6	210	258	H

\* - indicates frequency in CFR 47, Part 15 and Industry Canada RSS-Restricted Band.

PK1 - KDB789033 Method: Peak

AD1 - KDB789033 Method: AD Primary Power Average

**10.2.13. TX ABOVE 1 GHz 802.11a MODE IN THE 5.8 GHz BAND**

**RESTRICTED BANDEDGE (LOW CHANNEL)**



**DATA**

Marker	Frequency (GHz)	Meter Reading (dBm)	Det	AF T863 (dB/m)	Amp/Cbl/F Itr/Pad (dB)	Conversion Factor (dB)	Corrected Reading EIRP	Peak Limit (dBm)	PK Margin (dB)	Azimuth (Degs)	Height (cm)	Polarity
2	5.652	-65.43	PK	35	-22.5	11.8	-41.13	-27	-14.13	300	157	H
1	5.725	-70.59	PK	35	-22.4	11.8	-46.19	-17	-29.19	300	157	H

PK - Peak detector

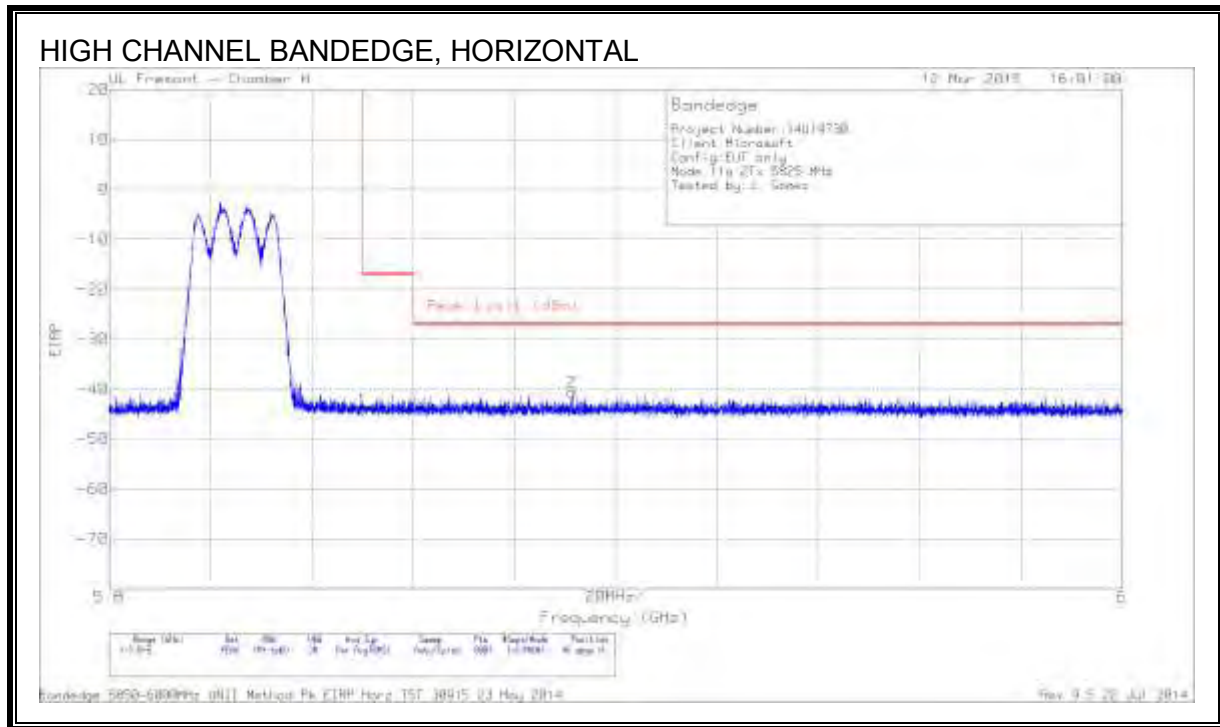


**DATA**

Marker	Frequency (GHz)	Meter Reading (dBm)	Det	AF T863 (dB/m)	Amp/Cbl/F Itr/Pad (dB)	Conversion Factor (dB)	Corrected Reading EIRP	Peak Limit (dBm)	PK Margin (dB)	Azimuth (Degs)	Height (cm)	Polarity
2	5.64	-65.07	PK	35	-22.5	11.8	-40.77	-27	-13.77	124	213	V
1	5.725	-63.94	PK	35	-22.4	11.8	-39.54	-17	-22.54	124	213	V

PK - Peak detector

**AUTHORIZED BANDEDGE (HIGH CHANNEL)**



**DATA**

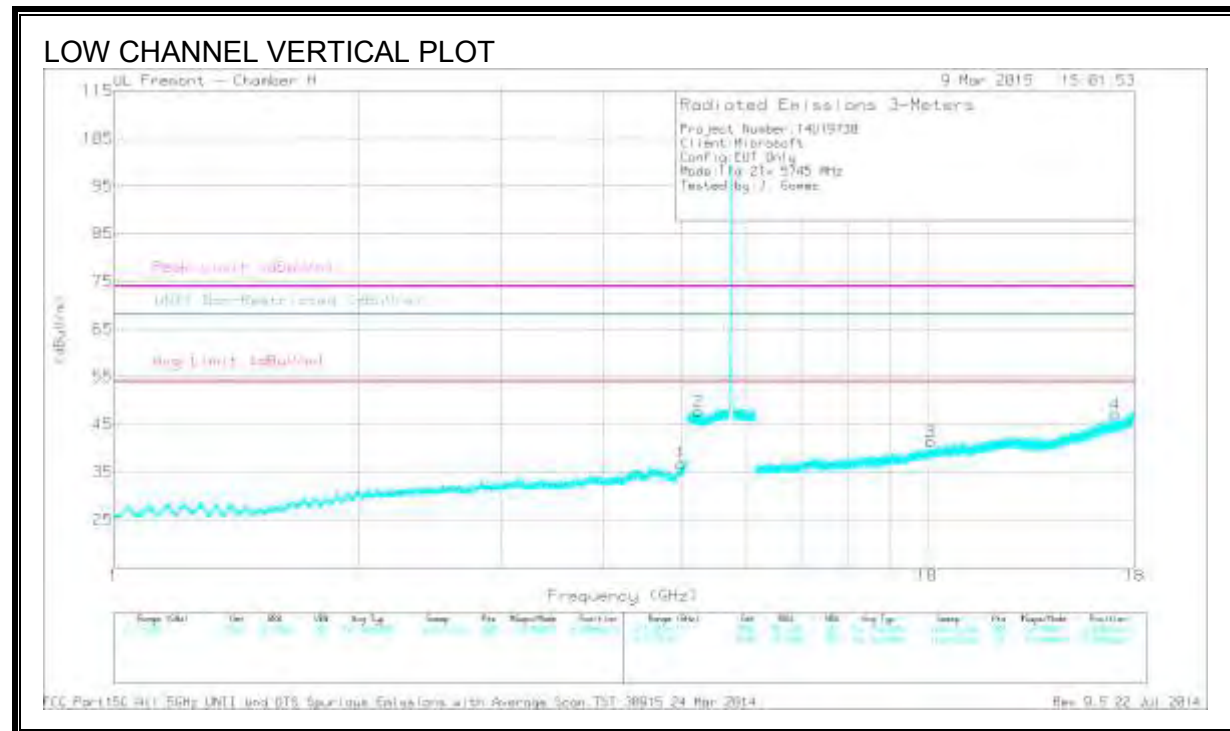
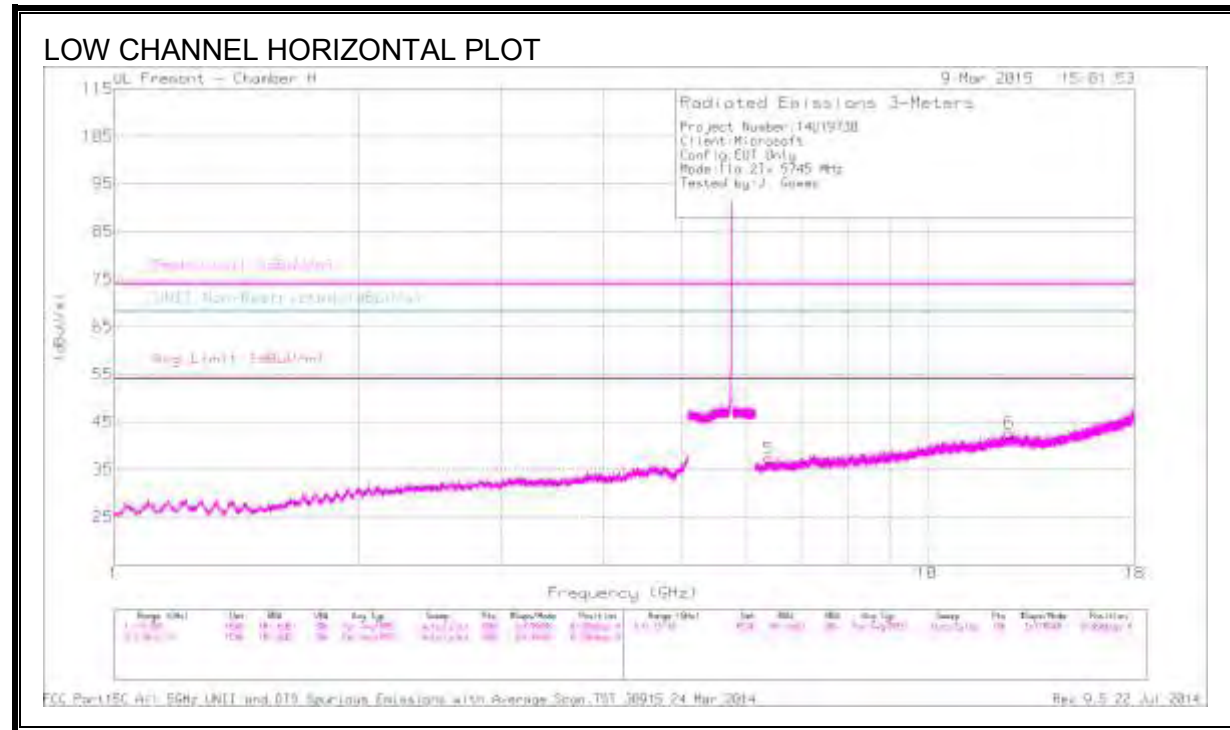
Marker	Frequency (GHz)	Meter Reading (dBm)	Det	AF T863 (dB/m)	Amp/Cbl/F ltr/Pad (dB)	Conversion Factor (dB)	Corrected Reading EIRP	Peak Limit (dBm)	PK Margin (dB)	Azimuth (Degs)	Height (cm)	Polarity
1	5.85	-68.79	PK	35.1	-22.2	11.8	-44.09	-17	-27.09	46	388	H
2	5.891	-65.18	PK	35.1	-22.3	11.8	-40.58	-27	-13.58	46	388	H

PK - Peak detector





**HARMONICS AND SPURIOUS EMISSIONS**



**DATA**

Marker	Frequency (GHz)	Meter Reading (dBuV)	Det	AF T863 (dB/m)	Amp/Cbl/FI tr/Pad (dB)	Corrected Reading (dBuV/m)	Avg Limit (dBuV/m)	Margin (dB)	Peak Limit (dBuV/m)	PK Margin (dB)	UNII Non-Restricted (dBuV/m)	PK Margin (dB)	Azimuth (Degs)	Height (cm)	Polarity
1	* 4.981	40.47	PK1	34.3	-31	43.77	-	-	74	-30.23	-	-	291	382	V
	* 4.982	28.89	AD1	34.3	-31	32.19	54	-21.81	-	-	-	-	291	382	V
6	* 12.613	36.27	PK1	39.2	-25.4	50.07	-	-	74	-23.93	-	-	13	391	H
	* 12.612	24.53	AD1	39.2	-25.5	38.23	54	-15.77	-	-	-	-	13	391	H
2	5.238	42.84	PK1	34.7	-22.7	54.84	-	-	-	-	68.2	-13.36	253	288	V
	5.238	31.08	AD1	34.7	-22.7	43.08	-	-	-	-	-	-	253	288	V
5	6.385	40	PK1	35.5	-30.4	45.1	-	-	-	-	68.2	-23.1	67	327	H
	6.386	28.3	AD1	35.5	-30.4	33.4	-	-	-	-	-	-	67	327	H
3	10.102	35.71	PK1	37.3	-26	47.01	-	-	-	-	68.2	-21.19	186	251	V
4	17.06	34.96	PK1	42.3	-23.5	53.76	-	-	-	-	68.2	-14.44	279	371	V

\* - indicates frequency in CFR 47, Part 15 and Industry Canada RSS-Restricted Band.

PK1 - KDB789033 Method: Peak

AD1 - KDB789033 Method: AD Primary Power Average



**DATA**

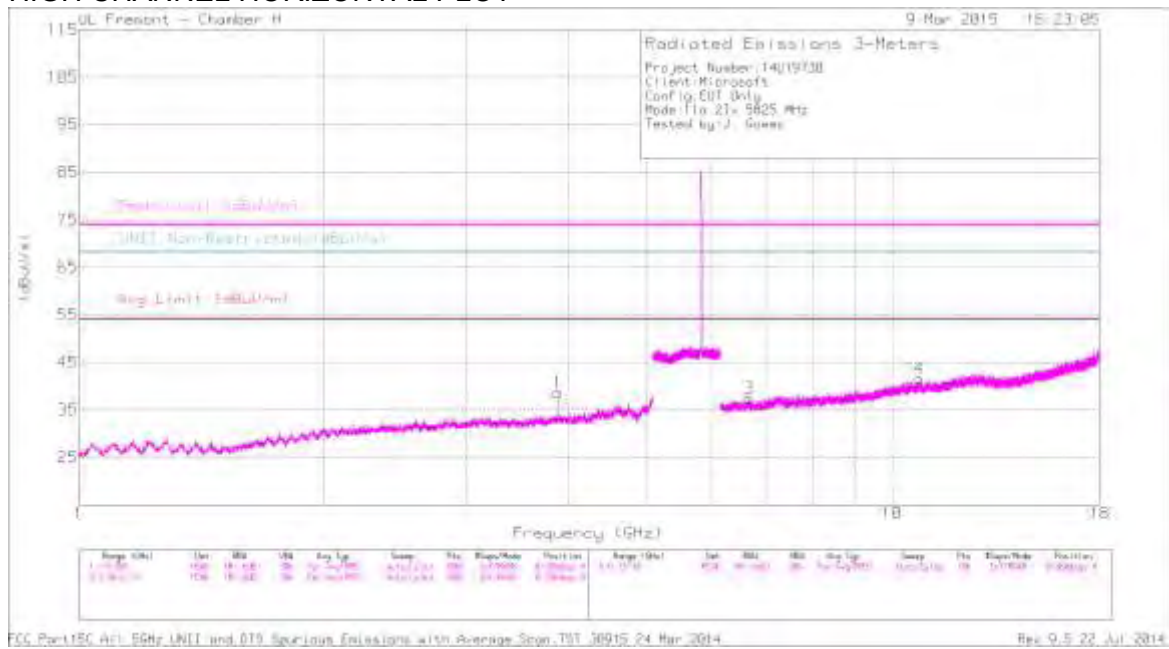
Marker	Frequency (GHz)	Meter Reading (dBuV)	Det	AF T863 (dB/m)	Amp/Cbl/FI tr/Pad (dB)	Corrected Reading (dBuV/m)	Avg Limit (dBuV/m)	Margin (dB)	Peak Limit (dBuV/m)	PK Margin (dB)	UNII Non-Restricted (dBuV/m)	PK Margin (dB)	Azimuth (Degs)	Height (cm)	Polarity
1	* 3.856	44.85	PK1	33.3	-32.8	45.35	-	-	74	-28.65	-	-	68	182	H
	* 3.857	31.54	AD1	33.3	-32.8	32.04	54	-21.96	-	-	-	-	68	182	H
2	* 3.857	44.57	PK1	33.3	-32.8	45.07	-	-	74	-28.93	-	-	220	364	V
	* 3.857	31.3	AD1	33.3	-32.8	31.8	54	-22.2	-	-	-	-	220	364	V
4	* 8.36	37.91	PK1	36.1	-27.7	46.31	-	-	74	-27.69	-	-	284	217	V
	* 8.36	26.19	AD1	36.1	-27.8	34.49	54	-19.51	-	-	-	-	284	217	V
3	5.285	42.25	PK1	34.8	-22.7	54.35	-	-	-	-	68.2	-13.85	94	193	V
	7.012	38.24	PK1	35.8	-29.6	44.44	-	-	-	-	68.2	-23.76	323	373	H
6	15.064	35.55	PK1	40.7	-26	50.25	-	-	-	-	68.2	-17.95	358	383	V

\* - indicates frequency in CFR 47, Part 15 and Industry Canada RSS-Restricted Band.

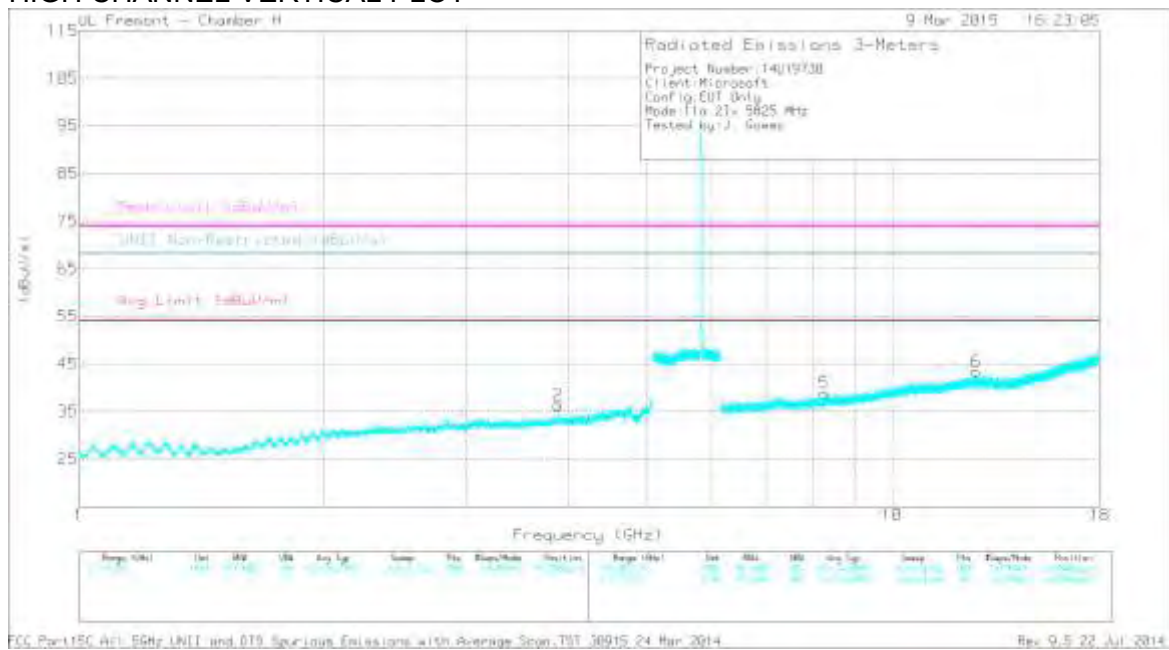
PK1 - KDB789033 Method: Peak

AD1 - KDB789033 Method: AD Primary Power Average

### HIGH CHANNEL HORIZONTAL PLOT



### HIGH CHANNEL VERTICAL PLOT



**DATA**

Marker	Frequency (GHz)	Meter Reading (dBuV)	Det	AF T863 (dB/m)	Amp/Cbl/FI tr/Pad (dB)	Corrected Reading (dBuV/m)	Avg Limit (dBuV/m)	Margin (dB)	Peak Limit (dBuV/m)	PK Margin (dB)	UNII Non-Restricted (dBuV/m)	PK Margin (dB)	Azimuth (Degs)	Height (cm)	Polarity
1	* 3.883	44.15	PK1	33.4	-32.8	44.75	-	-	74	-29.25	-	-	161	223	H
	* 3.883	31.19	AD1	33.4	-32.8	31.79	54	-22.21	-	-	-	-	161	223	H
2	* 3.883	43.17	PK1	33.4	-32.8	43.77	-	-	74	-30.23	-	-	214	111	V
	* 3.883	31.2	AD1	33.4	-32.8	31.8	54	-22.2	-	-	-	-	214	111	V
4	* 10.798	35.66	PK1	37.6	-24.6	48.66	-	-	74	-25.34	-	-	194	272	H
	* 10.8	23.9	AD1	37.6	-24.5	37	54	-17	-	-	-	-	194	272	H
5	* 8.25	39.34	PK1	36.1	-28.5	46.94	-	-	74	-27.06	-	-	166	279	V
	* 8.251	27.45	AD1	36.1	-28.5	35.05	54	-18.95	-	-	-	-	166	279	V
6	* 12.688	36.19	PK1	39.3	-25	50.49	-	-	74	-23.51	-	-	292	170	V
	* 12.687	24.58	AD1	39.2	-25	38.78	54	-15.22	-	-	-	-	292	170	V
3	6.675	38.88	PK1	35.7	-30.1	44.48	-	-	-	-	68.2	-23.72	332	135	H

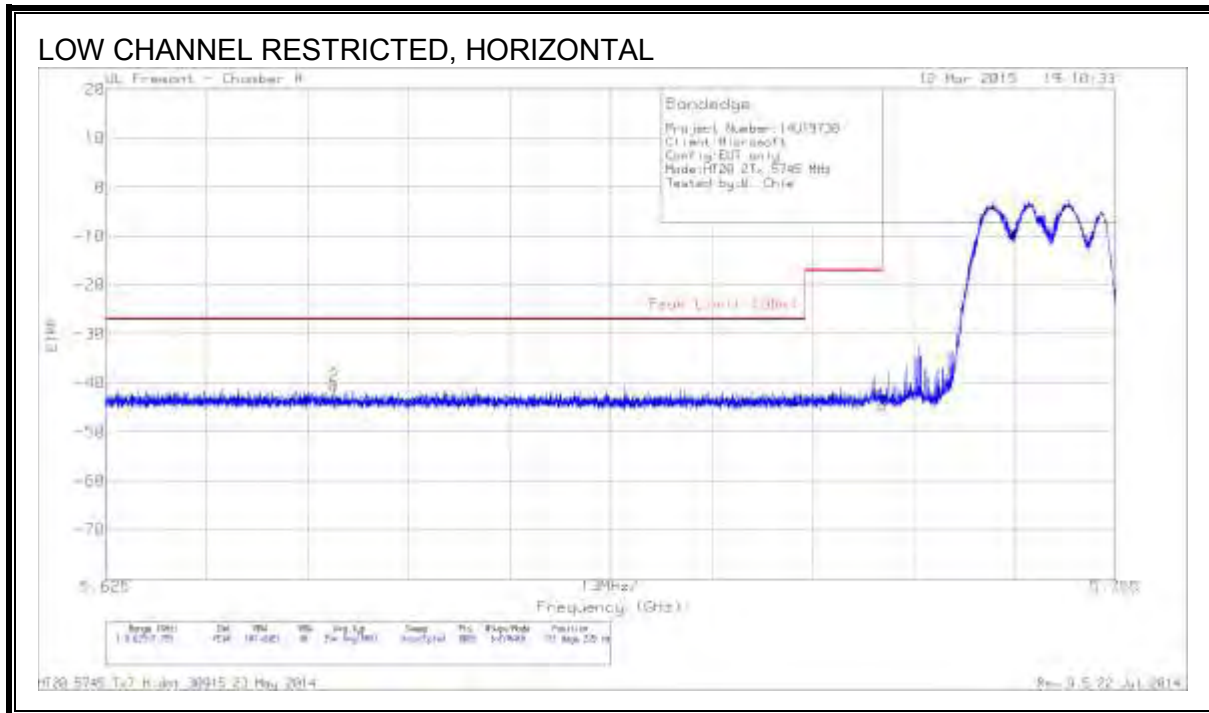
\* - indicates frequency in CFR 47, Part 15 and Industry Canada RSS-Restricted Band.

PK1 - KDB789033 Method: Peak

AD1 - KDB789033 Method: AD Primary Power Average

**10.2.14. TX ABOVE 1 GHz 802.11n HT20 MODE IN THE 5.8 GHz BAND**

**RESTRICTED BANDEDGE (LOW CHANNEL)**

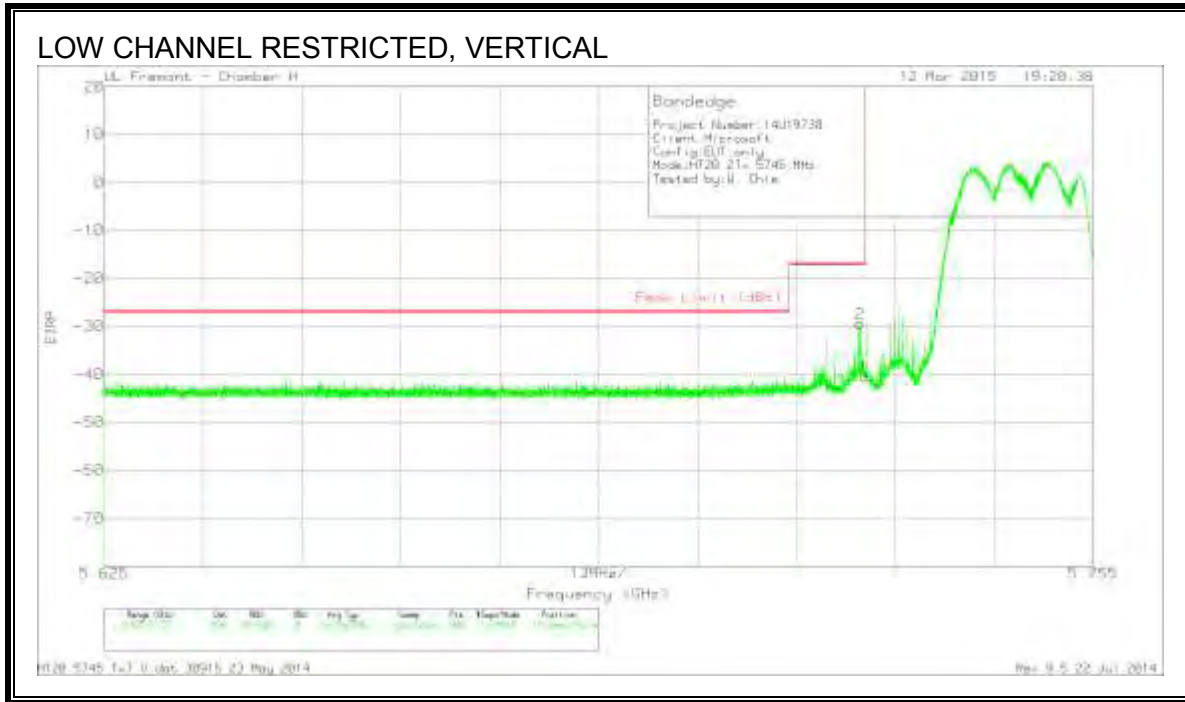


**DATA**

Marker	Frequency (GHz)	Meter Reading (dBm)	Det	AF T863 (dB/m)	Amp/Cbl/Filtr/Pad (dB)	Conversion Factor (dB)	DC Corr (dB)	Corrected Reading EIRP	Peak Limit (dBm)	PK Margin (dB)	Azimuth (Degs)	Height (cm)	Polarity
2	5.654	-64.76	PK	35	-22.5	11.8	0	-40.46	-27	-13.46	157	225	H
1	5.725	-68.98	PK	35	-22.4	11.8	0	-44.58	-17	-27.58	157	225	H

PK - Peak detector



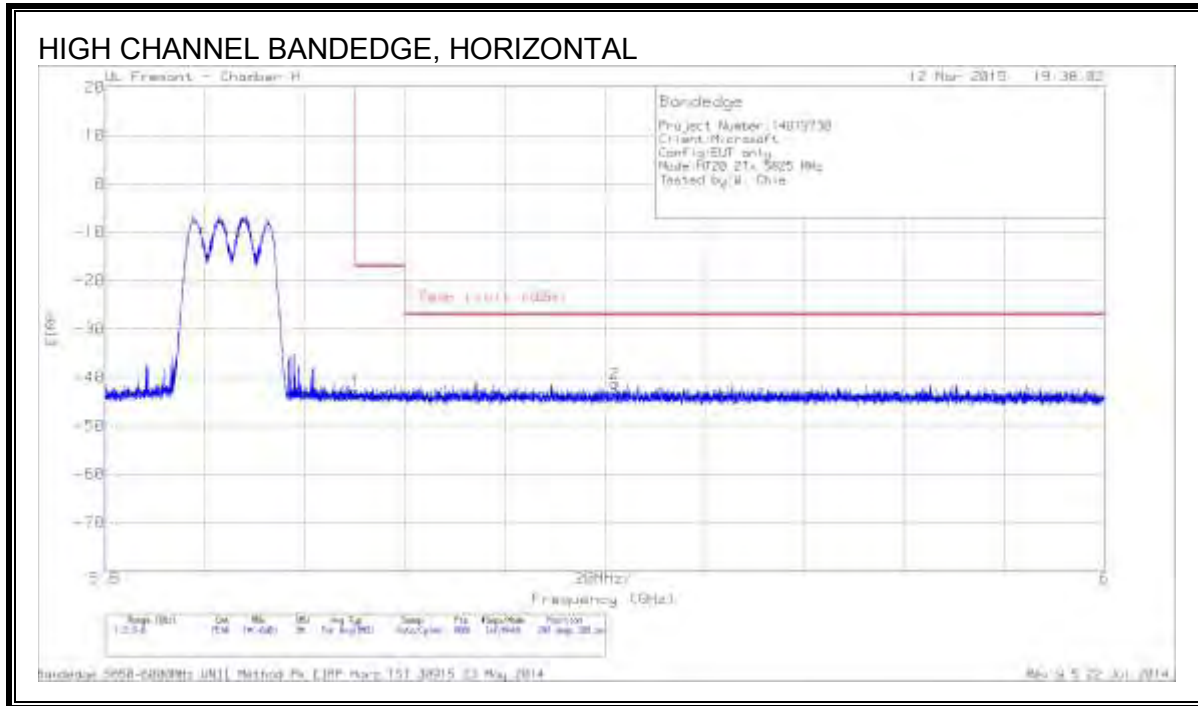


**DATA**

Marker	Frequency (GHz)	Meter Reading (dBm)	Det	AF T863 (dB/m)	Amp/Cb/ Ftr/Pad (dB)	Conversion Factor (dB)	DC Corr (dB)	Corrected Reading EIRP	Peak Limit (dBm)	PK Margin (dB)	Azimuth (Degs)	Height (cm)	Polarity
2	5.724	-53.85	PK	35	-22.4	11.8	0	-29.45	-17	-12.45	185	142	V
1	5.725	-64.94	PK	35	-22.4	11.8	0	-40.54	-17	-23.54	185	142	V

PK - Peak detector

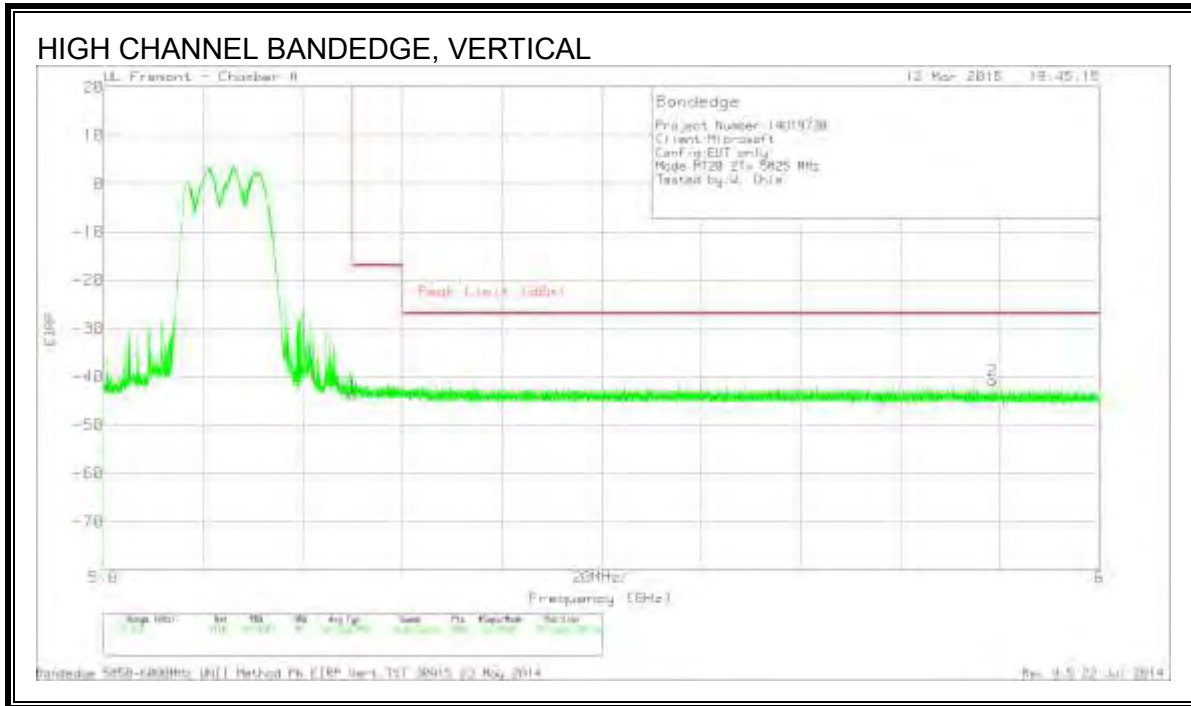
**AUTHORIZED BANDEDGE (HIGH CHANNEL)**



**DATA**

Marker	Frequency (GHz)	Meter Reading (dBm)	Det	AF T863 (dB/m)	Amp/Cb/ Ftr/Pad (dB)	Conversion Factor (dB)	DC Corr (dB)	Corrected Reading EIRP	Peak Limit (dBm)	PK Margin (dB)	Azimuth (Degs)	Height (cm)	Polarity
1	5.85	-67.57	PK	35.1	-22.2	11.8	0	-42.87	-17	-25.87	298	388	H
2	5.902	-65.93	PK	35.1	-22.2	11.8	0	-41.23	-27	-14.23	298	388	H

PK - Peak detector

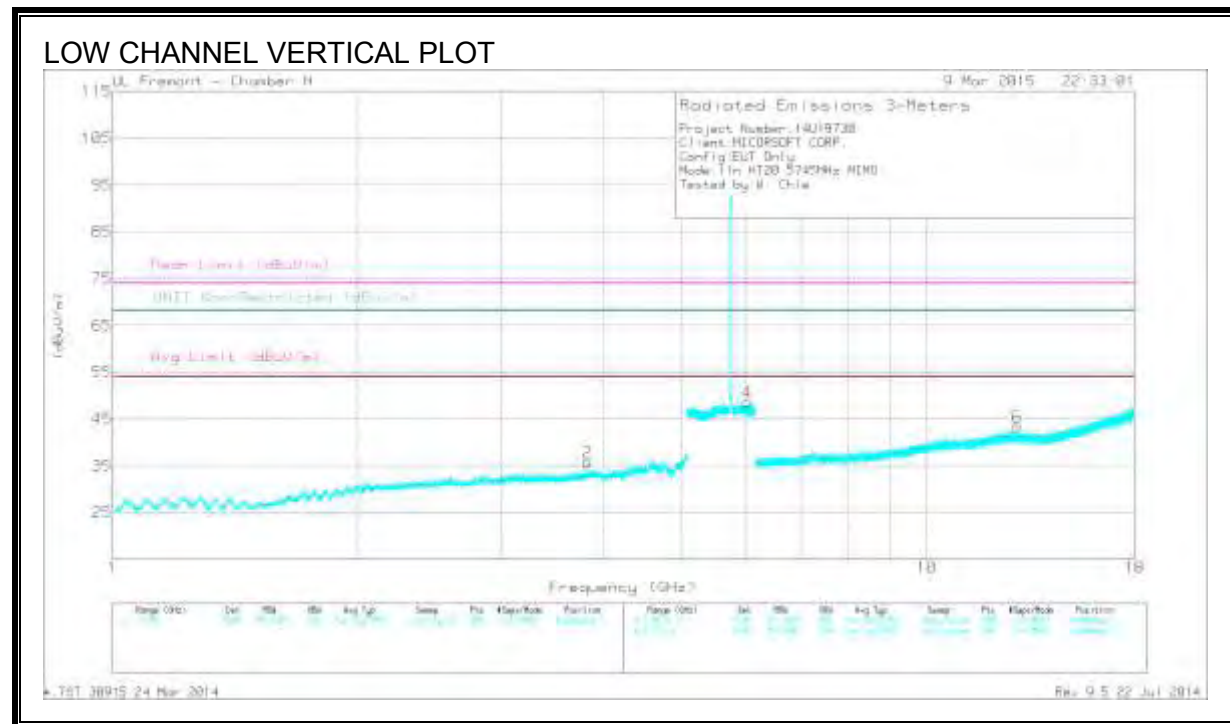
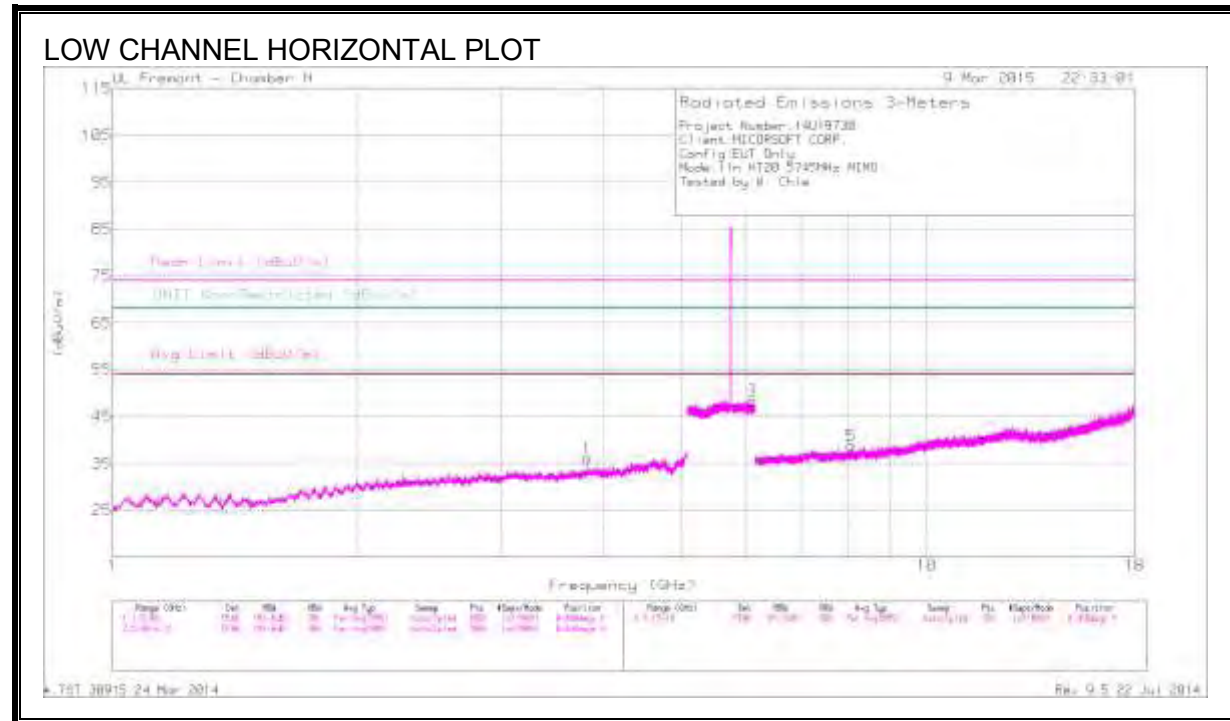


**DATA**

Marker	Frequency (GHz)	Meter Reading (dBm)	Det	AF T863 (dB/m)	Amp/Cbl/Filtr/Pad (dB)	Conversion Factor (dB)	DC Corr (dB)	Corrected Reading EIRP	Peak Limit (dBm)	PK Margin (dB)	Azimuth (Degs)	Height (cm)	Polarity
1	5.85	-68.52	PK	35.1	-22.2	11.8	0	-43.82	-17	-26.82	284	238	V
2	5.979	-65.69	PK	35.2	-22.1	11.8	0	-40.79	-27	-13.79	284	238	V

PK - Peak detector

**HARMONICS AND SPURIOUS EMISSIONS**



**DATA**

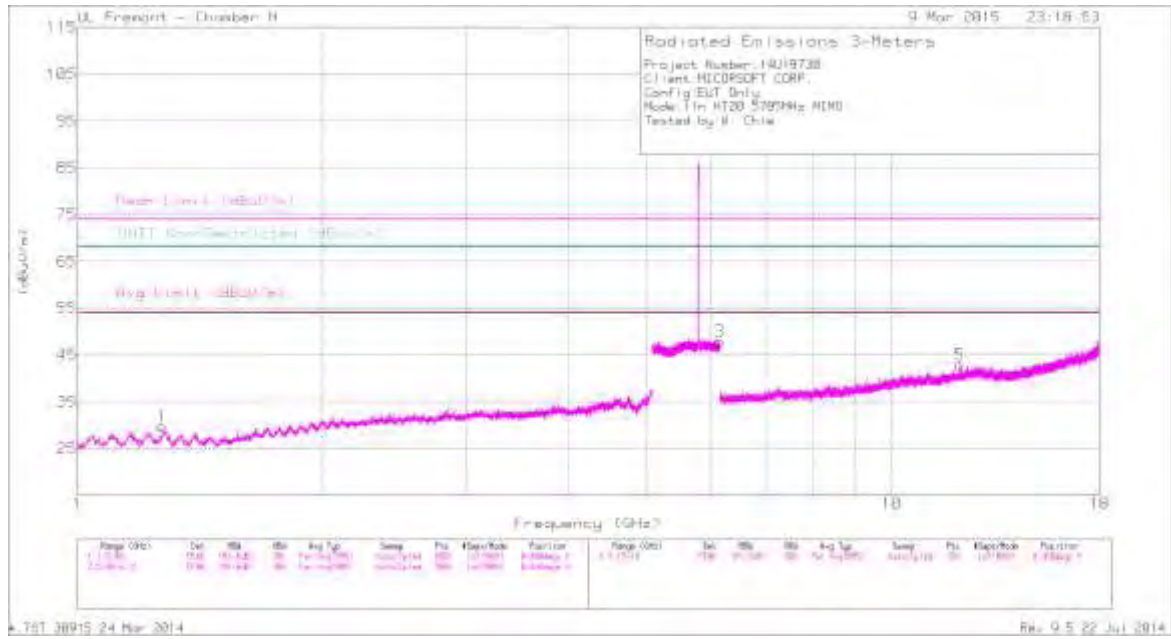
Marker	Frequency (GHz)	Meter Reading (dBuV)	Det	AF T863 (dB/m)	Amp/Cbl/FI tr/Pad (dB)	Corrected Reading (dBuV/m)	Avg Limit (dBuV/m)	Margin (dB)	Peak Limit (dBuV/m)	PK Margin (dB)	UNII Non-Restricted (dBuV/m)	PK Margin (dB)	Azimuth (Degs)	Height (cm)	Polarity
1	* 3.83	44.66	PK1	33.3	-32.7	45.26	-	-	74	-28.74	-	-	127	216	H
	* 3.83	31.71	AD1	33.3	-32.7	32.31	54	-21.69	-	-	-	-	127	216	H
2	* 3.83	42.26	PK1	33.3	-32.7	42.86	-	-	74	-31.14	-	-	39	228	V
	* 3.83	30.52	AD1	33.3	-32.7	31.12	54	-22.88	-	-	-	-	39	228	V
5	* 8.076	37.52	PK1	36	-28.1	45.42	-	-	74	-28.58	-	-	124	156	H
	* 8.078	26.52	AD1	36	-28	34.52	54	-19.48	-	-	-	-	124	156	H
4	6.02	41.92	PK1	35.2	-22.1	55.02	-	-	-	-	68.2	-13.18	118	282	V
3	6.102	42.03	PK1	35.3	-22	55.33	-	-	-	-	68.2	-12.87	351	116	H
6	12.916	35.43	PK1	39.2	-24.7	49.93	-	-	-	-	68.2	-18.27	102	100	V

\* - indicates frequency in CFR 47, Part 15 and Industry Canada RSS-Restricted Band.

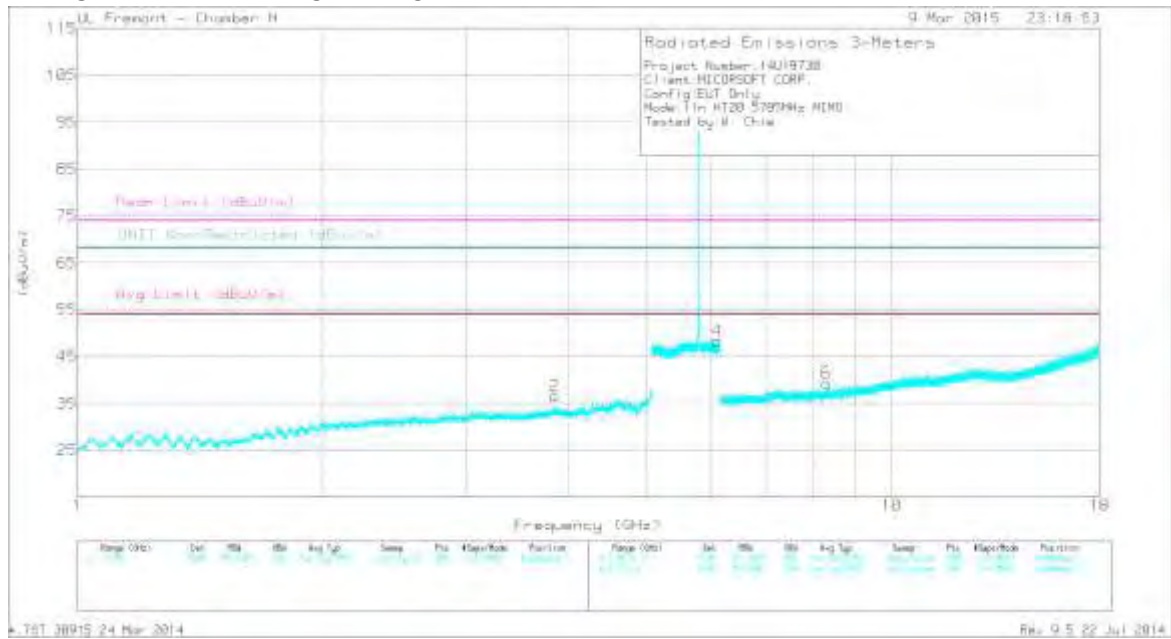
PK1 - KDB789033 Method: Peak

AD1 - KDB789033 Method: AD Primary Power Average

MID CHANNEL HORIZONTAL PLOT



MID CHANNEL VERTICAL PLOT



**DATA**

Marker	Frequency (GHz)	Meter Reading (dBuV)	Det	AF T863 (dB/m)	Amp/Cbl/FI tr/Pad (dB)	Corrected Reading (dBuV/m)	Avg Limit (dBuV/m)	Margin (dB)	Peak Limit (dBuV/m)	PK Margin (dB)	UNII Non-Restricted (dBuV/m)	PK Margin (dB)	Azimuth (Degs)	Height (cm)	Polarity
1	* 1.272	43.12	PK1	28.9	-35.6	36.42	-	-	74	-37.58	-	-	24	158	H
	* 1.272	31.46	AD1	28.9	-35.6	24.76	54	-29.24	-	-	-	-	24	158	H
2	* 3.857	42.62	PK1	33.3	-32.8	43.12	-	-	74	-30.88	-	-	247	347	V
	* 3.857	30.72	AD1	33.3	-32.8	31.22	54	-22.78	-	-	-	-	247	347	V
5	* 12.109	36.34	PK1	38.9	-25	50.24	-	-	74	-23.76	-	-	8	339	H
	* 12.109	23.91	AD1	38.9	-25	37.81	54	-16.19	-	-	-	-	8	339	H
6	* 8.318	37.68	PK1	36.1	-27.2	46.58	-	-	74	-27.42	-	-	290	161	V
	* 8.318	25.91	AD1	36.1	-27.2	34.81	54	-19.19	-	-	-	-	290	161	V
4	6.101	41.75	PK1	35.3	-22	55.05	-	-	-	-	68.2	-13.15	262	100	V
3	6.148	42.94	PK1	35.3	-22.1	56.14	-	-	-	-	68.2	-12.06	285	100	H

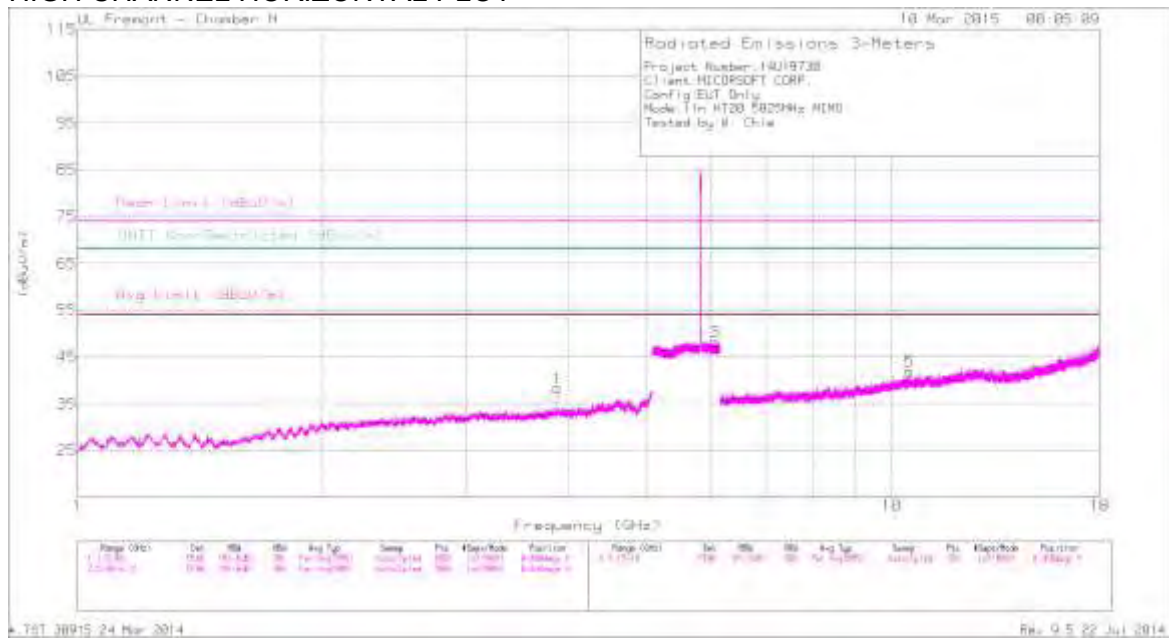
\* - indicates frequency in CFR 47, Part 15 and Industry Canada RSS-Restricted Band.

PK1 - KDB789033 Method: Peak

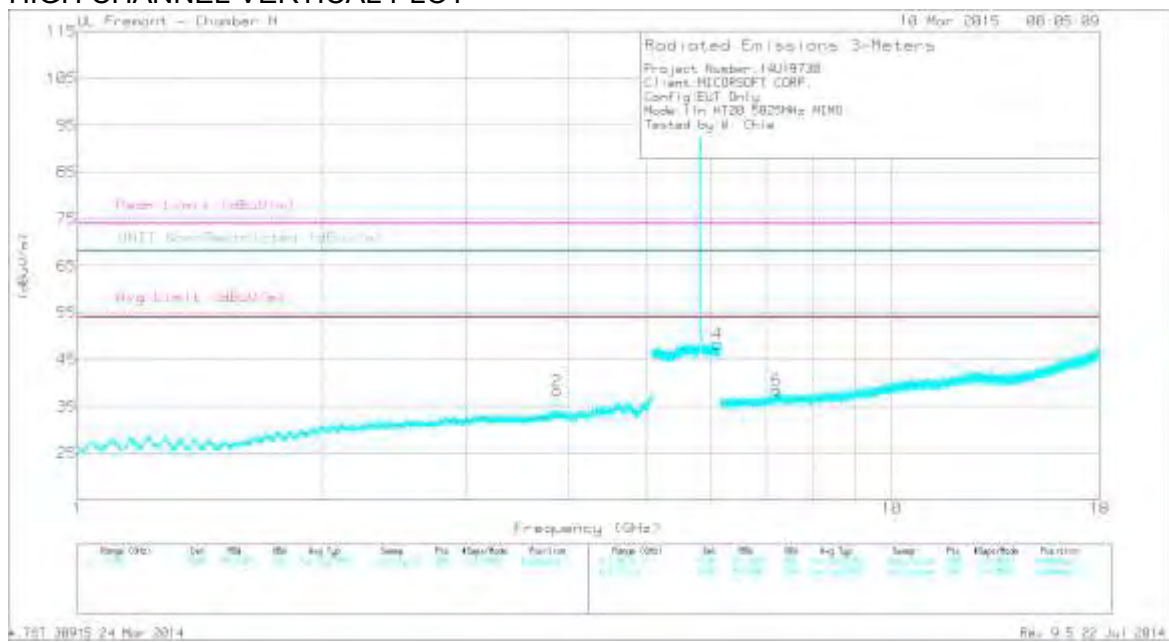
AD1 - KDB789033 Method: AD Primary Power Average



### HIGH CHANNEL HORIZONTAL PLOT



### HIGH CHANNEL VERTICAL PLOT



**DATA**

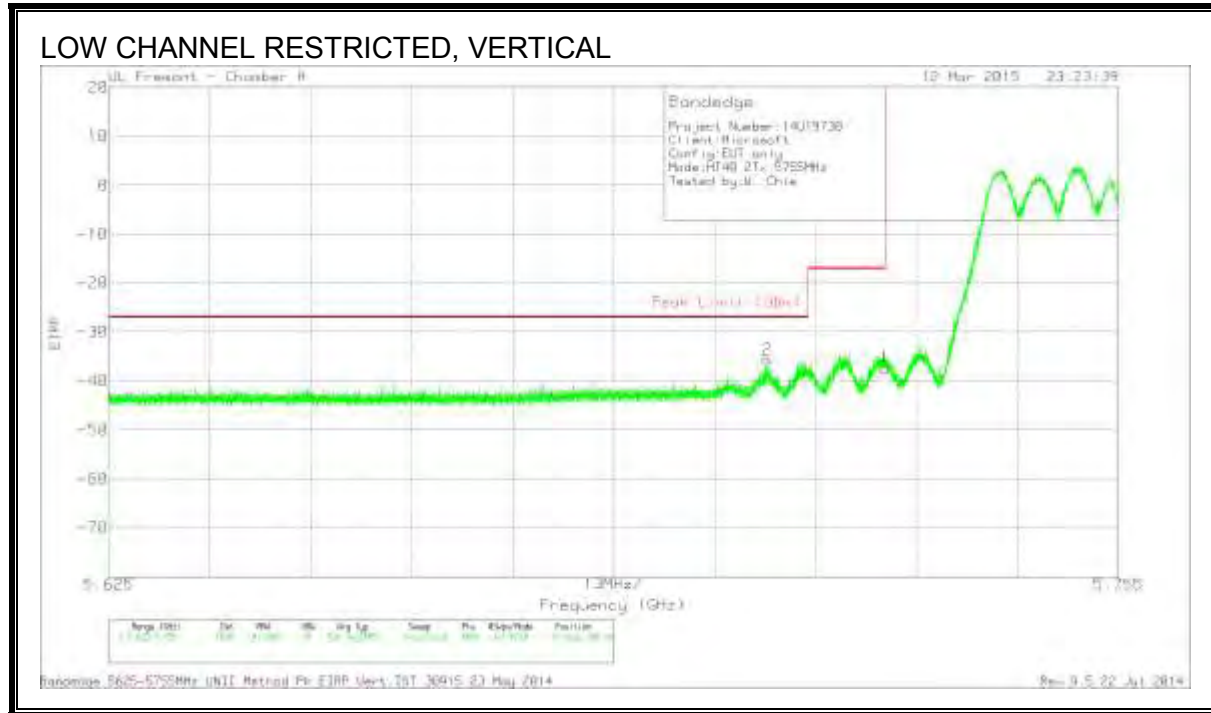
Marker	Frequency (GHz)	Meter Reading (dBuV)	Det	AF T863 (dB/m)	Amp/Cbl/FI tr/Pad (dB)	Corrected Reading (dBuV/m)	Avg Limit (dBuV/m)	Margin (dB)	Peak Limit (dBuV/m)	PK Margin (dB)	UNII Non-Restricted (dBuV/m)	PK Margin (dB)	Azimuth (Degs)	Height (cm)	Polarity
1	* 3.883	44.26	PK1	33.4	-32.8	44.86	-	-	74	-29.14	-	-	153	262	H
	* 3.883	31.9	AD1	33.4	-32.8	32.5	54	-21.5	-	-	-	-	153	262	H
2	* 3.884	41.62	PK1	33.4	-32.8	42.22	-	-	74	-31.78	-	-	232	347	V
	* 3.883	30.35	AD1	33.4	-32.8	30.95	54	-23.05	-	-	-	-	232	347	V
3	6.072	41.69	PK1	35.3	-21.9	55.09	-	-	-	-	68.2	-13.11	143	100	H
4	6.116	42.49	PK1	35.3	-22	55.79	-	-	-	-	68.2	-12.41	226	317	V
6	7.215	38.69	PK1	36.1	-29.3	45.49	-	-	-	-	68.2	-22.71	166	137	V
5	10.497	35.78	PK1	37.6	-25.4	47.98	-	-	-	-	68.2	-20.22	255	179	H

\* - indicates frequency in CFR 47, Part 15 and Industry Canada RSS-Restricted Band.

PK1 - KDB789033 Method: Peak

AD1 - KDB789033 Method: AD Primary Power Average



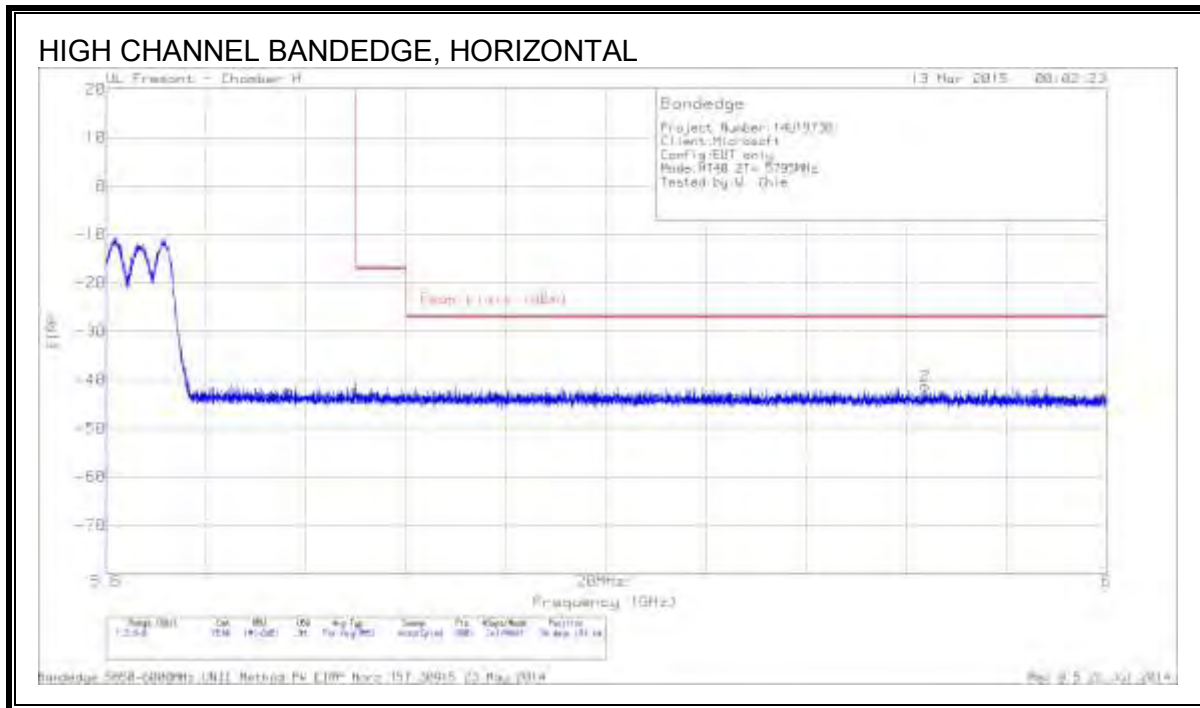


**DATA**

Marker	Frequency (GHz)	Meter Reading (dBm)	Det	AFT863 (dB/m)	Amp/Cb/ Ftr/Pad (dB)	Conversion Factor (dB)	DC Corr (dB)	Corrected Reading EIRP	Peak Limit (dBm)	PK Margin (dB)	Azimuth (Degs)	Height (cm)	Polarity
2	5.71	-60.01	PK	35	-22.4	11.8	0	-35.61	-27	-8.61	274	100	V
1	5.725	-61.67	PK	35	-22.4	11.8	0	-37.27	-17	-20.27	274	100	V

PK - Peak detector

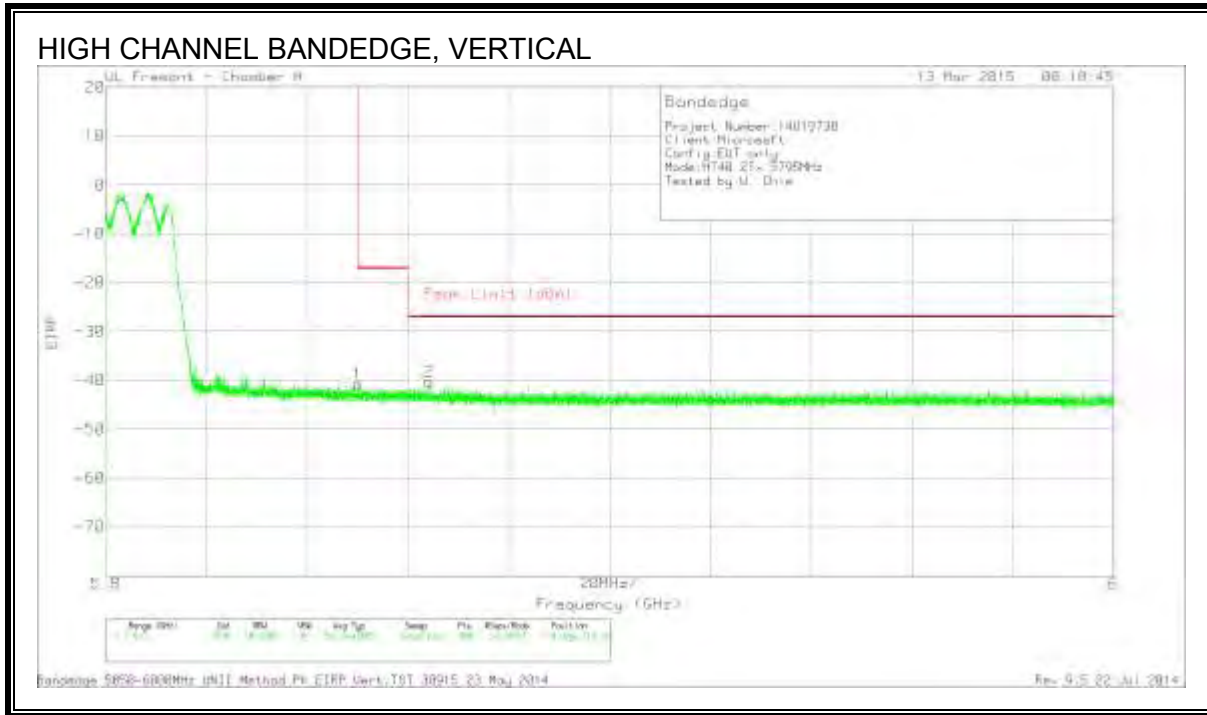
**AUTHORIZED BANDEDGE (HIGH CHANNEL)**



**DATA**

Marker	Frequency (GHz)	Meter Reading (dBm)	Det	AF T863 (dB/m)	Amp/Cbl/Filtr/Pad (dB)	Conversion Factor (dB)	DC Corr (dB)	Corrected Reading EIRP	Peak Limit (dBm)	PK Margin (dB)	Azimuth (Degs)	Height (cm)	Polarity
1	5.85	-68.55	PK	35.1	-22.2	11.8	0	-43.85	-17	-26.85	34	191	H
2	5.964	-66	PK	35.2	-22.2	11.8	0	-41.2	-27	-14.2	34	191	H

PK - Peak detector

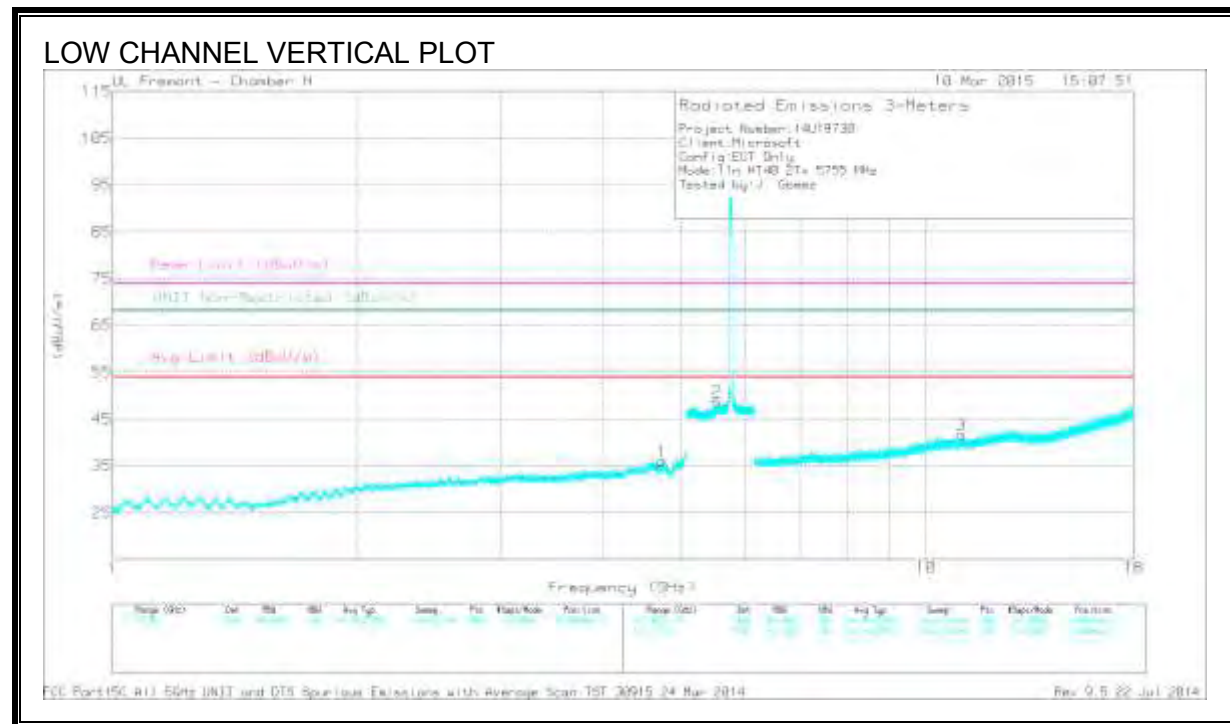
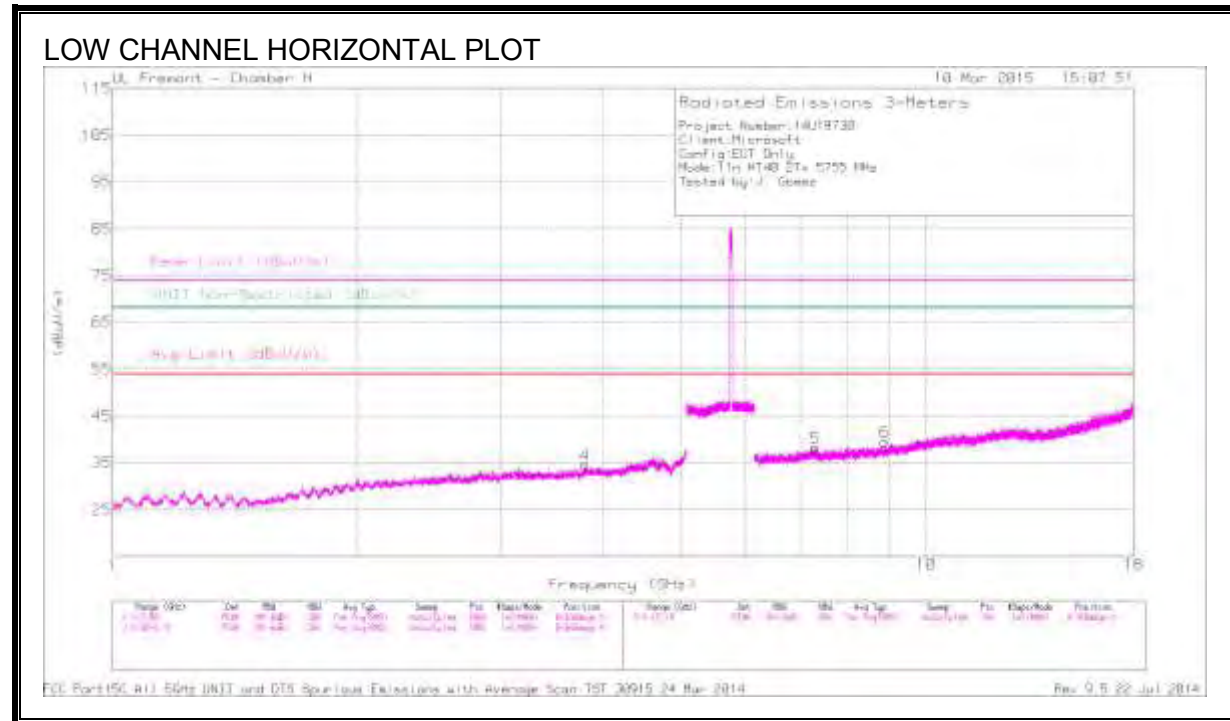


**DATA**

Marker	Frequency (GHz)	Meter Reading (dBm)	Det	AF T863 (dB/m)	Amp/Cb/ Ftr/Pad (dB)	Conversion Factor (dB)	DC Corr (dB)	Corrected Reading EIRP	Peak Limit (dBm)	PK Margin (dB)	Azimuth (Degs)	Height (cm)	Polarity
1	5.85	-65.47	PK	35.1	-22.2	11.8	0	-40.77	-17	-23.77	319	219	V
2	5.864	-65.01	PK	35.1	-22.2	11.8	0	-40.31	-27	-13.31	319	219	V

PK - Peak detector

**HARMONICS AND SPURIOUS EMISSIONS**



**DATA**

Marker	Frequency (GHz)	Meter Reading (dBuV)	Det	AF T863 (dB/m)	Amp/Cbl/FI tr/Pad (dB)	DC Corr (dB)	Corrected Reading (dBuV/m)	Avg Limit (dBuV/m)	Margin (dB)	Peak Limit (dBuV/m)	PK Margin (dB)	UNII Non-Restricted (dBuV/m)	PK Margin (dB)	Azimuth (Degs)	Height (cm)	Polarity
4	* 3.811	41.44	PK1	33.3	-32.7	0	42.04	-	-	74	-31.96	-	-	343	129	H
	* 3.81	29.58	AD1	33.3	-32.7	.13	30.31	54	-23.69	-	-	-	-	343	129	H
1	* 4.735	41.16	PK1	34.3	-31.5	0	43.96	-	-	74	-30.04	-	-	281	364	V
	* 4.733	29.37	AD1	34.3	-31.5	.13	32.3	54	-21.7	-	-	-	-	281	364	V
5	* 7.313	39.88	PK1	36.2	-29.8	0	46.28	-	-	74	-27.72	-	-	227	105	H
	* 7.314	27.39	AD1	36.2	-29.8	.13	33.92	54	-20.08	-	-	-	-	227	105	H
3	* 11.063	36.62	PK1	37.8	-25.2	0	49.22	-	-	74	-24.78	-	-	286	170	V
	* 11.063	24.62	AD1	37.8	-25.2	.13	37.35	54	-16.65	-	-	-	-	286	170	V
2	5.531	43.66	PK1	35.1	-22.4	0	56.36	-	-	-	-	68.2	-11.84	90	123	V
6	8.9	37.72	PK1	36.3	-28	0	46.02	-	-	-	-	68.2	-22.18	226	192	H

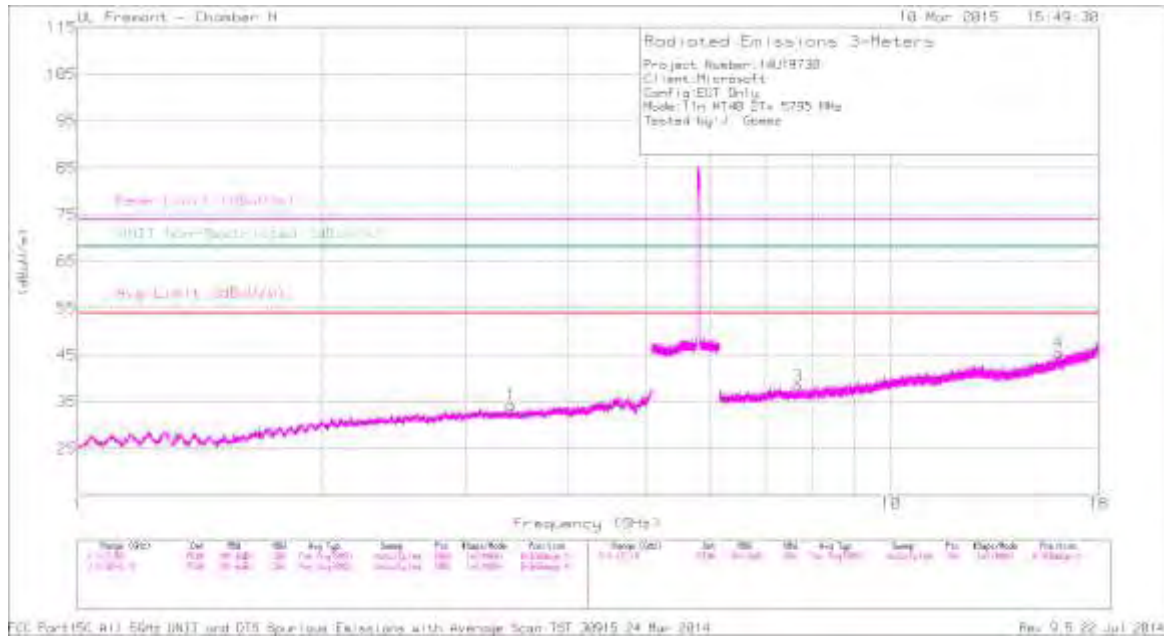
\* - indicates frequency in CFR 47, Part 15 and Industry Canada RSS-Restricted Band.

PK1 - KDB789033 Method: Peak

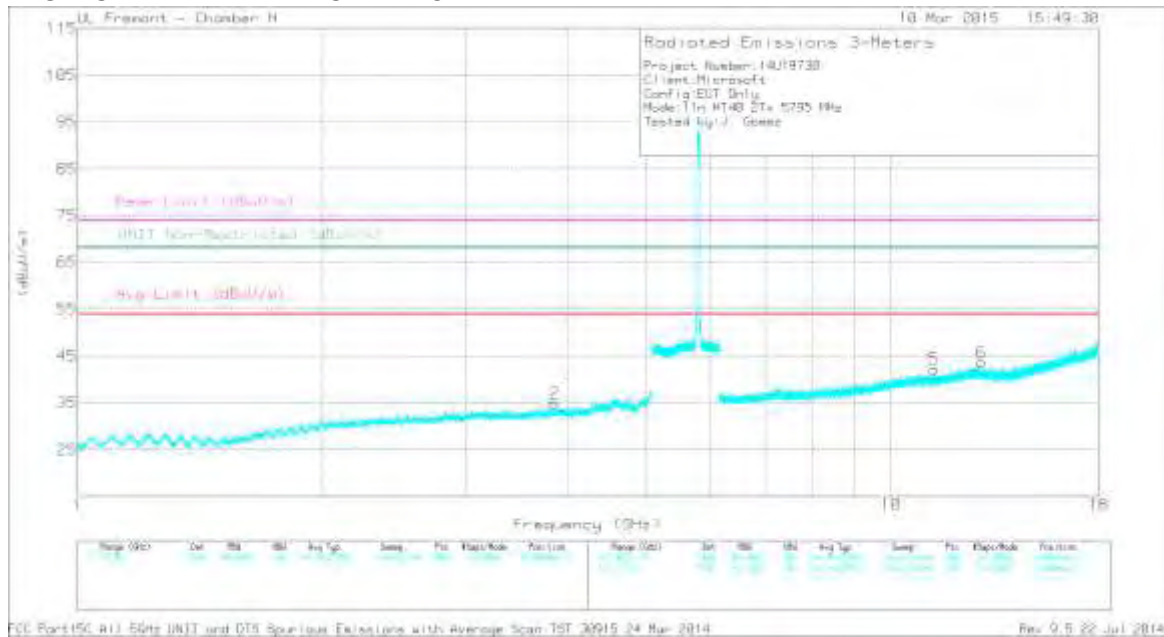
AD1 - KDB789033 Method: AD Primary Power Average



### HIGH CHANNEL HORIZONTAL PLOT



### HIGH CHANNEL VERTICAL PLOT



**DATA**

Marker	Frequency (GHz)	Meter Reading (dBuV)	Det	AF T863 (dB/m)	Amp/Cbl/Ftr/Pad (dB)	DC Corr (dB)	Corrected Reading (dBuV/m)	Avg Limit (dBuV/m)	Margin (dB)	Peak Limit (dBuV/m)	PK Margin (dB)	UNII Non-Restricted (dBuV/m)	PK Margin (dB)	Azimuth (Degs)	Height (cm)	Polarity
2	* 3.864	41.89	PK1	33.3	-32.7	0	42.49	-	-	74	-31.51	-	-	46	315	V
	* 3.863	29.95	AD1	33.3	-32.8	.13	30.58	54	-23.42	-	-	-	-	46	315	V
3	* 7.69	39.83	PK1	36.1	-29.4	0	46.53	-	-	74	-27.47	-	-	151	191	H
	* 7.69	27.34	AD1	36.1	-29.4	.13	34.17	54	-19.83	-	-	-	-	151	191	H
4	* 16.056	36.2	PK1	41.2	-24.2	0	53.2	-	-	74	-20.8	-	-	25	156	H
	* 16.056	23.48	AD1	41.2	-24.2	.13	40.61	54	-13.39	-	-	-	-	25	156	H
5	* 11.301	35.78	PK1	37.9	-25.2	0	48.48	-	-	74	-25.52	-	-	96	397	V
	* 11.301	24.12	AD1	37.9	-25.2	.13	36.95	54	-17.05	-	-	-	-	96	397	V
1	3.415	41.65	PK1	32.8	-32.9	0	41.55	-	-	-	-	68.2	-26.65	357	116	H
6	12.906	36.43	PK1	39.2	-25	0	50.63	-	-	-	-	68.2	-17.57	162	315	V

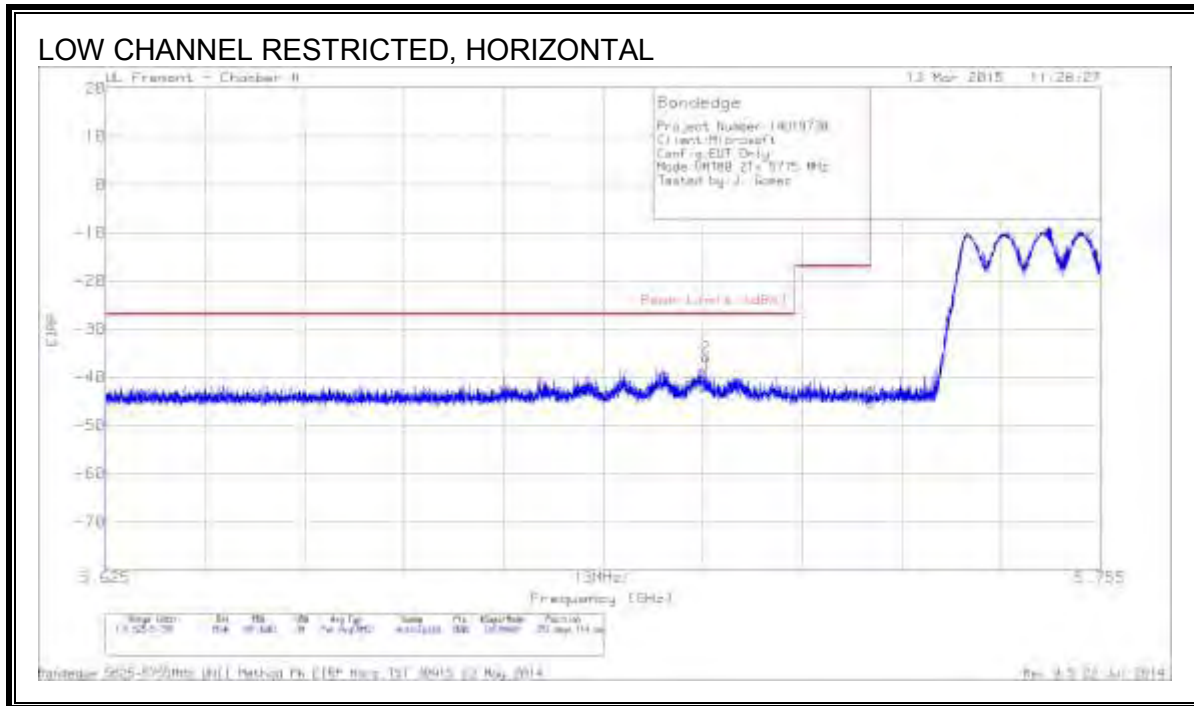
\* - indicates frequency in CFR 47, Part 15 and Industry Canada RSS-Restricted Band.

PK1 - KDB789033 Method: Peak

AD1 - KDB789033 Method: AD Primary Power Average

**10.2.16. TX ABOVE 1 GHz 802.11ac VHT80 MODE IN THE 5.8 GHz BAND**

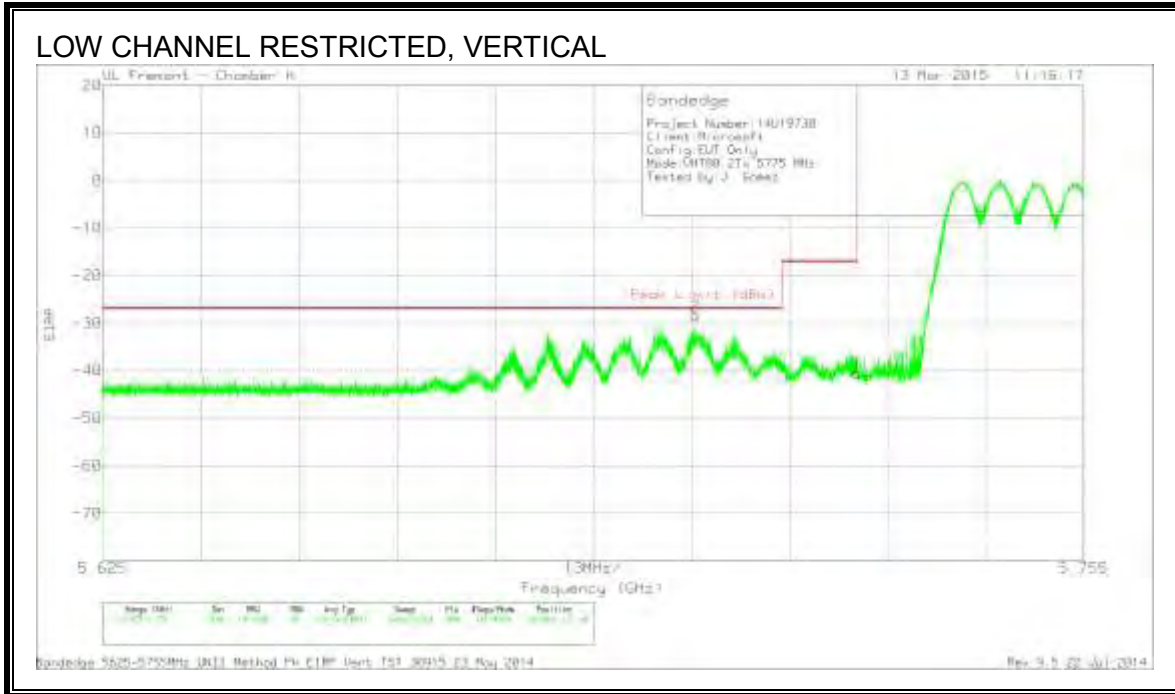
**RESTRICTED BANDEGE (LOW CHANNEL)**



**DATA**

Marker	Frequency (GHz)	Meter Reading (dBm)	Det	AF T863 (dB/m)	Amp/Cbl/F ltr/Pad (dB)	Conversion Factor (dB)	Corrected Reading EIRP	Peak Limit (dBm)	PK Margin (dB)	Azimuth (Degs)	Height (cm)	Polarity
2	5.703	-60.18	PK	35	-22.5	11.8	-35.88	-27	-8.88	257	114	H
1	5.725	-69.56	PK	35	-22.4	11.8	-45.16	-17	-28.16	257	114	H

PK - Peak detector

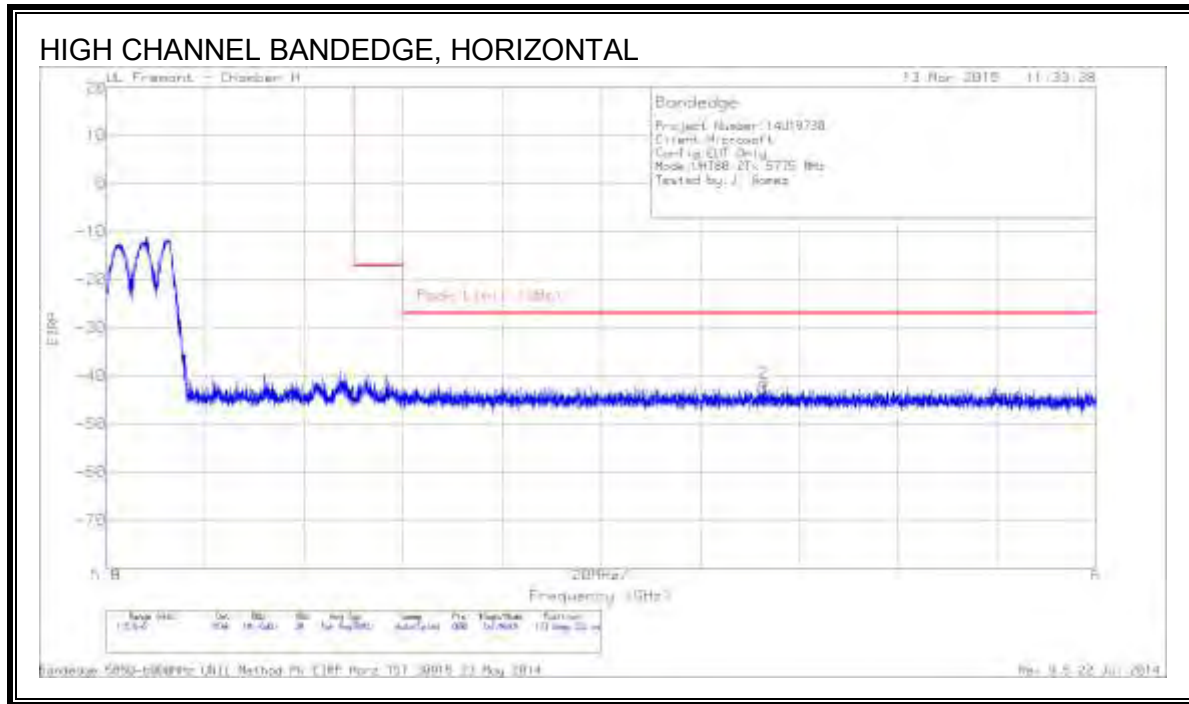


**DATA**

Marker	Frequency (GHz)	Meter Reading (dBm)	Det	AF T863 (dB/m)	Amp/Cb/F ltr/Pad (dB)	Conversion Factor (dB)	Corrected Reading EIRP	Peak Limit (dBm)	PK Margin (dB)	Azimuth (Degs)	Height (cm)	Polarity
2	5.704	-52.83	PK	35	-22.5	11.8	-28.53	-27	-1.53	84	137	V
1	5.725	-64.98	PK	35	-22.4	11.8	-40.58	-17	-23.58	84	137	V

PK - Peak detector

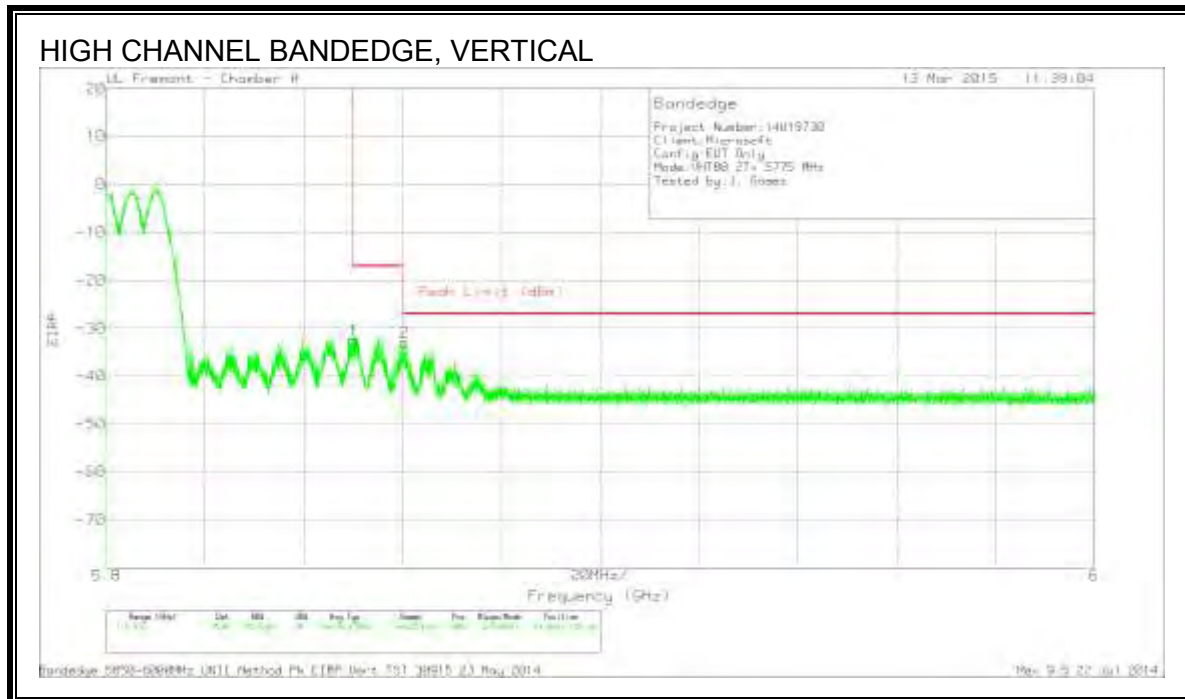
**AUTHORIZED BANDEDGE (HIGH CHANNEL)**



**DATA**

Marker	Frequency (GHz)	Meter Reading (dBm)	Det	AF T863 (dB/m)	Amp/Cbl/F Itr/Pad (dB)	Conversion Factor (dB)	Corrected Reading EIRP	Peak Limit (dBm)	PK Margin (dB)	Azimuth (Degs)	Height (cm)	Polarity
1	5.85	-69.84	PK	35.1	-22.2	11.8	-45.14	-17	-28.14	173	352	H
2	5.933	-66.12	PK	35.1	-22.2	11.8	-41.42	-27	-14.42	173	352	H

PK - Peak detector



**DATA**

Marker	Frequency (GHz)	Meter Reading (dBm)	Det	AF T863 (dB/m)	Amp/Cbl/F ltr/Pad (dB)	Conversion Factor (dB)	Corrected Reading EIRP	Peak Limit (dBm)	PK Margin (dB)	Azimuth (Degs)	Height (cm)	Polarity
1	5.85	-57.13	PK	35.1	-22.2	11.8	-32.43	-17	-15.43	64	102	V
2	5.86	-57.63	PK	35.1	-22.2	11.8	-32.93	-27	-5.93	64	102	V

PK - Peak detector



**DATA**

Marker	Frequency (GHz)	Meter Reading (dBuV)	Det	AF T863 (dB/m)	Amp/Cbl/FI tr/Pad (dB)	DC Corr (dB)	Corrected Reading (dBuV/m)	Avg Limit (dBuV/m)	Margin (dB)	Peak Limit (dBuV/m)	PK Margin (dB)	UNII Non-Restricted (dBuV/m)	PK Margin (dB)	Azimuth (Degs)	Height (cm)	Polarity
2	* 3.85	43.15	PK1	33.3	-32.8	0	43.65	-	-	74	-30.35	-	-	52	322	V
	* 3.85	32.25	AD1	33.3	-32.8	.26	33.01	54	-20.99	-	-	-	-	52	322	V
6	* 12.385	36.14	PK1	39.1	-25.3	0	49.94	-	-	74	-24.06	-	-	219	132	H
	* 12.383	24.65	AD1	39.1	-25.4	.26	38.61	54	-15.39	-	-	-	-	219	132	H
1	3.244	41.85	PK1	32.9	-33.8	0	40.95	-	-	-	-	68.2	-27.25	40	173	H
4	5.94	42.4	PK1	35.2	-22.2	0	55.4	-	-	-	-	68.2	-12.8	116	246	V
3	6.034	42.02	PK1	35.2	-22.1	0	55.12	-	-	-	-	68.2	-13.08	56	345	H
5	6.354	40.41	PK1	35.5	-30.9	0	45.01	-	-	-	-	68.2	-23.19	357	131	H
7	13.555	36.48	PK1	39.1	-26.1	0	49.48	-	-	-	-	68.2	-18.72	104	126	V

\* - indicates frequency in CFR 47, Part 15 and Industry Canada RSS-Restricted Band.

PK1 - KDB789033 Method: Peak

AD1 - KDB789033 Method: AD Primary Power Average





**DATA**

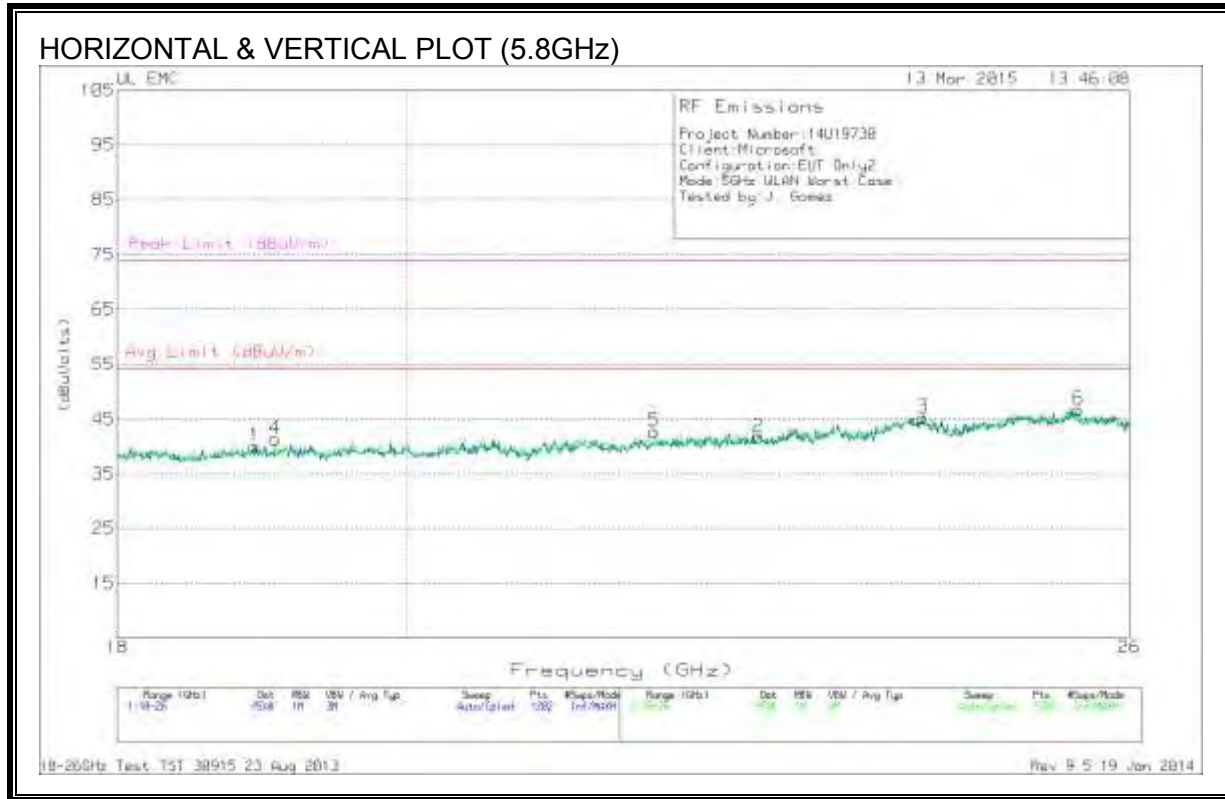
Marker	Frequency (MHz)	Meter Reading (dBuV)	Det	SS JB3 SN A051314-1	Amp/Cbl (dB)	Corrected Reading (dBuV/m)	QPk Limit (dBuV/m)	Margin (dB)	Azimuth (Degs)	Height (cm)	Polarity
4	* 134.975	29.32	PK	16.8	-30.2	15.92	43.52	-27.6	0-360	302	H
3	* 134.975	31.76	PK	16.8	-30.2	18.36	43.52	-25.16	0-360	100	V
6	66.5925	29.54	PK	11.3	-30.8	10.04	40	-29.96	0-360	201	H
1	66.635	32.67	PK	11.3	-30.8	13.17	40	-26.83	0-360	100	V
5	79.98	30.74	PK	10.4	-30.7	10.44	40	-29.56	0-360	401	H
2	80.0225	37.76	PK	10.4	-30.7	17.46	40	-22.54	0-360	100	V
8	352.7	29.97	PK	17.4	-28.8	18.57	46.02	-27.45	0-360	201	H
7	730.5	30.41	PK	23.4	-27.5	26.31	46.02	-19.71	0-360	301	V

\* - indicates frequency in CFR15.205/IC7.2.2 Restricted Band

PK - Peak detector

### 10.4. WORST-CASE 18 to 26 GHz

#### SPURIOUS EMISSIONS 18000 TO 26000 MHz (WORST-CASE CONFIGURATION, HORIZONTAL & VERTICAL)

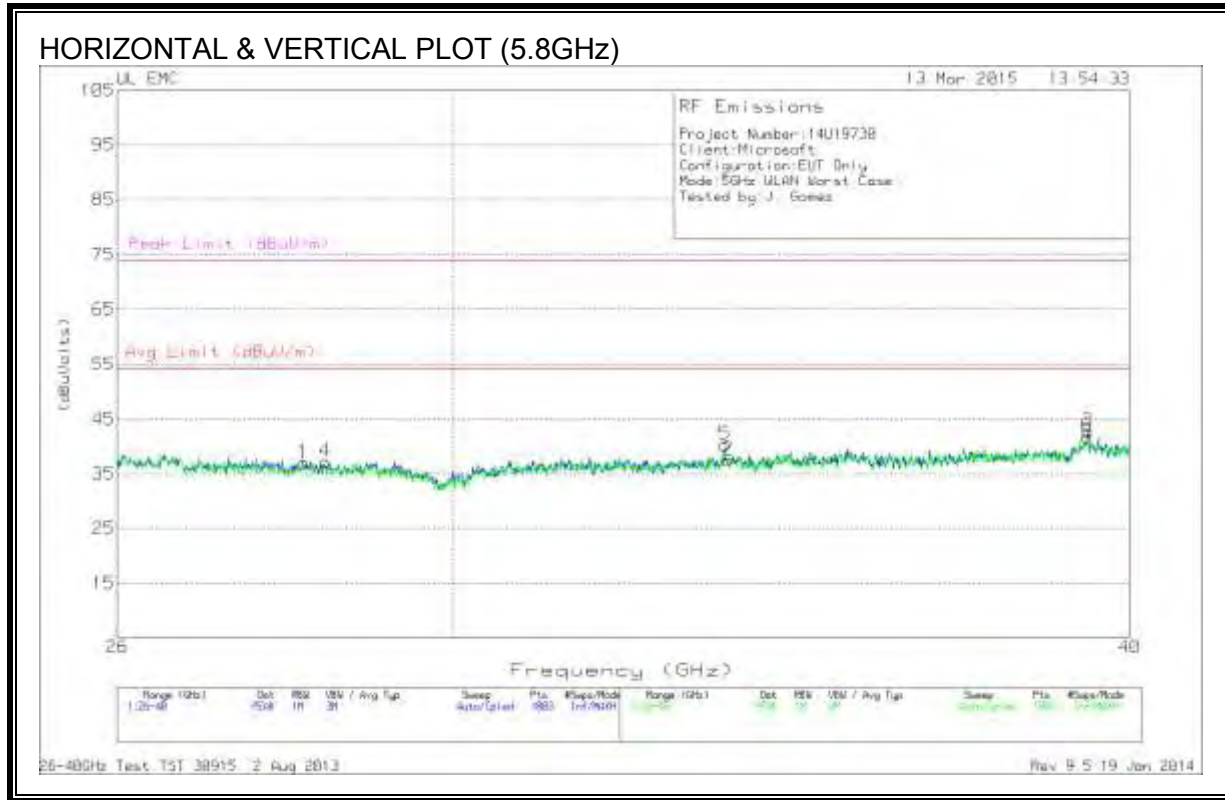


#### DATA

Marker	Frequency (GHz)	Meter Reading (dBuV)	Det	T89 AF (dB/m)	Amp/Cbl (dB)	Dist Corr (dB)	Corrected Reading (dBuVolts)	Avg Limit (dBuV/m)	Margin (dB)	Peak Limit (dBuV/m)	PK Margin (dB)
1	18.919	41.2	PK	32.8	-24.5	-9.5	40	54	-14	74	-34
2	22.723	40.77	PK	33.8	-23.4	-9.5	41.67	54	-12.33	74	-32.33
3	24.122	43.17	PK	34.2	-22.7	-9.5	45.17	54	-8.83	74	-28.83
4	19.066	42.03	PK	32.9	-24.1	-9.5	41.33	54	-12.67	74	-32.66
5	21.877	42.17	PK	33.7	-23.7	-9.5	42.67	54	-11.33	74	-31.33
6	25.52	44.57	PK	34.7	-23.1	-9.5	46.67	54	-7.33	74	-27.33

### 10.5. WORST-CASE 26 to 40 GHz

#### SPURIOUS EMISSIONS 26 TO 40 GHz (WORST-CASE CONFIGURATION, HORIZONTAL & VERTICAL)



#### HORIZONTAL & VERTICAL DATA

Marker	Frequency (GHz)	Meter Reading (dBuV)	Det	T90 AF (dB/m)	Amp/Cbl (dB)	Dist Corr (dB)	Corrected Reading (dBuVolts)	Avg Limit (dBuV/m)	Margin (dB)	Peak Limit (dBuV/m)	PK Margin (dB)
1	28.144	45.9	PK	35.8	-35.2	-9.5	37	54	-17	74	-37
2	33.715	48.2	PK	36.9	-38.1	-9.5	37.5	54	-16.5	74	-36.5
3	39.293	49.73	PK	38.4	-35.8	-9.5	42.83	54	-11.17	74	-31.17
4	28.408	45.87	PK	35.8	-35	-9.5	37.17	54	-16.83	74	-36.83
5	33.676	50.23	PK	36.9	-37.3	-9.5	40.33	54	-13.67	74	-33.67
6	39.285	49.03	PK	38.4	-36.1	-9.5	41.83	54	-12.17	74	-32.17

## 11. AC POWER LINE CONDUCTED EMISSIONS

### LIMITS

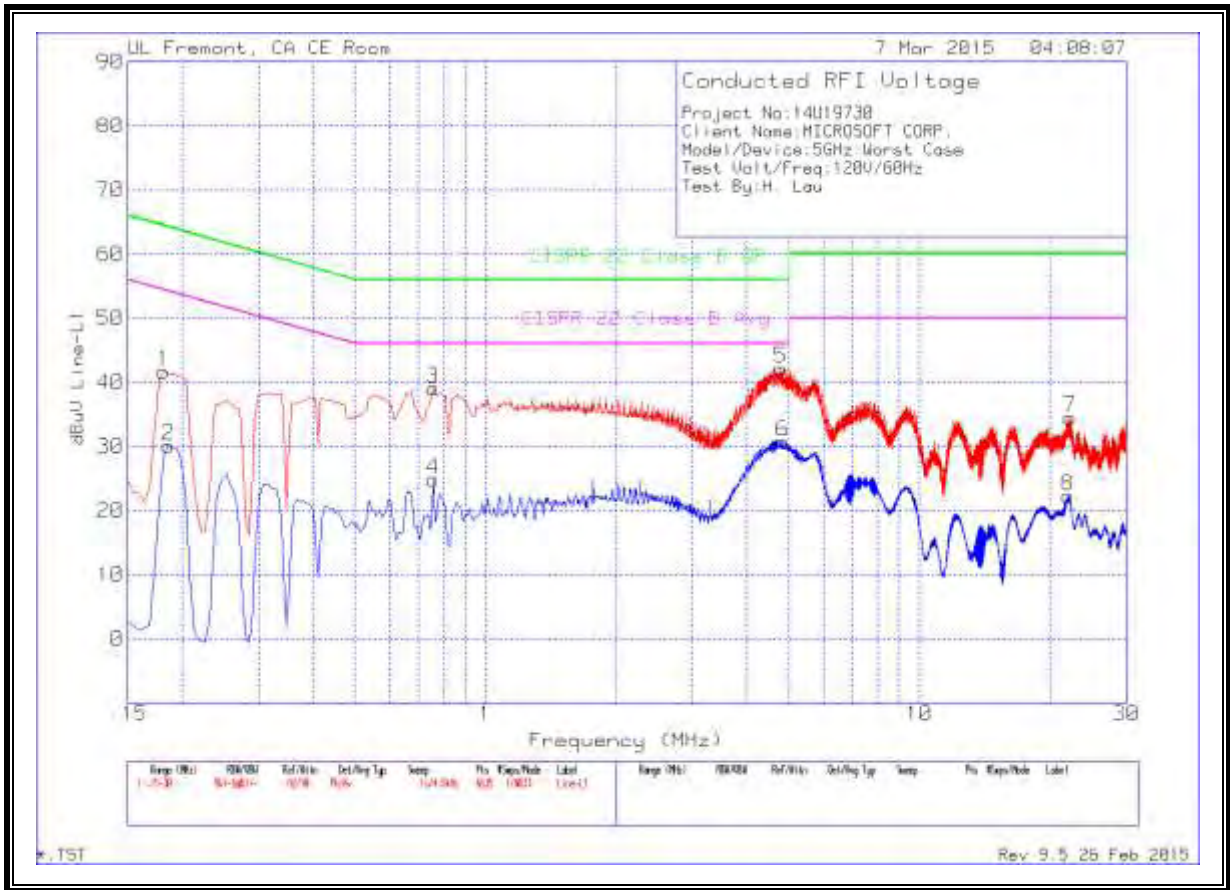
FCC §15.207 (a)

Frequency of Emission (MHz)	Conducted Limit (dBuV)	
	Quasi-peak	Average
0.15-0.5	66 to 56*	56 to 46*
0.5-5	56	46
5-30	60	50

\* Decreases with the logarithm of the frequency.

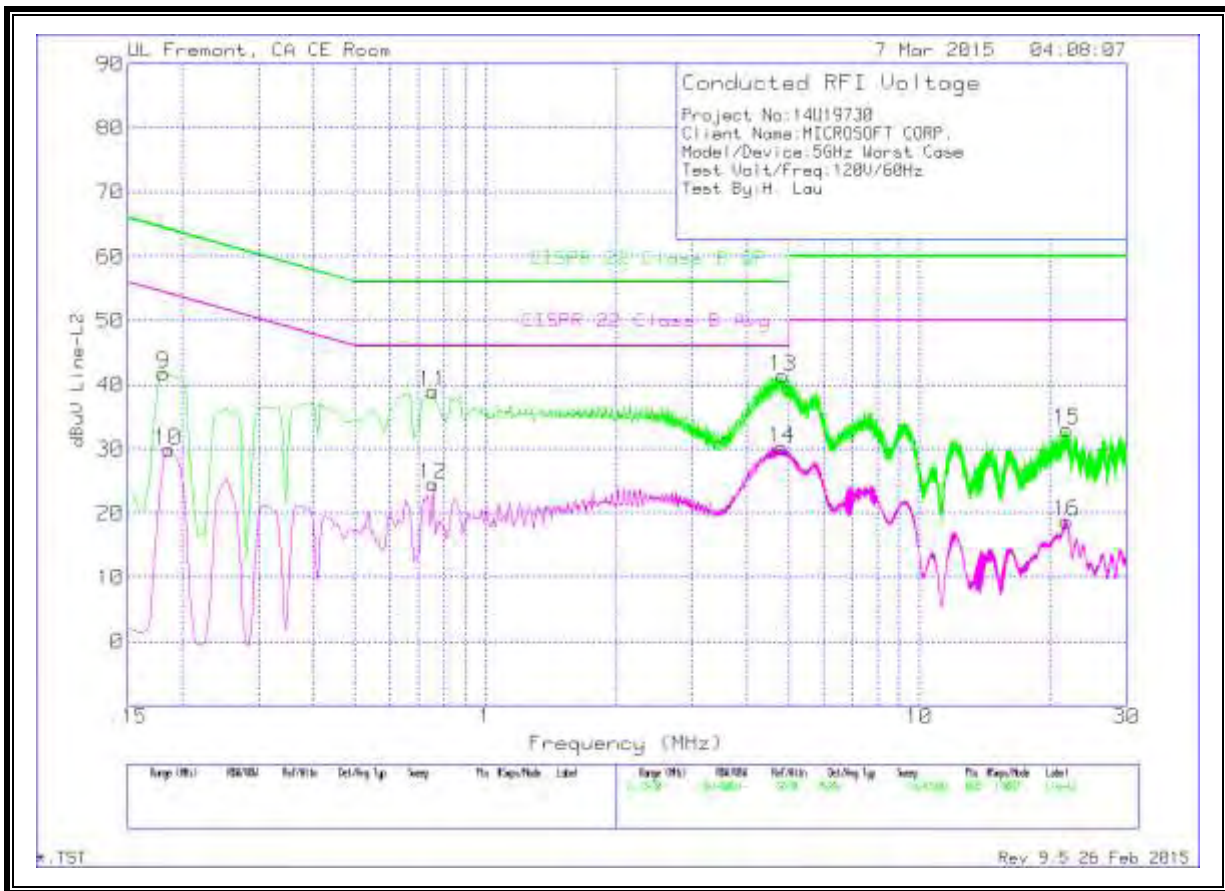
**RESULTS**

**LINE 1 RESULTS**





**LINE 2 RESULTS**



**WORST EMISSIONS**

Range 1: Line-L1 .15 - 30MHz

Marker	Frequency (MHz)	Meter Reading (dBuV)	Det	T24 IL L1	LC Cables 1&3	Corrected Reading dBuV	CISPR 22 Class B QP	Margin (dB)	CISPR 22 Class B Avg	Margin (dB)
1	.1815	40.56	Pk	1.1	0	41.66	64.42	-22.76	--	--
2	.186	29.08	Av	1	0	30.08	--	--	54.21	-24.13
3	.7575	38.84	Pk	.3	0	39.14	56	-16.86	--	--
4	.7575	24.52	Av	.3	0	24.82	--	--	46	-21.18
5	4.7985	41.86	Pk	.2	.1	42.16	56	-13.84	--	--
6	4.8435	30.47	Av	.2	.1	30.77	--	--	46	-15.23
7	22.236	33.97	Pk	.3	.2	34.47	60	-25.53	--	--
8	21.9885	21.79	Av	.3	.2	22.29	--	--	50	-27.71

Pk - Peak detector

Av - Average detection

Range 2: Line-L2 .15 - 30MHz

Marker	Frequency (MHz)	Meter Reading (dBuV)	Det	T24 IL L2	LC Cables 2&3	Corrected Reading dBuV	CISPR 22 Class B QP	Margin (dB)	CISPR 22 Class B Avg	Margin (dB)
9	.1815	40.58	Pk	1.2	0	41.78	64.42	-22.64	--	--
10	.186	28.73	Av	1.1	0	29.83	--	--	54.21	-24.38
11	.7575	38.71	Pk	.3	0	39.01	56	-16.99	--	--
12	.7575	24.21	Av	.3	0	24.51	--	--	46	-21.49
13	4.848	41.06	Pk	.2	.1	41.36	56	-14.64	--	--
14	4.8255	29.85	Av	.2	.1	30.15	--	--	46	-15.85
15	21.8625	32.47	Pk	.3	.2	32.97	60	-27.03	--	--
16	21.831	18.29	Av	.3	.2	18.79	--	--	50	-31.21

Pk - Peak detector

Av - Average detection

**END OF REPORT**