



TEST REPORT No.R-TR69-FCC-TS-2

For

MODEL NO. 1634

FCC ID: C3K1634

Issue Date: 06/09/2015

FCC CFR47 Part 15 Subpart C

Prepared by

Microsoft EMC Laboratory

17760 NE 67th Ct,

Redmond WA, 98052, U.S.A.

425-421-9799

sajose@microsoft.com



TESTING CERT #3472.01

2 Test Setup pictures




Fig.1 Radiated Emissions EUT Setup (Flat)




Fig.2 Radiated Emissions EUT Setup (Standing)



Fig.3 Radiated Emissions Test Setup (30MHz – 1GHz)




Fig.4 Radiated Emissions Test Setup (1GHz – 18 GHz)



Fig.5 Radiated Emissions Test Setup (18GHz – 26.5 GHz)



Fig.6 Antenna port Conducted Measurements Test Setup




Fig.7 AC Line Conducted Emissions Measurements Test Setup




Fig.8 AC Line Conducted Emissions Measurements Test Setup – Front



Fig.9 AC Line Conducted Emissions Measurements Test Setup – Back