




## 10. SETUP PHOTOS



### ANTENNA PORT CONDUCTED RF MEASUREMENT SETUP





**RADIATED RF MEASUREMENT SETUP (BELOW 1 GHz)**



**RADIATED RF MEASUREMENT SETUP (ABOVE 1 GHz)**



**POWERLINE CONDUCTED EMISSIONS MEASUREMENT SETUP**



**END OF REPORT**