





13. PHOTOGRAPH OF TEST

13.1. Photos of Power Line Conducted Emission Test



13.2.Photos of Radiated Emission Test (In Anechoic Chamber)
30~1000MHz





Above 1000MHz

